
DRAFT FINAL
TECHNICAL MEMORANDUM
NORTHERN BUFFER ZONE SOIL SAMPLE RESULTS
SANTA SUSANA FIELD LABORATORY SITE
AREA IV RADIOLOGICAL STUDY

TO: Andrew Bain, EPA Region 9 RPM
FROM: T. Stewart Williford, P.G., HGL
THROUGH: L. Steven Vaughn, R.G., HGL Project Manager
Rene R. Rodriguez, P.E., HGL Deputy Project Manager
CC: Mary Aycock, EPA Region 9 RPM
Shiann-Jang Chern, Ph.D., P.E., EPA Region 9 RPM
Yarissa Martinez, P.E., EPA Region 9 RPM
Gregg Dempsey, Technical Advisor
DATE: September 11, 2012
SUBJECT: Northern Buffer Zone Soil Sample Results

CONTRACT NO: EP-S7-05-05
TASK ORDER NO: 0038

1.0 INTRODUCTION

HydroGeoLogic, Inc. (HGL) is conducting a comprehensive radiological characterization study of Area IV and the Northern Buffer Zone (NBZ) at the Santa Susana Field Laboratory (SSFL) site in Ventura County, California. This work is being executed under U.S. Environmental Protection Agency (USEPA) Region 7 Architect and Engineering Services Contract EP-S7-05-05, Task Order 0038. The technical lead on the project is USEPA Region 9.

As part of the radiological study, surface and subsurface soil samples were collected from locations identified from geophysical surveys, gamma scanning, historical aerial photographs and findings of the Historical Site Assessment. Sampling efforts in the study area were divided into Subareas and the NBZ. This Technical Memorandum documents the soil sampling activities, analytical results, and conclusions of the Northern Buffer Zone soil sampling. The primary objective of the NBZ soil sampling effort was to evaluate the nature of potential radionuclide contamination in soil that may have resulted from past nuclear operations. This objective was achieved through the collection and analysis of surface, subsurface, and drainage soil samples.

The approach for soil sampling was to identify potential sample locations from the lines of evidence listed above, prepare a Field Sampling Plan (FSP) Addendum for the NBZ, present the FSP, and review and finalize proposed locations with USEPA's SSFL Technical Stakeholder Workgroup.

2.0 SOIL SAMPLING ACTIVITIES

2.1 Soil Sample Location Placement and Utility Clearance

During the NBZ soil sampling program there were two different methods used to place soil sample locations: targeted and random. Targeted sample locations were determined based on lines of evidence such as, geophysical data, historical analytical data, historical aerial photo evaluations, and Technical Stakeholder input. A total of 134 targeted soil samples (31 surface, 73 subsurface, and 30 drainage) were collected during the round 1 soil sampling effort in the NBZ.

In addition to the targeted samples, 100 random surface soil samples were planned. There were no random subsurface soil samples planned or collected. Twenty-five additional “Alternate” random surface soil sample locations were also identified in case an original random location was inaccessible. The placement of the random surface soil and alternate sampling locations were determined by creating the X and Y coordinates for each location using the Create Random Point tool provided in ArcGIS software created by Environmental Systems Research Institute, Inc. (Environmental Systems Research Institute, Inc., 2012).

Table 1 (attached) summarizes the proposed samples and lists the samples actually collected. Figure 1 illustrates soil sample locations (proposed and collected). Deviations from the FSP Addendum are discussed in Section 2.3.

The proposed sampling locations were discussed during a technical review meeting held on February 22, 2012, with members of USEPA’s SSFL Technical Stakeholder Workgroup consisting of representatives of Department of Energy (DOE), the State of California Department of Toxic Substances Control (DTSC), The Boeing Company, USEPA, and the community.

After the locations were finalized with the Technical Stakeholder Workgroup, proposed sampling locations were marked in the field using a SPS 852 handheld Trimble global positioning system (GPS) and magnetic survey spikes. Before sampling activities commenced, utility clearances were performed at each location by Underground Service Alert (Dig Alert) and a private utility locator.

A transcription error was observed in the Final NBZ FSP Addendum (HGL, 2012a) in Table 2, Summary of Sample Numbers by Sample Type. The sample summary shown on Table 1 of this report correctly reflects the total samples planned in the NBZ and is based on Table 1 and Figures 1 through 5 of the Final FSP Addendum for the NBZ (HGL, 2012a). The total number of planned samples and the type of samples collected was not affected by this error.

2.2 Sample Collection

Surface soil and drainage samples were collected using a stainless steel trowel or shovel. Subsurface samples were collected using a Geoprobe™ 6600 Series direct-push technology (DPT) unit or a hand auger. Soil samples were collected in accordance with the procedures

detailed in the Final FSP for Soil Sampling (HGL, 2012b), and the NBZ FSP Addendum. Soil cores were logged and the boring logs are provided in Attachment 2. A total of 233 surface, subsurface, and drainage soil samples were collected within the NBZ between March 12, 2012 and April 23, 2012.

During the February 22, 2012 technical review meeting recommendations and action items including those on the topic of Likely Chemical Remediation Zones (LCRZ) were discussed. A small area north of the Old Conservation Yard in the NBZ East has been identified by DOE and DTSC as an LCRZ (Figure 4). USEPA understands that most, if not all, surface soil may be excavated and removed from areas identified as LCRZ. Therefore, USEPA placed a reduced number of surface and subsurface samples around the perimeter of these zones to better define the potential extent of contamination. In accordance with USEPA's role under the Administrative Order on Consent (AOC) for Remedial Action (DTSC, 2010) agreement between DTSC and DOE for the SSFL site, USEPA will conduct confirmation soil sampling to verify that site remediation goals have been achieved at all such remediation zones. If the LCRZs will not be excavated or removed, a data gap may exist. Additional investigations in the future may be necessary to address the potential data gap. These follow-on efforts are not included in the current scope of work and will be accomplished using additional external funding.

2.3 Deviations from the Field Sampling Plan Addendum

Twenty-five additional "Alternate" random surface soil sample locations were identified prior to starting sampling activities in case an original random surface soil sampling location was inaccessible. The following nine original random surface soil sample locations were located within biological exclusion zones where no ground disturbance was permitted. These random surface soil sample locations were moved in accordance with the criteria presented in the the Final FSP Addendum for the NBZ (HGL, 2012a). The samples were collected at the locations shown below:

- Location NBZ-00098 – sample collected at Location NBZ-00199.
- Location NBZ-00106 – sample collected at Location NBZ-00194.
- Location NBZ-00117 – sample collected at Location NBZ-00195.
- Location NBZ-00125 – sample collected at Location NBZ-00196.
- Location NBZ-00128 – sample collected at Location NBZ-00197.
- Location NBZ-00132 – sample collected at Location NBZ-00200.
- Location NBZ-00137 – sample collected at Location NBZ-00201.
- Location NBZ-00142 – sample collected at Location NBZ-00198.
- Location NBZ-00153 – sample collected at Location NBZ-00202.

If a random surface soil sample location was placed on a boulder or rock outcrop the location was moved to the nearest area where soil could be collected. All of the sampling locations were surveyed using a GPS after the sample was collected.

One additional targeted surface sample was collected at Location 52; originally only a targeted subsurface sample was planned to be collected from this location. The originally planned targeted subsurface sample could not be collected due to shallow refusal on bedrock at 1.5 feet below ground surface (bgs).

A total of 89 targeted subsurface soil samples were planned to be collected during the NBZ investigation. Targeted subsurface soil samples were not collected from 15 locations due to shallow refusal on bedrock which resulted in insufficient soil volume. One targeted subsurface sample could not be collected from Location 93 because it was located within a biological exclusion zone. A total of 73 targeted subsurface samples were collected during the NBZ investigation.

The targeted drainage sample at Location 93 and the random surface sample at Location 191 were not collected because they were also located within a biological exclusion zone. These sample locations were not moved because the biological zones were so large that moving the locations would have invalidated the original intent of the samples.

Table 2 summarizes the deviations from the FSP and details why the planned sample was not collected.

2.4 Soil Boring Summary

A total of 89 targeted soil boring locations were planned during the NBZ investigation. One soil boring could not be attempted because it was located within a biological exclusion zone. A total of 88 soil borings were attempted, of which three borings were advanced to the proposed depth of 10 feet bgs (HGL, 2012a). Of the 85 borings that were not completed to the proposed depth, 69 borings could only be advanced to a depth less than 5.0 feet bgs and 16 could only be advanced to a depth greater than or equal to 5.0 but less than 10.0 feet bgs.

Refusal was encountered in one of the 88 targeted soil borings attempted due to rubble present in fill material. Refusal was encountered in 84 of the 88 borings due to the presence of bedrock before the proposed depth of 10 feet bgs was reached. There were three targeted soil borings that did not encounter refusal and were advanced to 10 feet bgs.

Soil samples were classified and described in accordance with the Final FSP for Soil Sampling (HGL, 2012b). The most common soil types observed were sand, silty sand, silt, sandy clay, silty clay, and clay. Fill material was encountered in 12 of the 88 borings completed. The fill material consisted of soils that exhibited a mottled texture and frequently contained anthropogenic material such as concrete, asphalt, or glass. A summary of the Boring Log information is presented in Table A.1 (Attachment 1).

3.0 SOIL ANALYTICAL RESULTS

Analyses of soil samples were conducted in accordance with the draft revised Final Quality Assurance Project Plan (QAPP) for Soil Sampling which was finalized in March 2012 (HGL,

2012c). All soil samples were analyzed for the default suite of analytes presented in Table 2.3 of the FSP for Soil Sampling (HGL, 2012b).

3.1 Radiological Trigger Levels

Analytical results were compared to the radiological trigger levels (RTL) established specifically for the Area IV Santa Susana Field Laboratory Radiological Study. RTLs are reference soil concentrations for the radionuclides of concern for the Radiological Study. Analytical results below each RTL are considered uncontaminated or non-actionable, and results that exceed RTL are actionable and may represent contamination. The process used to derive the RTLs is presented in the Technical Memorandum, Radiological Trigger Levels (HGL, 2011b), and is briefly summarized below.

The SSFL Radiological Background Study (HGL, 2011a), developed Background Threshold Values (BTV) which are upper concentration limits of radionuclides of concern from offsite samples. These were calculated from 149 samples. The laboratory minimum detectable concentrations (MDC), for a single sample, can be greater than the respective BTV. Hence, the RTLs were formed from the greater of BTV or MDC values plus an additional method uncertainty (for comparison of individual sample results to the RTL). An RTL exceedance is then greater than locally determined background concentrations.

3.2 Analytical Results

A total of 233 samples were collected during the NBZ round 1 soil sampling event. All of the soil samples collected were analyzed for the SSFL default suite as listed in Table 2.3 of the Final FSP for Soil Sampling (HGL, 2012b).

Analytical results presented in the following subsections are described in three different ways:

1. The number of physical locations where a sample(s) was collected that contained at least one radionuclide that exceeded RTLs,
2. The number of samples containing radionuclides that exceeded the RTLs, and
3. The number of radionuclides that exceeded RTLs.

One location can have multiple samples containing multiple radionuclides that exceed RTLs. For example, a single physical location could have a surface sample that has three exceedances and a subsurface sample that has four exceedances. Therefore, the results would be presented as follows: one location (two samples) containing seven radionuclides that exceeded RTLs.

Analytical results of soil samples collected during the round 1 NBZ sampling event reported a total of 11 site-related man-made radionuclide RTL exceedances in 11 samples. Soil samples reported to contain radionuclide activities at or above the respective RTL were located in the NBZ West and NBZ East areas.

Table 3 summarizes the number of RTL exceedances detected during round 1 NBZ sampling by location, samples and radionuclides exceeding the RTLs.

Table 3
Round 1 NBZ Locations, Samples and Man-Made Radionuclides with Exceedances

Area of RTL Exceedance	Locations	Random Samples	Targeted Samples	Radionuclides Exceeding RTLs
NBZ-West	8	3	5	8
NBZ-East	3	2	1	3
Totals	11	5	6	11

Notes:

Reporting units in picocuries per gram.

Table 4 presents the sample location, sample type, and radionuclide concentration for each exceedance. Figure 1 presents an overview of the NBZ. Figures 2 through 5 present the location, radionuclide, and concentration detected above the RTLs in samples collected from the areas discussed above. A summary of the analytical results is provided in Table A.2.

The man-made radionuclide concentrations reported in soil samples at or above their respective RTL are summarized below:

- **NBZ West (Figures 2 and 3)**
 - Cesium (Cs)-137 was reported to exceed the RTL of 0.207 at two locations (two samples) at concentrations of 0.207 picocuries per gram (pCi/g) and 0.26 pCi/g.
 - Strontium (Sr)-90 was reported to exceed the RTL of 0.485 at six locations (six samples) at concentrations ranging from 0.527 pCi/g to 0.978 pCi/g.
- **NBZ East (Figures 4 and 5)**
 - Cs-137 was reported to exceed the RTL of 0.207 at two locations (two samples) with concentrations of 0.212 pCi/g and 0.277 pCi/g.
 - Curium (Cm)-243/244 was reported to exceed the RTL of 0.0443 pCi/g at one location (one sample) with a concentration of 0.0647 pCi/g.

There were four locations (four samples) where 10 naturally occurring radionuclides, also known as Naturally Occurring Radioactive Material (NORM), were detected above the RTLs. The NORM radionuclide concentrations reported in soil samples at or above their respective RTL are summarized below:

- Uranium (U)-238 was reported at two locations (two samples) at concentrations of 2.43 pCi/g and 2.67 pCi/g, which exceed the RTL of 1.80 pCi/g.
- Uranium-233/234 was reported at one location (one sample) at a concentration of 2.40 pCi/g, which exceeds the RTL of 2.02 pCi/g.

- Lead-214 was reported at two locations (two samples) at concentrations of 2.87 pCi/g and 3.87 pCi/g, which exceed the RTL of 1.70 pCi/g.
- Bismuth-214 was reported at two locations (two samples) at concentrations of 2.66 pCi/g and 3.49 pCi/g, which exceed the RTL of 1.59 pCi/g.
- Thorium (Th)-230 was reported at two locations (two samples) at concentrations of 3.62 pCi/g and 3.88 pCi/g, which exceed the RTL of 2.20 pCi/g.
- Thorium-229 was reported at one location (one sample) at a concentration of 0.206 pCi/g, which exceeds the RTL of 0.145 pCi/g.

The location, sample identification, radionuclide, activity, MDC, RTL, and sample depth of the NORM exceedances are presented in Table 5.

3.3 Radiological Trigger Levels Data Quality Gap Result Evaluations

The use of RTLs is predicated on the assumption that analytical results will be of known and predictable quality, with the uncertainty constrained to a level that supports direct comparison of results to RTLs. As stated in the QAPP, the pertinent data quality objective (DQO) considered in the development of RTLs is that radioactivity exceedance decision error rates will be less than 5 percent. This DQO is achieved by the primary measurement quality objective that samples with reported activity greater than the RTL should have a combined standard uncertainty of less than 10 percent.

In some cases, matrix or spectral interference, or the laboratory's occasional use of non-optimal instrumentation, results in analytical uncertainties greater than the desired 10 percent for a small percentage of analytical results. In these cases, a decision must be made whether the uncertainty is sufficiently constrained to be used to make radioactivity exceedance decisions.

The MDC is the level of activity in a sample that may be statistically distinguished from a blank sample at the 95 percent confidence interval. In practice, the MDC is a level of activity at which the uncertainty is constrained to a predictable fraction of the reported activity. It is determined, by review of the reported data and from technical judgment, that results above the reported MDC will have the associated uncertainty constrained to degree that may be useful for decision-making in exceptional circumstances, with professional oversight. Results below the associated MDC may not be usable for decision-making and represent potential data quality gaps.

A data quality gap is a sample result for which the MDC is greater than the RTL, but the reported activity is below the RTL, indicating an indeterminate result that may or may not exceed the RTL. The elevated MDC indicates a result that lacks sufficient precision to support decision making at the RTLs.

It is understood that, for all results, the reported analytical uncertainty is sufficiently reliable to be considered, however the magnitude of that uncertainty may not always allow direct

comparison of the activity to the RTL, as discussed above. In many cases, the reported activity is sufficiently below the RTL (more than the associated, elevated 2σ total propagated uncertainty [TPU]) to decide that the result does not represent an exceedance. For these cases, results are removed from further data quality gap assessment.

Remaining data quality gap results are evaluated on a case-by-case basis to determine whether further action is warranted or beneficial. Out of 233 environmental samples and 11 field duplicate samples (10,004 individual radionuclide results), there are 47 such data quality gaps in the dataset from samples collected in the NBZ.

- Of the 47 data quality gaps requiring further assessment, 37 are associated with lower energy gamma spectrometry results, which are subject to sample-specific spectral interference from an elevated Compton continuum. This is an inherent limitation of gamma spectrometry and further analysis is not expected to significantly improve these results. The data quality gaps do not support a determination of an exceedance and no further action is necessary.
- Sample 90218 has a data quality gap for Th-229. While the data quality gap could be related in part to the use of a detector with a slightly elevated background count rate in the spectral region of interest, the sample was prepared and analyzed multiple times, and the spectral quality issues are present in all available data. The apparent matrix interference in this sample suggests that further reanalysis would not be expected to produce significantly better data quality. Consequently, no further reanalysis will be requested.
- Sample 90071 has a data quality gap for Am-241 and for Cm-243/244, resulting from a combination of low chemical yield of 45.3 percent in the isotopic Am/Cm analysis, and the use of a detector with a slightly elevated background count rate in the spectral regions of interest. The laboratory might improve the quality of the reported data to eliminate the data quality gap by preparing the sample for reanalysis. The laboratory will be requested to prepare a new aliquant for analysis and meet the project DQOs, and, if possible, achieve an MDC of less than 0.045 pCi/g for Am-241, and an MDC of less than 0.044 pCi/g for Cm-243/244 (the respective analyte RTLs).
- Similarly, the following samples have data quality gaps for Am-241 or Cm-243/244, as indicated below, resulting from low chemical yield, use of higher background detectors, or a combination of both:
 - 90032 – Am-241
 - 90178 – Cm-243/244
 - 90215 – Cm-243/244

The laboratory will be requested to prepare new aliquants for analysis for these samples and to meet the project DQOs, and, if possible, achieve an MDC of less than 0.045 pCi/g for Am-241, and an MDC of less than 0.044 pCi/g for Cm-243/244 (the respective analyte RTLs).

- The following samples have data quality gaps for the gamma-emitting isotopes listed:

- 90056 – cobalt (Co)-60
- 90203 – Co-60
- 90205 – europium (Eu)-154
- 90206 – Co-60

The samples were counted on gamma spectrometry detectors that have a lower counting efficiency at higher gamma emission energies than other detectors employed in the laboratory. The laboratory may improve the quality of the reported data to eliminate the data quality gap by recounting the samples on a different, higher efficiency detector and/or for a longer count period. The laboratory will be requested to recount the existing samples and to meet the project DQOs, in addition to achieving an MDC of less than 0.028 pCi/g for Co-60, and an MDC of less than 0.15 pCi/g for Eu-154 (the analyte RTLs), if possible.

The following samples were reanalyzed in order to achieve an MDC that was no higher than the project RTLs.

Table 6
Samples to be Recounted or Reanalyzed

Field Sample ID	Analyte Name	RTL
90032	Am-241	0.045
90056	Co-60	0.028
90071	Am-241	0.045
90071	Cm-243/244	0.044
90178	Cm-243/244	0.044
90203	Co-60	0.028
90205	Eu-154	0.15
90206	Co-60	0.028
90215	Cm-243/244	0.044

Note:
Reporting units in picocuries per gram.

The MDCs achieved during the reanalyses of the samples listed in Table 6 were below the project RTL, therefore there are no additional data quality gaps. Results of the reanalyses also show there are no additional radionuclide concentrations that exceed the project RTLs. Reanalyses results are presented in Table A.2 along with the original analysis and are designated with an R at the end of the sample identification.

4.0 QUALITY ASSURANCE/QUALITY CONTROL SAMPLES

In addition to the environmental samples collected, quality control samples were collected as described in the QAPP (HGL, 2012c). The results of the quality control samples collected and their affect on data usability are described in the following subsections.

4.1 Field Duplicates

Field duplicate soil samples were collected at a frequency of 1 per 20 samples (5 percent). A total of 13 field duplicate samples were collected during the round 1 sampling event. The field duplicate evaluation criterion includes an additional 1σ uncertainty factor of 10 percent to allow for heterogeneity of co-located, but non-homogenized, field samples.

The comparability of a field duplicate result to that of the original sample is assessed by evaluating the duplicate Z-score comparison (Z_{DUP}). The Z-score is a statistical test that indicates how many standard deviations an observation is from the expected value. The Z-score is defined in the QAPP (HGL, 2012c), and the Z_{DUP} is calculated as follows:

$$Z_{DUP} = \frac{|X_s - X_d|}{\sqrt{u_s^2 + u_d^2}}$$

where:

- X_s = activity of the sample
- X_d = activity of the duplicate
- u_s = combined standard (1σ) uncertainty of the sample
- u_d = combined standard (1σ) uncertainty of the duplicate

Higher Z_{DUP} scores indicate greater disparity between the sample and the duplicate results. A Z_{DUP} score of 2.0, for example, indicates that the duplicate result differs from the sample result by twice the overall uncertainty of the two results. Hence, a Z_{DUP} score of 1.96 (the warning level) indicates that the two results are statistically equivalent, at the 95 percent confidence interval. A Z_{DUP} score of 2.58 (the exceedance level) indicates that the two results are statistically equivalent, at the 99 percent confidence interval.

A Z_{DUP} evaluation is performed on each paired set of analytes for which parent and duplicate data are reported. This quality assurance/quality control assessment is performed on the validated laboratory results approved and accepted by the project, and recorded in the project database as of July 8, 2012. Subsequent modifications to the approved data or the project database may not be reflected in this assessment.

Field duplicate sample data includes 984 individual radionuclide results from 492 sample/duplicate pairs. Those individual radionuclide results included several analytes which were subsequently removed from consideration, and thus were not evaluated. In addition, any results that were rejected by data validation were removed from consideration. Finally, analytes that are simply inferred from previously reported results, such as yttrium-90, which is

inferred from the reported Sr-90 results, are considered redundant and have also been removed from consideration.

The Z_{DUP} evaluation of the remaining 432 qualified pairs follows:

- 398 Z_{DUP} evaluation results (92.1 percent) were within the expected 95 percent confidence interval for this evaluation, with Z_{DUP} less than 1.96;
- 11 Z_{DUP} evaluation results (2.5 percent) were between the 95 percent and 99 percent confidence interval with Z_{DUP} at or above 1.96, but below 2.58;
- 23 Z_{DUP} evaluation results (5.3 percent) exceeded the 99 percent confidence interval, with Z_{DUP} values at or above 2.58.

The Z_{DUP} statistical test predicts that, in a homogeneous sample/duplicate pairing, 4 percent of reported Z_{DUP} scores (approximately 16 Z_{DUP} evaluation results in this Z_{DUP} set) will be in the warning range between 1.96 and 2.58. In addition, 1 percent (approximately 4 Z_{DUP} evaluation results in this Z_{DUP} set) are expected to exceed a Z_{DUP} score of 2.58.

A review of the Z_{DUP} warnings and exceedances, and the associated laboratory data, has been conducted and the following observations are made regarding the collection and analysis of field duplicate samples:

- The highest exceedance, i.e. Z_{DUP} score at or above 2.58, is related to the sample/duplicate pair 90207/90257, in which the Th-228 Z_{DUP} score is 5.93. A review of the subarea dataset shows that an additional nine of the 23 observed exceedances and two of the 11 warnings are associated with the same sample/duplicate pair. Those anomalous results include all significant and measurable thorium and uranium isotopes determined by alpha spectrometry, as well as seven naturally occurring gamma-emitting isotopes. In all cases, for all three analytical methods, the results for sample 90207 are significantly greater than the results for sample 90257. No laboratory anomaly conditions are observed that would explain the consistent bias of the results of one sample over the other, across multiple analytical methods. It is reasonable to conclude that the results indicate a significant degree of heterogeneity in the co-located but non-homogenized field duplicate samples, which is not otherwise accounted for in the field duplicate evaluation criteria described above. The complete list of warnings and exceedances related to this sample/duplicate pair is provided in Table A3.
- Similar conditions are observed in the sample/duplicate pair 90127/90261, which includes the second highest Z_{DUP} exceedance of 5.47 for Th-232. For this sample/duplicate pair all isotopic uranium and thorium results are affected, except Th-229, which was not detected in the sample or the field duplicate. This sample/duplicate pair accounts for five exceedances and one warning and is also believed to indicate significant heterogeneity in the co-located but non-homogenized field samples.
- Similar conditions are observed in the sample/duplicate pair 90044/90256, which includes five exceedances with Z_{DUP} scores ranging from 2.66 to 3.87. It is noted for this sample/duplicate pair that the exceedances include the man-made radionuclides Cs-

137 and Pu-239/240. The maximum values for both results are well below the established RTLs and are, therefore, believed to be consistent with background levels for those nuclear fallout isotopes. The previously discussed heterogeneity in the co-located field duplicate samples is again apparent.

- The remaining Z_{DUP} exceedances involve three Z_{DUP} scores at or below 3.65. Previous subarea QA/QC sample reports have noted a possible underestimate of the laboratories' reported uncertainty values, which may contribute slightly to the frequency and magnitude of the Z_{DUP} excursions. There is no indication that the small but frequent underreporting of analytical uncertainty has been corrected in this subarea dataset and the effect on the overall distribution of Z_{DUP} scores is believed to persist. A review of the Z_{DUP} excursions, as well as a review of the individual results and associated laboratory data, does not indicate significant concerns regarding the quality or usability of the data, beyond those discussed above.
- The remaining eight Z_{DUP} scores in the warning range, between 1.96 and 2.58, are well within the expected frequency and do not appear to represent a data quality excursion.

The overall frequency and magnitude of the Z_{DUP} excursions and a review of the individual results and associated laboratory data indicate a small underestimate of the reported uncertainties for certain analytical methods, and suggest a degree of heterogeneity in the co-located, non-homogenized field duplicate samples that is otherwise unaccounted for in this evaluation. Unless specifically noted otherwise, however, the results do not indicate significant concerns regarding the quality or usability of the data. A summary of the parent and associated duplicate sample results is provided Table A.3.

4.2 Equipment Rinsate and Source Water Blanks

Equipment rinsate blanks were collected at a frequency of one per day, for each type of sampling equipment used per field team. Equipment rinsate blanks were collected in accordance with the FSP for Soil Sampling (HGL, 2012b) and the QAPP (HGL, 2010c). A total of 46 rinsate samples and 1 source water sample were collected during the Round 1 sampling event for this subarea. Each sample was tested for isotopic uranium, as a surrogate indicator of cross-contamination. Any results that were rejected for laboratory quality reasons would have been removed from consideration, as in the evaluation of field duplicate samples, above. In this dataset, however, no sample results were rejected. No tritium analyses were performed on the field samples in this subarea. Therefore, any tritium results for the rinsate and source water samples are not evaluated or included in this report. This equipment rinsate assessment is performed on the validated laboratory results approved and accepted by the project, and recorded in the project database as of July 16, 2012. Subsequent modifications to the approved data or the project database may not be reflected in this assessment.

In all cases, the “unfiltered” samples were analyzed by the laboratory and the “Total” activity is reported.

Rinsate and source water samples include 384 individual total activity results, from which 192 data pairs were evaluated by Z-score duplicate comparison. The Z_{DUP} scores are summarized below.

- 181 Z_{DUP} evaluation results (94.3 percent) were within the expected 95 percent confidence interval for this evaluation, with Z_{DUP} less than 1.96;
- 10 Z_{DUP} evaluation results (5.2 percent) were between the 95 percent and 99 percent confidence interval with Z_{DUP} at or above 1.96, but below 2.58;
- One Z_{DUP} evaluation result (0.5 percent) exceeded the 99 percent confidence interval, with the Z_{DUP} value at or above 2.58.

As with the field duplicates, the Z_{DUP} statistical test predicts that approximately 4 percent of reported Z_{DUP} scores (approximately eight Z_{DUP} evaluation results in this dataset) will be in the range between 1.96 and 2.58 and approximately one percent of the reported results (approximately 2 Z_{DUP} evaluation results) will exceed 2.58. The single exceedance, with a Z_{DUP} score of 2.69, and the 10 warnings approximate the expected frequency.

With consideration for the potential, though minor, under-reporting of the analytical uncertainty in the laboratory data, as discussed above, the evaluation of equipment blank results and associated laboratory data indicates that the decontamination of the field sampling equipment is acceptable and that there is no evidence of sample cross-contamination from the sampling equipment that would adversely affect the quality or usability of the reported field sample data. A summary of the rinsate and source water blank analytical results are provided in Table A.4 in Attachment 1.

5.0 SUMMARY OF FINDINGS

Radionuclide concentrations exceeding RTLs were detected in samples collected from the NBZ West and NBZ East areas. The man-made radionuclides detected at concentrations exceeding the RTLs in these areas are summarized below:

- Cesium-137 was detected at four locations (four samples) at concentrations ranging from 0.207 pCi/g to 0.277 pCi/g, which exceed the RTL of 0.207 pCi/g.
- Curium-243/244 was detected at one location (one sample) at a concentration of 0.0647 pCi/g, which exceeds the RTL of 0.0443 pCi/g.
- Strontium-90 was detected at six locations (six samples) at concentrations ranging from 0.527 pCi/g to 0.978 pCi/g, which exceeds the RTL of 0.485 pCi/g.

There were four locations (four samples) where 10 NORM radionuclides, were detected above the RTLs. NORM radionuclide concentrations reported in soil samples at or above their respective RTL are summarized below:

- Uranium (U)-238 was reported at two locations (two samples) at concentrations of 2.43 pCi/g and 2.67 pCi/g, which exceed the RTL of 1.80 pCi/g.
- Uranium-233/234 was reported at one location (one sample) at a concentration of 2.40 pCi/g, which exceeds the RTL of 2.02 pCi/g.
- Lead-214 was reported at two locations (two samples) at concentrations of 2.87 pCi/g and 3.87 pCi/g, which exceed the RTL of 1.70 pCi/g.
- Bismuth-214 was reported at two locations (two samples) at concentrations of 2.66 pCi/g and 3.49 pCi/g, which exceed the RTL of 1.59 pCi/g.
- Thorium (Th)-230 was reported at two locations (two samples) at concentrations of 3.62 pCi/g and 3.88 pCi/g, which exceed the RTL of 2.20 pCi/g.
- Thorium-229 was reported at one location (one sample) at a concentration of 0.206 pCi/g, which exceeds the RTL of 0.145 pCi/g.

Further soil sampling activities will not occur in the NBZ under the scope of this project; therefore, no additional step-out soil samples will be collected. Recommendations for further proposed sampling will be discussed in the Final Comprehensive Soil Data Report that will be available in December 2012.

6.0 REFERENCES

Department of Toxic Substances Control (DTSC), 2010. Administrative Order On Consent For Remedial Action, Santa Susana Field Laboratory, Simi Hills, Ventura County, California. December.

Environmental Systems Research Institute, Inc., 2012. ArcGIS, Create Random Points tool, Desktop 10, February 13. http://help.arcgis.com/en/arcgisdesktop/10.0/help/index.html#/How_Create_Random_Points_works/0017000000t4000000/

HydroGeoLogic, Inc. (HGL), 2011a. Final Radiological Background Study Report, Santa Susana Field Laboratory, Ventura County. October.

HGL, 2011b. Technical Memorandum, Radiological Trigger Levels, Santa Susana Field Laboratory, Area IV Radiological Study. December.

HGL, 2012a. Northern Buffer Zone FSP Addendum, Area IV Radiological Study, Santa Susana Field Laboratory Ventura County, California. February.

HGL, 2012b. Final Field Sampling Plan for Soil Sampling, Area IV Radiological Study, Santa Susana Field Laboratory Ventura County, California. March.

HGL, 2012c. Final Quality Assurance Project Plan for Soil Sampling, Revision 1, Area IV Radiological Study, Santa Susana Field Laboratory, Ventura County, California. March.

LIST OF TABLES

Table 1	Summary of Planned and Collected Samples by Area
Table 2	Summary of Samples Not Collected
Table 3	Round 1 NBZ Locations, Samples and Man-made Radionuclides with Exceedances
Table 4	Man-made Radionuclide Analytical Results Exceeding Radiological Trigger Levels
Table 5	Naturally Occurring Radioactive Material Exceedances
Table 6	Samples to be Recounted or Reanalyzed

LIST OF FIGURES

Figure 1	Northern Buffer Zone Overview
Figure 2	Northern Buffer Zone West – 1 Soil Sample Locations
Figure 3	Northern Buffer Zone West – 2 Soil Sample Locations
Figure 4	Northern Buffer Zone East – 1 Soil Sample Locations
Figure 5	Northern Buffer Zone East – 2 Soil Sample Locations

LIST OF ATTACHMENTS

Attachment 1	Tables
Attachment 2	Boring Logs

This page was intentionally left blank.

TABLES

This page was intentionally left blank.

Table 1
Summary of Planned and Collected Samples by Area,
Northern Buffer Zone

Area	Drainage		Surface		Subsurface		Random Surface		Total	
	Planned	Collected	Planned	Collected	Planned	Collected	Planned	Collected	Planned	Collected
NBZ-West	21	21	16	16	39	34	50	49	126	120
NBZ-East	10	9	14	15	50	39	50	50	124	113
Total	31	30	30	31	89	73	100	99	250	233

Table 2
Summary of Samples Not Collected
Northern Buffer Zone

Sample Identification	Location	Sample Type	Justification
NBZ-90021	NBZ-00014	Subsurface	Shallow refusal at 0.5 feet bgs on sandstone with hand auger.
NBZ-90023	NBZ-00015	Subsurface	Shallow refusal at 0.91 feet bgs on sandstone with Geoprobe.
NBZ-90041	NBZ-00024	Subsurface	Shallow refusal at 1.41 feet bgs on sandstone with Geoprobe.
NBZ-90061	NBZ-00034	Subsurface	Shallow refusal at 0.58 feet bgs on sandstone with hand auger.
NBZ-90067	NBZ-00038	Subsurface	Shallow refusal at 0.67 feet bgs on sandstone with hand auger.
NBZ-90073	NBZ-00042	Subsurface	Shallow refusal at 1.75 feet bgs on sandstone with hand auger.
NBZ-90076	NBZ-00044	Subsurface	Shallow refusal at 1.0 feet bgs on fill material with hand auger.
NBZ-90088	NBZ-00052	Subsurface	Shallow refusal at 1.5 feet bgs on sandstone with Geoprobe.
NBZ-90094	NBZ-00055	Subsurface	Shallow refusal at 1.83 feet bgs on sandstone with hand auger.
NBZ-90116	NBZ-00075	Subsurface	Shallow refusal at 0.5 feet bgs on sandstone with hand auger.
NBZ-90118	NBZ-00076	Subsurface	Shallow refusal at 1.1 feet bgs on sandstone with hand auger.
NBZ-90123	NBZ-00079	Subsurface	Shallow refusal at 0.25 feet bgs on sandstone with hand auger.
NBZ-90125	NBZ-00080	Subsurface	Shallow refusal at 0.54 feet bgs on sandstone with hand auger.
NBZ-90132	NBZ-00084	Subsurface	Shallow refusal at 0.5 feet bgs on sandstone with hand auger.
NBZ-90136	NBZ-00086	Subsurface	Shallow refusal at 0.17 feet bgs on sandstone with hand auger.
NBZ-90150	NBZ-00093	Subsurface	Located in a biological exclusion zone.
NBZ-90151	NBZ-00093	Drainage	Located in a biological exclusion zone.
NBZ-90250	NBZ-00191	Random Surface	Located in a biological exclusion zone.

Notes:

bgs - below ground surface

Table 4
Man-made Radionuclide Analytical Results Exceeding Radiological Trigger Levels
Northern Buffer Zone

Sample Location	Sample Identification	Sample Depth (ft bgs)	Radionuclide Detected	Activity	RTL	Primary Sampling Rationale
NBZ-00013	90018	0.00 - 0.50	Sr-90	0.978	0.485	Potential radiological contamination from surface water flow from activities associated with Building 4100.
NBZ-00029	90050	0.00 - 0.50	Cs-137	0.26	0.207	Geophysical anomaly, "Magnetometer" and near area where Cs-137 was detected during the gamma scanning survey for Subarea 6.
NBZ-00032	90057	0.50 - 0.80	Sr-90	0.725	0.485	Possible contamination from Solid Radioactive Waste Storage area associated with the SRE. Down gradient of debris pile described in the Subarea 6 HSA.
NBZ-00051	90087	1.00 - 2.33	Cm-243/244	0.0647	0.0443	Geophysical anomaly, "Magnetometer". Potential radiological contamination from debris pile noted during geophysical survey.
NBZ-00083	90130	1.00 - 2.80	Sr-90	0.586	0.485	Drainage may have received surface water flow from the FSDF and Outfall 5.
NBZ-00090	90143	0.00 - 0.50	Sr-90	0.527	0.485	Down gradient of area that may have been used as open storage in the past based on access via dirt road.
NBZ-00111	90169	0.00 - 0.50	Cs-137	0.277 Y	0.207	Random sample
NBZ-00154	90212	0.00 - 0.50	Cs-137	0.207 Y	0.207	Random sample
NBZ-00173	90231	0.00 - 0.50	Sr-90	0.873	0.485	Random sample
NBZ-00180	90238	0.00 - 0.50	Sr-90	0.924	0.485	Random sample
NBZ-00197	90186	0.00 - 0.50	Cs-137	0.212 Y	0.207	Random sample

Notes:

Refer to Table 2.1 of the Final Field Sampling Plan for Soil Sampling (HGL, 2012a) for a definition of radionuclide symbols.

Reporting units in picocuries per gram.

bgs - below ground surface

ft - feet

HSA - Historical Site Assessment

pCi/g - picocuries per gram

RTL - radiological trigger level

SRE - Sodium Reactor Experiment

Y - The initial laboratory result was reported above its respective RTL (or Lookup Table value). The gamma spectrometry data has been inspected to determine whether the exceeding analyte is present at a quantity greater than the RTL. In the analyst's judgment, the result is supported by the analytical data and is therefore considered an RTL exceedance.

Table 5
Naturally Occurring Radioactive Material Exceedances
Northern Buffer Zone

Sample Location	Sample ID	Analyte Name	Activity	MDC	RTL	Sample Depth (ft bgs)	HSA Findings/Aerial Photograph Features	Gamma Scanning Results	Rock Outcrops/Boulders present?	Boring log	Comments
NBZ-00017	90026	U-238	2.43	0.0557	1.8	0.00 - 0.50	Area may have been used as open storage in the past based on access via dirt road.	Near PGRAY P1B-2	Not present	Boring log indicates silty sand	Further assessment needed to delineate extent of U-238
NBZ-00017	90026	U-233/234	2.4	0.0953	2.02	0.00 - 0.50	Area may have been used as open storage in the past based on access via dirt road.	Near PGRAY P1B-2	Not present	Boring log indicates silty sand	Further assessment needed to delineate extent of U-233/234
NBZ-00051	90087	Pb-214	3.87	0.0469	1.7	1.00 - 2.33	No HSA findings or aerial photo features.	No PGRAYS or elevated gamma results reported.	Boulders in the vicinity	Boring log indicates silty sand and refusal on sandstone 2.33 feet bgs	Further assessment needed to delineate extent of Pb-214 and Cm-243/244. Sample collected within a geophysical anomaly.
NBZ-00051	90087	Bi-214	3.49	0.0371	1.59	1.00 - 2.33	No HSA findings or aerial photo features.	No PGRAYS or elevated gamma results reported.	Boulders in the vicinity	Boring log indicates silty sand and refusal on sandstone 2.33 feet bgs	Further assessment needed to delineate extent of Bi-214 and Cm-243/244. Sample collected within a geophysical anomaly.
NBZ-00051	90087	Th-230	3.88	0.0884	2.2	1.00 - 2.33	No HSA findings or aerial photo features.	No PGRAYS or elevated gamma results reported.	Boulders in the vicinity	Boring log indicates silty sand and refusal on sandstone 2.33 feet bgs	Further assessment needed to delineate extent of Th-230 and Cm-243/244. Sample collected within a geophysical anomaly.
NBZ-00079	90122	Th-229	0.206	0.165	0.145	0.00 - 0.50	Potential radiological contamination from surface water flow associated with Outfall 10 that captures drainage from Area II Facilities.	No PGRAYS or elevated gamma results reported.	Not present	Boring log indicates silty sand and refusal on sandstone 0.5 feet bgs	Further assessment needed to delineate extent of Th-229
NBZ-00124	90182	Pb-214	2.87 Y	0.0387	1.7	0.00 - 0.50	No HSA findings or aerial photo features.	No PGRAYS or elevated gamma results reported.	Boulders in the vicinity	Boring log indicates silty sand	Further assessment needed to delineate extent of Pb-214
NBZ-00124	90182	Bi-214	2.66 Y	0.0327	1.59	0.00 - 0.50	No HSA findings or aerial photo features.	No PGRAYS or elevated gamma results reported.	Boulders in the vicinity	Boring log indicates silty sand	Further assessment needed to delineate extent of Bi-214
NBZ-00124	90182	Th-230	3.62	0.105	2.2	0.00 - 0.50	No HSA findings or aerial photo features.	No PGRAYS or elevated gamma results reported.	Boulders in the vicinity	Boring log indicates silty sand	Further assessment needed to delineate extent of Th-230
NBZ-00124	90182	U-238	2.67	0.04	1.8	0.00 - 0.50	No HSA findings or aerial photo features.	No PGRAYS or elevated gamma results reported.	Boulders in the vicinity	Boring log indicates silty sand	Further assessment needed to delineate extent of U-238

Notes:

Refer to Table 2.1 of the Final Field Sampling Plan for Soil Sampling (HGL, 2012a) for a definition of radionuclide symbols.

Reporting units in picocuries per gram.

No historical radiological data is available for these locations.

bgs - below ground surface

ft - feet

HSA - Historical Site Assessment

ID - identification

MDC - minimum detection concentration

PGRAY - potential gamma radiation anomaly

RTL - radiological trigger level

Y - The initial laboratory result was reported above its respective RTL (or Lookup Table value). The gamma spectrometry data has been inspected to determine whether the exceeding analyte is present at a quantity greater than the RTL. In the analyst's judgment, the result is supported by the analytical data and is therefore considered an RTL exceedance.

FIGURES

This page was intentionally left blank.

Figure 1 Northern Buffer Zone Overview Santa Susana Field Laboratory

U.S. EPA Region 9



Legend

Exceed RTLs

- Man-Made
- NORM
- Man Made and NORM

Round 1 Sample Locations

- Surface (Random)
- Drainage
- Drainage Subsurface
- Subsurface
- Surface Subsurface
- Subareas

Notes:
NORM - Naturally Occurring Radioactive Materials

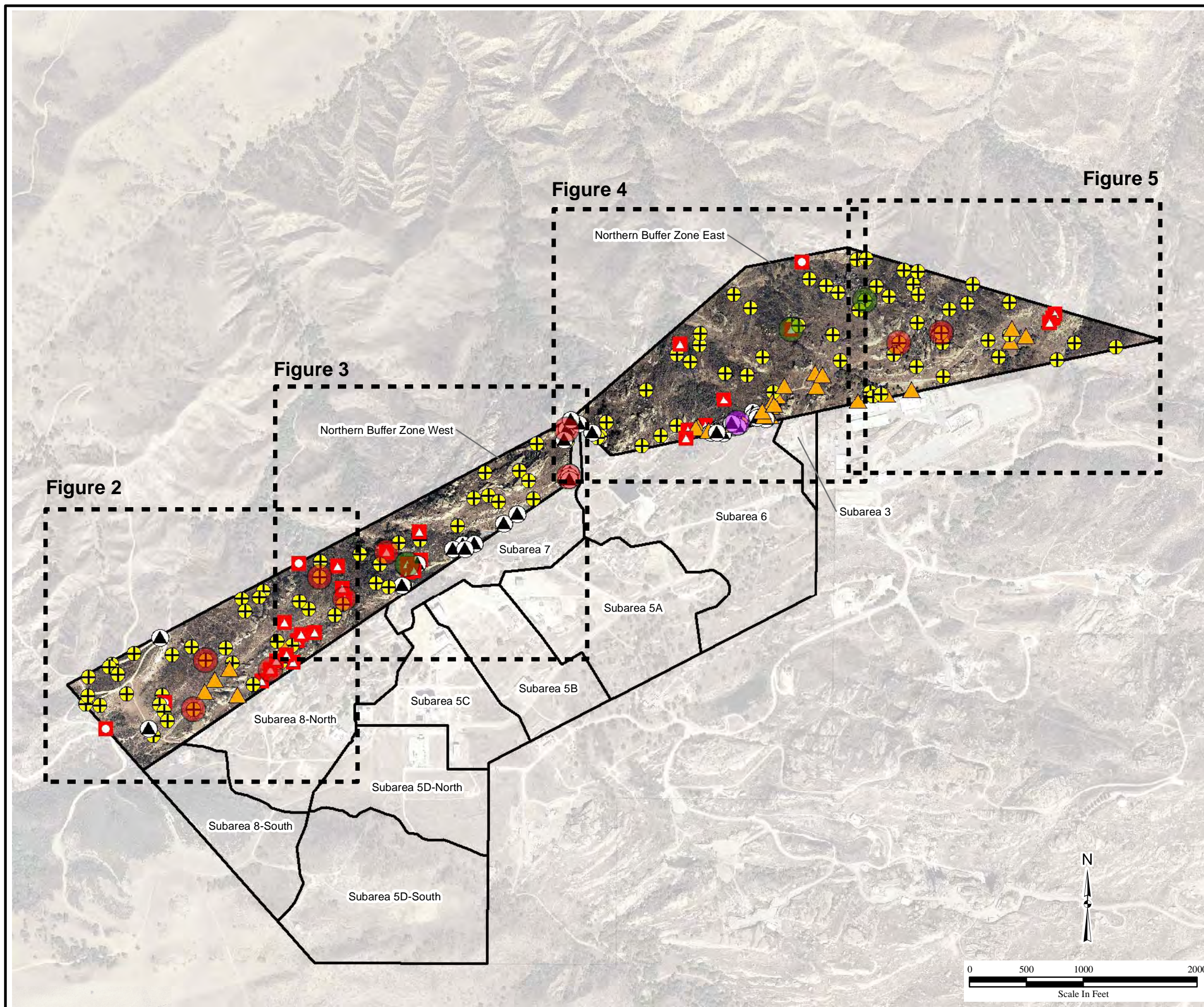


Figure 2 Northern Buffer Zone West - 1 Soil Sample Locations Santa Susana Field Laboratory

U.S. EPA Region 9



Legend

Exceed RTLs

● Man-Made

Round 1 Sample Locations

⊕ Surface (Random)

■ Drainage

▲ Drainage Subsurface

▲ Subsurface

⊕ Surface Subsurface

● PGRAY Locations

● Magnetometer Anomaly

● Outfall Locations

□ Subareas

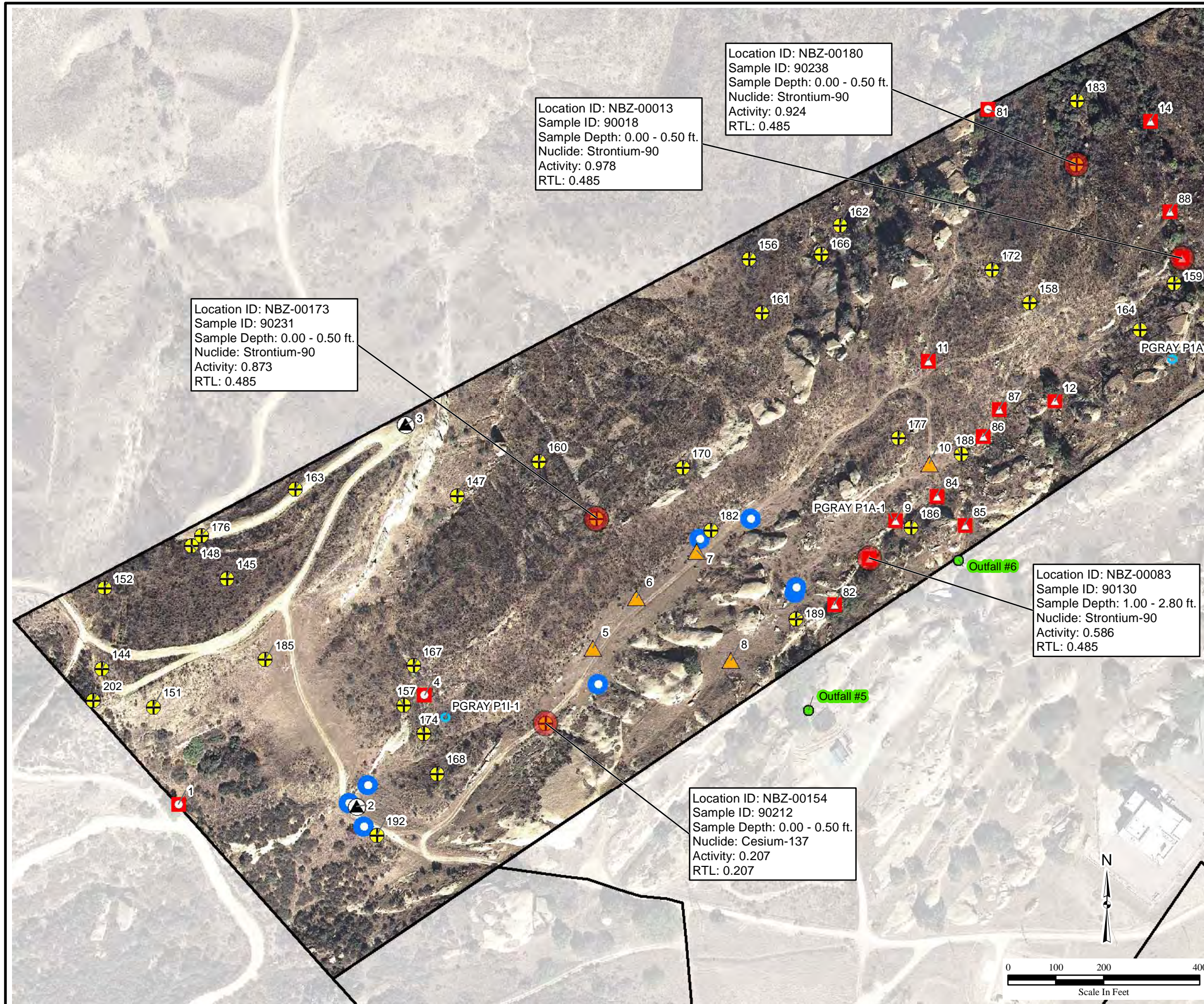
102 Soil Sample Location ID

PGRAY P1D-1 PGRAY ID

● Outfall #4 Outfall ID

Notes:

NBZ - Northern Buffer Zone
PGRAY - Potential Gamma Radiation Anomaly
ID - Identification
RTL - Radiological trigger level
ft - Feet
All units reported in picoCuries per gram



Location ID: NBZ-00180
Sample ID: 90238
Sample Depth: 0.00 - 0.50 ft.
Nuclide: Strontium-90
Activity: 0.924
RTL: 0.485

Location ID: NBZ-00013
Sample ID: 90018
Sample Depth: 0.00 - 0.50 ft.
Nuclide: Strontium-90
Activity: 0.978
RTL: 0.485

Location ID: NBZ-00173
Sample ID: 90231
Sample Depth: 0.00 - 0.50 ft.
Nuclide: Strontium-90
Activity: 0.873
RTL: 0.485

Location ID: NBZ-00083
Sample ID: 90130
Sample Depth: 1.00 - 2.80 ft.
Nuclide: Strontium-90
Activity: 0.586
RTL: 0.485

Location ID: NBZ-00154
Sample ID: 90212
Sample Depth: 0.00 - 0.50 ft.
Nuclide: Cesium-137
Activity: 0.207
RTL: 0.207



Figure 3 Northern Buffer Zone West - 2 Soil Sample Locations Santa Susana Field Laboratory

U.S. EPA Region 9



Legend

Exceed RTLs

- Man-Made
- NORM

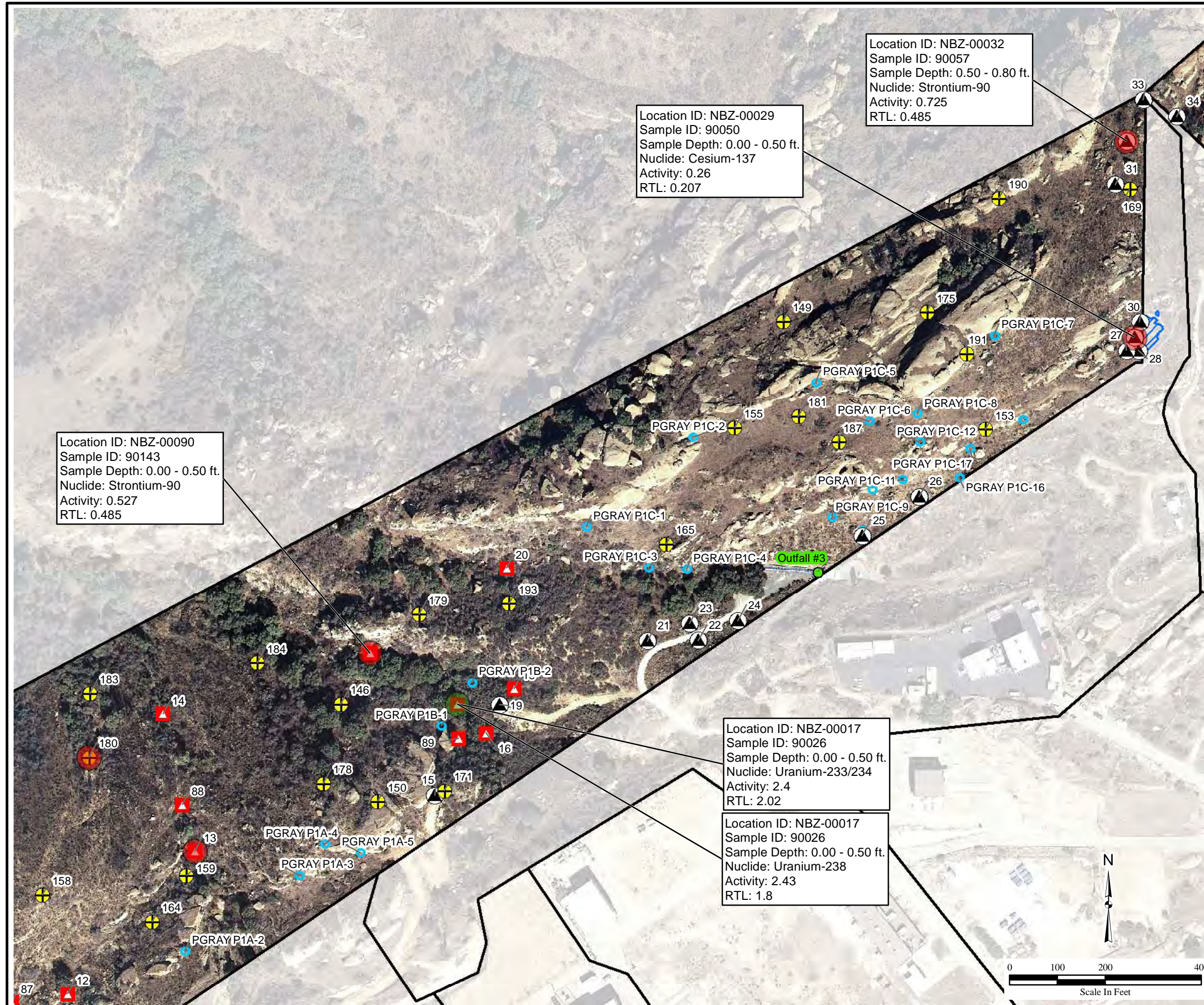
Round 1 Sample Locations

- ⊕ Surface (Random)
- ▲ Drainage Subsurface
- ▲ Surface Subsurface
- PGRAY Locations
- ▨ Magnetometer Anomaly
- Outfall Locations
- Subareas

- 102 Soil Sample Location ID
- PGRAY P1D-1 PGRAY ID
- Outfall #4 Outfall ID

Notes:

NBZ - Northern Buffer Zone
NORM - Naturally Occurring Radioactive Materials
PGRAY - Potential Gamma Radiation Anomaly
ID - Identification
RTL - Radiological trigger level
ft - Feet
All units reported in picoCuries per gram



Y:\Santa_Susana\EP9038\Soil_Sampling\SubareaNBZ\Round1_TechMemo\
Fig3_NBZ_SampleLocationsWest2.mxd
7/31/2012_pbillock

Figure 4 Northern Buffer Zone East - 1 Soil Sample Locations Santa Susana Field Laboratory

U.S. EPA Region 9



Legend

Exceed RTLs

- NORM
- Man-Made and Norm

Round 1 Sample Locations

- ⊕ Surface (Random)
- Drainage
- ▲ Drainage Subsurface
- ▲ Subsurface
- ▲ Surface Subsurface
- PGRAY Locations
- Magnetometer Anomaly

Likely Remediation Zones

- Chemical
- Magnetometer Anomaly
- Terrain Conductivity Anomaly
- Outfall Locations
- Subareas

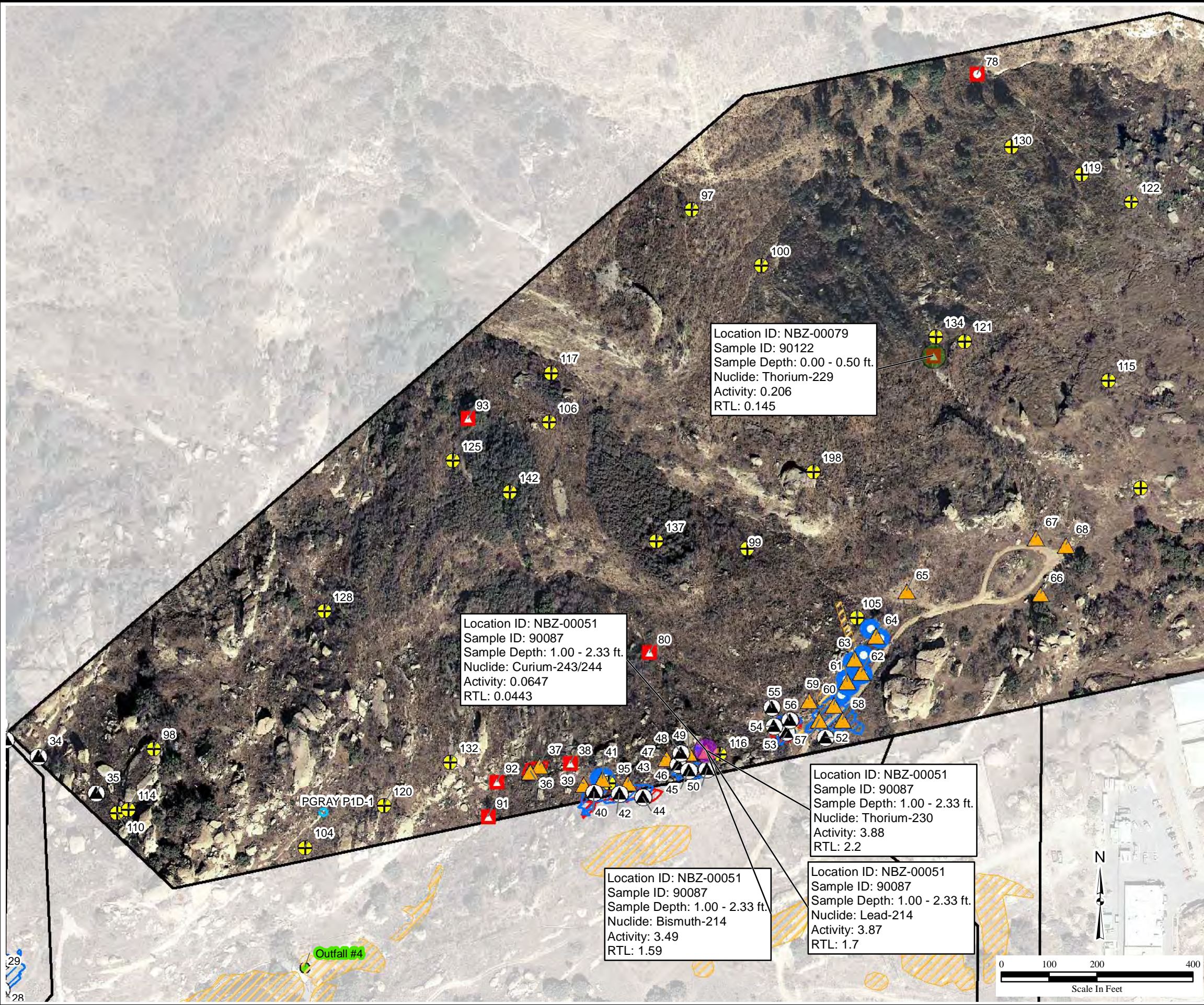
102 Soil Sample Location ID

PGRAY P1D-1 PGRAY ID

● Outfall #4 Outfall ID

Notes:

- NBZ - Northern Buffer Zone
- NORM - Naturally Occurring Radioactive Materials
- PGRAY - Potential Gamma Radiation Anomaly
- ID - Identification
- RTL - Radiological trigger level
- ft - Feet
- All units reported in picoCuries per gram



Y:\Santa_Susana\EP9038\Soil_Sampling\SubareaNBZ\Round1_TechMemo\
Fig4_NBZ_SampleLocationsEast1.mxd
7/31/2012_pbillock

Figure 5 Northern Buffer Zone East - 2 Soil Sample Locations Santa Susana Field Laboratory

U.S. EPA Region 9



Legend

Exceed RTLs

- Man-Made
- NORM

Round 1 Sample Locations

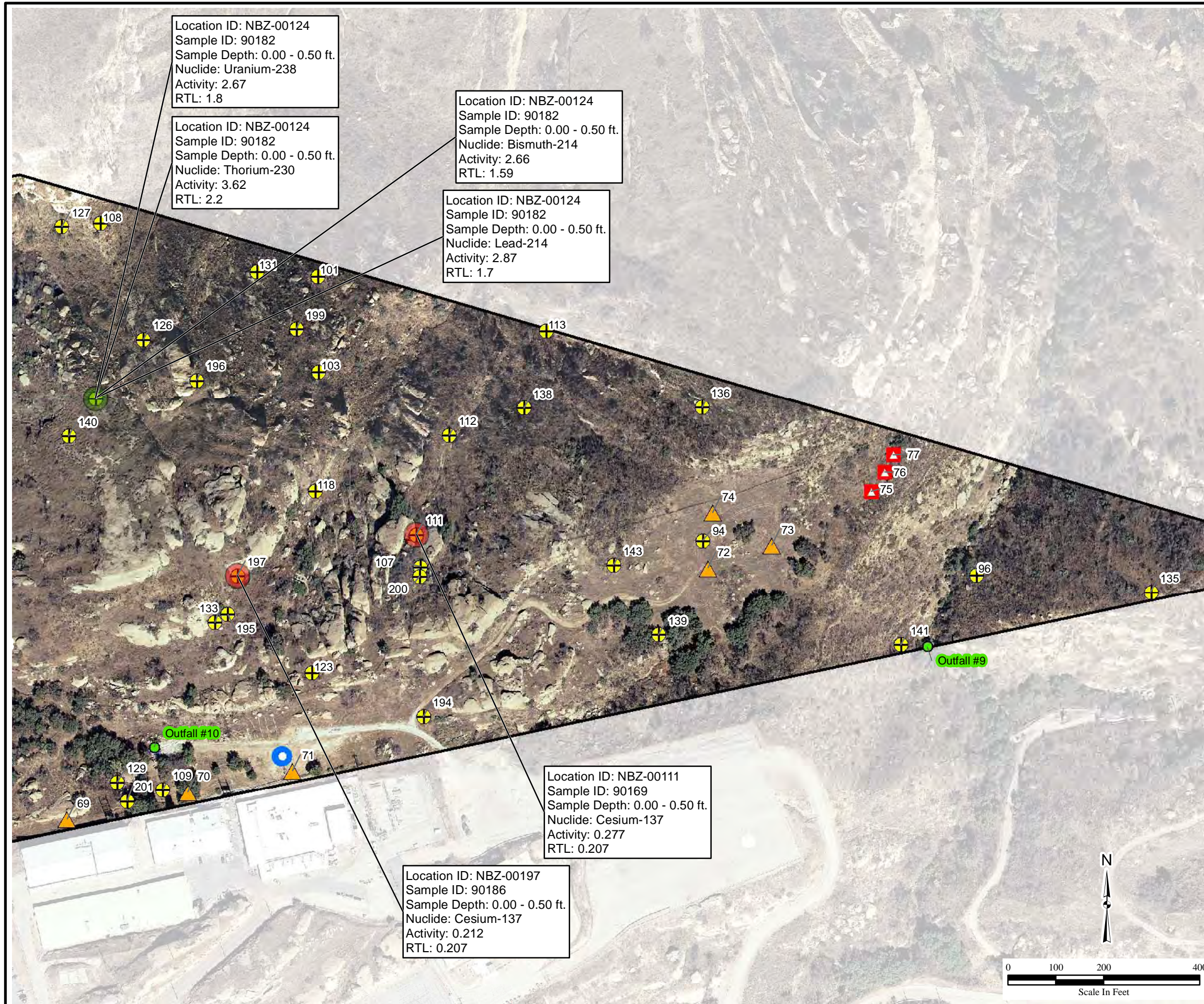
- ⊕ Surface (Random)
- ▲ Drainage Subsurface
- ▲ Subsurface
- Magnetometer Anomaly
- Outfall Locations
- Subareas

102 Soil Sample Location ID

Outfall #4 Outfall ID

Notes:

- NBZ - Northern Buffer Zone
- NORM - Naturally Occurring Radioactive Materials
- PGRAY - Potential Gamma Radiation Anomaly
- ID - Identification
- RTL - Radiological trigger level
- ft - Feet
- All units reported in picoCuries per gram



ATTACHMENT 1

Tables

This page was intentionally left blank.

LIST OF ATTACHMENT TABLES

Table A.1	Boring Log Summary
Table A.2	Analytical Results Summary
Table A.3	Parent and Field Duplicate Results Summary
Table A.4	Rinsate and Source Comparison Summary

This page was intentionally left blank.

Table A.1
Boring Log Summary
Northern Buffer Zone, Round 1

Sample Location	Surface Collection Interval (ft bgs)	Subsurface Collection Interval (ft bgs)	Soil Description	Total Depth (ft bgs)	Refusal Depth (ft bgs)	Comments	Northing ¹	Easting ¹
NBZ-0001	0-0.5	NA	SM	0.50	NA	Drainage sample	6,343,184.79	1,906,753.99
NBZ-0002	0-0.5	1-5	SM/ML/SP	8.50	8.50	Refusal sandstone 8.5 ft bgs	6,343,556.76	1,906,748.99
NBZ-0003	0-0.5	1-5	SM/SP	6.33	6.33	Refusal sandstone 6.33 ft bgs	6,343,659.60	1,907,544.22
NBZ-0004	0-0.5	NA	SM	0.50	NA	Drainage sample	6,343,698.84	1,906,981.43
NBZ-0005	NA	1-5	ML/SM/SP	7.33	7.33	Refusal sandstone 7.33 ft bgs	6,344,049.68	1,907,080.21
NBZ-0006	NA	1-4	ML/SP	4.00	4.00	Refusal sandstone 4.0 ft bgs	6,344,141.41	1,907,184.12
NBZ-0007	NA	1-5	ML/SM	10.00	NA	Target depth reached	6,344,267.60	1,907,281.96
NBZ-0008	NA	1-5	SM/SP	5.66	5.66	Refusal sandstone 5.66 ft bgs	6,344,338.67	1,907,054.00
NBZ-0009	0-0.5	1-1.5	SM/SP	1.50	1.50	Refusal sandstone 1.5 ft bgs	6,344,682.12	1,907,345.54
NBZ-0010	NA	1-5	ML/SM/SP	6.75	6.75	Refusal sandstone 6.75 ft bgs	6,344,753.30	1,907,464.46
NBZ-0011	0-0.5	1-2	SM/SP	2.00	2.00	Refusal sandstone 2.0 ft bgs	6,344,750.34	1,907,678.16
NBZ-0012	0-0.5	1-3	SM/OH	3.00	3.00	Refusal sandstone 3.0 ft bgs	6,345,014.83	1,907,594.03
NBZ-0013	0-0.5	0.5-1.58	SM/SP	1.58	1.58	Refusal sandstone 1.58 ft bgs	6,345,280.57	1,907,891.16
NBZ-0014	0-0.5	NA	SM	0.50	0.50	Refusal sandstone 0.5 ft bgs	6,345,214.38	1,908,177.38
NBZ-0015	0-0.5	NA	SM/SP	0.91	0.91	Refusal sandstone 0.91 ft bgs	6,345,781.46	1,908,006.73
NBZ-0016	0-0.5	1-1.8	SM/SP	1.80	1.80	Refusal sandstone 1.8 ft bgs	6,345,888.52	1,908,137.89
NBZ-0017	0-0.5	1-2.58	SM/SP	2.58	2.58	Refusal sandstone 2.55 ft bgs	6,345,828.37	1,908,197.68
NBZ-0018	0-0.5	0.5-1.0	SM/SP	1.00	1.00	Refusal sandstone 1.0 ft bgs	6,345,946.80	1,908,230.09
NBZ-0019	0-0.5	1-5	SP	5.00	5.00	Fill to 0.5 ft bgs, refusal sandstone 5.0 ft bgs	6,345,916.79	1,908,196.22
NBZ-0020	0-0.5	1-4	SP/SM	4.00	4.00	Refusal sandstone 4.0 ft bgs	6,345,931.86	1,908,481.19
NBZ-0021	0-0.5	1-5	ML/SM/SP	7.00	7.00	Refusal sandstone 7.0 ft bgs	6,346,225.13	1,908,328.62

Table A.1
Boring Log Summary
Northern Buffer Zone, Round 1

Sample Location	Surface Collection Interval (ft bgs)	Subsurface Collection Interval (ft bgs)	Soil Description	Total Depth (ft bgs)	Refusal Depth (ft bgs)	Comments	Northing ¹	Easting ¹
NBZ-0022	0-0.5	1-5	SM/SP/SM	10.00	NA	Fill to 1.0 ft bgs, target depth reached	6,346,331.79	1,908,329.50
NBZ-0023	0-0.5	1-5	SM/ML	9.50	9.50	Refusal sandstone 9.5 ft bgs	6,346,313.10	1,908,365.12
NBZ-0024	0-0.5	NA	SM/SP	1.41	1.41	Refusal sandstone 1.41 ft bgs	6,346,414.05	1,908,371.32
NBZ-0025	0-0.5	1-1.66	SP	1.66	1.66	Refusal sandstone 1.66 ft bgs	6,346,674.09	1,908,548.65
NBZ-0026	0-0.5	1-1.25	SP	1.25	1.25	Refusal sandstone 1.25 ft bgs	6,346,793.40	1,908,629.63
NBZ-0027	0-0.5	1-2.5	SP	2.50	2.50	Refusal sandstone 2.5 ft bgs	6,347,226.41	1,908,934.15
NBZ-0028	0-0.5	0.5-1.0	SM/SP	1.00	1.00	Refusal sandstone 1.0 ft bgs	6,347,251.44	1,908,934.42
NBZ-0029	0-0.5	1-2.5	SM/ML/SM	2.50	2.50	Refusal sandstone 2.5 ft bgs	6,347,243.47	1,908,961.67
NBZ-0030	0-0.5	1-2.5	SM/SP/ML	2.50	2.50	Fill to 1.5 ft bgs, refusal sandstone 2.5 ft bgs	6,347,253.40	1,908,993.76
NBZ-0031	0-0.5	1-2.3	SM	2.30	2.30	Refusal sandstone 2.3 ft bgs	6,347,203.02	1,909,280.53
NBZ-0032	0-0.5	0.5-0.8	SM	0.83	0.83	Refusal sandstone 0.8 ft bgs	6,347,226.83	1,909,370.56
NBZ-0033	0-0.5	1-2.2	SM	2.20	2.20	Refusal sandstone 2.2 ft bgs	6,347,261.18	1,909,456.26
NBZ-0034	0-0.5	NA	SM	0.58	0.58	Refusal sandstone 0.58 ft bgs	6,347,330.65	1,909,421.38
NBZ-0035	0-0.5	1-3.3	SM	3.30	3.30	Refusal sandstone 3.3 ft bgs	6,347,450.61	1,909,344.72
NBZ-0036	NA	1-5	ML/SC	8.50	8.50	Refusal sandstone 8.5 ft bgs	6,348,357.66	1,909,389.86
NBZ-0037	NA	1-4.1	SM/SC/SP	4.10	4.10	Refusal sandstone 4.1 ft bgs	6,348,376.31	1,909,402.30
NBZ-0038	0-0.5	NA	SM	0.66	0.66	Refusal sandstone 0.66 ft bgs	6,348,440.52	1,909,406.72
NBZ-0039	NA	0-2.66	SM	2.66	2.66	Refusal sandstone 2.66 ft bgs	6,348,468.88	1,909,364.18
NBZ-0040	0-0.5	1-3.5	SM	3.50	3.50	Refusal sandstone 3.5 ft bgs	6,348,490.26	1,909,345.84
NBZ-0041	NA	0-0.3	SM	0.25	0.25	Refusal sandstone 0.25 ft bgs	6,348,507.39	1,909,374.89
NBZ-0042	0-0.5	NA	SM	1.75	1.75	Fill to 1.75 ft bgs, refusal sandstone 1.75 ft bgs	6,348,542.31	1,909,343.16

Table A.1
Boring Log Summary
Northern Buffer Zone, Round 1

Sample Location	Surface Collection Interval (ft bgs)	Subsurface Collection Interval (ft bgs)	Soil Description	Total Depth (ft bgs)	Refusal Depth (ft bgs)	Comments	Northing ¹	Easting ¹
NBZ-0043	NA	0-1.5	SM	1.50	1.50	Refusal sandstone 1.5 ft bgs	6,348,560.68	1,909,366.87
NBZ-0044	0-0.5	NA	SM	1.00	1.00	Refusal on fill 1.0 ft bgs	6,348,592.00	1,909,335.29
NBZ-0045	0-0.5	1-4	SM	5.67	5.67	Refusal sandstone 5.7 ft bgs	6,348,688.97	1,909,392.42
NBZ-0046	0-0.5	1-4	SM	7.00	7.00	Refusal sandstone 7.0 ft bgs	6,348,666.53	1,909,403.86
NBZ-0047	NA	1-5	SM	7.50	7.50	Refusal sandstone 7.5 ft bgs	6,348,641.85	1,909,419.01
NBZ-0048	0-0.5	1-5	SM	6.00	6.00	Refusal sandstone 6.0 ft bgs	6,348,671.38	1,909,428.14
NBZ-0049	NA	1-3.2	SM	3.17	3.17	Refusal sandstone 3.2 ft bgs	6,348,688.57	1,909,428.99
NBZ-0050	0-0.5	1-2.1	SM	2.10	2.10	Refusal sandstone 2.1 ft bgs	6,348,726.43	1,909,394.67
NBZ-0051	NA	1-2.33	SM	2.33	2.33	Refusal sandstone 2.3 ft bgs	6,348,723.92	1,909,434.27
NBZ-0052	0-0.5	NA	SM	1.50	1.50	Refusal sandstone 1.5 ft bgs	6,348,973.62	1,909,460.90
NBZ-0053	0-0.5	1-4.5	SM	4.50	4.50	Fill to 4.0 ft bgs, refusal sandstone 4.5 ft bgs	6,348,892.86	1,909,470.83
NBZ-0054	0-0.5	1-2.5	SM	2.50	2.50	Fill to 2.5 ft bgs, refusal sandstone 2.5 ft bgs	6,348,865.45	1,909,484.65
NBZ-0055	0-0.5	NA	SM	1.83	1.83	Refusal sandstone 1.83 ft bgs	6,348,860.95	1,909,522.77
NBZ-0056	0-0.5	1-4	SM	4.00	4.00	Fill to 2.6 ft bgs, refusal sandstone 4.0 ft bgs	6,348,898.68	1,909,496.19
NBZ-0057	NA	0-1.5	SM	1.50	1.50	Refusal sandstone 1.5 ft bgs	6,348,961.24	1,909,497.98
NBZ-0058	NA	1-5	SM	5.00	5.00	Refusal sandstone 5.0 ft bgs	6,349,009.74	1,909,498.01
NBZ-0059	NA	0-0.8	SM	0.80	0.80	Refusal sandstone 0.8 ft bgs	6,348,939.15	1,909,539.21
NBZ-0060	NA	0-1	SM	1.00	1.00	Fill to 1.0 ft bgs, refusal sandstone 1.0 ft bgs	6,348,991.26	1,909,528.41
NBZ-0061	NA	0-2	SM	2.00	2.00	Refusal sandstone 2.0 ft bgs	6,349,019.86	1,909,577.10
NBZ-0062	NA	1-3.5	SM	3.50	3.50	Fill to 3.5 ft bgs, refusal sandstone 3.5 ft bgs	6,349,049.27	1,909,597.45
NBZ-0063	NA	0-1.5	SM	1.50	1.50	Refusal sandstone 1.5 ft bgs	6,349,034.86	1,909,625.33

Table A.1
Boring Log Summary
Northern Buffer Zone, Round 1

Sample Location	Surface Collection Interval (ft bgs)	Subsurface Collection Interval (ft bgs)	Soil Description	Total Depth (ft bgs)	Refusal Depth (ft bgs)	Comments	Northing ¹	Easting ¹
NBZ-0064	NA	0-1.25	SM	1.25	1.25	Refusal sandstone 1.25 ft bgs	6,349,078.87	1,909,672.94
NBZ-0065	NA	1-2	SM	2.00	2.00	Refusal sandstone 2.0 ft bgs	6,349,143.35	1,909,766.57
NBZ-0066	NA	1-3	SM	3.00	3.00	Refusal sandstone 3.0 ft bgs	6,349,423.89	1,909,760.78
NBZ-0067	NA	1-2.5	SM/SP	2.50	2.50	Refusal sandstone 2.5 ft bgs	6,349,413.22	1,909,877.74
NBZ-0068	NA	1-3.5	SM/SP	3.50	3.50	Refusal sandstone 3.5 ft bgs	6,349,476.95	1,909,863.10
NBZ-0069	NA	1-4	SM	4.00	4.00	Refusal sandstone 4.0 ft bgs	6,349,789.40	1,909,628.67
NBZ-0070	NA	1-2	SM	2.00	2.00	Refusal sandstone 2.0 ft bgs	6,350,041.53	1,909,685.38
NBZ-0071	NA	1-5	SM/SP/SM	5.00	5.00	Refusal sandstone 5.0 ft bgs	6,350,259.70	1,909,729.39
NBZ-0072	NA	1-5	SM/SP	7.00	7.00	Refusal sandstone 7.0 ft bgs	6,351,127.32	1,910,152.66
NBZ-0073	NA	1-5	SM/SP	10.00	NA	Target depth reached	6,351,260.87	1,910,199.76
NBZ-0074	NA	0-1.5	SM/SP	1.50	1.50	Refusal sandstone 1.5 ft bgs	6,351,137.22	1,910,268.07
NBZ-0075	0-0.5	NA	SM	0.50	0.50	Drainage sample, refusal sandstone 0.5 ft bgs	6,351,468.78	1,910,311.56
NBZ-0076	0-0.5	NA	SM	1.08	1.08	Drainage sample, refusal sandstone 1.1 ft bgs	6,351,496.91	1,910,352.25
NBZ-0077	0-0.5	1-3	SM	3.00	3.00	Refusal sandstone 3.0 ft bgs	6,351,514.54	1,910,387.97
NBZ-0078	0-0.5	NA	SM	0.50	NA	Drainage sample	6,349,291.07	1,910,844.27
NBZ-0079	0-0.5	NA	SM	0.50	0.50	Refusal sandstone 0.5 ft bgs	6,349,199.41	1,910,256.38
NBZ-0080	0-0.5	NA	SM	0.55	0.55	Refusal sandstone 0.55 ft bgs	6,348,605.95	1,909,637.19
NBZ-0081	0-0.5	NA	SM	0.50	NA	Drainage sample	6,344,874.18	1,908,201.85
NBZ-0082	0-0.5	1-3.67	SM/CL	3.67	3.67	Drainage sample, refusal sandstone 3.67ft bgs	6,344,554.56	1,907,168.91
NBZ-0083	0-0.5	1-2.8	SM/ML/SM/SP	2.80	2.80	Drainage sample, refusal sandstone 2.8 ft bgs	6,344,627.05	1,907,266.96
NBZ-0084	0-0.5	NA	SM	0.50	0.50	Drainage sample, refusal sandstone 0.5 ft bgs	6,344,768.07	1,907,396.11

Table A.1
Boring Log Summary
Northern Buffer Zone, Round 1

Sample Location	Surface Collection Interval (ft bgs)	Subsurface Collection Interval (ft bgs)	Soil Description	Total Depth (ft bgs)	Refusal Depth (ft bgs)	Comments	Northing ¹	Easting ¹
NBZ-0085	0-0.5	1-1.4	SM	1.40	1.40	Drainage sample, refusal sandstone 1.4 ft bgs	6,344,826.99	1,907,335.52
NBZ-0086	0-0.2	NA	SM	0.20	0.20	Drainage sample, refusal sandstone 0.2ft bgs	6,344,864.98	1,907,520.55
NBZ-0087	0-0.5	1-1.4	SM	1.41	1.41	Drainage sample, refusal sandstone 1.41 ft bgs	6,344,898.68	1,907,576.36
NBZ-0088	0-0.5	1-1.6	SP	1.60	1.60	Drainage sample, refusal sandstone 1.6 ft bgs	6,345,254.76	1,907,988.15
NBZ-0089	0-0.5	1-1.6	SM	1.60	1.60	Drainage sample, refusal sandstone 1.6 ft bgs	6,345,831.35	1,908,125.68
NBZ-0090	0-0.5	1-2.5	SP	2.50	2.50	Drainage sample, refusal sandstone 2.5 ft bgs	6,345,646.59	1,908,303.39
NBZ-0091	0-0.5	1-4.2	ML/CL	4.83	4.83	Drainage sample, groundwater at 4.2 ft bgs	6,348,268.61	1,909,295.56
NBZ-0092	0-0.5	1-2.25	ML/SM	2.25	2.25	Drainage sample, refusal sandstone 2.25 ft bgs	6,348,287.15	1,909,367.94
NBZ-0093	No sample collected, biological exclusion zone						6,348,226.43	1,910,125.46
NBZ-0094	0-0.5	NA	SM	0.50	NA	Random surface sample	6,351,116.78	1,910,209.83
NBZ-0095	0-0.5	NA	ML	0.50	NA	Random surface sample	6,348,520.33	1,909,366.24
NBZ-0096	0-0.5	NA	SM	0.50	NA	Random surface sample	6,351,687.76	1,910,138.70
NBZ-0097	0-0.5	NA	SM	0.50	NA	Random surface sample	6,348,694.04	1,910,562.35
NBZ-0098	Reassigned to Location 199						6,347,570.04	1,909,437.86
NBZ-0099	0-0.5	NA	SM	0.50	NA	Random surface sample	6,348,809.53	1,909,855.22
NBZ-0100	0-0.5	NA	SM	0.50	NA	Random surface sample	6,348,839.86	1,910,445.11
NBZ-0101	0-0.5	NA	SM	0.50	NA	Random surface sample	6,350,312.95	1,910,760.30
NBZ-0102	0-0.5	NA	SM	0.50	NA	Random surface sample	6,349,631.52	1,909,982.18
NBZ-0103	0-0.5	NA	SM	0.50	NA	Random surface sample	6,350,314.90	1,910,561.76
NBZ-0104	0-0.5	NA	SM	0.50	NA	Random surface sample	6,347,885.96	1,909,231.62
NBZ-0105	0-0.5	NA	SM	0.50	NA	Random surface sample	6,349,039.14	1,909,710.95

Table A.1
Boring Log Summary
Northern Buffer Zone, Round 1

Sample Location	Surface Collection Interval (ft bgs)	Subsurface Collection Interval (ft bgs)	Soil Description	Total Depth (ft bgs)	Refusal Depth (ft bgs)	Comments	Northing ¹	Easting ¹
NBZ-0106	Reassigned to Location 194						6,348,395.56	1,910,118.48
NBZ-0107	0-0.5	NA	SM	0.50	NA	Random surface sample	6,350,527.06	1,910,155.30
NBZ-0108	0-0.5	NA	SM	0.50	NA	Random surface sample	6,349,859.41	1,910,870.45
NBZ-0109	0-0.5	NA	SM	0.50	NA	Random surface sample	6,349,989.40	1,909,690.93
NBZ-0110	0-0.5	NA	SM	0.50	NA	Random surface sample	6,347,493.50	1,909,304.32
NBZ-0111	0-0.5	NA	SM	0.50	NA	Random surface sample	6,350,518.77	1,910,222.44
NBZ-0112	0-0.5	NA	SM	0.50	NA	Random surface sample	6,350,587.05	1,910,429.04
NBZ-0113	0-0.5	NA	SM	0.50	NA	Random surface sample	6,350,789.95	1,910,646.74
NBZ-0114	0-0.5	NA	SM	0.50	NA	Random surface sample	6,347,517.25	1,909,311.14
NBZ-0115	0-0.5	NA	SM	0.50	NA	Random surface sample	6,349,564.63	1,910,206.34
NBZ-0116	0-0.5	NA	SM	0.50	NA	Random surface sample	6,348,753.19	1,909,426.96
NBZ-0117	Reassigned to Location 195						6,348,400.27	1,910,221.97
NBZ-0118	0-0.5	NA	SM	0.50	NA	Random surface sample	6,350,306.79	1,910,312.40
NBZ-0119	0-0.5	NA	SM	0.50	NA	Random surface sample	6,349,508.04	1,910,636.21
NBZ-0120	0-0.5	NA	SP	0.50	NA	Random surface sample	6,348,050.90	1,909,318.71
NBZ-0121	0-0.5	NA	SP	0.50	NA	Random surface sample	6,349,263.51	1,910,287.84
NBZ-0122	0-0.5	NA	SM	0.50	NA	Random surface sample	6,349,612.20	1,910,577.76
NBZ-0123	0-0.5	NA	SM	0.50	NA	Random surface sample	6,350,300.81	1,909,933.89
NBZ-0124	0-0.5	NA	SM	0.50	NA	Random surface sample	6,349,848.41	1,910,505.93
NBZ-0125	Reassigned to Location 196						6,348,195.45	1,910,038.83
NBZ-0126	0-0.5	NA	SM	0.50	NA	Random surface sample	6,349,948.70	1,910,629.03

Table A.1
Boring Log Summary
Northern Buffer Zone, Round 1

Sample Location	Surface Collection Interval (ft bgs)	Subsurface Collection Interval (ft bgs)	Soil Description	Total Depth (ft bgs)	Refusal Depth (ft bgs)	Comments	Northing ¹	Easting ¹
NBZ-0127	0-0.5	NA	SM	0.50	NA	Random surface sample	6,349,778.23	1,910,864.10
NBZ-0128	Reassigned to Location 197						6,347,926.16	1,909,723.75
NBZ-0129	0-0.5	NA	SM	0.50	NA	Random surface sample	6,349,894.42	1,909,705.61
NBZ-0130	0-0.5	NA	SM	0.50	NA	Random surface sample	6,349,361.40	1,910,693.72
NBZ-0131	0-0.5	NA	SM	0.50	NA	Random surface sample	6,350,185.28	1,910,770.65
NBZ-0132	Reassigned to Location 200						6,348,205.23	1,909,420.67
NBZ-0133	0-0.5	NA	SM	0.50	NA	Random surface sample	6,350,098.03	1,910,039.52
NBZ-0134	0-0.5	NA	SM	0.50	NA	Random surface sample	6,349,203.23	1,910,297.42
NBZ-0135	0-0.5	NA	ML	0.50	NA	Random surface sample	6,352,052.21	1,910,101.43
NBZ-0136	0-0.5	NA	SM	0.50	NA	Random surface sample	6,351,115.47	1,910,488.15
NBZ-0137	Reassigned to Location 201						6,348,595.79	1,909,922.17
NBZ-0138	0-0.5	NA	SM	0.50	NA	Random surface sample	6,350,742.99	1,910,485.76
NBZ-0139	0-0.5	NA	SM	0.50	NA	Random surface sample	6,351,024.23	1,910,013.61
NBZ-0140	0-0.5	NA	SM	0.50	NA	Random surface sample	6,349,792.50	1,910,427.11
NBZ-0141	0-0.5	NA	SM	0.50	NA	Random surface sample	6,351,530.46	1,909,992.20
NBZ-0142	Reassigned to Location 198						6,348,314.33	1,909,973.13
NBZ-0143	0-0.5	NA	SM	0.50	NA	Random surface sample	6,350,930.49	1,910,158.58
NBZ-0144	0-0.5	NA	SM	0.50	NA	Random surface sample	6,343,025.21	1,907,036.98
NBZ-0145	0-0.5	NA	ML	0.50	NA	Random surface sample	6,343,286.37	1,907,225.25
NBZ-0146	0-0.5	NA	SM	0.50	NA	Random surface sample	6,345,585.17	1,908,197.73
NBZ-0147	0-0.5	NA	SM	0.50	NA	Random surface sample	6,343,766.43	1,907,397.69

Table A.1
Boring Log Summary
Northern Buffer Zone, Round 1

Sample Location	Surface Collection Interval (ft bgs)	Subsurface Collection Interval (ft bgs)	Soil Description	Total Depth (ft bgs)	Refusal Depth (ft bgs)	Comments	Northing ¹	Easting ¹
NBZ-0148	0-0.5	NA	ML	0.50	NA	Random surface sample	6,343,211.35	1,907,293.90
NBZ-0149	0-0.5	NA	SM	0.50	NA	Random surface sample	6,346,508.94	1,908,995.93
NBZ-0150	0-0.5	NA	SM	0.50	NA	Random surface sample	6,345,662.87	1,907,995.19
NBZ-0151	0-0.5	NA	SM	0.50	NA	Random surface sample	6,343,132.09	1,906,956.75
NBZ-0152	0-0.5	NA	SM	0.50	NA	Random surface sample	6,343,029.70	1,907,205.99
NBZ-0153	Reassigned to Location 202						6,346,931.88	1,908,770.12
NBZ-0154	0-0.5	NA	SM	0.50	NA	Random surface sample	6,343,950.77	1,906,923.15
NBZ-0155	0-0.5	NA	SM	0.50	NA	Random surface sample	6,346,407.53	1,908,773.75
NBZ-0156	0-0.5	NA	ML	0.50	NA	Random surface sample	6,344,376.18	1,907,890.71
NBZ-0157	0-0.5	NA	SM	0.50	NA	Random surface sample	6,343,654.60	1,906,960.52
NBZ-0158	0-0.5	NA	SM	0.50	NA	Random surface sample	6,344,962.04	1,907,799.78
NBZ-0159	0-0.5	NA	SM	0.50	NA	Random surface sample	6,345,263.23	1,907,840.52
NBZ-0160	0-0.5	NA	SM	0.50	NA	Random surface sample	6,343,936.64	1,907,468.24
NBZ-0161	0-0.5	NA	SM	0.50	NA	Random surface sample	6,344,402.30	1,907,778.17
NBZ-0162	0-0.5	NA	SM	0.50	NA	Random surface sample	6,344,566.06	1,907,960.19
NBZ-0163	0-0.5	NA	ML	0.50	NA	Random surface sample	6,343,428.41	1,907,411.17
NBZ-0164	0-0.5	NA	SM	0.50	NA	Random surface sample	6,345,191.72	1,907,744.34
NBZ-0165	0-0.5	NA	SM	0.50	NA	Random surface sample	6,346,265.15	1,908,531.63
NBZ-0166	0-0.5	NA	SM	0.50	NA	Random surface sample	6,344,527.04	1,907,900.84
NBZ-0167	0-0.5	NA	SM	0.50	NA	Random surface sample	6,343,676.05	1,907,042.73
NBZ-0168	0-0.5	NA	SP	0.50	NA	Random surface sample	6,343,724.62	1,906,818.99

Table A.1
Boring Log Summary
Northern Buffer Zone, Round 1

Sample Location	Surface Collection Interval (ft bgs)	Subsurface Collection Interval (ft bgs)	Soil Description	Total Depth (ft bgs)	Refusal Depth (ft bgs)	Comments	Northing ¹	Easting ¹
NBZ-0169	0-0.5	NA	SM	0.50	NA	Random surface sample	6,347,232.52	1,909,270.80
NBZ-0170	0-0.5	NA	SM	0.50	NA	Random surface sample	6,344,237.01	1,907,455.96
NBZ-0171	0-0.5	NA	SM	0.50	NA	Random surface sample	6,345,801.67	1,908,017.26
NBZ-0172	0-0.5	NA	SM	0.50	NA	Random surface sample	6,344,883.38	1,907,867.97
NBZ-0173	0-0.5	NA	SM	0.50	NA	Random surface sample	6,344,058.01	1,907,349.76
NBZ-0174	0-0.5	NA	SM	0.50	NA	Random surface sample	6,343,696.75	1,906,901.74
NBZ-0175	0-0.5	NA	SM	0.50	NA	Random surface sample	6,346,809.17	1,909,014.98
NBZ-0176	0-0.5	NA	ML	0.50	NA	Random surface sample	6,343,232.96	1,907,314.55
NBZ-0177	0-0.5	NA	SM	0.50	NA	Random surface sample	6,344,687.73	1,907,517.57
NBZ-0178	0-0.5	NA	SM	0.50	NA	Random surface sample	6,345,548.68	1,908,032.40
NBZ-0179	0-0.5	NA	SM	0.50	NA	Random surface sample	6,345,748.76	1,908,384.83
NBZ-0180	0-0.5	NA	SM	0.50	NA	Random surface sample	6,345,059.55	1,908,087.50
NBZ-0181	0-0.5	NA	SM	0.50	NA	Random surface sample	6,346,540.78	1,908,797.67
NBZ-0182	0-0.5	NA	SM	0.50	NA	Random surface sample	6,344,295.88	1,907,326.40
NBZ-0183	0-0.5	NA	SM	0.50	NA	Random surface sample	6,345,061.30	1,908,220.08
NBZ-0184	0-0.5	NA	SM	0.50	NA	Random surface sample	6,345,410.87	1,908,283.70
NBZ-0185	0-0.5	NA	SM	0.50	NA	Random surface sample	6,343,366.06	1,907,055.45
NBZ-0186	0-0.5	NA	SM	0.50	NA	Random surface sample	6,344,714.26	1,907,331.66
NBZ-0187	0-0.5	NA	SM	0.50	NA	Random surface sample	6,346,624.58	1,908,743.40
NBZ-0188	0-0.5	NA	ML	0.50	NA	Random surface sample	6,344,819.02	1,907,482.97
NBZ-0189	0-0.5	NA	SM	0.50	NA	Random surface sample	6,344,473.09	1,907,139.77

Table A.1
Boring Log Summary
Northern Buffer Zone, Round 1

Sample Location	Surface Collection Interval (ft bgs)	Subsurface Collection Interval (ft bgs)	Soil Description	Total Depth (ft bgs)	Refusal Depth (ft bgs)	Comments	Northing ¹	Easting ¹
NBZ-0190	0-0.5	NA	SM	0.50	NA	Random surface sample	6,346,959.65	1,909,251.31
NBZ-0191	No sample collected, biological exclusion zone						6,346,892.43	1,908,927.88
NBZ-0192	0-0.5	NA	SM	0.50	NA	Random surface sample	6,343,598.91	1,906,689.79
NBZ-0193	0-0.5	NA	SM	0.50	NA	Random surface sample	6,345,936.78	1,908,406.60
NBZ-0194	0-0.5	NA	SM	0.50	NA	Random surface sample, former location 106	6,350,533.16	1,909,843.07
NBZ-0195	0-0.5	NA	SM	0.50	NA	Random surface sample, former location 117	6,350,124.82	1,910,055.23
NBZ-0196	0-0.5	NA	SM	0.50	NA	Random surface sample, former location 125	6,350,059.33	1,910,543.46
NBZ-0197	0-0.5	NA	SM	0.50	NA	Random surface sample, former location 128	6,350,144.75	1,910,136.48
NBZ-0198	0-0.5	NA	SM	0.50	NA	Random surface sample, former location 142	6,348,948.03	1,910,015.64
NBZ-0199	0-0.5	NA	SM	0.50	NA	Random surface sample, former location 98	6,350,267.71	1,910,651.01
NBZ-0200	0-0.5	NA	SM	0.50	NA	Random surface sample, former location 132	6,350,525.27	1,910,135.01
NBZ-0201	0-0.5	NA	ML	0.50	NA	Random surface sample, former location 137	6,343,007.10	1,906,970.57
NBZ-0202	0-0.5	NA	SP	0.50	NA	Random surface sample, former location 153	6,343,007.10	1,906,970.57

Notes:

¹Northing and easting measured using NAD83 SPZ5 US Feet

bgs - below ground surface

CL - clay

OH - Organic Soil

ft - feet

SC - clayey sand

GM - silty gravel

SP - poorly graded sand

GW - well graded gravel

SW - well graded sand

ML - silt

SM - silty sand

NA - not applicable

Table A.2
Analytical Results Summary
Northern Buffer Zone, Round 1

Sample Location	Sample ID	Analyte Name	Activity	MDC	TPU	RTL	Sample Depth (feet bgs)
NBZ-00001	90001	Ac-227	-0.0387 U	0.168	0.0514	0.217	0.00 - 0.50
NBZ-00001	90001	Am-241	-0.0115 U	0.0582	0.0128	0.0454	0.00 - 0.50
NBZ-00001	90001	Bi-212	0.744	0.113	0.0697	2.15	0.00 - 0.50
NBZ-00001	90001	Bi-214	0.826	0.0256	0.0398	1.59	0.00 - 0.50
NBZ-00001	90001	Cd-113m	28.5 U	113	35.2	3030	0.00 - 0.50
NBZ-00001	90001	Cm-243/244	0.0076 U	0.0645	0.0172	0.0443	0.00 - 0.50
NBZ-00001	90001	Co-60	0.0022 U	0.0158	0.0045	0.028	0.00 - 0.50
NBZ-00001	90001	Cs-134	0.006 U	0.0127	0.0043	0.0864	0.00 - 0.50
NBZ-00001	90001	Cs-137	-0.0062 U	0.0148	0.0047	0.207	0.00 - 0.50
NBZ-00001	90001	Eu-152	-0.0072 U	0.0395	0.0138	0.0566	0.00 - 0.50
NBZ-00001	90001	Eu-154	-0.0178 U	0.0874	0.0268	0.15	0.00 - 0.50
NBZ-00001	90001	Eu-155	0.0422 JSK	0.0601	0.02	0.231	0.00 - 0.50
NBZ-00001	90001	Ho-166m	-0.0001 U	0.0226	0.0066	0.0432	0.00 - 0.50
NBZ-00001	90001	K-40	21.1	0.111	1.2	32.4	0.00 - 0.50
NBZ-00001	90001	Na-22	-0.0036 U	0.0176	0.0052	0.037	0.00 - 0.50
NBZ-00001	90001	Nb-94	-0.0001 U	0.0135	0.004	0.0214	0.00 - 0.50
NBZ-00001	90001	Np-236	-0.0106 U	0.0323	0.0098	0.047	0.00 - 0.50
NBZ-00001	90001	Np-239	-0.0318 U	0.11	0.0338	0.139	0.00 - 0.50
NBZ-00001	90001	Pa-231	0.0043 U	0.695	0.225	0.936	0.00 - 0.50
NBZ-00001	90001	Pb-212	1.15	0.0282	0.0732	2.69	0.00 - 0.50
NBZ-00001	90001	Pb-214	0.886	0.0286	0.0451	1.7	0.00 - 0.50
NBZ-00001	90001	Pu-238	-0.0115 U	0.053	0.0124	0.0415	0.00 - 0.50
NBZ-00001	90001	Pu-239/240	0.0099 U	0.0316	0.009	0.0404	0.00 - 0.50
NBZ-00001	90001	Sb-125	0.0177 U	0.0385	0.0121	0.354	0.00 - 0.50
NBZ-00001	90001	Sn-126	-0.0008 U	0.0151	0.0044	0.0237	0.00 - 0.50
NBZ-00001	90001	Sr-90	0.0482 U	0.211	0.0608	0.485	0.00 - 0.50
NBZ-00001	90001	Th-228	1.16 L	0.0789	0.111	3.98	0.00 - 0.50
NBZ-00001	90001	Th-229	0.0647 L	0.12	0.0375	0.145	0.00 - 0.50
NBZ-00001	90001	Th-230	0.989 L	0.0772	0.0993	2.2	0.00 - 0.50
NBZ-00001	90001	Th-232	0.9 L	0.0664	0.0932	3.1	0.00 - 0.50
NBZ-00001	90001	Th-234	1.35 J	0.244	0.136	3.19	0.00 - 0.50
NBZ-00001	90001	Tl-208	0.358	0.0139	0.0219	0.937	0.00 - 0.50
NBZ-00001	90001	Tm-171	1 U	10.3	3.59	72.4	0.00 - 0.50

Table A.2
Analytical Results Summary
Northern Buffer Zone, Round 1

Sample Location	Sample ID	Analyte Name	Activity	MDC	TPU	RTL	Sample Depth (feet bgs)
NBZ-00001	90001	U-233/234	0.739	0.0591	0.0797	2.02	0.00 - 0.50
NBZ-00001	90001	U-235/236	0.0348	0.0493	0.0179	0.151	0.00 - 0.50
NBZ-00001	90001	U-238	0.86	0.0137	0.0873	1.8	0.00 - 0.50
NBZ-00002	90002	Ac-227	-0.0599 U	0.196	0.0614	0.217	0.00 - 0.50
NBZ-00002	90002	Am-241	0.0081 UJ	0.0397	0.0104	0.0454	0.00 - 0.50
NBZ-00002	90002	Bi-212	0.752	0.143	0.0727	2.15	0.00 - 0.50
NBZ-00002	90002	Bi-214	1.12	0.0304	0.0528	1.59	0.00 - 0.50
NBZ-00002	90002	Cd-113m	66.4 J	133	47.4	3030	0.00 - 0.50
NBZ-00002	90002	Cm-243/244	-0.0033 UJ	0.0574	0.0133	0.0443	0.00 - 0.50
NBZ-00002	90002	Co-60	0.0013 UJ	0.018	0.0052	0.028	0.00 - 0.50
NBZ-00002	90002	Cs-134	-0.0016 U	0.0154	0.0053	0.0864	0.00 - 0.50
NBZ-00002	90002	Cs-137	0.0543	0.0197	0.0079	0.207	0.00 - 0.50
NBZ-00002	90002	Eu-152	0.0026 U	0.0484	0.0182	0.0566	0.00 - 0.50
NBZ-00002	90002	Eu-154	-0.0325 U	0.104	0.0315	0.15	0.00 - 0.50
NBZ-00002	90002	Eu-155	0.0859 JS	0.0729	0.0291	0.231	0.00 - 0.50
NBZ-00002	90002	Ho-166m	-0.0084 U	0.0271	0.0084	0.0432	0.00 - 0.50
NBZ-00002	90002	K-40	21.9	0.142	1.22	32.4	0.00 - 0.50
NBZ-00002	90002	Na-22	-0.0198 UJ	0.0212	0.0081	0.037	0.00 - 0.50
NBZ-00002	90002	Nb-94	0.0011 U	0.0163	0.0048	0.0214	0.00 - 0.50
NBZ-00002	90002	Np-236	-0.0138 U	0.0378	0.0117	0.047	0.00 - 0.50
NBZ-00002	90002	Np-239	0.0201 U	0.134	0.0403	0.139	0.00 - 0.50
NBZ-00002	90002	Pa-231	-0.242 U	0.808	0.289	0.936	0.00 - 0.50
NBZ-00002	90002	Pb-212	1.25	0.0333	0.0738	2.69	0.00 - 0.50
NBZ-00002	90002	Pb-214	1.18	0.0355	0.0556	1.7	0.00 - 0.50
NBZ-00002	90002	Pu-238	0.001 UJ	0.0226	0.0044	0.0415	0.00 - 0.50
NBZ-00002	90002	Pu-239/240	0.005 UJ	0.0387	0.0098	0.0404	0.00 - 0.50
NBZ-00002	90002	Sb-125	0.0055 U	0.0454	0.0132	0.354	0.00 - 0.50
NBZ-00002	90002	Sn-126	-0.0095 U	0.0177	0.0059	0.0237	0.00 - 0.50
NBZ-00002	90002	Sr-90	0.0638 U	0.154	0.0466	0.485	0.00 - 0.50
NBZ-00002	90002	Th-228	1.19 L	0.0686	0.101	3.98	0.00 - 0.50
NBZ-00002	90002	Th-229	0.0224 UL	0.0672	0.0194	0.145	0.00 - 0.50
NBZ-00002	90002	Th-230	0.888 L	0.0931	0.0853	2.2	0.00 - 0.50
NBZ-00002	90002	Th-232	1.08 L	0.041	0.0932	3.1	0.00 - 0.50

Table A.2
Analytical Results Summary
Northern Buffer Zone, Round 1

Sample Location	Sample ID	Analyte Name	Activity	MDC	TPU	RTL	Sample Depth (feet bgs)
NBZ-00002	90002	Th-234	1.12 J	0.301	0.145	3.19	0.00 - 0.50
NBZ-00002	90002	Tl-208	0.39	0.0167	0.0244	0.937	0.00 - 0.50
NBZ-00002	90002	Tm-171	-1.94 U	12.6	4.45	72.4	0.00 - 0.50
NBZ-00002	90002	U-233/234	0.82	0.0388	0.0839	2.02	0.00 - 0.50
NBZ-00002	90002	U-235/236	0.0547	0.0165	0.0186	0.151	0.00 - 0.50
NBZ-00002	90002	U-238	0.907	0.0388	0.0901	1.8	0.00 - 0.50
NBZ-00002	90003	Ac-227	-0.0305 U	0.197	0.0589	0.217	1.00 - 5.00
NBZ-00002	90003	Am-241	-0.0109 U	0.0324	0.0067	0.0454	1.00 - 5.00
NBZ-00002	90003	Bi-212	0.769	0.125	0.074	2.15	1.00 - 5.00
NBZ-00002	90003	Bi-214	1.03	0.0287	0.0489	1.59	1.00 - 5.00
NBZ-00002	90003	Cd-113m	50.5 U	133	45.7	3030	1.00 - 5.00
NBZ-00002	90003	Cm-243/244	-0.0115 U	0.0313	0.0062	0.0443	1.00 - 5.00
NBZ-00002	90003	Co-60	0.0027 UJ	0.0173	0.005	0.028	1.00 - 5.00
NBZ-00002	90003	Cs-134	0.0009 U	0.014	0.0047	0.0864	1.00 - 5.00
NBZ-00002	90003	Cs-137	0.0106 J	0.0173	0.0061	0.207	1.00 - 5.00
NBZ-00002	90003	Eu-152	-0.0233 U	0.0472	0.0154	0.0566	1.00 - 5.00
NBZ-00002	90003	Eu-154	-0.0063 U	0.0976	0.0295	0.15	1.00 - 5.00
NBZ-00002	90003	Eu-155	0.027 U	0.0709	0.0224	0.231	1.00 - 5.00
NBZ-00002	90003	Ho-166m	-0.006 U	0.0255	0.0077	0.0432	1.00 - 5.00
NBZ-00002	90003	K-40	20.9	0.133	1.22	32.4	1.00 - 5.00
NBZ-00002	90003	Na-22	-0.0062 U	0.021	0.0064	0.037	1.00 - 5.00
NBZ-00002	90003	Nb-94	-0.0003 U	0.0148	0.0044	0.0214	1.00 - 5.00
NBZ-00002	90003	Np-236	0.0092 U	0.0388	0.012	0.047	1.00 - 5.00
NBZ-00002	90003	Np-239	-0.0029 U	0.135	0.0396	0.139	1.00 - 5.00
NBZ-00002	90003	Pa-231	-0.172 U	0.799	0.25	0.936	1.00 - 5.00
NBZ-00002	90003	Pb-212	1.3	0.0339	0.0872	2.69	1.00 - 5.00
NBZ-00002	90003	Pb-214	1.21	0.0338	0.0596	1.7	1.00 - 5.00
NBZ-00002	90003	Pu-238	0.0008 UJ	0.0186	0.0036	0.0415	1.00 - 5.00
NBZ-00002	90003	Pu-239/240	0.0133	0.023	0.0078	0.0404	1.00 - 5.00
NBZ-00002	90003	Sb-125	0.0137 U	0.0442	0.0136	0.354	1.00 - 5.00
NBZ-00002	90003	Sn-126	-0.0134 UJ	0.0155	0.0058	0.0237	1.00 - 5.00
NBZ-00002	90003	Sr-90	-0.0094 U	0.277	0.0758	0.485	1.00 - 5.00
NBZ-00002	90003	Th-228	1.28 L	0.08	0.117	3.98	1.00 - 5.00

Table A.2
Analytical Results Summary
Northern Buffer Zone, Round 1

Sample Location	Sample ID	Analyte Name	Activity	MDC	TPU	RTL	Sample Depth (feet bgs)
NBZ-00002	90003	Th-229	0.0362 L	0.087	0.0262	0.145	1.00 - 5.00
NBZ-00002	90003	Th-230	1.03 L	0.0948	0.103	2.2	1.00 - 5.00
NBZ-00002	90003	Th-232	1.28 L	0.0669	0.115	3.1	1.00 - 5.00
NBZ-00002	90003	Th-234	1.67 J	0.301	0.192	3.19	1.00 - 5.00
NBZ-00002	90003	Tl-208	0.397	0.016	0.0231	0.937	1.00 - 5.00
NBZ-00002	90003	Tm-171	3.96 U	15.9	5.38	72.4	1.00 - 5.00
NBZ-00002	90003	U-233/234	0.878	0.0891	0.0977	2.02	1.00 - 5.00
NBZ-00002	90003	U-235/236	0.0352	0.0608	0.0206	0.151	1.00 - 5.00
NBZ-00002	90003	U-238	1.07	0.0492	0.11	1.8	1.00 - 5.00
NBZ-00003	90004	Ac-227	-0.0584 U	0.232	0.0707	0.217	0.00 - 0.50
NBZ-00003	90004	Am-241	-0.008 UJ	0.0326	0.0062	0.0454	0.00 - 0.50
NBZ-00003	90004	Bi-212	0.968 J	0.146	0.0978	2.15	0.00 - 0.50
NBZ-00003	90004	Bi-214	1.09	0.0389	0.0559	1.59	0.00 - 0.50
NBZ-00003	90004	Cd-113m	-92.5 U	149	50.4	3030	0.00 - 0.50
NBZ-00003	90004	Cm-243/244	-0.0137 UJ	0.0376	0.0071	0.0443	0.00 - 0.50
NBZ-00003	90004	Co-60	-0.0082 UJ	0.02	0.0063	0.028	0.00 - 0.50
NBZ-00003	90004	Cs-134	0.0061 U	0.0181	0.0061	0.0864	0.00 - 0.50
NBZ-00003	90004	Cs-137	0.0454 J	0.021	0.0106	0.207	0.00 - 0.50
NBZ-00003	90004	Eu-152	-0.0339 U	0.0561	0.0196	0.0566	0.00 - 0.50
NBZ-00003	90004	Eu-154	-0.0184 U	0.119	0.0361	0.15	0.00 - 0.50
NBZ-00003	90004	Eu-155	0.035 U	0.085	0.0273	0.231	0.00 - 0.50
NBZ-00003	90004	Ho-166m	-0.0143 U	0.0298	0.0096	0.0432	0.00 - 0.50
NBZ-00003	90004	K-40	22.7 J	1.3	5.38	32.4	0.00 - 0.50
NBZ-00003	90004	Na-22	-0.0138 U	0.022	0.0074	0.037	0.00 - 0.50
NBZ-00003	90004	Nb-94	0.0097 JS	0.0184	0.0057	0.0214	0.00 - 0.50
NBZ-00003	90004	Np-236	0.0275 JS	0.0457	0.0154	0.047	0.00 - 0.50
NBZ-00003	90004	Np-239	0.0404 U	0.156	0.0469	0.139	0.00 - 0.50
NBZ-00003	90004	Pa-231	0.3 U	0.965	0.293	0.936	0.00 - 0.50
NBZ-00003	90004	Pb-212	1.46	0.0395	0.102	2.69	0.00 - 0.50
NBZ-00003	90004	Pb-214	1.26	0.042	0.0637	1.7	0.00 - 0.50
NBZ-00003	90004	Pu-238	-0.0164 UJ	0.0505	0.0088	0.0415	0.00 - 0.50
NBZ-00003	90004	Pu-239/240	-0.0077 UJ	0.0408	0.0071	0.0404	0.00 - 0.50
NBZ-00003	90004	Sb-125	0.0231 U	0.0532	0.0167	0.354	0.00 - 0.50

Table A.2
Analytical Results Summary
Northern Buffer Zone, Round 1

Sample Location	Sample ID	Analyte Name	Activity	MDC	TPU	RTL	Sample Depth (feet bgs)
NBZ-00003	90004	Sn-126	0.0128 J	0.0213	0.0067	0.0237	0.00 - 0.50
NBZ-00003	90004	Sr-90	0.0781 U	0.176	0.0537	0.485	0.00 - 0.50
NBZ-00003	90004	Th-228	1.51 L	0.0751	0.123	3.98	0.00 - 0.50
NBZ-00003	90004	Th-229	0.049 L	0.0803	0.0261	0.145	0.00 - 0.50
NBZ-00003	90004	Th-230	1.25 L	0.102	0.109	2.2	0.00 - 0.50
NBZ-00003	90004	Th-232	1.24 L	0.0165	0.106	3.1	0.00 - 0.50
NBZ-00003	90004	Th-234	1.64 J	0.389	0.2	3.19	0.00 - 0.50
NBZ-00003	90004	Tl-208	0.42	0.0185	0.0258	0.937	0.00 - 0.50
NBZ-00003	90004	Tm-171	-8.3 U	20.5	7.36	72.4	0.00 - 0.50
NBZ-00003	90004	U-233/234	1.14	0.0632	0.113	2.02	0.00 - 0.50
NBZ-00003	90004	U-235/236	0.0645	0.0194	0.022	0.151	0.00 - 0.50
NBZ-00003	90004	U-238	1.15	0.0458	0.113	1.8	0.00 - 0.50
NBZ-00003	90005	Ac-227	0.011 U	0.204	0.0621	0.217	1.00 - 5.00
NBZ-00003	90005	Am-241	-0.0018 U	0.016	0.0031	0.0454	1.00 - 5.00
NBZ-00003	90005	Bi-212	1.05	0.154	0.0962	2.15	1.00 - 5.00
NBZ-00003	90005	Bi-214	1.28	0.0347	0.0609	1.59	1.00 - 5.00
NBZ-00003	90005	Cd-113m	78 J	138	48.1	3030	1.00 - 5.00
NBZ-00003	90005	Cm-243/244	-0.0058 U	0.0294	0.0057	0.0443	1.00 - 5.00
NBZ-00003	90005	Co-60	0.0125 J	0.0224	0.0069	0.028	1.00 - 5.00
NBZ-00003	90005	Cs-134	-0.0039 U	0.0172	0.0061	0.0864	1.00 - 5.00
NBZ-00003	90005	Cs-137	0.0072 U	0.0222	0.0066	0.207	1.00 - 5.00
NBZ-00003	90005	Eu-152	-0.0073 U	0.0512	0.0219	0.0566	1.00 - 5.00
NBZ-00003	90005	Eu-154	-0.0113 U	0.119	0.0349	0.15	1.00 - 5.00
NBZ-00003	90005	Eu-155	0.046 JS	0.0629	0.0219	0.231	1.00 - 5.00
NBZ-00003	90005	Ho-166m	-0.0134 U	0.031	0.0101	0.0432	1.00 - 5.00
NBZ-00003	90005	K-40	22.4	0.16	1.21	32.4	1.00 - 5.00
NBZ-00003	90005	Na-22	-0.0025 U	0.0236	0.0071	0.037	1.00 - 5.00
NBZ-00003	90005	Nb-94	0.0167 JS	0.0197	0.0069	0.0214	1.00 - 5.00
NBZ-00003	90005	Np-236	-0.0027 U	0.0359	0.0107	0.047	1.00 - 5.00
NBZ-00003	90005	Np-239	-0.0786 U	0.135	0.0455	0.139	1.00 - 5.00
NBZ-00003	90005	Pa-231	-0.217 U	0.836	0.263	0.936	1.00 - 5.00
NBZ-00003	90005	Pb-212	1.41	0.0342	0.0789	2.69	1.00 - 5.00
NBZ-00003	90005	Pb-214	1.29	0.037	0.0605	1.7	1.00 - 5.00

Table A.2
Analytical Results Summary
Northern Buffer Zone, Round 1

Sample Location	Sample ID	Analyte Name	Activity	MDC	TPU	RTL	Sample Depth (feet bgs)
NBZ-00003	90005	Pu-238	-0.0138 U	0.0367	0.0077	0.0415	1.00 - 5.00
NBZ-00003	90005	Pu-239/240	0.0018 U	0.0191	0.0045	0.0404	1.00 - 5.00
NBZ-00003	90005	Sb-125	0.0488 JS	0.0511	0.0184	0.354	1.00 - 5.00
NBZ-00003	90005	Sn-126	0.0043 U	0.0209	0.0063	0.0237	1.00 - 5.00
NBZ-00003	90005	Sr-90	0.0648 U	0.174	0.052	0.485	1.00 - 5.00
NBZ-00003	90005	Th-228	1.24 L	0.0771	0.114	3.98	1.00 - 5.00
NBZ-00003	90005	Th-229	-0.0281 UL	0.111	0.0243	0.145	1.00 - 5.00
NBZ-00003	90005	Th-230	0.98 L	0.0918	0.0986	2.2	1.00 - 5.00
NBZ-00003	90005	Th-232	1.28 L	0.0189	0.114	3.1	1.00 - 5.00
NBZ-00003	90005	Th-234	1.37 J	0.254	0.142	3.19	1.00 - 5.00
NBZ-00003	90005	Tl-208	0.44	0.018	0.0276	0.937	1.00 - 5.00
NBZ-00003	90005	Tm-171	-0.498 U	7.93	2.82	72.4	1.00 - 5.00
NBZ-00003	90005	U-233/234	1.07	0.0771	0.108	2.02	1.00 - 5.00
NBZ-00003	90005	U-235/236	0.0557	0.0189	0.02	0.151	1.00 - 5.00
NBZ-00003	90005	U-238	1.04	0.051	0.104	1.8	1.00 - 5.00
NBZ-00004	90006	Ac-227	-0.155 U J	0.211	0.0749	0.217	0.00 - 0.50
NBZ-00004	90006	Am-241	0.0107	0.0129	0.0052	0.0454	0.00 - 0.50
NBZ-00004	90006	Bi-212	0.767 J	0.227	0.2	2.15	0.00 - 0.50
NBZ-00004	90006	Bi-214	0.978	0.0391	0.0491	1.59	0.00 - 0.50
NBZ-00004	90006	Cd-113m	-197 U J	139	69.4	3030	0.00 - 0.50
NBZ-00004	90006	Cm-243/244	-0.0006 U	0.0237	0.0054	0.0443	0.00 - 0.50
NBZ-00004	90006	Co-60	0.007 U	0.0221	0.0064	0.028	0.00 - 0.50
NBZ-00004	90006	Cs-134	0.0079 U	0.0187	0.0066	0.0864	0.00 - 0.50
NBZ-00004	90006	Cs-137	0.0791	0.0201	0.0103	0.207	0.00 - 0.50
NBZ-00004	90006	Eu-152	-0.0399 U	0.053	0.0244	0.0566	0.00 - 0.50
NBZ-00004	90006	Eu-154	-0.025 U	0.121	0.0362	0.15	0.00 - 0.50
NBZ-00004	90006	Eu-155	0.053 JSK	0.0697	0.0239	0.231	0.00 - 0.50
NBZ-00004	90006	Ho-166m	0.0088 U	0.0331	0.0099	0.0432	0.00 - 0.50
NBZ-00004	90006	K-40	22.5	0.15	1.22	32.4	0.00 - 0.50
NBZ-00004	90006	Na-22	-0.0118 U	0.0255	0.0082	0.037	0.00 - 0.50
NBZ-00004	90006	Nb-94	0.0051 U	0.0193	0.0058	0.0214	0.00 - 0.50
NBZ-00004	90006	Np-236	-0.0253 U	0.0377	0.0128	0.047	0.00 - 0.50
NBZ-00004	90006	Np-239	0.0047 U	0.142	0.0428	0.139	0.00 - 0.50

Table A.2
Analytical Results Summary
Northern Buffer Zone, Round 1

Sample Location	Sample ID	Analyte Name	Activity	MDC	TPU	RTL	Sample Depth (feet bgs)
NBZ-00004	90006	Pa-231	-0.43 U	0.898	0.338	0.936	0.00 - 0.50
NBZ-00004	90006	Pb-212	1.18	0.0351	0.0663	2.69	0.00 - 0.50
NBZ-00004	90006	Pb-214	1.06	0.0392	0.0502	1.7	0.00 - 0.50
NBZ-00004	90006	Pu-238	0.0032 U	0.016	0.0041	0.0415	0.00 - 0.50
NBZ-00004	90006	Pu-239/240	0.0023 U	0.0204	0.005	0.0404	0.00 - 0.50
NBZ-00004	90006	Sb-125	0.0123 U	0.0511	0.0151	0.354	0.00 - 0.50
NBZ-00004	90006	Sn-126	-0.008 U	0.0205	0.0065	0.0237	0.00 - 0.50
NBZ-00004	90006	Sr-90	0.0787 U	0.19	0.0576	0.485	0.00 - 0.50
NBZ-00004	90006	Th-228	1.16 L	0.102	0.111	3.98	0.00 - 0.50
NBZ-00004	90006	Th-229	0.0492 L	0.0921	0.0291	0.145	0.00 - 0.50
NBZ-00004	90006	Th-230	0.974 L	0.0516	0.0965	2.2	0.00 - 0.50
NBZ-00004	90006	Th-232	1.05 L	0.0515	0.101	3.1	0.00 - 0.50
NBZ-00004	90006	Th-234	1.28 J	0.278	0.132	3.19	0.00 - 0.50
NBZ-00004	90006	Tl-208	0.392	0.0194	0.0252	0.937	0.00 - 0.50
NBZ-00004	90006	Tm-171	-6.3 U	8.52	3.42	72.4	0.00 - 0.50
NBZ-00004	90006	U-233/234	0.891	0.121	0.11	2.02	0.00 - 0.50
NBZ-00004	90006	U-235/236	0.101	0.0273	0.0326	0.151	0.00 - 0.50
NBZ-00004	90006	U-238	0.83	0.022	0.101	1.8	0.00 - 0.50
NBZ-00005	90007	Ac-227	-0.0552 U	0.209	0.0663	0.217	1.00 - 5.00
NBZ-00005	90007	Am-241	-0.0028 UJ	0.0244	0.0047	0.0454	1.00 - 5.00
NBZ-00005	90007	Bi-212	0.828 J	0.136	0.0895	2.15	1.00 - 5.00
NBZ-00005	90007	Bi-214	1.02	0.0326	0.0489	1.59	1.00 - 5.00
NBZ-00005	90007	Cd-113m	-58.9 U	141	46.4	3030	1.00 - 5.00
NBZ-00005	90007	Cm-243/244	-0.0002 UJ	0.0475	0.0113	0.0443	1.00 - 5.00
NBZ-00005	90007	Co-60	0.0039 UJ	0.0192	0.0056	0.028	1.00 - 5.00
NBZ-00005	90007	Cs-134	0.0046 U	0.0158	0.0053	0.0864	1.00 - 5.00
NBZ-00005	90007	Cs-137	0.0058 U	0.0182	0.0062	0.207	1.00 - 5.00
NBZ-00005	90007	Eu-152	-0.0244 U	0.0505	0.0196	0.0566	1.00 - 5.00
NBZ-00005	90007	Eu-154	-0.0382 U	0.105	0.0333	0.15	1.00 - 5.00
NBZ-00005	90007	Eu-155	0.0757 JS	0.0817	0.0298	0.231	1.00 - 5.00
NBZ-00005	90007	Ho-166m	0.0114 U	0.0294	0.0089	0.0432	1.00 - 5.00
NBZ-00005	90007	K-40	20	0.142	1.25	32.4	1.00 - 5.00
NBZ-00005	90007	Na-22	-0.0013 U	0.0229	0.0079	0.037	1.00 - 5.00

Table A.2
Analytical Results Summary
Northern Buffer Zone, Round 1

Sample Location	Sample ID	Analyte Name	Activity	MDC	TPU	RTL	Sample Depth (feet bgs)
NBZ-00005	90007	Nb-94	0.0046 U	0.0165	0.0049	0.0214	1.00 - 5.00
NBZ-00005	90007	Np-236	0.0015 U	0.0427	0.0127	0.047	1.00 - 5.00
NBZ-00005	90007	Np-239	0.0413 U	0.145	0.0451	0.139	1.00 - 5.00
NBZ-00005	90007	Pa-231	-0.204 U	0.896	0.284	0.936	1.00 - 5.00
NBZ-00005	90007	Pb-212	1.34	0.0356	0.0892	2.69	1.00 - 5.00
NBZ-00005	90007	Pb-214	1.16	0.0359	0.0593	1.7	1.00 - 5.00
NBZ-00005	90007	Pu-238	-0.006 U	0.025	0.0043	0.0415	1.00 - 5.00
NBZ-00005	90007	Pu-239/240	0.0065 U	0.0207	0.0059	0.0404	1.00 - 5.00
NBZ-00005	90007	Sb-125	-0.0053 U	0.0475	0.0143	0.354	1.00 - 5.00
NBZ-00005	90007	Sn-126	0.0051 U	0.0184	0.0054	0.0237	1.00 - 5.00
NBZ-00005	90007	Sr-90	-0.0059 U	0.152	0.04	0.485	1.00 - 5.00
NBZ-00005	90007	Th-228	1.38 L	0.0961	0.124	3.98	1.00 - 5.00
NBZ-00005	90007	Th-229	0.0144 UL	0.0943	0.0249	0.145	1.00 - 5.00
NBZ-00005	90007	Th-230	1.14 L	0.0941	0.109	2.2	1.00 - 5.00
NBZ-00005	90007	Th-232	1.28 L	0.0527	0.116	3.1	1.00 - 5.00
NBZ-00005	90007	Th-234	1.94 J	0.438	0.494	3.19	1.00 - 5.00
NBZ-00005	90007	Tl-208	0.41	0.017	0.024	0.937	1.00 - 5.00
NBZ-00005	90007	Tm-171	-12.5 U	20	6.63	72.4	1.00 - 5.00
NBZ-00005	90007	U-233/234	0.971	0.0772	0.1	2.02	1.00 - 5.00
NBZ-00005	90007	U-235/236	0.0279	0.0189	0.0141	0.151	1.00 - 5.00
NBZ-00005	90007	U-238	0.919	0.0153	0.0948	1.8	1.00 - 5.00
NBZ-00006	90008	Ac-227	-0.0211 U	0.167	0.0503	0.217	1.00 - 4.00
NBZ-00006	90008	Am-241	0.0038 U	0.0186	0.0048	0.0454	1.00 - 4.00
NBZ-00006	90008	Bi-212	0.696 J	0.109	0.0715	2.15	1.00 - 4.00
NBZ-00006	90008	Bi-214	0.853	0.0238	0.0404	1.59	1.00 - 4.00
NBZ-00006	90008	Cd-113m	-15.7 U	108	32.8	3030	1.00 - 4.00
NBZ-00006	90008	Cm-243/244	-0.009 U	0.0327	0.007	0.0443	1.00 - 4.00
NBZ-00006	90008	Co-60	0.0026 UJ	0.0144	0.0041	0.028	1.00 - 4.00
NBZ-00006	90008	Cs-134	-0.0015 U	0.0118	0.004	0.0864	1.00 - 4.00
NBZ-00006	90008	Cs-137	0.036	0.014	0.0057	0.207	1.00 - 4.00
NBZ-00006	90008	Eu-152	-0.0026 U	0.0395	0.0147	0.0566	1.00 - 4.00
NBZ-00006	90008	Eu-154	-0.016 U	0.0832	0.0254	0.15	1.00 - 4.00
NBZ-00006	90008	Eu-155	0.0757 JS	0.0565	0.0229	0.231	1.00 - 4.00

Table A.2
Analytical Results Summary
Northern Buffer Zone, Round 1

Sample Location	Sample ID	Analyte Name	Activity	MDC	TPU	RTL	Sample Depth (feet bgs)
NBZ-00006	90008	Ho-166m	-0.0076 U	0.0218	0.0068	0.0432	1.00 - 4.00
NBZ-00006	90008	K-40	19.8	0.116	1.13	32.4	1.00 - 4.00
NBZ-00006	90008	Na-22	0.0074 U	0.0173	0.0052	0.037	1.00 - 4.00
NBZ-00006	90008	Nb-94	0.0024 U	0.0129	0.0038	0.0214	1.00 - 4.00
NBZ-00006	90008	Np-236	0.006 U	0.0319	0.0097	0.047	1.00 - 4.00
NBZ-00006	90008	Np-239	-0.0317 U	0.109	0.0336	0.139	1.00 - 4.00
NBZ-00006	90008	Pa-231	-0.13 U	0.678	0.214	0.936	1.00 - 4.00
NBZ-00006	90008	Pb-212	1.2	0.0279	0.0758	2.69	1.00 - 4.00
NBZ-00006	90008	Pb-214	0.926	0.0281	0.0468	1.7	1.00 - 4.00
NBZ-00006	90008	Pu-238	0.0016 U	0.0171	0.0041	0.0415	1.00 - 4.00
NBZ-00006	90008	Pu-239/240	0.0067	0.0149	0.0047	0.0404	1.00 - 4.00
NBZ-00006	90008	Sb-125	-0.0063 U	0.0356	0.011	0.354	1.00 - 4.00
NBZ-00006	90008	Sn-126	0.0024 U	0.0142	0.0042	0.0237	1.00 - 4.00
NBZ-00006	90008	Sr-90	-0.0012 U	0.124	0.0319	0.485	1.00 - 4.00
NBZ-00006	90008	Th-228	1.59 L	0.101	0.127	3.98	1.00 - 4.00
NBZ-00006	90008	Th-229	0.0654 L	0.0992	0.0322	0.145	1.00 - 4.00
NBZ-00006	90008	Th-230	0.973 L	0.0942	0.0924	2.2	1.00 - 4.00
NBZ-00006	90008	Th-232	1.22 L	0.0436	0.104	3.1	1.00 - 4.00
NBZ-00006	90008	Th-234	1.14 J	0.25	0.122	3.19	1.00 - 4.00
NBZ-00006	90008	Tl-208	0.393	0.0133	0.0228	0.937	1.00 - 4.00
NBZ-00006	90008	Tm-171	-4 U	10.1	3.68	72.4	1.00 - 4.00
NBZ-00006	90008	U-233/234	0.803	0.0645	0.0853	2.02	1.00 - 4.00
NBZ-00006	90008	U-235/236	0.0108 U	0.0751	0.0194	0.151	1.00 - 4.00
NBZ-00006	90008	U-238	0.87	0.0331	0.089	1.8	1.00 - 4.00
NBZ-00007	90009	Ac-227	-0.0497 U	0.166	0.0526	0.217	1.00 - 5.00
NBZ-00007	90009	Am-241	0.0017 U	0.0298	0.0073	0.0454	1.00 - 5.00
NBZ-00007	90009	Bi-212	0.73	0.109	0.0714	2.15	1.00 - 5.00
NBZ-00007	90009	Bi-214	0.885	0.0248	0.0428	1.59	1.00 - 5.00
NBZ-00007	90009	Cd-113m	9.26 U	112	34.1	3030	1.00 - 5.00
NBZ-00007	90009	Cm-243/244	-0.0132 U	0.0565	0.0139	0.0443	1.00 - 5.00
NBZ-00007	90009	Co-60	-0.0048 UJ	0.0148	0.0047	0.028	1.00 - 5.00
NBZ-00007	90009	Cs-134	0.0035 U	0.0124	0.0042	0.0864	1.00 - 5.00
NBZ-00007	90009	Cs-137	-0.0125 UJ	0.0146	0.0055	0.207	1.00 - 5.00

Table A.2
Analytical Results Summary
Northern Buffer Zone, Round 1

Sample Location	Sample ID	Analyte Name	Activity	MDC	TPU	RTL	Sample Depth (feet bgs)
NBZ-00007	90009	Eu-152	0.0213 J	0.0419	0.0132	0.0566	1.00 - 5.00
NBZ-00007	90009	Eu-154	-0.005 U	0.0827	0.0281	0.15	1.00 - 5.00
NBZ-00007	90009	Eu-155	0.0643 JS	0.0554	0.0177	0.231	1.00 - 5.00
NBZ-00007	90009	Ho-166m	-0.0085 U	0.0226	0.0073	0.0432	1.00 - 5.00
NBZ-00007	90009	K-40	20.2	0.112	1.09	32.4	1.00 - 5.00
NBZ-00007	90009	Na-22	-0.007 U	0.0178	0.0057	0.037	1.00 - 5.00
NBZ-00007	90009	Nb-94	0.0076 JS	0.0137	0.0044	0.0214	1.00 - 5.00
NBZ-00007	90009	Np-236	-0.016 U	0.0303	0.0098	0.047	1.00 - 5.00
NBZ-00007	90009	Np-239	-0.0013 U	0.11	0.0335	0.139	1.00 - 5.00
NBZ-00007	90009	Pa-231	-0.618 UJ	0.66	0.257	0.936	1.00 - 5.00
NBZ-00007	90009	Pb-212	1.22	0.0278	0.0699	2.69	1.00 - 5.00
NBZ-00007	90009	Pb-214	0.986	0.0296	0.0459	1.7	1.00 - 5.00
NBZ-00007	90009	Pu-238	0.0091	0.0221	0.0067	0.0415	1.00 - 5.00
NBZ-00007	90009	Pu-239/240	0.01	0.0174	0.0059	0.0404	1.00 - 5.00
NBZ-00007	90009	Sb-125	-0.0002 U	0.0373	0.0109	0.354	1.00 - 5.00
NBZ-00007	90009	Sn-126	0.004 U	0.0149	0.0045	0.0237	1.00 - 5.00
NBZ-00007	90009	Sr-90	-0.0522 U	0.139	0.0296	0.485	1.00 - 5.00
NBZ-00007	90009	Th-228	1.3 L	0.104	0.134	3.98	1.00 - 5.00
NBZ-00007	90009	Th-229	0.066 L	0.102	0.0342	0.145	1.00 - 5.00
NBZ-00007	90009	Th-230	0.998 L	0.113	0.114	2.2	1.00 - 5.00
NBZ-00007	90009	Th-232	1.16 L	0.0691	0.123	3.1	1.00 - 5.00
NBZ-00007	90009	Th-234	1.39	0.244	0.135	3.19	1.00 - 5.00
NBZ-00007	90009	Tl-208	0.376	0.0137	0.0219	0.937	1.00 - 5.00
NBZ-00007	90009	Tm-171	2.89 U	11	3.8	72.4	1.00 - 5.00
NBZ-00007	90009	U-233/234	0.843	0.0569	0.0859	2.02	1.00 - 5.00
NBZ-00007	90009	U-235/236	0.0258	0.0384	0.0142	0.151	1.00 - 5.00
NBZ-00007	90009	U-238	0.844	0.031	0.0852	1.8	1.00 - 5.00
NBZ-00008	90010	Ac-227	0.0471 U	0.182	0.0563	0.217	1.00 - 5.00
NBZ-00008	90010	Am-241	0.0087	0.0192	0.006	0.0454	1.00 - 5.00
NBZ-00008	90010	Bi-212	0.645	0.152	0.0802	2.15	1.00 - 5.00
NBZ-00008	90010	Bi-214	1.01	0.0322	0.0492	1.59	1.00 - 5.00
NBZ-00008	90010	Cd-113m	4.6 U	118	36.1	3030	1.00 - 5.00
NBZ-00008	90010	Cm-243/244	-0.0064 U	0.0375	0.0085	0.0443	1.00 - 5.00

Table A.2
Analytical Results Summary
Northern Buffer Zone, Round 1

Sample Location	Sample ID	Analyte Name	Activity	MDC	TPU	RTL	Sample Depth (feet bgs)
NBZ-00008	90010	Co-60	0.001 U	0.0221	0.0063	0.028	1.00 - 5.00
NBZ-00008	90010	Cs-134	0.0014 U	0.0161	0.0055	0.0864	1.00 - 5.00
NBZ-00008	90010	Cs-137	-0.0026 U	0.0194	0.0068	0.207	1.00 - 5.00
NBZ-00008	90010	Eu-152	-0.0354 U J	0.0455	0.0165	0.0566	1.00 - 5.00
NBZ-00008	90010	Eu-154	-0.0273 U	0.11	0.0388	0.15	1.00 - 5.00
NBZ-00008	90010	Eu-155	0.062 SK	0.0502	0.0186	0.231	1.00 - 5.00
NBZ-00008	90010	Ho-166m	-0.0081 U	0.0304	0.0091	0.0432	1.00 - 5.00
NBZ-00008	90010	K-40	19.4	0.156	1.07	32.4	1.00 - 5.00
NBZ-00008	90010	Na-22	-0.0075 U	0.0238	0.0072	0.037	1.00 - 5.00
NBZ-00008	90010	Nb-94	0.0049 U	0.0179	0.0052	0.0214	1.00 - 5.00
NBZ-00008	90010	Np-236	-0.0069 U	0.0288	0.0086	0.047	1.00 - 5.00
NBZ-00008	90010	Np-239	-0.0121 U	0.117	0.0357	0.139	1.00 - 5.00
NBZ-00008	90010	Pa-231	0.327 U	0.77	0.245	0.936	1.00 - 5.00
NBZ-00008	90010	Pb-212	1.15	0.0307	0.0653	2.69	1.00 - 5.00
NBZ-00008	90010	Pb-214	1.05	0.0344	0.0501	1.7	1.00 - 5.00
NBZ-00008	90010	Pu-238	-0.0013 U	0.0227	0.0049	0.0415	1.00 - 5.00
NBZ-00008	90010	Pu-239/240	0.002 U	0.0258	0.0065	0.0404	1.00 - 5.00
NBZ-00008	90010	Sb-125	0.0062 U	0.0472	0.0138	0.354	1.00 - 5.00
NBZ-00008	90010	Sn-126	0.0111 J	0.0204	0.0062	0.0237	1.00 - 5.00
NBZ-00008	90010	Sr-90	0.0418 U	0.191	0.0553	0.485	1.00 - 5.00
NBZ-00008	90010	Th-228	1.17 L	0.0823	0.109	3.98	1.00 - 5.00
NBZ-00008	90010	Th-229	-0.0134 U L	0.117	0.0285	0.145	1.00 - 5.00
NBZ-00008	90010	Th-230	0.958 L	0.0493	0.0936	2.2	1.00 - 5.00
NBZ-00008	90010	Th-232	1.17 L	0.0492	0.106	3.1	1.00 - 5.00
NBZ-00008	90010	Th-234	1.44	0.217	0.121	3.19	1.00 - 5.00
NBZ-00008	90010	Tl-208	0.388	0.0185	0.0239	0.937	1.00 - 5.00
NBZ-00008	90010	Tm-171	-1.86 U	6.4	2.27	72.4	1.00 - 5.00
NBZ-00008	90010	U-233/234	0.831	0.079	0.0844	2.02	1.00 - 5.00
NBZ-00008	90010	U-235/236	0.02	0.0444	0.0139	0.151	1.00 - 5.00
NBZ-00008	90010	U-238	0.959	0.0531	0.0918	1.8	1.00 - 5.00
NBZ-00009	90011	Ac-227	-0.0159 U	0.197	0.0588	0.217	0.00 - 0.50
NBZ-00009	90011	Am-241	-0.0019 U	0.0314	0.0078	0.0454	0.00 - 0.50
NBZ-00009	90011	Bi-212	0.683	0.122	0.0697	2.15	0.00 - 0.50

Table A.2
Analytical Results Summary
Northern Buffer Zone, Round 1

Sample Location	Sample ID	Analyte Name	Activity	MDC	TPU	RTL	Sample Depth (feet bgs)
NBZ-00009	90011	Bi-214	0.784	0.0297	0.0387	1.59	0.00 - 0.50
NBZ-00009	90011	Cd-113m	-23.9 U	129	44.3	3030	0.00 - 0.50
NBZ-00009	90011	Cm-243/244	-0.017 U	0.0413	0.0094	0.0443	0.00 - 0.50
NBZ-00009	90011	Co-60	0.0011 U	0.0175	0.005	0.028	0.00 - 0.50
NBZ-00009	90011	Cs-134	0.0073 JSK	0.0145	0.005	0.0864	0.00 - 0.50
NBZ-00009	90011	Cs-137	0.059	0.019	0.0082	0.207	0.00 - 0.50
NBZ-00009	90011	Eu-152	-0.018 U	0.047	0.015	0.0566	0.00 - 0.50
NBZ-00009	90011	Eu-154	-0.0952 U J	0.0941	0.0377	0.15	0.00 - 0.50
NBZ-00009	90011	Eu-155	0.0521 JSK	0.0725	0.0252	0.231	0.00 - 0.50
NBZ-00009	90011	Ho-166m	0.0024 U	0.0262	0.0076	0.0432	0.00 - 0.50
NBZ-00009	90011	K-40	20.9	0.119	1.21	32.4	0.00 - 0.50
NBZ-00009	90011	Na-22	-0.0145 U J	0.0199	0.007	0.037	0.00 - 0.50
NBZ-00009	90011	Nb-94	0.0027 U	0.0151	0.0044	0.0214	0.00 - 0.50
NBZ-00009	90011	Np-236	-0.0094 U	0.0379	0.012	0.047	0.00 - 0.50
NBZ-00009	90011	Np-239	0.0037 U	0.132	0.0389	0.139	0.00 - 0.50
NBZ-00009	90011	Pa-231	0.221 U	0.823	0.248	0.936	0.00 - 0.50
NBZ-00009	90011	Pb-212	1.06	0.0324	0.074	2.69	0.00 - 0.50
NBZ-00009	90011	Pb-214	0.854	0.0341	0.0445	1.7	0.00 - 0.50
NBZ-00009	90011	Pu-238	0.004 U	0.0302	0.0081	0.0415	0.00 - 0.50
NBZ-00009	90011	Pu-239/240	0.004 U	0.0335	0.009	0.0404	0.00 - 0.50
NBZ-00009	90011	Sb-125	-0.0099 U	0.043	0.0133	0.354	0.00 - 0.50
NBZ-00009	90011	Sn-126	0.0033 U	0.0171	0.005	0.0237	0.00 - 0.50
NBZ-00009	90011	Sr-90	0.119 U	0.246	0.0756	0.485	0.00 - 0.50
NBZ-00009	90011	Th-228	0.497 L	0.0833	0.0695	3.98	0.00 - 0.50
NBZ-00009	90011	Th-229	0.0075 UL	0.0984	0.0249	0.145	0.00 - 0.50
NBZ-00009	90011	Th-230	0.569 L	0.0551	0.0721	2.2	0.00 - 0.50
NBZ-00009	90011	Th-232	0.552 L	0.055	0.0708	3.1	0.00 - 0.50
NBZ-00009	90011	Th-234	1.43 J	0.386	0.386	3.19	0.00 - 0.50
NBZ-00009	90011	Tl-208	0.291	0.0169	0.0185	0.937	0.00 - 0.50
NBZ-00009	90011	Tm-171	-4.63 U	17.4	5.46	72.4	0.00 - 0.50
NBZ-00009	90011	U-233/234	0.497	0.0532	0.0604	2.02	0.00 - 0.50
NBZ-00009	90011	U-235/236	0.0362	0.0164	0.015	0.151	0.00 - 0.50
NBZ-00009	90011	U-238	0.536	0.0442	0.0629	1.8	0.00 - 0.50

Table A.2
Analytical Results Summary
Northern Buffer Zone, Round 1

Sample Location	Sample ID	Analyte Name	Activity	MDC	TPU	RTL	Sample Depth (feet bgs)
NBZ-00009	90012	Ac-227	0.0746 U	0.206	0.0644	0.217	1.00 - 1.50
NBZ-00009	90012	Am-241	0.0088 U	0.0231	0.0068	0.0454	1.00 - 1.50
NBZ-00009	90012	Bi-212	1.02	0.125	0.0823	2.15	1.00 - 1.50
NBZ-00009	90012	Bi-214	0.734	0.0297	0.0371	1.59	1.00 - 1.50
NBZ-00009	90012	Cd-113m	0.687 U	136	42.8	3030	1.00 - 1.50
NBZ-00009	90012	Cm-243/244	-0.0071 U	0.0307	0.0071	0.0443	1.00 - 1.50
NBZ-00009	90012	Co-60	0.0008 U	0.0162	0.0048	0.028	1.00 - 1.50
NBZ-00009	90012	Cs-134	0.0025 U	0.0142	0.0049	0.0864	1.00 - 1.50
NBZ-00009	90012	Cs-137	0.0101 J	0.0173	0.0062	0.207	1.00 - 1.50
NBZ-00009	90012	Eu-152	-0.0088 U	0.0486	0.0158	0.0566	1.00 - 1.50
NBZ-00009	90012	Eu-154	-0.0401 U	0.0882	0.0325	0.15	1.00 - 1.50
NBZ-00009	90012	Eu-155	0.144 SK	0.0757	0.0328	0.231	1.00 - 1.50
NBZ-00009	90012	Ho-166m	-0.0105 U	0.0255	0.0082	0.0432	1.00 - 1.50
NBZ-00009	90012	K-40	22.1	0.134	1.23	32.4	1.00 - 1.50
NBZ-00009	90012	Na-22	0.0003 U	0.0193	0.0067	0.037	1.00 - 1.50
NBZ-00009	90012	Nb-94	0.0008 U	0.0152	0.0046	0.0214	1.00 - 1.50
NBZ-00009	90012	Np-236	-0.0085 U	0.0411	0.0128	0.047	1.00 - 1.50
NBZ-00009	90012	Np-239	-0.101 U J	0.138	0.0491	0.139	1.00 - 1.50
NBZ-00009	90012	Pa-231	-0.348 U	0.833	0.281	0.936	1.00 - 1.50
NBZ-00009	90012	Pb-212	1.6	0.0343	0.0954	2.69	1.00 - 1.50
NBZ-00009	90012	Pb-214	0.872	0.0343	0.0423	1.7	1.00 - 1.50
NBZ-00009	90012	Pu-238	-0.0107 U	0.0351	0.0066	0.0415	1.00 - 1.50
NBZ-00009	90012	Pu-239/240	0.008	0.0072	0.0047	0.0404	1.00 - 1.50
NBZ-00009	90012	Sb-125	0.0002 U	0.0446	0.0131	0.354	1.00 - 1.50
NBZ-00009	90012	Sn-126	-0.0015 U	0.0165	0.005	0.0237	1.00 - 1.50
NBZ-00009	90012	Sr-90	-0.117 U	0.312	0.0801	0.485	1.00 - 1.50
NBZ-00009	90012	Th-228	0.854 L	0.0899	0.0896	3.98	1.00 - 1.50
NBZ-00009	90012	Th-229	0 UL	0.0716	0.0163	0.145	1.00 - 1.50
NBZ-00009	90012	Th-230	0.484 L	0.0797	0.0642	2.2	1.00 - 1.50
NBZ-00009	90012	Th-232	0.761 L	0.0179	0.0799	3.1	1.00 - 1.50
NBZ-00009	90012	Th-234	1.71	0.332	0.174	3.19	1.00 - 1.50
NBZ-00009	90012	Tl-208	0.464	0.017	0.0265	0.937	1.00 - 1.50
NBZ-00009	90012	Tm-171	1.4 U	16	5.3	72.4	1.00 - 1.50

Table A.2
Analytical Results Summary
Northern Buffer Zone, Round 1

Sample Location	Sample ID	Analyte Name	Activity	MDC	TPU	RTL	Sample Depth (feet bgs)
NBZ-00009	90012	U-233/234	1.04	0.0697	0.117	2.02	1.00 - 1.50
NBZ-00009	90012	U-235/236	-0.0179 U	0.0954	0.0167	0.151	1.00 - 1.50
NBZ-00009	90012	U-238	0.679	0.049	0.0874	1.8	1.00 - 1.50
NBZ-00010	90013	Ac-227	-0.121 U	0.202	0.076	0.217	1.00 - 5.00
NBZ-00010	90013	Am-241	0.0056 U	0.0173	0.0049	0.0454	1.00 - 5.00
NBZ-00010	90013	Bi-212	0.67 J	0.138	0.0727	2.15	1.00 - 5.00
NBZ-00010	90013	Bi-214	0.926	0.0321	0.0453	1.59	1.00 - 5.00
NBZ-00010	90013	Cd-113m	-22 U	134	43.5	3030	1.00 - 5.00
NBZ-00010	90013	Cm-243/244	-0.0063 U	0.022	0.0038	0.0443	1.00 - 5.00
NBZ-00010	90013	Co-60	-0.0147 UJ	0.0179	0.0067	0.028	1.00 - 5.00
NBZ-00010	90013	Cs-134	0.0009 U	0.0153	0.0052	0.0864	1.00 - 5.00
NBZ-00010	90013	Cs-137	-0.0106 U	0.018	0.0061	0.207	1.00 - 5.00
NBZ-00010	90013	Eu-152	-0.0012 U	0.0495	0.0162	0.0566	1.00 - 5.00
NBZ-00010	90013	Eu-154	-0.0024 U	0.106	0.0309	0.15	1.00 - 5.00
NBZ-00010	90013	Eu-155	0.0864 JS	0.0703	0.0266	0.231	1.00 - 5.00
NBZ-00010	90013	Ho-166m	0.0026 U	0.0281	0.0083	0.0432	1.00 - 5.00
NBZ-00010	90013	K-40	19.6	0.147	1.21	32.4	1.00 - 5.00
NBZ-00010	90013	Na-22	-0.009 U	0.0212	0.0068	0.037	1.00 - 5.00
NBZ-00010	90013	Nb-94	0.0055 U	0.0166	0.005	0.0214	1.00 - 5.00
NBZ-00010	90013	Np-236	-0.0026 U	0.0398	0.0123	0.047	1.00 - 5.00
NBZ-00010	90013	Np-239	-0.059 U	0.135	0.0429	0.139	1.00 - 5.00
NBZ-00010	90013	Pa-231	-0.287 U	0.862	0.279	0.936	1.00 - 5.00
NBZ-00010	90013	Pb-212	1.21	0.0339	0.0789	2.69	1.00 - 5.00
NBZ-00010	90013	Pb-214	1.05	0.0364	0.0524	1.7	1.00 - 5.00
NBZ-00010	90013	Pu-238	-0.0121 U	0.033	0.0065	0.0415	1.00 - 5.00
NBZ-00010	90013	Pu-239/240	0.0115 U	0.033	0.0097	0.0404	1.00 - 5.00
NBZ-00010	90013	Sb-125	0.0173 U	0.0478	0.0149	0.354	1.00 - 5.00
NBZ-00010	90013	Sn-126	-0.0105 U	0.0177	0.006	0.0237	1.00 - 5.00
NBZ-00010	90013	Sr-90	0.0253 U	0.18	0.0511	0.485	1.00 - 5.00
NBZ-00010	90013	Th-228	1.5 JL	0.117	0.183	3.98	1.00 - 5.00
NBZ-00010	90013	Th-229	0 UJL	0.167	0.0381	0.145	1.00 - 5.00
NBZ-00010	90013	Th-230	0.931 L	0.144	0.137	2.2	1.00 - 5.00
NBZ-00010	90013	Th-232	1.02 L	0.144	0.145	3.1	1.00 - 5.00

Table A.2
Analytical Results Summary
Northern Buffer Zone, Round 1

Sample Location	Sample ID	Analyte Name	Activity	MDC	TPU	RTL	Sample Depth (feet bgs)
NBZ-00010	90013	Th-234	1.28 J	0.391	0.347	3.19	1.00 - 5.00
NBZ-00010	90013	Tl-208	0.367	0.0167	0.0221	0.937	1.00 - 5.00
NBZ-00010	90013	Tm-171	-3.36 U	16.5	5.04	72.4	1.00 - 5.00
NBZ-00010	90013	U-233/234	0.78	0.0717	0.0842	2.02	1.00 - 5.00
NBZ-00010	90013	U-235/236	0.0277	0.0413	0.0153	0.151	1.00 - 5.00
NBZ-00010	90013	U-238	0.735	0.0334	0.0792	1.8	1.00 - 5.00
NBZ-00011	90014	Ac-227	-0.0493 U	0.168	0.0533	0.217	0.00 - 0.50
NBZ-00011	90014	Am-241	0.004 U	0.0197	0.0051	0.0454	0.00 - 0.50
NBZ-00011	90014	Bi-212	0.865	0.115	0.0726	2.15	0.00 - 0.50
NBZ-00011	90014	Bi-214	0.971	0.0266	0.046	1.59	0.00 - 0.50
NBZ-00011	90014	Cd-113m	1.28 U	112	34.4	3030	0.00 - 0.50
NBZ-00011	90014	Cm-243/244	-0.0038 U	0.0285	0.0062	0.0443	0.00 - 0.50
NBZ-00011	90014	Co-60	-0.0039 U	0.0152	0.0047	0.028	0.00 - 0.50
NBZ-00011	90014	Cs-134	0.0034 U	0.0127	0.0043	0.0864	0.00 - 0.50
NBZ-00011	90014	Cs-137	0.0463	0.0154	0.0076	0.207	0.00 - 0.50
NBZ-00011	90014	Eu-152	-0.0237 U	0.0406	0.0133	0.0566	0.00 - 0.50
NBZ-00011	90014	Eu-154	-0.0391 U	0.0863	0.0277	0.15	0.00 - 0.50
NBZ-00011	90014	Eu-155	0.0518 SK	0.0579	0.0209	0.231	0.00 - 0.50
NBZ-00011	90014	Ho-166m	0.0015 U	0.0235	0.0071	0.0432	0.00 - 0.50
NBZ-00011	90014	K-40	20.3	0.115	1.1	32.4	0.00 - 0.50
NBZ-00011	90014	Na-22	0.005 U	0.0191	0.0057	0.037	0.00 - 0.50
NBZ-00011	90014	Nb-94	-0.0004 U	0.0134	0.0041	0.0214	0.00 - 0.50
NBZ-00011	90014	Np-236	-0.0108 U	0.0312	0.0096	0.047	0.00 - 0.50
NBZ-00011	90014	Np-239	0.0489 U	0.113	0.0359	0.139	0.00 - 0.50
NBZ-00011	90014	Pa-231	-0.133 U	0.704	0.221	0.936	0.00 - 0.50
NBZ-00011	90014	Pb-212	1.31	0.0281	0.0746	2.69	0.00 - 0.50
NBZ-00011	90014	Pb-214	1.09	0.0291	0.0509	1.7	0.00 - 0.50
NBZ-00011	90014	Pu-238	-0.0013 U	0.0225	0.0041	0.0415	0.00 - 0.50
NBZ-00011	90014	Pu-239/240	-0.0095 U	0.0333	0.0058	0.0404	0.00 - 0.50
NBZ-00011	90014	Sb-125	0.0115 U	0.0398	0.0118	0.354	0.00 - 0.50
NBZ-00011	90014	Sn-126	0.0078 J	0.0154	0.0049	0.0237	0.00 - 0.50
NBZ-00011	90014	Sr-90	0.0732 U	0.185	0.0558	0.485	0.00 - 0.50
NBZ-00011	90014	Th-228	0.455 L	0.115	0.0684	3.98	0.00 - 0.50

Table A.2
Analytical Results Summary
Northern Buffer Zone, Round 1

Sample Location	Sample ID	Analyte Name	Activity	MDC	TPU	RTL	Sample Depth (feet bgs)
NBZ-00011	90014	Th-229	0.0282 UL	0.187	0.0528	0.145	0.00 - 0.50
NBZ-00011	90014	Th-230	0.479 L	0.199	0.0834	2.2	0.00 - 0.50
NBZ-00011	90014	Th-232	0.492 L	0.0652	0.0655	3.1	0.00 - 0.50
NBZ-00011	90014	Th-234	1.4 J	0.247	0.142	3.19	0.00 - 0.50
NBZ-00011	90014	Tl-208	0.41	0.0148	0.0237	0.937	0.00 - 0.50
NBZ-00011	90014	Tm-171	-1.97 U	11.3	3.93	72.4	0.00 - 0.50
NBZ-00011	90014	U-233/234	0.379	0.0909	0.0578	2.02	0.00 - 0.50
NBZ-00011	90014	U-235/236	0.011 U	0.0557	0.0142	0.151	0.00 - 0.50
NBZ-00011	90014	U-238	0.489	0.0451	0.0629	1.8	0.00 - 0.50
NBZ-00011	90015	Ac-227	-0.141 U	0.206	0.073	0.217	1.00 - 2.00
NBZ-00011	90015	Am-241	0.0107	0.0184	0.0059	0.0454	1.00 - 2.00
NBZ-00011	90015	Bi-212	0.942	0.135	0.0801	2.15	1.00 - 2.00
NBZ-00011	90015	Bi-214	0.97	0.0311	0.0461	1.59	1.00 - 2.00
NBZ-00011	90015	Cd-113m	-173 U J	134	59.8	3030	1.00 - 2.00
NBZ-00011	90015	Cm-243/244	0 U	0.0299	0.0078	0.0443	1.00 - 2.00
NBZ-00011	90015	Co-60	0.0021 U	0.0184	0.0054	0.028	1.00 - 2.00
NBZ-00011	90015	Cs-134	-0.0069 U	0.0148	0.0054	0.0864	1.00 - 2.00
NBZ-00011	90015	Cs-137	-0.0053 U	0.0176	0.0054	0.207	1.00 - 2.00
NBZ-00011	90015	Eu-152	-0.0199 U	0.0502	0.018	0.0566	1.00 - 2.00
NBZ-00011	90015	Eu-154	0.042 U	0.105	0.0324	0.15	1.00 - 2.00
NBZ-00011	90015	Eu-155	0.0591 SK	0.0759	0.0266	0.231	1.00 - 2.00
NBZ-00011	90015	Ho-166m	-0.0008 U	0.0273	0.008	0.0432	1.00 - 2.00
NBZ-00011	90015	K-40	18.8	0.132	1.17	32.4	1.00 - 2.00
NBZ-00011	90015	Na-22	0.0027 U	0.0218	0.0075	0.037	1.00 - 2.00
NBZ-00011	90015	Nb-94	0.0149 JSK	0.0166	0.0059	0.0214	1.00 - 2.00
NBZ-00011	90015	Np-236	0.0046 U	0.0418	0.0134	0.047	1.00 - 2.00
NBZ-00011	90015	Np-239	-0.0082 U	0.14	0.0432	0.139	1.00 - 2.00
NBZ-00011	90015	Pa-231	-0.643 U J	0.848	0.311	0.936	1.00 - 2.00
NBZ-00011	90015	Pb-212	1.48	0.0342	0.0977	2.69	1.00 - 2.00
NBZ-00011	90015	Pb-214	1.1	0.0355	0.0568	1.7	1.00 - 2.00
NBZ-00011	90015	Pu-238	-0.0089 U	0.0291	0.0054	0.0415	1.00 - 2.00
NBZ-00011	90015	Pu-239/240	-0.0067 U	0.0333	0.0074	0.0404	1.00 - 2.00
NBZ-00011	90015	Sb-125	-0.0152 U	0.0443	0.0139	0.354	1.00 - 2.00

Table A.2
Analytical Results Summary
Northern Buffer Zone, Round 1

Sample Location	Sample ID	Analyte Name	Activity	MDC	TPU	RTL	Sample Depth (feet bgs)
NBZ-00011	90015	Sn-126	-0.0003 U	0.0173	0.0051	0.0237	1.00 - 2.00
NBZ-00011	90015	Sr-90	0.0735 U	0.276	0.0811	0.485	1.00 - 2.00
NBZ-00011	90015	Th-228	0.49 L	0.103	0.0695	3.98	1.00 - 2.00
NBZ-00011	90015	Th-229	0.0071 UL	0.1	0.0256	0.145	1.00 - 2.00
NBZ-00011	90015	Th-230	0.411 L	0.0764	0.0604	2.2	1.00 - 2.00
NBZ-00011	90015	Th-232	0.53 L	0.0521	0.0676	3.1	1.00 - 2.00
NBZ-00011	90015	Th-234	1.62	0.354	0.183	3.19	1.00 - 2.00
NBZ-00011	90015	Tl-208	0.464	0.0168	0.026	0.937	1.00 - 2.00
NBZ-00011	90015	Tm-171	-4.92 U	19.8	6.69	72.4	1.00 - 2.00
NBZ-00011	90015	U-233/234	0.321	0.0557	0.049	2.02	1.00 - 2.00
NBZ-00011	90015	U-235/236	0.0137	0.0186	0.0098	0.151	1.00 - 2.00
NBZ-00011	90015	U-238	0.433	0.0151	0.057	1.8	1.00 - 2.00
NBZ-00012	90016	Ac-227	-0.0918 U	0.16	0.0603	0.217	0.00 - 0.50
NBZ-00012	90016	Am-241	0.0088	0.0172	0.0057	0.0454	0.00 - 0.50
NBZ-00012	90016	Bi-212	0.602	0.115	0.0586	2.15	0.00 - 0.50
NBZ-00012	90016	Bi-214	0.849	0.0255	0.0408	1.59	0.00 - 0.50
NBZ-00012	90016	Cd-113m	7.1 U	110	40.4	3030	0.00 - 0.50
NBZ-00012	90016	Cm-243/244	-0.0012 U	0.0213	0.0039	0.0443	0.00 - 0.50
NBZ-00012	90016	Co-60	0.0019 U	0.0147	0.0042	0.028	0.00 - 0.50
NBZ-00012	90016	Cs-134	0.0049 U	0.0131	0.0045	0.0864	0.00 - 0.50
NBZ-00012	90016	Cs-137	0.0818	0.0159	0.0082	0.207	0.00 - 0.50
NBZ-00012	90016	Eu-152	-0.0301 U	0.0394	0.0159	0.0566	0.00 - 0.50
NBZ-00012	90016	Eu-154	-0.0087 U	0.0887	0.0268	0.15	0.00 - 0.50
NBZ-00012	90016	Eu-155	0.0952 SK	0.0566	0.0249	0.231	0.00 - 0.50
NBZ-00012	90016	Ho-166m	0.0163 JSK	0.024	0.0078	0.0432	0.00 - 0.50
NBZ-00012	90016	K-40	21.8	0.107	1.25	32.4	0.00 - 0.50
NBZ-00012	90016	Na-22	-0.0115 U	0.0184	0.0062	0.037	0.00 - 0.50
NBZ-00012	90016	Nb-94	0.0051 U	0.0131	0.004	0.0214	0.00 - 0.50
NBZ-00012	90016	Np-236	-0.0005 U	0.0315	0.0099	0.047	0.00 - 0.50
NBZ-00012	90016	Np-239	-0.0226 U	0.112	0.0342	0.139	0.00 - 0.50
NBZ-00012	90016	Pa-231	0.236 U	0.702	0.223	0.936	0.00 - 0.50
NBZ-00012	90016	Pb-212	0.977	0.028	0.0624	2.69	0.00 - 0.50
NBZ-00012	90016	Pb-214	0.931	0.0292	0.0471	1.7	0.00 - 0.50

Table A.2
Analytical Results Summary
Northern Buffer Zone, Round 1

Sample Location	Sample ID	Analyte Name	Activity	MDC	TPU	RTL	Sample Depth (feet bgs)
NBZ-00012	90016	Pu-238	0.0019 U	0.0202	0.0048	0.0415	0.00 - 0.50
NBZ-00012	90016	Pu-239/240	0.0089	0.0061	0.0045	0.0404	0.00 - 0.50
NBZ-00012	90016	Sb-125	0.007 U	0.0383	0.0117	0.354	0.00 - 0.50
NBZ-00012	90016	Sn-126	0.002 U	0.0145	0.0043	0.0237	0.00 - 0.50
NBZ-00012	90016	Sr-90	0.135	0.214	0.068	0.485	0.00 - 0.50
NBZ-00012	90016	Th-228	0.984	0.122	0.113	3.98	0.00 - 0.50
NBZ-00012	90016	Th-229	0 U	0.127	0.0312	0.145	0.00 - 0.50
NBZ-00012	90016	Th-230	0.719	0.0835	0.0912	2.2	0.00 - 0.50
NBZ-00012	90016	Th-232	0.717	0.0833	0.0909	3.1	0.00 - 0.50
NBZ-00012	90016	Th-234	1.25	0.248	0.131	3.19	0.00 - 0.50
NBZ-00012	90016	Tl-208	0.317	0.0136	0.0196	0.937	0.00 - 0.50
NBZ-00012	90016	Tm-171	-2.95 U	10.3	3.7	72.4	0.00 - 0.50
NBZ-00012	90016	U-233/234	0.712	0.0435	0.0755	2.02	0.00 - 0.50
NBZ-00012	90016	U-235/236	0.0314	0.0379	0.0153	0.151	0.00 - 0.50
NBZ-00012	90016	U-238	0.8	0.0307	0.0815	1.8	0.00 - 0.50
NBZ-00012	90017	Ac-227	-0.0566 U	0.237	0.0748	0.217	1.00 - 3.00
NBZ-00012	90017	Am-241	0.0012 U	0.0162	0.0036	0.0454	1.00 - 3.00
NBZ-00012	90017	Bi-212	0.975	0.166	0.0842	2.15	1.00 - 3.00
NBZ-00012	90017	Bi-214	1.02	0.0369	0.0498	1.59	1.00 - 3.00
NBZ-00012	90017	Cd-113m	-52.9 U	157	50.7	3030	1.00 - 3.00
NBZ-00012	90017	Cm-243/244	0.0115	0.0163	0.0059	0.0443	1.00 - 3.00
NBZ-00012	90017	Co-60	0.0016 U	0.0225	0.0065	0.028	1.00 - 3.00
NBZ-00012	90017	Cs-134	0.005 U	0.0178	0.006	0.0864	1.00 - 3.00
NBZ-00012	90017	Cs-137	-0.0162 U J	0.0198	0.0071	0.207	1.00 - 3.00
NBZ-00012	90017	Eu-152	-0.038 U	0.0559	0.0227	0.0566	1.00 - 3.00
NBZ-00012	90017	Eu-154	-0.0231 U	0.117	0.0358	0.15	1.00 - 3.00
NBZ-00012	90017	Eu-155	0.0994 SK	0.0856	0.0306	0.231	1.00 - 3.00
NBZ-00012	90017	Ho-166m	0.0085 U	0.0322	0.0095	0.0432	1.00 - 3.00
NBZ-00012	90017	K-40	22.5	0.182	1.41	32.4	1.00 - 3.00
NBZ-00012	90017	Na-22	-0.0171 U	0.0253	0.0087	0.037	1.00 - 3.00
NBZ-00012	90017	Nb-94	0.0118 JSK	0.0193	0.0061	0.0214	1.00 - 3.00
NBZ-00012	90017	Np-236	-0.0213 U	0.047	0.0161	0.047	1.00 - 3.00
NBZ-00012	90017	Np-239	0.0359 U	0.161	0.0499	0.139	1.00 - 3.00

Table A.2
Analytical Results Summary
Northern Buffer Zone, Round 1

Sample Location	Sample ID	Analyte Name	Activity	MDC	TPU	RTL	Sample Depth (feet bgs)
NBZ-00012	90017	Pa-231	-0.44 U	0.991	0.33	0.936	1.00 - 3.00
NBZ-00012	90017	Pb-212	1.56	0.0389	0.103	2.69	1.00 - 3.00
NBZ-00012	90017	Pb-214	1.18	0.0402	0.0609	1.7	1.00 - 3.00
NBZ-00012	90017	Pu-238	0.0002 U	0.0207	0.0046	0.0415	1.00 - 3.00
NBZ-00012	90017	Pu-239/240	0.0047	0.0131	0.0039	0.0404	1.00 - 3.00
NBZ-00012	90017	Sb-125	-0.0105 U	0.0525	0.016	0.354	1.00 - 3.00
NBZ-00012	90017	Sn-126	0.0063 U	0.0211	0.0063	0.0237	1.00 - 3.00
NBZ-00012	90017	Sr-90	-0.0029 U	0.215	0.0588	0.485	1.00 - 3.00
NBZ-00012	90017	Th-228	1.13	0.222	0.135	3.98	1.00 - 3.00
NBZ-00012	90017	Th-229	-0.0374 U	0.176	0.0419	0.145	1.00 - 3.00
NBZ-00012	90017	Th-230	1.07	0.148	0.122	2.2	1.00 - 3.00
NBZ-00012	90017	Th-232	1.22	0.1	0.128	3.1	1.00 - 3.00
NBZ-00012	90017	Th-234	2	0.397	0.223	3.19	1.00 - 3.00
NBZ-00012	90017	Tl-208	0.468	0.0196	0.0277	0.937	1.00 - 3.00
NBZ-00012	90017	Tm-171	-15 U	22.4	8.36	72.4	1.00 - 3.00
NBZ-00012	90017	U-233/234	0.946	0.0705	0.091	2.02	1.00 - 3.00
NBZ-00012	90017	U-235/236	0.0499	0.0549	0.0208	0.151	1.00 - 3.00
NBZ-00012	90017	U-238	1.11	0.0349	0.101	1.8	1.00 - 3.00
NBZ-00013	90018	Ac-227	0.009 U	0.221	0.0677	0.217	0.00 - 0.50
NBZ-00013	90018	Am-241	-0.0052 U	0.0291	0.0068	0.0454	0.00 - 0.50
NBZ-00013	90018	Bi-212	1.14	0.186	0.107	2.15	0.00 - 0.50
NBZ-00013	90018	Bi-214	1.33	0.0431	0.0644	1.59	0.00 - 0.50
NBZ-00013	90018	Cd-113m	30 U	144	46.2	3030	0.00 - 0.50
NBZ-00013	90018	Cm-243/244	-0.0035 U	0.0292	0.007	0.0443	0.00 - 0.50
NBZ-00013	90018	Co-60	-0.009 U	0.0244	0.0075	0.028	0.00 - 0.50
NBZ-00013	90018	Cs-134	0.0028 U	0.0205	0.007	0.0864	0.00 - 0.50
NBZ-00013	90018	Cs-137	0.109	0.0246	0.011	0.207	0.00 - 0.50
NBZ-00013	90018	Eu-152	-0.0308 U	0.0564	0.0183	0.0566	0.00 - 0.50
NBZ-00013	90018	Eu-154	-0.09 U	0.143	0.0491	0.15	0.00 - 0.50
NBZ-00013	90018	Eu-155	0.0692 SK	0.0589	0.0218	0.231	0.00 - 0.50
NBZ-00013	90018	Ho-166m	-0.0038 U	0.0381	0.011	0.0432	0.00 - 0.50
NBZ-00013	90018	K-40	21.1	0.195	1.18	32.4	0.00 - 0.50
NBZ-00013	90018	Na-22	-0.0097 U	0.0295	0.009	0.037	0.00 - 0.50

Table A.2
Analytical Results Summary
Northern Buffer Zone, Round 1

Sample Location	Sample ID	Analyte Name	Activity	MDC	TPU	RTL	Sample Depth (feet bgs)
NBZ-00013	90018	Nb-94	0.0034 U	0.0214	0.0061	0.0214	0.00 - 0.50
NBZ-00013	90018	Np-236	-0.0095 U	0.0341	0.0103	0.047	0.00 - 0.50
NBZ-00013	90018	Np-239	-0.102 U J	0.138	0.0495	0.139	0.00 - 0.50
NBZ-00013	90018	Pa-231	-0.494 U	0.909	0.31	0.936	0.00 - 0.50
NBZ-00013	90018	Pb-212	1.48	0.0355	0.0836	2.69	0.00 - 0.50
NBZ-00013	90018	Pb-214	1.3	0.0431	0.061	1.7	0.00 - 0.50
NBZ-00013	90018	Pu-238	-0.003 U	0.0177	0.0036	0.0415	0.00 - 0.50
NBZ-00013	90018	Pu-239/240	0.0148	0.0159	0.006	0.0404	0.00 - 0.50
NBZ-00013	90018	Sb-125	0.0057 U	0.0568	0.0166	0.354	0.00 - 0.50
NBZ-00013	90018	Sn-126	0.0022 U	0.0247	0.0071	0.0237	0.00 - 0.50
NBZ-00013	90018	Sr-90	0.978	0.279	0.151	0.485	0.00 - 0.50
NBZ-00013	90018	Th-228	1.47	0.118	0.129	3.98	0.00 - 0.50
NBZ-00013	90018	Th-229	0.069	0.0829	0.0295	0.145	0.00 - 0.50
NBZ-00013	90018	Th-230	0.826	0.0741	0.0876	2.2	0.00 - 0.50
NBZ-00013	90018	Th-232	1.02	0.0505	0.0986	3.1	0.00 - 0.50
NBZ-00013	90018	Th-234	1.86	0.258	0.143	3.19	0.00 - 0.50
NBZ-00013	90018	Tl-208	0.483	0.0227	0.0295	0.937	0.00 - 0.50
NBZ-00013	90018	Tm-171	2.01 U	7.81	2.71	72.4	0.00 - 0.50
NBZ-00013	90018	U-233/234	1.53	0.0399	0.143	2.02	0.00 - 0.50
NBZ-00013	90018	U-235/236	0.0542	0.021	0.0208	0.151	0.00 - 0.50
NBZ-00013	90018	U-238	1.59	0.017	0.147	1.8	0.00 - 0.50
NBZ-00013	90019	Ac-227	0.0025 U	0.246	0.0727	0.217	0.50 - 1.50
NBZ-00013	90019	Am-241	-0.0043 U	0.0341	0.008	0.0454	0.50 - 1.50
NBZ-00013	90019	Bi-212	0.877	0.189	0.0923	2.15	0.50 - 1.50
NBZ-00013	90019	Bi-214	1.02	0.0441	0.0533	1.59	0.50 - 1.50
NBZ-00013	90019	Cd-113m	79.8 U	169	56.3	3030	0.50 - 1.50
NBZ-00013	90019	Cm-243/244	0 U	0.0405	0.0105	0.0443	0.50 - 1.50
NBZ-00013	90019	Co-60	-0.0035 U	0.0268	0.008	0.028	0.50 - 1.50
NBZ-00013	90019	Cs-134	0.0103 JSK	0.0211	0.0072	0.0864	0.50 - 1.50
NBZ-00013	90019	Cs-137	0.0134 J	0.0257	0.0089	0.207	0.50 - 1.50
NBZ-00013	90019	Eu-152	-0.0071 U	0.061	0.0211	0.0566	0.50 - 1.50
NBZ-00013	90019	Eu-154	-0.042 U	0.147	0.0446	0.15	0.50 - 1.50
NBZ-00013	90019	Eu-155	0.0879 JSK	0.0819	0.032	0.231	0.50 - 1.50

Table A.2
Analytical Results Summary
Northern Buffer Zone, Round 1

Sample Location	Sample ID	Analyte Name	Activity	MDC	TPU	RTL	Sample Depth (feet bgs)
NBZ-00013	90019	Ho-166m	-0.0034 U	0.0393	0.0117	0.0432	0.50 - 1.50
NBZ-00013	90019	K-40	20.9	0.197	1.21	32.4	0.50 - 1.50
NBZ-00013	90019	Na-22	-0.0095 U	0.0297	0.0092	0.037	0.50 - 1.50
NBZ-00013	90019	Nb-94	0.0022 U	0.0226	0.0066	0.0214	0.50 - 1.50
NBZ-00013	90019	Np-236	-0.0142 U	0.0429	0.0137	0.047	0.50 - 1.50
NBZ-00013	90019	Np-239	0.0235 U	0.162	0.0479	0.139	0.50 - 1.50
NBZ-00013	90019	Pa-231	0.0488 U	1.04	0.318	0.936	0.50 - 1.50
NBZ-00013	90019	Pb-212	1.39	0.0445	0.0823	2.69	0.50 - 1.50
NBZ-00013	90019	Pb-214	1.11	0.0452	0.055	1.7	0.50 - 1.50
NBZ-00013	90019	Pu-238	-0.0018 U	0.0163	0.003	0.0415	0.50 - 1.50
NBZ-00013	90019	Pu-239/240	-0.007 U	0.0263	0.0055	0.0404	0.50 - 1.50
NBZ-00013	90019	Sb-125	-0.0085 U	0.059	0.0182	0.354	0.50 - 1.50
NBZ-00013	90019	Sn-126	-0.0138 U	0.0243	0.0081	0.0237	0.50 - 1.50
NBZ-00013	90019	Sr-90	-0.0121 U	0.193	0.0502	0.485	0.50 - 1.50
NBZ-00013	90019	Th-228	1.4	0.105	0.121	3.98	0.50 - 1.50
NBZ-00013	90019	Th-229	0.0129 U	0.0847	0.0224	0.145	0.50 - 1.50
NBZ-00013	90019	Th-230	0.96	0.0845	0.0941	2.2	0.50 - 1.50
NBZ-00013	90019	Th-232	1.19	0.0473	0.106	3.1	0.50 - 1.50
NBZ-00013	90019	Th-234	1.5	0.339	0.179	3.19	0.50 - 1.50
NBZ-00013	90019	Tl-208	0.423	0.0236	0.0274	0.937	0.50 - 1.50
NBZ-00013	90019	Tm-171	6.53 U	14.3	4.97	72.4	0.50 - 1.50
NBZ-00013	90019	U-233/234	0.856	0.0925	0.107	2.02	0.50 - 1.50
NBZ-00013	90019	U-235/236	0.0239	0.0669	0.0198	0.151	0.50 - 1.50
NBZ-00013	90019	U-238	1.02	0.067	0.119	1.8	0.50 - 1.50
NBZ-00014	90020	Ac-227	-0.0157 U	0.174	0.0524	0.217	0.00 - 0.50
NBZ-00014	90020	Am-241	0.0023	0.0061	0.0023	0.0454	0.00 - 0.50
NBZ-00014	90020	Bi-212	0.807	0.116	0.072	2.15	0.00 - 0.50
NBZ-00014	90020	Bi-214	0.906	0.027	0.0429	1.59	0.00 - 0.50
NBZ-00014	90020	Cd-113m	19.9 U	118	38.2	3030	0.00 - 0.50
NBZ-00014	90020	Cm-243/244	0.0081	0.0179	0.0056	0.0443	0.00 - 0.50
NBZ-00014	90020	Co-60	-0.0028 U	0.0157	0.0046	0.028	0.00 - 0.50
NBZ-00014	90020	Cs-134	0.0124 JSK	0.0148	0.0069	0.0864	0.00 - 0.50
NBZ-00014	90020	Cs-137	0.0883	0.0157	0.0087	0.207	0.00 - 0.50

Table A.2
Analytical Results Summary
Northern Buffer Zone, Round 1

Sample Location	Sample ID	Analyte Name	Activity	MDC	TPU	RTL	Sample Depth (feet bgs)
NBZ-00014	90020	Eu-152	0.0151 U	0.0436	0.0153	0.0566	0.00 - 0.50
NBZ-00014	90020	Eu-154	-0.0158 U	0.0875	0.031	0.15	0.00 - 0.50
NBZ-00014	90020	Eu-155	0.022 U	0.0618	0.0187	0.231	0.00 - 0.50
NBZ-00014	90020	Ho-166m	0.0049 U	0.0245	0.0072	0.0432	0.00 - 0.50
NBZ-00014	90020	K-40	20.7	0.116	1.19	32.4	0.00 - 0.50
NBZ-00014	90020	Na-22	-0.0012 U	0.0188	0.0055	0.037	0.00 - 0.50
NBZ-00014	90020	Nb-94	-0.0004 U	0.0139	0.0041	0.0214	0.00 - 0.50
NBZ-00014	90020	Np-236	-0.0124 U	0.0326	0.0101	0.047	0.00 - 0.50
NBZ-00014	90020	Np-239	0.0043 U	0.118	0.0353	0.139	0.00 - 0.50
NBZ-00014	90020	Pa-231	-0.183 U	0.726	0.225	0.936	0.00 - 0.50
NBZ-00014	90020	Pb-212	1.07	0.0291	0.0681	2.69	0.00 - 0.50
NBZ-00014	90020	Pb-214	0.99	0.0308	0.049	1.7	0.00 - 0.50
NBZ-00014	90020	Pu-238	-0.0019 U	0.0221	0.0044	0.0415	0.00 - 0.50
NBZ-00014	90020	Pu-239/240	-0.0029 U	0.0257	0.0054	0.0404	0.00 - 0.50
NBZ-00014	90020	Sb-125	0.0009 U	0.0397	0.0121	0.354	0.00 - 0.50
NBZ-00014	90020	Sn-126	-0.01 U	0.0148	0.0051	0.0237	0.00 - 0.50
NBZ-00014	90020	Sr-90	0.0463 U	0.136	0.0401	0.485	0.00 - 0.50
NBZ-00014	90020	Th-228	0.862	0.0751	0.0958	3.98	0.00 - 0.50
NBZ-00014	90020	Th-229	0.047	0.0576	0.0223	0.145	0.00 - 0.50
NBZ-00014	90020	Th-230	0.594	0.102	0.0786	2.2	0.00 - 0.50
NBZ-00014	90020	Th-232	0.927	0.0573	0.098	3.1	0.00 - 0.50
NBZ-00014	90020	Th-234	1.13	0.262	0.132	3.19	0.00 - 0.50
NBZ-00014	90020	Tl-208	0.349	0.0147	0.0211	0.937	0.00 - 0.50
NBZ-00014	90020	Tm-171	3.51 U	11	3.93	72.4	0.00 - 0.50
NBZ-00014	90020	U-233/234	0.783	0.087	0.106	2.02	0.00 - 0.50
NBZ-00014	90020	U-235/236	0.0865	0.0757	0.0353	0.151	0.00 - 0.50
NBZ-00014	90020	U-238	0.675	0.0612	0.0953	1.8	0.00 - 0.50
NBZ-00015	90022	Ac-227	-0.0077 U	0.188	0.0572	0.217	0.00 - 0.50
NBZ-00015	90022	Am-241	0.0068	0.0132	0.0044	0.0454	0.00 - 0.50
NBZ-00015	90022	Bi-212	0.98	0.126	0.078	2.15	0.00 - 0.50
NBZ-00015	90022	Bi-214	1.1	0.0293	0.0501	1.59	0.00 - 0.50
NBZ-00015	90022	Cd-113m	8.52 U	127	39.8	3030	0.00 - 0.50
NBZ-00015	90022	Cm-243/244	-0.0031 U	0.0284	0.0065	0.0443	0.00 - 0.50

Table A.2
Analytical Results Summary
Northern Buffer Zone, Round 1

Sample Location	Sample ID	Analyte Name	Activity	MDC	TPU	RTL	Sample Depth (feet bgs)
NBZ-00015	90022	Co-60	-0.0015 UJ	0.0165	0.005	0.028	0.00 - 0.50
NBZ-00015	90022	Cs-134	0.0019 U	0.0145	0.005	0.0864	0.00 - 0.50
NBZ-00015	90022	Cs-137	0.0279 J	0.0187	0.0089	0.207	0.00 - 0.50
NBZ-00015	90022	Eu-152	-0.0346 U	0.0443	0.0173	0.0566	0.00 - 0.50
NBZ-00015	90022	Eu-154	-0.0165 U	0.0893	0.0267	0.15	0.00 - 0.50
NBZ-00015	90022	Eu-155	0.0603 JS	0.0637	0.0257	0.231	0.00 - 0.50
NBZ-00015	90022	Ho-166m	0.0066 U	0.0256	0.0077	0.0432	0.00 - 0.50
NBZ-00015	90022	K-40	21.7	0.135	1.29	32.4	0.00 - 0.50
NBZ-00015	90022	Na-22	-0.0103 U	0.0188	0.007	0.037	0.00 - 0.50
NBZ-00015	90022	Nb-94	0.0067 U	0.0147	0.0046	0.0214	0.00 - 0.50
NBZ-00015	90022	Np-236	-0.007 U	0.0362	0.0116	0.047	0.00 - 0.50
NBZ-00015	90022	Np-239	-0.016 U	0.126	0.0384	0.139	0.00 - 0.50
NBZ-00015	90022	Pa-231	-0.0008 U	0.78	0.237	0.936	0.00 - 0.50
NBZ-00015	90022	Pb-212	1.65	0.0317	0.1	2.69	0.00 - 0.50
NBZ-00015	90022	Pb-214	1.25	0.0322	0.0607	1.7	0.00 - 0.50
NBZ-00015	90022	Pu-238	0.0007 U	0.015	0.0029	0.0415	0.00 - 0.50
NBZ-00015	90022	Pu-239/240	0.0124	0.015	0.006	0.0404	0.00 - 0.50
NBZ-00015	90022	Sb-125	-0.0083 U	0.0429	0.0128	0.354	0.00 - 0.50
NBZ-00015	90022	Sn-126	-0.0055 U	0.0161	0.0051	0.0237	0.00 - 0.50
NBZ-00015	90022	Sr-90	0.0918	0.112	0.0381	0.485	0.00 - 0.50
NBZ-00015	90022	Th-228	1.52 L	0.0975	0.129	3.98	0.00 - 0.50
NBZ-00015	90022	Th-229	0.0543 L	0.063	0.0236	0.145	0.00 - 0.50
NBZ-00015	90022	Th-230	0.967 L	0.0729	0.0954	2.2	0.00 - 0.50
NBZ-00015	90022	Th-232	1.25 L	0.0183	0.111	3.1	0.00 - 0.50
NBZ-00015	90022	Th-234	1.6	0.287	0.155	3.19	0.00 - 0.50
NBZ-00015	90022	Tl-208	0.481	0.0158	0.0271	0.937	0.00 - 0.50
NBZ-00015	90022	Tm-171	-4.44 U	11	4.03	72.4	0.00 - 0.50
NBZ-00015	90022	U-233/234	1.06	0.0574	0.104	2.02	0.00 - 0.50
NBZ-00015	90022	U-235/236	0.0297	0.0514	0.0174	0.151	0.00 - 0.50
NBZ-00015	90022	U-238	1.16	0.0529	0.111	1.8	0.00 - 0.50
NBZ-00016	90024	Ac-227	0.0377 U	0.198	0.0616	0.217	0.00 - 0.50
NBZ-00016	90024	Am-241	0.0094	0.014	0.0052	0.0454	0.00 - 0.50
NBZ-00016	90024	Bi-212	0.897	0.127	0.0764	2.15	0.00 - 0.50

Table A.2
Analytical Results Summary
Northern Buffer Zone, Round 1

Sample Location	Sample ID	Analyte Name	Activity	MDC	TPU	RTL	Sample Depth (feet bgs)
NBZ-00016	90024	Bi-214	1.28	0.0305	0.0587	1.59	0.00 - 0.50
NBZ-00016	90024	Cd-113m	-8.73 U	130	40.3	3030	0.00 - 0.50
NBZ-00016	90024	Cm-243/244	-0.0029 U	0.0257	0.0054	0.0443	0.00 - 0.50
NBZ-00016	90024	Co-60	-0.0028 U	0.0173	0.0051	0.028	0.00 - 0.50
NBZ-00016	90024	Cs-134	0.0023 U	0.0153	0.0053	0.0864	0.00 - 0.50
NBZ-00016	90024	Cs-137	0.101	0.0188	0.0099	0.207	0.00 - 0.50
NBZ-00016	90024	Eu-152	-0.0056 U	0.0483	0.0153	0.0566	0.00 - 0.50
NBZ-00016	90024	Eu-154	0.042 U	0.0952	0.0327	0.15	0.00 - 0.50
NBZ-00016	90024	Eu-155	0.0559 JSK	0.0691	0.024	0.231	0.00 - 0.50
NBZ-00016	90024	Ho-166m	-0.0006 U	0.0266	0.0077	0.0432	0.00 - 0.50
NBZ-00016	90024	K-40	19.8	0.141	1.07	32.4	0.00 - 0.50
NBZ-00016	90024	Na-22	-0.0084 U	0.0191	0.006	0.037	0.00 - 0.50
NBZ-00016	90024	Nb-94	0.0137 JSK	0.0161	0.0055	0.0214	0.00 - 0.50
NBZ-00016	90024	Np-236	-0.0252 U J	0.0363	0.0125	0.047	0.00 - 0.50
NBZ-00016	90024	Np-239	0.0169 U	0.13	0.0401	0.139	0.00 - 0.50
NBZ-00016	90024	Pa-231	0.328 U	0.836	0.251	0.936	0.00 - 0.50
NBZ-00016	90024	Pb-212	1.46	0.0329	0.0831	2.69	0.00 - 0.50
NBZ-00016	90024	Pb-214	1.44	0.0348	0.0658	1.7	0.00 - 0.50
NBZ-00016	90024	Pu-238	0.0035	0.0095	0.0035	0.0415	0.00 - 0.50
NBZ-00016	90024	Pu-239/240	0.0185	0.0224	0.009	0.0404	0.00 - 0.50
NBZ-00016	90024	Sb-125	0.0255 JSK	0.0456	0.0144	0.354	0.00 - 0.50
NBZ-00016	90024	Sn-126	-0.0003 U	0.0161	0.0046	0.0237	0.00 - 0.50
NBZ-00016	90024	Sr-90	0.0958 U	0.219	0.0668	0.485	0.00 - 0.50
NBZ-00016	90024	Th-228	1.24	0.096	0.113	3.98	0.00 - 0.50
NBZ-00016	90024	Th-229	0.0264 U	0.0867	0.0248	0.145	0.00 - 0.50
NBZ-00016	90024	Th-230	1.11	0.093	0.104	2.2	0.00 - 0.50
NBZ-00016	90024	Th-232	1.07	0.0484	0.0996	3.1	0.00 - 0.50
NBZ-00016	90024	Th-234	2.24	0.294	0.194	3.19	0.00 - 0.50
NBZ-00016	90024	Tl-208	0.426	0.0171	0.0251	0.937	0.00 - 0.50
NBZ-00016	90024	Tm-171	-2.34 U	13.3	4.35	72.4	0.00 - 0.50
NBZ-00016	90024	U-233/234	1.88	0.0422	0.151	2.02	0.00 - 0.50
NBZ-00016	90024	U-235/236	0.0899	0.0331	0.0231	0.151	0.00 - 0.50
NBZ-00016	90024	U-238	1.91	0.0268	0.153	1.8	0.00 - 0.50

Table A.2
Analytical Results Summary
Northern Buffer Zone, Round 1

Sample Location	Sample ID	Analyte Name	Activity	MDC	TPU	RTL	Sample Depth (feet bgs)
NBZ-00016	90025	Ac-227	-0.0239 U	0.214	0.0656	0.217	1.00 - 1.80
NBZ-00016	90025	Am-241	0.0065	0.0182	0.0054	0.0454	1.00 - 1.80
NBZ-00016	90025	Bi-212	0.884	0.133	0.0798	2.15	1.00 - 1.80
NBZ-00016	90025	Bi-214	1.16	0.0319	0.0543	1.59	1.00 - 1.80
NBZ-00016	90025	Cd-113m	35.7 U	144	50.4	3030	1.00 - 1.80
NBZ-00016	90025	Cm-243/244	0.0089 U	0.0287	0.0081	0.0443	1.00 - 1.80
NBZ-00016	90025	Co-60	0 U	0.0173	0.0051	0.028	1.00 - 1.80
NBZ-00016	90025	Cs-134	0.0011 U	0.0156	0.0054	0.0864	1.00 - 1.80
NBZ-00016	90025	Cs-137	0.0397	0.0166	0.0069	0.207	1.00 - 1.80
NBZ-00016	90025	Eu-152	-0.0294 U	0.0517	0.02	0.0566	1.00 - 1.80
NBZ-00016	90025	Eu-154	0.0148 U	0.0962	0.0324	0.15	1.00 - 1.80
NBZ-00016	90025	Eu-155	0.0824 SK	0.079	0.0278	0.231	1.00 - 1.80
NBZ-00016	90025	Ho-166m	-0.001 U	0.0267	0.008	0.0432	1.00 - 1.80
NBZ-00016	90025	K-40	22.6	0.145	1.26	32.4	1.00 - 1.80
NBZ-00016	90025	Na-22	0.0006 U	0.0205	0.0071	0.037	1.00 - 1.80
NBZ-00016	90025	Nb-94	0.0063 U	0.0156	0.0048	0.0214	1.00 - 1.80
NBZ-00016	90025	Np-236	-0.0127 U	0.0432	0.0137	0.047	1.00 - 1.80
NBZ-00016	90025	Np-239	-0.102 U J	0.142	0.0501	0.139	1.00 - 1.80
NBZ-00016	90025	Pa-231	-0.232 U	0.906	0.308	0.936	1.00 - 1.80
NBZ-00016	90025	Pb-212	1.48	0.0371	0.0884	2.69	1.00 - 1.80
NBZ-00016	90025	Pb-214	1.35	0.0372	0.0632	1.7	1.00 - 1.80
NBZ-00016	90025	Pu-238	0.0006 U	0.0139	0.0027	0.0415	1.00 - 1.80
NBZ-00016	90025	Pu-239/240	0.0006 U	0.0139	0.0027	0.0404	1.00 - 1.80
NBZ-00016	90025	Sb-125	-0.0049 U	0.048	0.0142	0.354	1.00 - 1.80
NBZ-00016	90025	Sn-126	0.0051 U	0.0176	0.0053	0.0237	1.00 - 1.80
NBZ-00016	90025	Sr-90	0.0285 U	0.211	0.0599	0.485	1.00 - 1.80
NBZ-00016	90025	Th-228	1.2	0.0951	0.108	3.98	1.00 - 1.80
NBZ-00016	90025	Th-229	0.0308 U	0.0807	0.0239	0.145	1.00 - 1.80
NBZ-00016	90025	Th-230	0.939	0.0452	0.0891	2.2	1.00 - 1.80
NBZ-00016	90025	Th-232	1.08	0.0451	0.0971	3.1	1.00 - 1.80
NBZ-00016	90025	Th-234	2.19	0.354	0.213	3.19	1.00 - 1.80
NBZ-00016	90025	Tl-208	0.441	0.0179	0.0258	0.937	1.00 - 1.80
NBZ-00016	90025	Tm-171	-9.82 U	17	6.19	72.4	1.00 - 1.80

Table A.2
Analytical Results Summary
Northern Buffer Zone, Round 1

Sample Location	Sample ID	Analyte Name	Activity	MDC	TPU	RTL	Sample Depth (feet bgs)
NBZ-00016	90025	U-233/234	1.19	0.109	0.121	2.02	1.00 - 1.80
NBZ-00016	90025	U-235/236	0.027	0.0599	0.0188	0.151	1.00 - 1.80
NBZ-00016	90025	U-238	1.32	0.0485	0.127	1.8	1.00 - 1.80
NBZ-00017	90026	Ac-227	-0.0905 U	0.201	0.0719	0.217	0.00 - 0.50
NBZ-00017	90026	Am-241	0.0042 U	0.02	0.0053	0.0454	0.00 - 0.50
NBZ-00017	90026	Bi-212	0.864	0.154	0.0922	2.15	0.00 - 0.50
NBZ-00017	90026	Bi-214	1.2	0.0363	0.0569	1.59	0.00 - 0.50
NBZ-00017	90026	Cd-113m	12.2 U	132	44	3030	0.00 - 0.50
NBZ-00017	90026	Cm-243/244	-0.0067 U	0.0317	0.0071	0.0443	0.00 - 0.50
NBZ-00017	90026	Co-60	-0.0047 U	0.0198	0.006	0.028	0.00 - 0.50
NBZ-00017	90026	Cs-134	0.0093 JSK	0.0182	0.0063	0.0864	0.00 - 0.50
NBZ-00017	90026	Cs-137	0.142	0.019	0.0125	0.207	0.00 - 0.50
NBZ-00017	90026	Eu-152	0.0015 U	0.0531	0.018	0.0566	0.00 - 0.50
NBZ-00017	90026	Eu-154	-0.0867 U J	0.113	0.04	0.15	0.00 - 0.50
NBZ-00017	90026	Eu-155	0.121 SK	0.0702	0.0271	0.231	0.00 - 0.50
NBZ-00017	90026	Ho-166m	0.0064 U	0.0321	0.0094	0.0432	0.00 - 0.50
NBZ-00017	90026	K-40	18.7	0.172	1.03	32.4	0.00 - 0.50
NBZ-00017	90026	Na-22	-0.0034 U	0.0237	0.0071	0.037	0.00 - 0.50
NBZ-00017	90026	Nb-94	0.0034 U	0.0184	0.0054	0.0214	0.00 - 0.50
NBZ-00017	90026	Np-236	-0.0097 U	0.0383	0.0119	0.047	0.00 - 0.50
NBZ-00017	90026	Np-239	-0.0511 U	0.134	0.0415	0.139	0.00 - 0.50
NBZ-00017	90026	Pa-231	0.532 J	0.908	0.291	0.936	0.00 - 0.50
NBZ-00017	90026	Pb-212	1.41	0.0336	0.0818	2.69	0.00 - 0.50
NBZ-00017	90026	Pb-214	1.35	0.0373	0.0644	1.7	0.00 - 0.50
NBZ-00017	90026	Pu-238	-0.0045 U	0.0238	0.0042	0.0415	0.00 - 0.50
NBZ-00017	90026	Pu-239/240	0.0087 U	0.0277	0.0079	0.0404	0.00 - 0.50
NBZ-00017	90026	Sb-125	-0.0006 U	0.0513	0.0155	0.354	0.00 - 0.50
NBZ-00017	90026	Sn-126	0.0049 U	0.0205	0.006	0.0237	0.00 - 0.50
NBZ-00017	90026	Sr-90	0.231	0.18	0.0678	0.485	0.00 - 0.50
NBZ-00017	90026	Th-228	1.46	0.0864	0.142	3.98	0.00 - 0.50
NBZ-00017	90026	Th-229	0.009 U	0.127	0.0325	0.145	0.00 - 0.50
NBZ-00017	90026	Th-230	0.855	0.0662	0.0997	2.2	0.00 - 0.50
NBZ-00017	90026	Th-232	0.834	0.0243	0.0974	3.1	0.00 - 0.50

Table A.2
Analytical Results Summary
Northern Buffer Zone, Round 1

Sample Location	Sample ID	Analyte Name	Activity	MDC	TPU	RTL	Sample Depth (feet bgs)
NBZ-00017	90026	Th-234	2.94	0.319	0.218	3.19	0.00 - 0.50
NBZ-00017	90026	Tl-208	0.452	0.0184	0.027	0.937	0.00 - 0.50
NBZ-00017	90026	Tm-171	-1.13 U	12.9	4.3	72.4	0.00 - 0.50
NBZ-00017	90026	U-233/234	2.4	0.0953	0.228	2.02	0.00 - 0.50
NBZ-00017	90026	U-235/236	0.0973	0.0293	0.0332	0.151	0.00 - 0.50
NBZ-00017	90026	U-238	2.43	0.0557	0.229	1.8	0.00 - 0.50
NBZ-00017	90027	Ac-227	-0.0529 U	0.205	0.063	0.217	1.00 - 2.55
NBZ-00017	90027	Am-241	-0.0039 U	0.0304	0.0054	0.0454	1.00 - 2.55
NBZ-00017	90027	Bi-212	0.71	0.141	0.0907	2.15	1.00 - 2.55
NBZ-00017	90027	Bi-214	1.07	0.0318	0.0523	1.59	1.00 - 2.55
NBZ-00017	90027	Cd-113m	-71.9 U	135	47.8	3030	1.00 - 2.55
NBZ-00017	90027	Cm-243/244	0.0062 U	0.0304	0.0079	0.0443	1.00 - 2.55
NBZ-00017	90027	Co-60	-0.0002 U	0.0182	0.0053	0.028	1.00 - 2.55
NBZ-00017	90027	Cs-134	-0.0045 U	0.015	0.0053	0.0864	1.00 - 2.55
NBZ-00017	90027	Cs-137	0.0352	0.0193	0.0071	0.207	1.00 - 2.55
NBZ-00017	90027	Eu-152	-0.008 U	0.0511	0.017	0.0566	1.00 - 2.55
NBZ-00017	90027	Eu-154	-0.0441 U	0.105	0.033	0.15	1.00 - 2.55
NBZ-00017	90027	Eu-155	0.0403 JSK	0.073	0.0243	0.231	1.00 - 2.55
NBZ-00017	90027	Ho-166m	-0.0229 U J	0.0268	0.01	0.0432	1.00 - 2.55
NBZ-00017	90027	K-40	18.8	0.146	1.02	32.4	1.00 - 2.55
NBZ-00017	90027	Na-22	-0.01 U	0.0218	0.007	0.037	1.00 - 2.55
NBZ-00017	90027	Nb-94	0.0022 U	0.0161	0.0048	0.0214	1.00 - 2.55
NBZ-00017	90027	Np-236	-0.0071 U	0.0387	0.0122	0.047	1.00 - 2.55
NBZ-00017	90027	Np-239	-0.0372 U	0.14	0.043	0.139	1.00 - 2.55
NBZ-00017	90027	Pa-231	0.269 U	0.875	0.267	0.936	1.00 - 2.55
NBZ-00017	90027	Pb-212	1.34	0.0348	0.0805	2.69	1.00 - 2.55
NBZ-00017	90027	Pb-214	1.17	0.0365	0.0548	1.7	1.00 - 2.55
NBZ-00017	90027	Pu-238	-0.0015 U	0.0134	0.0026	0.0415	1.00 - 2.55
NBZ-00017	90027	Pu-239/240	0.0042	0.0057	0.003	0.0404	1.00 - 2.55
NBZ-00017	90027	Sb-125	-0.0062 U	0.0462	0.0143	0.354	1.00 - 2.55
NBZ-00017	90027	Sn-126	0.0029 U	0.0175	0.0052	0.0237	1.00 - 2.55
NBZ-00017	90027	Sr-90	-0.0426 U	0.208	0.0544	0.485	1.00 - 2.55
NBZ-00017	90027	Th-228	0.622	0.115	0.0782	3.98	1.00 - 2.55

Table A.2
Analytical Results Summary
Northern Buffer Zone, Round 1

Sample Location	Sample ID	Analyte Name	Activity	MDC	TPU	RTL	Sample Depth (feet bgs)
NBZ-00017	90027	Th-229	0.0134 U	0.0807	0.0212	0.145	1.00 - 2.55
NBZ-00017	90027	Th-230	0.576	0.117	0.0747	2.2	1.00 - 2.55
NBZ-00017	90027	Th-232	0.808	0.0492	0.0842	3.1	1.00 - 2.55
NBZ-00017	90027	Th-234	1.61	0.317	0.177	3.19	1.00 - 2.55
NBZ-00017	90027	Tl-208	0.423	0.0172	0.0258	0.937	1.00 - 2.55
NBZ-00017	90027	Tm-171	-6.99 U	15.6	5.65	72.4	1.00 - 2.55
NBZ-00017	90027	U-233/234	0.542	0.0666	0.0615	2.02	1.00 - 2.55
NBZ-00017	90027	U-235/236	0.0161 U	0.0519	0.0147	0.151	1.00 - 2.55
NBZ-00017	90027	U-238	0.714	0.033	0.0719	1.8	1.00 - 2.55
NBZ-00018	90028	Ac-227	-0.11 U	0.208	0.068	0.217	0.00 - 0.50
NBZ-00018	90028	Am-241	0.0036 U	0.0176	0.0044	0.0454	0.00 - 0.50
NBZ-00018	90028	Bi-212	0.964	0.132	0.0907	2.15	0.00 - 0.50
NBZ-00018	90028	Bi-214	1.12	0.0305	0.0524	1.59	0.00 - 0.50
NBZ-00018	90028	Cd-113m	-57.8 U	139	45.4	3030	0.00 - 0.50
NBZ-00018	90028	Cm-243/244	0.0043 U	0.0219	0.0056	0.0443	0.00 - 0.50
NBZ-00018	90028	Co-60	-0.0002 U	0.0182	0.0052	0.028	0.00 - 0.50
NBZ-00018	90028	Cs-134	0.0031 U	0.0148	0.0049	0.0864	0.00 - 0.50
NBZ-00018	90028	Cs-137	0.0365	0.017	0.0071	0.207	0.00 - 0.50
NBZ-00018	90028	Eu-152	-0.0017 U	0.051	0.0175	0.0566	0.00 - 0.50
NBZ-00018	90028	Eu-154	-0.0045 U	0.093	0.0322	0.15	0.00 - 0.50
NBZ-00018	90028	Eu-155	0.0588 JSK	0.0796	0.028	0.231	0.00 - 0.50
NBZ-00018	90028	Ho-166m	0.0006 U	0.027	0.0079	0.0432	0.00 - 0.50
NBZ-00018	90028	K-40	20.3	0.133	1.18	32.4	0.00 - 0.50
NBZ-00018	90028	Na-22	-0.002 U	0.0205	0.0069	0.037	0.00 - 0.50
NBZ-00018	90028	Nb-94	0.0066 U	0.0157	0.0048	0.0214	0.00 - 0.50
NBZ-00018	90028	Np-236	0.0076 U	0.0422	0.0132	0.047	0.00 - 0.50
NBZ-00018	90028	Np-239	-0.0542 U	0.141	0.0441	0.139	0.00 - 0.50
NBZ-00018	90028	Pa-231	-0.196 U	0.87	0.265	0.936	0.00 - 0.50
NBZ-00018	90028	Pb-212	1.38	0.036	0.0961	2.69	0.00 - 0.50
NBZ-00018	90028	Pb-214	1.28	0.0359	0.0643	1.7	0.00 - 0.50
NBZ-00018	90028	Pu-238	-0.0016 U	0.014	0.0027	0.0415	0.00 - 0.50
NBZ-00018	90028	Pu-239/240	0.0094	0.014	0.0052	0.0404	0.00 - 0.50
NBZ-00018	90028	Sb-125	0.009 U	0.0462	0.014	0.354	0.00 - 0.50

Table A.2
Analytical Results Summary
Northern Buffer Zone, Round 1

Sample Location	Sample ID	Analyte Name	Activity	MDC	TPU	RTL	Sample Depth (feet bgs)
NBZ-00018	90028	Sn-126	-0.0023 U	0.0175	0.0052	0.0237	0.00 - 0.50
NBZ-00018	90028	Sr-90	0.116	0.19	0.0607	0.485	0.00 - 0.50
NBZ-00018	90028	Th-228	1.34	0.0914	0.115	3.98	0.00 - 0.50
NBZ-00018	90028	Th-229	0.0629	0.0585	0.0237	0.145	0.00 - 0.50
NBZ-00018	90028	Th-230	1.22	0.0583	0.106	2.2	0.00 - 0.50
NBZ-00018	90028	Th-232	1.19	0.017	0.103	3.1	0.00 - 0.50
NBZ-00018	90028	Th-234	1.94	0.344	0.219	3.19	0.00 - 0.50
NBZ-00018	90028	Tl-208	0.39	0.0178	0.0232	0.937	0.00 - 0.50
NBZ-00018	90028	Tm-171	-2.18 U	19.2	6.6	72.4	0.00 - 0.50
NBZ-00018	90028	U-233/234	1.31	0.0626	0.132	2.02	0.00 - 0.50
NBZ-00018	90028	U-235/236	0.094	0.0232	0.0291	0.151	0.00 - 0.50
NBZ-00018	90028	U-238	1.56	0.0187	0.15	1.8	0.00 - 0.50
NBZ-00018	90029	Ac-227	-0.0606 U	0.19	0.0585	0.217	0.50 - 1.00
NBZ-00018	90029	Am-241	0.0107 U	0.0449	0.0124	0.0454	0.50 - 1.00
NBZ-00018	90029	Bi-212	0.657	0.123	0.0669	2.15	0.50 - 1.00
NBZ-00018	90029	Bi-214	0.936	0.0299	0.0445	1.59	0.50 - 1.00
NBZ-00018	90029	Cd-113m	-5.95 U	126	37.4	3030	0.50 - 1.00
NBZ-00018	90029	Cm-243/244	0.0039 U	0.054	0.0139	0.0443	0.50 - 1.00
NBZ-00018	90029	Co-60	0.0061 U	0.0178	0.0052	0.028	0.50 - 1.00
NBZ-00018	90029	Cs-134	0.0166 JSK	0.0153	0.0061	0.0864	0.50 - 1.00
NBZ-00018	90029	Cs-137	0.111	0.0165	0.0103	0.207	0.50 - 1.00
NBZ-00018	90029	Eu-152	-0.0288 U	0.0459	0.0162	0.0566	0.50 - 1.00
NBZ-00018	90029	Eu-154	0.0269 U	0.0932	0.0322	0.15	0.50 - 1.00
NBZ-00018	90029	Eu-155	0.0819 SK	0.0674	0.0222	0.231	0.50 - 1.00
NBZ-00018	90029	Ho-166m	0.0144 JSK	0.0261	0.0082	0.0432	0.50 - 1.00
NBZ-00018	90029	K-40	20.7	0.128	1.21	32.4	0.50 - 1.00
NBZ-00018	90029	Na-22	-0.0152 U	0.0194	0.0079	0.037	0.50 - 1.00
NBZ-00018	90029	Nb-94	0.0079 JSK	0.0146	0.0046	0.0214	0.50 - 1.00
NBZ-00018	90029	Np-236	0.0016 U	0.037	0.0113	0.047	0.50 - 1.00
NBZ-00018	90029	Np-239	0.0247 U	0.128	0.0377	0.139	0.50 - 1.00
NBZ-00018	90029	Pa-231	-0.11 U	0.794	0.246	0.936	0.50 - 1.00
NBZ-00018	90029	Pb-212	1.21	0.032	0.0808	2.69	0.50 - 1.00
NBZ-00018	90029	Pb-214	1.09	0.0321	0.0539	1.7	0.50 - 1.00

Table A.2
Analytical Results Summary
Northern Buffer Zone, Round 1

Sample Location	Sample ID	Analyte Name	Activity	MDC	TPU	RTL	Sample Depth (feet bgs)
NBZ-00018	90029	Pu-238	0.0048	0.0134	0.0039	0.0415	0.50 - 1.00
NBZ-00018	90029	Pu-239/240	0.0069	0.0134	0.0045	0.0404	0.50 - 1.00
NBZ-00018	90029	Sb-125	0.0066 U	0.0425	0.0128	0.354	0.50 - 1.00
NBZ-00018	90029	Sn-126	0.0112 J	0.017	0.0055	0.0237	0.50 - 1.00
NBZ-00018	90029	Sr-90	0.0147 U	0.213	0.0593	0.485	0.50 - 1.00
NBZ-00018	90029	Th-228	1.02	0.0607	0.0965	3.98	0.50 - 1.00
NBZ-00018	90029	Th-229	0.0191 U	0.0763	0.0211	0.145	0.50 - 1.00
NBZ-00018	90029	Th-230	1.03	0.0589	0.0959	2.2	0.50 - 1.00
NBZ-00018	90029	Th-232	0.96	0.0759	0.0925	3.1	0.50 - 1.00
NBZ-00018	90029	Th-234	1.29	0.302	0.155	3.19	0.50 - 1.00
NBZ-00018	90029	Tl-208	0.348	0.0159	0.0206	0.937	0.50 - 1.00
NBZ-00018	90029	Tm-171	-6.52 U	14.9	5.31	72.4	0.50 - 1.00
NBZ-00018	90029	U-233/234	1.06	0.0582	0.111	2.02	0.50 - 1.00
NBZ-00018	90029	U-235/236	0.0419	0.0506	0.0205	0.151	0.50 - 1.00
NBZ-00018	90029	U-238	1.08	0.0174	0.112	1.8	0.50 - 1.00
NBZ-00019	90030	Ac-227	-0.0032 U	0.179	0.0523	0.217	0.00 - 0.50
NBZ-00019	90030	Am-241	0.013	0.0288	0.009	0.0454	0.00 - 0.50
NBZ-00019	90030	Bi-212	0.767	0.12	0.0659	2.15	0.00 - 0.50
NBZ-00019	90030	Bi-214	1.13	0.0285	0.0521	1.59	0.00 - 0.50
NBZ-00019	90030	Cd-113m	56.1 U	116	38.1	3030	0.00 - 0.50
NBZ-00019	90030	Cm-243/244	-0.0032 UJ	0.0366	0.0074	0.0443	0.00 - 0.50
NBZ-00019	90030	Co-60	-0.0002 UJ	0.0163	0.0049	0.028	0.00 - 0.50
NBZ-00019	90030	Cs-134	0.0051 U	0.0136	0.0048	0.0864	0.00 - 0.50
NBZ-00019	90030	Cs-137	0.0697	0.0153	0.0073	0.207	0.00 - 0.50
NBZ-00019	90030	Eu-152	-0.0105 U	0.0428	0.013	0.0566	0.00 - 0.50
NBZ-00019	90030	Eu-154	0.0316 U	0.0895	0.0303	0.15	0.00 - 0.50
NBZ-00019	90030	Eu-155	0.0274 U	0.0621	0.0197	0.231	0.00 - 0.50
NBZ-00019	90030	Ho-166m	-0.0073 U	0.0229	0.0069	0.0432	0.00 - 0.50
NBZ-00019	90030	K-40	22.1	0.116	1.24	32.4	0.00 - 0.50
NBZ-00019	90030	Na-22	-0.0041 U	0.019	0.0058	0.037	0.00 - 0.50
NBZ-00019	90030	Nb-94	0.0132 JS	0.0145	0.0051	0.0214	0.00 - 0.50
NBZ-00019	90030	Np-236	-0.0122 U	0.0339	0.0108	0.047	0.00 - 0.50
NBZ-00019	90030	Np-239	-0.0727 U	0.117	0.0387	0.139	0.00 - 0.50

Table A.2
Analytical Results Summary
Northern Buffer Zone, Round 1

Sample Location	Sample ID	Analyte Name	Activity	MDC	TPU	RTL	Sample Depth (feet bgs)
NBZ-00019	90030	Pa-231	-0.269 U	0.723	0.223	0.936	0.00 - 0.50
NBZ-00019	90030	Pb-212	1.33	0.0299	0.0781	2.69	0.00 - 0.50
NBZ-00019	90030	Pb-214	1.27	0.031	0.0589	1.7	0.00 - 0.50
NBZ-00019	90030	Pu-238	-0.0046 U	0.0244	0.0043	0.0415	0.00 - 0.50
NBZ-00019	90030	Pu-239/240	-0.0081 U	0.0284	0.0049	0.0404	0.00 - 0.50
NBZ-00019	90030	Sb-125	0.0017 U	0.0408	0.0121	0.354	0.00 - 0.50
NBZ-00019	90030	Sn-126	0.0026 U	0.0154	0.0044	0.0237	0.00 - 0.50
NBZ-00019	90030	Sr-90	-0.053 U	0.132	0.0284	0.485	0.00 - 0.50
NBZ-00019	90030	Th-228	1.7 L	0.101	0.145	3.98	0.00 - 0.50
NBZ-00019	90030	Th-229	0.0227 UL	0.0814	0.0227	0.145	0.00 - 0.50
NBZ-00019	90030	Th-230	1.21 L	0.0906	0.116	2.2	0.00 - 0.50
NBZ-00019	90030	Th-232	1.35 L	0.0553	0.122	3.1	0.00 - 0.50
NBZ-00019	90030	Th-234	1.43 J	0.267	0.15	3.19	0.00 - 0.50
NBZ-00019	90030	Tl-208	0.42	0.0143	0.0239	0.937	0.00 - 0.50
NBZ-00019	90030	Tm-171	-3.53 U	11.3	3.89	72.4	0.00 - 0.50
NBZ-00019	90030	U-233/234	1.04	0.0572	0.105	2.02	0.00 - 0.50
NBZ-00019	90030	U-235/236	0.0442	0.0449	0.0195	0.151	0.00 - 0.50
NBZ-00019	90030	U-238	0.932	0.045	0.0966	1.8	0.00 - 0.50
NBZ-00019	90031	Ac-227	-0.0641 U	0.195	0.06	0.217	1.00 - 5.00
NBZ-00019	90031	Am-241	0.0031 U	0.0154	0.0039	0.0454	1.00 - 5.00
NBZ-00019	90031	Bi-212	0.973	0.134	0.0812	2.15	1.00 - 5.00
NBZ-00019	90031	Bi-214	1.19	0.0314	0.0563	1.59	1.00 - 5.00
NBZ-00019	90031	Cd-113m	4.37 U	128	40.4	3030	1.00 - 5.00
NBZ-00019	90031	Cm-243/244	-0.0026 U	0.0229	0.0049	0.0443	1.00 - 5.00
NBZ-00019	90031	Co-60	-0.0014 UJ	0.0195	0.0058	0.028	1.00 - 5.00
NBZ-00019	90031	Cs-134	-0.0013 U	0.0152	0.0052	0.0864	1.00 - 5.00
NBZ-00019	90031	Cs-137	-0.0035 U	0.0181	0.0063	0.207	1.00 - 5.00
NBZ-00019	90031	Eu-152	-0.0236 U	0.0493	0.016	0.0566	1.00 - 5.00
NBZ-00019	90031	Eu-154	-0.0504 U	0.103	0.033	0.15	1.00 - 5.00
NBZ-00019	90031	Eu-155	0.0444 JS	0.0695	0.0231	0.231	1.00 - 5.00
NBZ-00019	90031	Ho-166m	0.0193 JS	0.0292	0.0095	0.0432	1.00 - 5.00
NBZ-00019	90031	K-40	22	0.146	1.35	32.4	1.00 - 5.00
NBZ-00019	90031	Na-22	-0.01 U	0.0221	0.0072	0.037	1.00 - 5.00

Table A.2
Analytical Results Summary
Northern Buffer Zone, Round 1

Sample Location	Sample ID	Analyte Name	Activity	MDC	TPU	RTL	Sample Depth (feet bgs)
NBZ-00019	90031	Nb-94	0.0137 JS	0.0168	0.0057	0.0214	1.00 - 5.00
NBZ-00019	90031	Np-236	-0.0039 U	0.0369	0.0112	0.047	1.00 - 5.00
NBZ-00019	90031	Np-239	0.012 U	0.133	0.0389	0.139	1.00 - 5.00
NBZ-00019	90031	Pa-231	-0.026 U	0.802	0.245	0.936	1.00 - 5.00
NBZ-00019	90031	Pb-212	1.4	0.0328	0.0841	2.69	1.00 - 5.00
NBZ-00019	90031	Pb-214	1.27	0.0349	0.0605	1.7	1.00 - 5.00
NBZ-00019	90031	Pu-238	-0.0024 U	0.0184	0.0033	0.0415	1.00 - 5.00
NBZ-00019	90031	Pu-239/240	-0.0024 U	0.0184	0.0033	0.0404	1.00 - 5.00
NBZ-00019	90031	Sb-125	0.0092 U	0.0455	0.0138	0.354	1.00 - 5.00
NBZ-00019	90031	Sn-126	-0.0015 U	0.0177	0.0053	0.0237	1.00 - 5.00
NBZ-00019	90031	Sr-90	0.0376 U	0.196	0.0563	0.485	1.00 - 5.00
NBZ-00019	90031	Th-228	1.21 L	0.103	0.106	3.98	1.00 - 5.00
NBZ-00019	90031	Th-229	0.0348 L	0.076	0.0233	0.145	1.00 - 5.00
NBZ-00019	90031	Th-230	1.17 L	0.0695	0.101	2.2	1.00 - 5.00
NBZ-00019	90031	Th-232	1.22 L	0.0156	0.102	3.1	1.00 - 5.00
NBZ-00019	90031	Th-234	1.6 J	0.302	0.162	3.19	1.00 - 5.00
NBZ-00019	90031	Tl-208	0.393	0.0172	0.0235	0.937	1.00 - 5.00
NBZ-00019	90031	Tm-171	-4.14 U	14.5	4.89	72.4	1.00 - 5.00
NBZ-00019	90031	U-233/234	1.04	0.15	0.119	2.02	1.00 - 5.00
NBZ-00019	90031	U-235/236	0.0617	0.0239	0.0237	0.151	1.00 - 5.00
NBZ-00019	90031	U-238	0.934	0.0193	0.104	1.8	1.00 - 5.00
NBZ-00020	90032	Ac-227	-0.014 U	0.237	0.0702	0.217	0.00 - 0.50
NBZ-00020	90032	Am-241	0.0273 U	0.0683	0.0204	0.0454	0.00 - 0.50
NBZ-00020	90032R	Am-241	0 U	0.0136	0.00369	0.0454	0.00 - 0.50
NBZ-00020	90032	Bi-212	0.787	0.175	0.107	2.15	0.00 - 0.50
NBZ-00020	90032	Bi-214	0.91	0.0442	0.0483	1.59	0.00 - 0.50
NBZ-00020	90032	Cd-113m	94.3 J	161	51.5	3030	0.00 - 0.50
NBZ-00020	90032	Cm-243/244	-0.0066 U	0.0789	0.0185	0.0443	0.00 - 0.50
NBZ-00020	90032	Co-60	-0.0097 U	0.0234	0.0075	0.028	0.00 - 0.50
NBZ-00020	90032	Cs-134	0.0079 U	0.0212	0.0072	0.0864	0.00 - 0.50
NBZ-00020	90032	Cs-137	0.0876	0.0247	0.0143	0.207	0.00 - 0.50
NBZ-00020	90032	Eu-152	-0.0158 U	0.0594	0.0199	0.0566	0.00 - 0.50
NBZ-00020	90032	Eu-154	-0.0539 U	0.14	0.0436	0.15	0.00 - 0.50

Table A.2
Analytical Results Summary
Northern Buffer Zone, Round 1

Sample Location	Sample ID	Analyte Name	Activity	MDC	TPU	RTL	Sample Depth (feet bgs)
NBZ-00020	90032	Eu-155	0.0781 SK	0.0728	0.0248	0.231	0.00 - 0.50
NBZ-00020	90032	Ho-166m	0.0093 U	0.038	0.0112	0.0432	0.00 - 0.50
NBZ-00020	90032	K-40	21.1	0.181	1.21	32.4	0.00 - 0.50
NBZ-00020	90032	Na-22	-0.0091 U	0.029	0.009	0.037	0.00 - 0.50
NBZ-00020	90032	Nb-94	0.0139 JSK	0.0225	0.0072	0.0214	0.00 - 0.50
NBZ-00020	90032	Np-236	-0.0018 U	0.0408	0.0125	0.047	0.00 - 0.50
NBZ-00020	90032	Np-239	-0.0069 U	0.156	0.0459	0.139	0.00 - 0.50
NBZ-00020	90032	Pa-231	-0.0937 U	0.995	0.308	0.936	0.00 - 0.50
NBZ-00020	90032	Pb-212	1.2	0.0394	0.0717	2.69	0.00 - 0.50
NBZ-00020	90032	Pb-214	0.969	0.0426	0.05	1.7	0.00 - 0.50
NBZ-00020	90032	Pu-238	0.0057 U	0.0177	0.005	0.0415	0.00 - 0.50
NBZ-00020	90032	Pu-239/240	0.0025 U	0.0225	0.0055	0.0404	0.00 - 0.50
NBZ-00020	90032	Sb-125	0.0071 U	0.0575	0.0174	0.354	0.00 - 0.50
NBZ-00020	90032	Sn-126	0.0084 U	0.0246	0.0074	0.0237	0.00 - 0.50
NBZ-00020	90032	Sr-90	0.0003 U	0.156	0.042	0.485	0.00 - 0.50
NBZ-00020	90032	Th-228	1.24 L	0.0821	0.117	3.98	0.00 - 0.50
NBZ-00020	90032	Th-229	-0.0075 UL	0.124	0.0307	0.145	0.00 - 0.50
NBZ-00020	90032	Th-230	0.854 L	0.08	0.0925	2.2	0.00 - 0.50
NBZ-00020	90032	Th-232	1.28 L	0.0688	0.118	3.1	0.00 - 0.50
NBZ-00020	90032	Th-234	1.49	0.318	0.174	3.19	0.00 - 0.50
NBZ-00020	90032	Tl-208	0.373	0.0221	0.0257	0.937	0.00 - 0.50
NBZ-00020	90032	Tm-171	6.19 U	13.4	4.65	72.4	0.00 - 0.50
NBZ-00020	90032	U-233/234	1.28	0.146	0.146	2.02	0.00 - 0.50
NBZ-00020	90032	U-235/236	0.089	0.125	0.0431	0.151	0.00 - 0.50
NBZ-00020	90032	U-238	1.45	0.0787	0.156	1.8	0.00 - 0.50
NBZ-00020	90033	Ac-227	0.0045 U	0.187	0.0551	0.217	1.00 - 4.00
NBZ-00020	90033	Am-241	0.005 U	0.0155	0.0044	0.0454	1.00 - 4.00
NBZ-00020	90033	Bi-212	0.881	0.135	0.0791	2.15	1.00 - 4.00
NBZ-00020	90033	Bi-214	1.16	0.0304	0.0543	1.59	1.00 - 4.00
NBZ-00020	90033	Cd-113m	6.78 U	122	38.6	3030	1.00 - 4.00
NBZ-00020	90033	Cm-243/244	-0.0075 U	0.0333	0.0076	0.0443	1.00 - 4.00
NBZ-00020	90033	Co-60	0.0069 U	0.0186	0.0055	0.028	1.00 - 4.00
NBZ-00020	90033	Cs-134	0.002 U	0.0151	0.0051	0.0864	1.00 - 4.00

Table A.2
Analytical Results Summary
Northern Buffer Zone, Round 1

Sample Location	Sample ID	Analyte Name	Activity	MDC	TPU	RTL	Sample Depth (feet bgs)
NBZ-00020	90033	Cs-137	0.0291	0.0171	0.0061	0.207	1.00 - 4.00
NBZ-00020	90033	Eu-152	-0.0122 U	0.0436	0.0165	0.0566	1.00 - 4.00
NBZ-00020	90033	Eu-154	-0.0189 U	0.1	0.0296	0.15	1.00 - 4.00
NBZ-00020	90033	Eu-155	0.0678 SK	0.0647	0.0244	0.231	1.00 - 4.00
NBZ-00020	90033	Ho-166m	-0.0115 U	0.0254	0.0082	0.0432	1.00 - 4.00
NBZ-00020	90033	K-40	19.9	0.15	1.08	32.4	1.00 - 4.00
NBZ-00020	90033	Na-22	-0.0105 U	0.0206	0.0067	0.037	1.00 - 4.00
NBZ-00020	90033	Nb-94	0.002 U	0.0157	0.0046	0.0214	1.00 - 4.00
NBZ-00020	90033	Np-236	-0.0198 U	0.0356	0.0119	0.047	1.00 - 4.00
NBZ-00020	90033	Np-239	0.0078 U	0.123	0.0359	0.139	1.00 - 4.00
NBZ-00020	90033	Pa-231	0.167 U	0.79	0.253	0.936	1.00 - 4.00
NBZ-00020	90033	Pb-212	1.38	0.0307	0.0794	2.69	1.00 - 4.00
NBZ-00020	90033	Pb-214	1.3	0.0332	0.0609	1.7	1.00 - 4.00
NBZ-00020	90033	Pu-238	-0.0104 U	0.0314	0.0062	0.0415	1.00 - 4.00
NBZ-00020	90033	Pu-239/240	-0.0003 U	0.0191	0.004	0.0404	1.00 - 4.00
NBZ-00020	90033	Sb-125	0.0078 U	0.0441	0.0134	0.354	1.00 - 4.00
NBZ-00020	90033	Sn-126	-0.0004 U	0.0175	0.0052	0.0237	1.00 - 4.00
NBZ-00020	90033	Sr-90	0.0239 U	0.173	0.0496	0.485	1.00 - 4.00
NBZ-00020	90033	Th-228	0.98 L	0.106	0.103	3.98	1.00 - 4.00
NBZ-00020	90033	Th-229	0.0443 UL	0.117	0.0347	0.145	1.00 - 4.00
NBZ-00020	90033	Th-230	0.722 L	0.0966	0.0852	2.2	1.00 - 4.00
NBZ-00020	90033	Th-232	0.646 L	0.0682	0.078	3.1	1.00 - 4.00
NBZ-00020	90033	Th-234	2.24	0.269	0.171	3.19	1.00 - 4.00
NBZ-00020	90033	Tl-208	0.441	0.0168	0.0256	0.937	1.00 - 4.00
NBZ-00020	90033	Tm-171	-1.02 U	11.1	3.69	72.4	1.00 - 4.00
NBZ-00020	90033	U-233/234	1.03	0.0655	0.0963	2.02	1.00 - 4.00
NBZ-00020	90033	U-235/236	0.07	0.0494	0.0227	0.151	1.00 - 4.00
NBZ-00020	90033	U-238	1.1	0.0576	0.1	1.8	1.00 - 4.00
NBZ-00021	90034	Ac-227	-0.0414 U	0.262	0.0785	0.217	0.00 - 0.50
NBZ-00021	90034	Am-241	0.0096	0.0179	0.0058	0.0454	0.00 - 0.50
NBZ-00021	90034	Bi-212	0.966 J	0.187	0.113	2.15	0.00 - 0.50
NBZ-00021	90034	Bi-214	1.26	0.046	0.0634	1.59	0.00 - 0.50
NBZ-00021	90034	Cd-113m	-2.27 U	170	52.2	3030	0.00 - 0.50

Table A.2
Analytical Results Summary
Northern Buffer Zone, Round 1

Sample Location	Sample ID	Analyte Name	Activity	MDC	TPU	RTL	Sample Depth (feet bgs)
NBZ-00021	90034	Cm-243/244	-0.0106 U	0.0315	0.0065	0.0443	0.00 - 0.50
NBZ-00021	90034	Co-60	0.0074 UJ	0.0268	0.0078	0.028	0.00 - 0.50
NBZ-00021	90034	Cs-134	0.0016 U	0.0223	0.0075	0.0864	0.00 - 0.50
NBZ-00021	90034	Cs-137	-0.0129 U	0.0273	0.0088	0.207	0.00 - 0.50
NBZ-00021	90034	Eu-152	-0.0029 U	0.0661	0.0245	0.0566	0.00 - 0.50
NBZ-00021	90034	Eu-154	0.0086 U	0.156	0.0448	0.15	0.00 - 0.50
NBZ-00021	90034	Eu-155	0.0761 JS	0.0826	0.0276	0.231	0.00 - 0.50
NBZ-00021	90034	Ho-166m	0.0097 U	0.043	0.0128	0.0432	0.00 - 0.50
NBZ-00021	90034	K-40	20.9	0.217	1.21	32.4	0.00 - 0.50
NBZ-00021	90034	Na-22	0.0081 U	0.0331	0.0097	0.037	0.00 - 0.50
NBZ-00021	90034	Nb-94	0.0022 U	0.0234	0.0069	0.0214	0.00 - 0.50
NBZ-00021	90034	Np-236	-0.0138 U	0.0464	0.0147	0.047	0.00 - 0.50
NBZ-00021	90034	Np-239	0.0454 U	0.176	0.0525	0.139	0.00 - 0.50
NBZ-00021	90034	Pa-231	0.0325 U	1.11	0.329	0.936	0.00 - 0.50
NBZ-00021	90034	Pb-212	1.57	0.0431	0.0925	2.69	0.00 - 0.50
NBZ-00021	90034	Pb-214	1.42	0.0479	0.0684	1.7	0.00 - 0.50
NBZ-00021	90034	Pu-238	-0.0005 UJ	0.0291	0.0061	0.0415	0.00 - 0.50
NBZ-00021	90034	Pu-239/240	-0.0037 UJ	0.0291	0.0052	0.0404	0.00 - 0.50
NBZ-00021	90034	Sb-125	0.0356 JS	0.0663	0.0213	0.354	0.00 - 0.50
NBZ-00021	90034	Sn-126	-0.0146 U	0.0257	0.0086	0.0237	0.00 - 0.50
NBZ-00021	90034	Sr-90	0.109	0.153	0.0504	0.485	0.00 - 0.50
NBZ-00021	90034	Th-228	1.63 L	0.0922	0.122	3.98	0.00 - 0.50
NBZ-00021	90034	Th-229	0.0519 L	0.0733	0.0245	0.145	0.00 - 0.50
NBZ-00021	90034	Th-230	1.23 L	0.068	0.0996	2.2	0.00 - 0.50
NBZ-00021	90034	Th-232	1.39 L	0.048	0.107	3.1	0.00 - 0.50
NBZ-00021	90034	Th-234	1.68 J	0.368	0.197	3.19	0.00 - 0.50
NBZ-00021	90034	Tl-208	0.522	0.0247	0.0334	0.937	0.00 - 0.50
NBZ-00021	90034	Tm-171	-8.77 U	14.9	5.48	72.4	0.00 - 0.50
NBZ-00021	90034	U-233/234	1.1	0.0912	0.107	2.02	0.00 - 0.50
NBZ-00021	90034	U-235/236	0.0326	0.0394	0.0159	0.151	0.00 - 0.50
NBZ-00021	90034	U-238	1.04	0.0136	0.0994	1.8	0.00 - 0.50
NBZ-00021	90035	Ac-227	-0.0872 U	0.169	0.0567	0.217	1.00 - 5.00
NBZ-00021	90035	Am-241	0.0055 U	0.0175	0.005	0.0454	1.00 - 5.00

Table A.2
Analytical Results Summary
Northern Buffer Zone, Round 1

Sample Location	Sample ID	Analyte Name	Activity	MDC	TPU	RTL	Sample Depth (feet bgs)
NBZ-00021	90035	Bi-212	0.803	0.113	0.0716	2.15	1.00 - 5.00
NBZ-00021	90035	Bi-214	1.09	0.0266	0.0507	1.59	1.00 - 5.00
NBZ-00021	90035	Cd-113m	66.4 J	116	38.1	3030	1.00 - 5.00
NBZ-00021	90035	Cm-243/244	-0.005 U	0.0211	0.0037	0.0443	1.00 - 5.00
NBZ-00021	90035	Co-60	0.0032 UJ	0.0165	0.0049	0.028	1.00 - 5.00
NBZ-00021	90035	Cs-134	-0.0033 U	0.0129	0.0046	0.0864	1.00 - 5.00
NBZ-00021	90035	Cs-137	-0.0067 U	0.0149	0.0056	0.207	1.00 - 5.00
NBZ-00021	90035	Eu-152	-0.0051 U	0.0421	0.0132	0.0566	1.00 - 5.00
NBZ-00021	90035	Eu-154	-0.0481 U	0.0862	0.0287	0.15	1.00 - 5.00
NBZ-00021	90035	Eu-155	0.0803 JS	0.0612	0.0258	0.231	1.00 - 5.00
NBZ-00021	90035	Ho-166m	-0.0039 U	0.0239	0.0074	0.0432	1.00 - 5.00
NBZ-00021	90035	K-40	21.4	0.119	1.15	32.4	1.00 - 5.00
NBZ-00021	90035	Na-22	-0.0006 U	0.0186	0.0056	0.037	1.00 - 5.00
NBZ-00021	90035	Nb-94	0.0063 U	0.0143	0.0045	0.0214	1.00 - 5.00
NBZ-00021	90035	Np-236	-0.0149 U	0.0318	0.0101	0.047	1.00 - 5.00
NBZ-00021	90035	Np-239	-0.051 U	0.116	0.0376	0.139	1.00 - 5.00
NBZ-00021	90035	Pa-231	0.219 U	0.741	0.231	0.936	1.00 - 5.00
NBZ-00021	90035	Pb-212	1.41	0.029	0.0803	2.69	1.00 - 5.00
NBZ-00021	90035	Pb-214	1.27	0.0312	0.0581	1.7	1.00 - 5.00
NBZ-00021	90035	Pu-238	-0.0035 UJ	0.027	0.0048	0.0415	1.00 - 5.00
NBZ-00021	90035	Pu-239/240	0.0128	0.019	0.007	0.0404	1.00 - 5.00
NBZ-00021	90035	Sb-125	0.0088 U	0.0398	0.0117	0.354	1.00 - 5.00
NBZ-00021	90035	Sn-126	-0.0006 U	0.0153	0.0046	0.0237	1.00 - 5.00
NBZ-00021	90035	Sr-90	0.0952	0.149	0.0483	0.485	1.00 - 5.00
NBZ-00021	90035	Th-228	1.38 L	0.112	0.113	3.98	1.00 - 5.00
NBZ-00021	90035	Th-229	0.0218 UL	0.0768	0.0218	0.145	1.00 - 5.00
NBZ-00021	90035	Th-230	1.02 L	0.0652	0.0897	2.2	1.00 - 5.00
NBZ-00021	90035	Th-232	1.39 L	0.0147	0.109	3.1	1.00 - 5.00
NBZ-00021	90035	Th-234	1.66	0.255	0.148	3.19	1.00 - 5.00
NBZ-00021	90035	Tl-208	0.436	0.0147	0.0246	0.937	1.00 - 5.00
NBZ-00021	90035	Tm-171	-4.95 U	11.3	4.13	72.4	1.00 - 5.00
NBZ-00021	90035	U-233/234	1.09	0.0659	0.105	2.02	1.00 - 5.00
NBZ-00021	90035	U-235/236	0.0641	0.0397	0.0216	0.151	1.00 - 5.00

Table A.2
Analytical Results Summary
Northern Buffer Zone, Round 1

Sample Location	Sample ID	Analyte Name	Activity	MDC	TPU	RTL	Sample Depth (feet bgs)
NBZ-00021	90035	U-238	1.08	0.0321	0.103	1.8	1.00 - 5.00
NBZ-00022	90036	Ac-227	-0.0484 U	0.171	0.0516	0.217	0.00 - 0.50
NBZ-00022	90036	Am-241	0.0031 U	0.0159	0.0041	0.0454	0.00 - 0.50
NBZ-00022	90036	Bi-212	0.75	0.118	0.0657	2.15	0.00 - 0.50
NBZ-00022	90036	Bi-214	0.956	0.0268	0.0447	1.59	0.00 - 0.50
NBZ-00022	90036	Cd-113m	-11.9 UJ	115	34.8	3030	0.00 - 0.50
NBZ-00022	90036	Cm-243/244	-0.0047 U	0.0236	0.0046	0.0443	0.00 - 0.50
NBZ-00022	90036	Co-60	-0.0034 U	0.0157	0.0048	0.028	0.00 - 0.50
NBZ-00022	90036	Cs-134	0.0099 JS	0.0136	0.005	0.0864	0.00 - 0.50
NBZ-00022	90036	Cs-137	0.0516	0.0143	0.0082	0.207	0.00 - 0.50
NBZ-00022	90036	Eu-152	-0.0073 U	0.0408	0.0149	0.0566	0.00 - 0.50
NBZ-00022	90036	Eu-154	-0.0654 UJ	0.0867	0.0309	0.15	0.00 - 0.50
NBZ-00022	90036	Eu-155	0.0784 JS	0.0604	0.023	0.231	0.00 - 0.50
NBZ-00022	90036	Ho-166m	0.0069 U	0.0237	0.0069	0.0432	0.00 - 0.50
NBZ-00022	90036	K-40	22.8	0.106	1.28	32.4	0.00 - 0.50
NBZ-00022	90036	Na-22	-0.0103 U	0.0178	0.0061	0.037	0.00 - 0.50
NBZ-00022	90036	Nb-94	0.0099 JS	0.0139	0.0045	0.0214	0.00 - 0.50
NBZ-00022	90036	Np-236	0.002 U	0.0332	0.0101	0.047	0.00 - 0.50
NBZ-00022	90036	Np-239	-0.037 U	0.114	0.0346	0.139	0.00 - 0.50
NBZ-00022	90036	Pa-231	-0.0699 U	0.713	0.21	0.936	0.00 - 0.50
NBZ-00022	90036	Pb-212	1.34	0.0285	0.0789	2.69	0.00 - 0.50
NBZ-00022	90036	Pb-214	1.06	0.0289	0.0504	1.7	0.00 - 0.50
NBZ-00022	90036	Pu-238	-0.0079 U	0.0278	0.0048	0.0415	0.00 - 0.50
NBZ-00022	90036	Pu-239/240	0.0132	0.0188	0.0068	0.0404	0.00 - 0.50
NBZ-00022	90036	Sb-125	0.0105 U	0.0398	0.0119	0.354	0.00 - 0.50
NBZ-00022	90036	Sn-126	0.0033 U	0.0155	0.0045	0.0237	0.00 - 0.50
NBZ-00022	90036	Sr-90	0.0141 U	0.101	0.0288	0.485	0.00 - 0.50
NBZ-00022	90036	Th-228	1.43 L	0.115	0.131	3.98	0.00 - 0.50
NBZ-00022	90036	Th-229	0.0299 UL	0.0898	0.0259	0.145	0.00 - 0.50
NBZ-00022	90036	Th-230	0.843 L	0.112	0.0945	2.2	0.00 - 0.50
NBZ-00022	90036	Th-232	1.31 L	0.0202	0.119	3.1	0.00 - 0.50
NBZ-00022	90036	Th-234	1.45 J	0.259	0.15	3.19	0.00 - 0.50
NBZ-00022	90036	Tl-208	0.379	0.0148	0.0216	0.937	0.00 - 0.50

Table A.2
Analytical Results Summary
Northern Buffer Zone, Round 1

Sample Location	Sample ID	Analyte Name	Activity	MDC	TPU	RTL	Sample Depth (feet bgs)
NBZ-00022	90036	Tm-171	-2.79 U	11.1	3.78	72.4	0.00 - 0.50
NBZ-00022	90036	U-233/234	0.737	0.125	0.0975	2.02	0.00 - 0.50
NBZ-00022	90036	U-235/236	0.0485	0.0263	0.022	0.151	0.00 - 0.50
NBZ-00022	90036	U-238	0.766	0.0619	0.0954	1.8	0.00 - 0.50
NBZ-00022	90037	Ac-227	-0.138 U	0.227	0.0761	0.217	1.00 - 5.00
NBZ-00022	90037	Am-241	0.0085 U	0.0273	0.0078	0.0454	1.00 - 5.00
NBZ-00022	90037	Bi-212	0.865 J	0.168	0.0913	2.15	1.00 - 5.00
NBZ-00022	90037	Bi-214	0.87	0.0423	0.0466	1.59	1.00 - 5.00
NBZ-00022	90037	Cd-113m	-91.1 U	151	52	3030	1.00 - 5.00
NBZ-00022	90037	Cm-243/244	-0.0012 U	0.0343	0.0082	0.0443	1.00 - 5.00
NBZ-00022	90037	Co-60	-0.0044 UJ	0.0236	0.0071	0.028	1.00 - 5.00
NBZ-00022	90037	Cs-134	0.0157 JS	0.0201	0.0073	0.0864	1.00 - 5.00
NBZ-00022	90037	Cs-137	-0.0103 U	0.0231	0.0074	0.207	1.00 - 5.00
NBZ-00022	90037	Eu-152	0.021 U	0.0582	0.0201	0.0566	1.00 - 5.00
NBZ-00022	90037	Eu-154	0.0335 U	0.144	0.0414	0.15	1.00 - 5.00
NBZ-00022	90037	Eu-155	0.077 JS	0.0736	0.0302	0.231	1.00 - 5.00
NBZ-00022	90037	Ho-166m	0.0246 JS	0.0389	0.0124	0.0432	1.00 - 5.00
NBZ-00022	90037	K-40	21.8	0.192	1.25	32.4	1.00 - 5.00
NBZ-00022	90037	Na-22	-0.0017 U	0.0307	0.0091	0.037	1.00 - 5.00
NBZ-00022	90037	Nb-94	0 U	0.0208	0.0061	0.0214	1.00 - 5.00
NBZ-00022	90037	Np-236	0.0019 U	0.0406	0.0124	0.047	1.00 - 5.00
NBZ-00022	90037	Np-239	-0.0476 U	0.149	0.0458	0.139	1.00 - 5.00
NBZ-00022	90037	Pa-231	0.0445 U	0.959	0.294	0.936	1.00 - 5.00
NBZ-00022	90037	Pb-212	1.18	0.0387	0.0706	2.69	1.00 - 5.00
NBZ-00022	90037	Pb-214	0.908	0.0418	0.0463	1.7	1.00 - 5.00
NBZ-00022	90037	Pu-238	-0.0079 UJ	0.0398	0.0077	0.0415	1.00 - 5.00
NBZ-00022	90037	Pu-239/240	0.0116 UJ	0.0371	0.0106	0.0404	1.00 - 5.00
NBZ-00022	90037	Sb-125	0.0106 U	0.0577	0.0175	0.354	1.00 - 5.00
NBZ-00022	90037	Sn-126	-0.0019 U	0.023	0.0068	0.0237	1.00 - 5.00
NBZ-00022	90037	Sr-90	-0.0163 U	0.0963	0.0241	0.485	1.00 - 5.00
NBZ-00022	90037	Th-228	1.1 L	0.0992	0.0998	3.98	1.00 - 5.00
NBZ-00022	90037	Th-229	0.0818 L	0.0974	0.0333	0.145	1.00 - 5.00
NBZ-00022	90037	Th-230	0.723 L	0.0925	0.0772	2.2	1.00 - 5.00

Table A.2
Analytical Results Summary
Northern Buffer Zone, Round 1

Sample Location	Sample ID	Analyte Name	Activity	MDC	TPU	RTL	Sample Depth (feet bgs)
NBZ-00022	90037	Th-232	1.03 L	0.0428	0.0925	3.1	1.00 - 5.00
NBZ-00022	90037	Th-234	1.41 J	0.3	0.173	3.19	1.00 - 5.00
NBZ-00022	90037	Tl-208	0.402	0.0214	0.0256	0.937	1.00 - 5.00
NBZ-00022	90037	Tm-171	-11.2 UJ	12.8	5.13	72.4	1.00 - 5.00
NBZ-00022	90037	U-233/234	0.736	0.0747	0.0792	2.02	1.00 - 5.00
NBZ-00022	90037	U-235/236	-0.001 U	0.0543	0.0113	0.151	1.00 - 5.00
NBZ-00022	90037	U-238	0.739	0.0309	0.0773	1.8	1.00 - 5.00
NBZ-00023	90038	Ac-227	-0.0293 U	0.184	0.0569	0.217	0.00 - 0.50
NBZ-00023	90038	Am-241	0.0071 U	0.0228	0.0065	0.0454	0.00 - 0.50
NBZ-00023	90038	Bi-212	0.707 J	0.137	0.0824	2.15	0.00 - 0.50
NBZ-00023	90038	Bi-214	1.02	0.0318	0.0507	1.59	0.00 - 0.50
NBZ-00023	90038	Cd-113m	-69.4 UJ	124	43.2	3030	0.00 - 0.50
NBZ-00023	90038	Cm-243/244	-0.0089 U	0.0338	0.0071	0.0443	0.00 - 0.50
NBZ-00023	90038	Co-60	-0.0019 U	0.0184	0.0055	0.028	0.00 - 0.50
NBZ-00023	90038	Cs-134	0.0012 U	0.0154	0.0053	0.0864	0.00 - 0.50
NBZ-00023	90038	Cs-137	0.109 J	0.0196	0.0124	0.207	0.00 - 0.50
NBZ-00023	90038	Eu-152	-0.0141 U	0.047	0.0205	0.0566	0.00 - 0.50
NBZ-00023	90038	Eu-154	-0.0306 U	0.104	0.0318	0.15	0.00 - 0.50
NBZ-00023	90038	Eu-155	0.0703 JS	0.0572	0.022	0.231	0.00 - 0.50
NBZ-00023	90038	Ho-166m	0.0057 U	0.0278	0.0083	0.0432	0.00 - 0.50
NBZ-00023	90038	K-40	21.7	0.133	1.17	32.4	0.00 - 0.50
NBZ-00023	90038	Na-22	-0.0153 U	0.0222	0.0078	0.037	0.00 - 0.50
NBZ-00023	90038	Nb-94	-0.0008 U	0.0161	0.0048	0.0214	0.00 - 0.50
NBZ-00023	90038	Np-236	0.005 U	0.0321	0.0095	0.047	0.00 - 0.50
NBZ-00023	90038	Np-239	-0.0304 U	0.122	0.0379	0.139	0.00 - 0.50
NBZ-00023	90038	Pa-231	0.22 U	0.774	0.258	0.936	0.00 - 0.50
NBZ-00023	90038	Pb-212	1.11	0.0304	0.0625	2.69	0.00 - 0.50
NBZ-00023	90038	Pb-214	1.08	0.0329	0.0514	1.7	0.00 - 0.50
NBZ-00023	90038	Pu-238	0.0016 UJ	0.0219	0.0049	0.0415	0.00 - 0.50
NBZ-00023	90038	Pu-239/240	0.0071 UJ	0.0219	0.0063	0.0404	0.00 - 0.50
NBZ-00023	90038	Sb-125	0.0175 U	0.0462	0.0139	0.354	0.00 - 0.50
NBZ-00023	90038	Sn-126	-0.0003 U	0.0187	0.0056	0.0237	0.00 - 0.50
NBZ-00023	90038	Sr-90	-0.0222 U	0.164	0.0425	0.485	0.00 - 0.50

Table A.2
Analytical Results Summary
Northern Buffer Zone, Round 1

Sample Location	Sample ID	Analyte Name	Activity	MDC	TPU	RTL	Sample Depth (feet bgs)
NBZ-00023	90038	Th-228	1.42 L	0.0777	0.125	3.98	0.00 - 0.50
NBZ-00023	90038	Th-229	-0.014 UL	0.0843	0.0172	0.145	0.00 - 0.50
NBZ-00023	90038	Th-230	0.882 L	0.0918	0.0926	2.2	0.00 - 0.50
NBZ-00023	90038	Th-232	1.2 L	0.0649	0.11	3.1	0.00 - 0.50
NBZ-00023	90038	Th-234	1.17 J	0.231	0.123	3.19	0.00 - 0.50
NBZ-00023	90038	Tl-208	0.4	0.0164	0.0252	0.937	0.00 - 0.50
NBZ-00023	90038	Tm-171	-0.461 U	7.18	2.39	72.4	0.00 - 0.50
NBZ-00023	90038	U-233/234	1.25	0.131	0.135	2.02	0.00 - 0.50
NBZ-00023	90038	U-235/236	0.0479	0.0578	0.0234	0.151	0.00 - 0.50
NBZ-00023	90038	U-238	1.11	0.0664	0.12	1.8	0.00 - 0.50
NBZ-00023	90039	Ac-227	-0.0829 U	0.185	0.061	0.217	1.00 - 5.00
NBZ-00023	90039	Am-241	0.005	0.0141	0.0042	0.0454	1.00 - 5.00
NBZ-00023	90039	Bi-212	0.799 J	0.157	0.0841	2.15	1.00 - 5.00
NBZ-00023	90039	Bi-214	0.947	0.0353	0.0465	1.59	1.00 - 5.00
NBZ-00023	90039	Cd-113m	126 J	130	50	3030	1.00 - 5.00
NBZ-00023	90039	Cm-243/244	-0.0042 U	0.0222	0.0039	0.0443	1.00 - 5.00
NBZ-00023	90039	Co-60	-0.0023 UJ	0.0216	0.0062	0.028	1.00 - 5.00
NBZ-00023	90039	Cs-134	0.003 U	0.0169	0.0058	0.0864	1.00 - 5.00
NBZ-00023	90039	Cs-137	-0.0042 U	0.021	0.0065	0.207	1.00 - 5.00
NBZ-00023	90039	Eu-152	0.0297 J	0.049	0.0164	0.0566	1.00 - 5.00
NBZ-00023	90039	Eu-154	-0.0487 U	0.118	0.0376	0.15	1.00 - 5.00
NBZ-00023	90039	Eu-155	0.0422 JS	0.053	0.0219	0.231	1.00 - 5.00
NBZ-00023	90039	Ho-166m	-0.0138 U	0.0308	0.0097	0.0432	1.00 - 5.00
NBZ-00023	90039	K-40	21.1	0.144	1.16	32.4	1.00 - 5.00
NBZ-00023	90039	Na-22	0.0081 U	0.0254	0.0081	0.037	1.00 - 5.00
NBZ-00023	90039	Nb-94	0.0009 U	0.0182	0.0052	0.0214	1.00 - 5.00
NBZ-00023	90039	Np-236	0.0018 U	0.0301	0.0089	0.047	1.00 - 5.00
NBZ-00023	90039	Np-239	0.0299 U	0.121	0.0373	0.139	1.00 - 5.00
NBZ-00023	90039	Pa-231	0.0908 U	0.788	0.243	0.936	1.00 - 5.00
NBZ-00023	90039	Pb-212	1.28	0.0294	0.0723	2.69	1.00 - 5.00
NBZ-00023	90039	Pb-214	0.99	0.0345	0.0476	1.7	1.00 - 5.00
NBZ-00023	90039	Pu-238	0.0031 U	0.0157	0.004	0.0415	1.00 - 5.00
NBZ-00023	90039	Pu-239/240	0.0008 U	0.0217	0.0051	0.0404	1.00 - 5.00

Table A.2
Analytical Results Summary
Northern Buffer Zone, Round 1

Sample Location	Sample ID	Analyte Name	Activity	MDC	TPU	RTL	Sample Depth (feet bgs)
NBZ-00023	90039	Sb-125	-0.0012 U	0.0471	0.0139	0.354	1.00 - 5.00
NBZ-00023	90039	Sn-126	-0.0021 U	0.0203	0.0059	0.0237	1.00 - 5.00
NBZ-00023	90039	Sr-90	0.0543 U	0.205	0.0601	0.485	1.00 - 5.00
NBZ-00023	90039	Th-228	1.22 L	0.0887	0.111	3.98	1.00 - 5.00
NBZ-00023	90039	Th-229	0.0332 UL	0.087	0.0257	0.145	1.00 - 5.00
NBZ-00023	90039	Th-230	0.794 L	0.0868	0.085	2.2	1.00 - 5.00
NBZ-00023	90039	Th-232	1.28 L	0.0486	0.112	3.1	1.00 - 5.00
NBZ-00023	90039	Th-234	1.27	0.211	0.116	3.19	1.00 - 5.00
NBZ-00023	90039	Tl-208	0.424	0.0177	0.0262	0.937	1.00 - 5.00
NBZ-00023	90039	Tm-171	1.65 U	6.67	2.15	72.4	1.00 - 5.00
NBZ-00023	90039	U-233/234	0.834	0.0714	0.0909	2.02	1.00 - 5.00
NBZ-00023	90039	U-235/236	0.0641	0.0193	0.0218	0.151	1.00 - 5.00
NBZ-00023	90039	U-238	0.896	0.0455	0.0944	1.8	1.00 - 5.00
NBZ-00024	90040	Ac-227	-0.0608 U	0.198	0.0689	0.217	0.00 - 0.50
NBZ-00024	90040	Am-241	-0.0003 U	0.0197	0.0041	0.0454	0.00 - 0.50
NBZ-00024	90040	Bi-212	0.881	0.128	0.0721	2.15	0.00 - 0.50
NBZ-00024	90040	Bi-214	1.19	0.0296	0.0545	1.59	0.00 - 0.50
NBZ-00024	90040	Cd-113m	52.2 UJ	131	48.2	3030	0.00 - 0.50
NBZ-00024	90040	Cm-243/244	-0.0001 U	0.0271	0.0064	0.0443	0.00 - 0.50
NBZ-00024	90040	Co-60	-0.0028 U	0.0171	0.0051	0.028	0.00 - 0.50
NBZ-00024	90040	Cs-134	0.0025 U	0.0144	0.0048	0.0864	0.00 - 0.50
NBZ-00024	90040	Cs-137	0.0143	0.0165	0.0044	0.207	0.00 - 0.50
NBZ-00024	90040	Eu-152	-0.0098 U	0.0471	0.0176	0.0566	0.00 - 0.50
NBZ-00024	90040	Eu-154	0.0323 U	0.0898	0.0312	0.15	0.00 - 0.50
NBZ-00024	90040	Eu-155	0.103 JS	0.0694	0.0263	0.231	0.00 - 0.50
NBZ-00024	90040	Ho-166m	0.0019 U	0.0258	0.0076	0.0432	0.00 - 0.50
NBZ-00024	90040	K-40	19.7	0.136	1.15	32.4	0.00 - 0.50
NBZ-00024	90040	Na-22	0.005 U	0.019	0.0064	0.037	0.00 - 0.50
NBZ-00024	90040	Nb-94	0.0132 JS	0.0156	0.0054	0.0214	0.00 - 0.50
NBZ-00024	90040	Np-236	0.0162 U	0.0386	0.0124	0.047	0.00 - 0.50
NBZ-00024	90040	Np-239	0.063 U	0.133	0.0416	0.139	0.00 - 0.50
NBZ-00024	90040	Pa-231	0.0073 U	0.821	0.244	0.936	0.00 - 0.50
NBZ-00024	90040	Pb-212	1.32	0.0337	0.0882	2.69	0.00 - 0.50

Table A.2
Analytical Results Summary
Northern Buffer Zone, Round 1

Sample Location	Sample ID	Analyte Name	Activity	MDC	TPU	RTL	Sample Depth (feet bgs)
NBZ-00024	90040	Pb-214	1.34	0.0344	0.0649	1.7	0.00 - 0.50
NBZ-00024	90040	Pu-238	-0.0076 U	0.0265	0.0046	0.0415	0.00 - 0.50
NBZ-00024	90040	Pu-239/240	0.0041 U	0.0208	0.0053	0.0404	0.00 - 0.50
NBZ-00024	90040	Sb-125	0.0051 U	0.0433	0.0131	0.354	0.00 - 0.50
NBZ-00024	90040	Sn-126	0.0069 U	0.0169	0.0051	0.0237	0.00 - 0.50
NBZ-00024	90040	Sr-90	-0.0262 U	0.145	0.036	0.485	0.00 - 0.50
NBZ-00024	90040	Th-228	1.42 L	0.0813	0.128	3.98	0.00 - 0.50
NBZ-00024	90040	Th-229	-0.0588 UL	0.169	0.0402	0.145	0.00 - 0.50
NBZ-00024	90040	Th-230	1.22 L	0.0881	0.115	2.2	0.00 - 0.50
NBZ-00024	90040	Th-232	1.29 L	0.0198	0.118	3.1	0.00 - 0.50
NBZ-00024	90040	Th-234	1.43 J	0.321	0.191	3.19	0.00 - 0.50
NBZ-00024	90040	Tl-208	0.407	0.0158	0.0236	0.937	0.00 - 0.50
NBZ-00024	90040	Tm-171	-5.77 U	15.6	5.49	72.4	0.00 - 0.50
NBZ-00024	90040	U-233/234	1.27	0.0731	0.123	2.02	0.00 - 0.50
NBZ-00024	90040	U-235/236	0.0511	0.0198	0.0196	0.151	0.00 - 0.50
NBZ-00024	90040	U-238	1.23	0.0376	0.119	1.8	0.00 - 0.50
NBZ-00025	90042	Ac-227	-0.0348 U	0.174	0.0538	0.217	0.00 - 0.50
NBZ-00025	90042	Am-241	0.0085	0.0127	0.0047	0.0454	0.00 - 0.50
NBZ-00025	90042	Bi-212	0.841	0.115	0.0737	2.15	0.00 - 0.50
NBZ-00025	90042	Bi-214	1.01	0.028	0.0465	1.59	0.00 - 0.50
NBZ-00025	90042	Cd-113m	-14.5 U	116	38.5	3030	0.00 - 0.50
NBZ-00025	90042	Cm-243/244	-0.0003 U	0.0181	0.0038	0.0443	0.00 - 0.50
NBZ-00025	90042	Co-60	0.0054 U	0.0159	0.0048	0.028	0.00 - 0.50
NBZ-00025	90042	Cs-134	0.0137 JSK	0.0136	0.0055	0.0864	0.00 - 0.50
NBZ-00025	90042	Cs-137	0.0397	0.0147	0.0067	0.207	0.00 - 0.50
NBZ-00025	90042	Eu-152	-0.0347 U J	0.042	0.0167	0.0566	0.00 - 0.50
NBZ-00025	90042	Eu-154	-0.0017 U	0.0848	0.0288	0.15	0.00 - 0.50
NBZ-00025	90042	Eu-155	0.0372 SK	0.0586	0.0182	0.231	0.00 - 0.50
NBZ-00025	90042	Ho-166m	-0.006 U J	0.0231	0.0072	0.0432	0.00 - 0.50
NBZ-00025	90042	K-40	21.1	0.125	1.26	32.4	0.00 - 0.50
NBZ-00025	90042	Na-22	0.0009 U	0.0183	0.0054	0.037	0.00 - 0.50
NBZ-00025	90042	Nb-94	0.0053 U	0.0143	0.0044	0.0214	0.00 - 0.50
NBZ-00025	90042	Np-236	-0.0105 U	0.0326	0.01	0.047	0.00 - 0.50

Table A.2
Analytical Results Summary
Northern Buffer Zone, Round 1

Sample Location	Sample ID	Analyte Name	Activity	MDC	TPU	RTL	Sample Depth (feet bgs)
NBZ-00025	90042	Np-239	0.0139 U	0.116	0.0352	0.139	0.00 - 0.50
NBZ-00025	90042	Pa-231	-0.134 U	0.713	0.221	0.936	0.00 - 0.50
NBZ-00025	90042	Pb-212	1.34	0.029	0.082	2.69	0.00 - 0.50
NBZ-00025	90042	Pb-214	1.09	0.031	0.0536	1.7	0.00 - 0.50
NBZ-00025	90042	Pu-238	0.0008 U	0.0225	0.0053	0.0415	0.00 - 0.50
NBZ-00025	90042	Pu-239/240	0.0068	0.0132	0.0044	0.0404	0.00 - 0.50
NBZ-00025	90042	Sb-125	-0.0058 U	0.0379	0.0112	0.354	0.00 - 0.50
NBZ-00025	90042	Sn-126	-0.0083 U	0.0153	0.0051	0.0237	0.00 - 0.50
NBZ-00025	90042	Sr-90	0.0681 U	0.161	0.049	0.485	0.00 - 0.50
NBZ-00025	90042	Th-228	1.13 L	0.0707	0.11	3.98	0.00 - 0.50
NBZ-00025	90042	Th-229	-0.0224 UL	0.118	0.0269	0.145	0.00 - 0.50
NBZ-00025	90042	Th-230	1.03 L	0.0691	0.103	2.2	0.00 - 0.50
NBZ-00025	90042	Th-232	0.949 L	0.0201	0.0968	3.1	0.00 - 0.50
NBZ-00025	90042	Th-234	1.56	0.243	0.143	3.19	0.00 - 0.50
NBZ-00025	90042	Tl-208	0.393	0.014	0.0224	0.937	0.00 - 0.50
NBZ-00025	90042	Tm-171	-0.486 U	10	3.51	72.4	0.00 - 0.50
NBZ-00025	90042	U-233/234	0.771	0.0722	0.0806	2.02	0.00 - 0.50
NBZ-00025	90042	U-235/236	0.0413	0.0581	0.0203	0.151	0.00 - 0.50
NBZ-00025	90042	U-238	0.702	0.067	0.0754	1.8	0.00 - 0.50
NBZ-00025	90043	Ac-227	0.0096 U	0.173	0.0524	0.217	1.00 - 1.66
NBZ-00025	90043	Am-241	0.0022 U	0.0236	0.0056	0.0454	1.00 - 1.66
NBZ-00025	90043	Bi-212	0.809	0.112	0.0718	2.15	1.00 - 1.66
NBZ-00025	90043	Bi-214	0.991	0.0267	0.0456	1.59	1.00 - 1.66
NBZ-00025	90043	Cd-113m	-30.7 U	113	36.7	3030	1.00 - 1.66
NBZ-00025	90043	Cm-243/244	-0.013 U	0.0477	0.0109	0.0443	1.00 - 1.66
NBZ-00025	90043	Co-60	-0.0037 U	0.0151	0.0046	0.028	1.00 - 1.66
NBZ-00025	90043	Cs-134	0.0049 U	0.013	0.0045	0.0864	1.00 - 1.66
NBZ-00025	90043	Cs-137	0.0076 J	0.0152	0.0054	0.207	1.00 - 1.66
NBZ-00025	90043	Eu-152	0.0055 U	0.0414	0.0156	0.0566	1.00 - 1.66
NBZ-00025	90043	Eu-154	-0.0519 U	0.0825	0.0279	0.15	1.00 - 1.66
NBZ-00025	90043	Eu-155	0.0923 SK	0.0595	0.0236	0.231	1.00 - 1.66
NBZ-00025	90043	Ho-166m	0.0036 U	0.0239	0.0072	0.0432	1.00 - 1.66
NBZ-00025	90043	K-40	20.7	0.125	1.23	32.4	1.00 - 1.66

Table A.2
Analytical Results Summary
Northern Buffer Zone, Round 1

Sample Location	Sample ID	Analyte Name	Activity	MDC	TPU	RTL	Sample Depth (feet bgs)
NBZ-00025	90043	Na-22	0.0015 U	0.0178	0.0062	0.037	1.00 - 1.66
NBZ-00025	90043	Nb-94	-0.0025 U	0.0134	0.0041	0.0214	1.00 - 1.66
NBZ-00025	90043	Np-236	-0.0234 U J	0.0322	0.0114	0.047	1.00 - 1.66
NBZ-00025	90043	Np-239	-0.0067 U J	0.118	0.0356	0.139	1.00 - 1.66
NBZ-00025	90043	Pa-231	-0.242 U	0.705	0.225	0.936	1.00 - 1.66
NBZ-00025	90043	Pb-212	1.44	0.0287	0.0882	2.69	1.00 - 1.66
NBZ-00025	90043	Pb-214	1.12	0.0298	0.0541	1.7	1.00 - 1.66
NBZ-00025	90043	Pu-238	0.0006 U	0.0338	0.0083	0.0415	1.00 - 1.66
NBZ-00025	90043	Pu-239/240	0.0003 U	0.026	0.0058	0.0404	1.00 - 1.66
NBZ-00025	90043	Sb-125	0.0233 JSK	0.0395	0.0126	0.354	1.00 - 1.66
NBZ-00025	90043	Sn-126	-0.0002 U	0.0151	0.0045	0.0237	1.00 - 1.66
NBZ-00025	90043	Sr-90	0.124	0.188	0.0607	0.485	1.00 - 1.66
NBZ-00025	90043	Th-228	1.53 L	0.1	0.123	3.98	1.00 - 1.66
NBZ-00025	90043	Th-229	0.0169 U L	0.0607	0.0169	0.145	1.00 - 1.66
NBZ-00025	90043	Th-230	0.99 L	0.0893	0.0916	2.2	1.00 - 1.66
NBZ-00025	90043	Th-232	1.13 L	0.0674	0.0979	3.1	1.00 - 1.66
NBZ-00025	90043	Th-234	1.4	0.258	0.131	3.19	1.00 - 1.66
NBZ-00025	90043	Tl-208	0.448	0.0143	0.0251	0.937	1.00 - 1.66
NBZ-00025	90043	Tm-171	5.14 J	10.2	3.74	72.4	1.00 - 1.66
NBZ-00025	90043	U-233/234	0.988	0.114	0.116	2.02	1.00 - 1.66
NBZ-00025	90043	U-235/236	0.0719	0.075	0.0306	0.151	1.00 - 1.66
NBZ-00025	90043	U-238	1.2	0.0697	0.129	1.8	1.00 - 1.66
NBZ-00026	90044	Ac-227	-0.0507 U	0.18	0.0545	0.217	0.00 - 0.50
NBZ-00026	90044	Am-241	-0.0007 U	0.0259	0.0059	0.0454	0.00 - 0.50
NBZ-00026	90044	Bi-212	0.87	0.117	0.0789	2.15	0.00 - 0.50
NBZ-00026	90044	Bi-214	1.13	0.0287	0.0528	1.59	0.00 - 0.50
NBZ-00026	90044	Cd-113m	9.51 U	119	35	3030	0.00 - 0.50
NBZ-00026	90044	Cm-243/244	-0.0093 U	0.0318	0.0064	0.0443	0.00 - 0.50
NBZ-00026	90044	Co-60	-0.0066 U	0.0145	0.0046	0.028	0.00 - 0.50
NBZ-00026	90044	Cs-134	0.0011 U	0.0136	0.0048	0.0864	0.00 - 0.50
NBZ-00026	90044	Cs-137	0.0463	0.0154	0.0068	0.207	0.00 - 0.50
NBZ-00026	90044	Eu-152	-0.013 U	0.0435	0.0152	0.0566	0.00 - 0.50
NBZ-00026	90044	Eu-154	-0.0045 U	0.0899	0.0267	0.15	0.00 - 0.50

Table A.2
Analytical Results Summary
Northern Buffer Zone, Round 1

Sample Location	Sample ID	Analyte Name	Activity	MDC	TPU	RTL	Sample Depth (feet bgs)
NBZ-00026	90044	Eu-155	0.0865 SK	0.0612	0.0258	0.231	0.00 - 0.50
NBZ-00026	90044	Ho-166m	-0.0012 U J	0.0237	0.0069	0.0432	0.00 - 0.50
NBZ-00026	90044	K-40	21	0.123	1.15	32.4	0.00 - 0.50
NBZ-00026	90044	Na-22	0.007 U	0.0184	0.0056	0.037	0.00 - 0.50
NBZ-00026	90044	Nb-94	0.0077 JSK	0.0146	0.0045	0.0214	0.00 - 0.50
NBZ-00026	90044	Np-236	-0.0104 U	0.0341	0.0108	0.047	0.00 - 0.50
NBZ-00026	90044	Np-239	-0.0172 U	0.12	0.0354	0.139	0.00 - 0.50
NBZ-00026	90044	Pa-231	0.236 U	0.747	0.232	0.936	0.00 - 0.50
NBZ-00026	90044	Pb-212	1.53	0.0305	0.082	2.69	0.00 - 0.50
NBZ-00026	90044	Pb-214	1.25	0.0311	0.0563	1.7	0.00 - 0.50
NBZ-00026	90044	Pu-238	0.002 U	0.022	0.0052	0.0415	0.00 - 0.50
NBZ-00026	90044	Pu-239/240	0.0384	0.022	0.0109	0.0404	0.00 - 0.50
NBZ-00026	90044	Sb-125	-0.0001 U	0.0403	0.012	0.354	0.00 - 0.50
NBZ-00026	90044	Sn-126	-0.0083 U	0.0153	0.005	0.0237	0.00 - 0.50
NBZ-00026	90044	Sr-90	-0.0138 U	0.109	0.027	0.485	0.00 - 0.50
NBZ-00026	90044	Th-228	1.22 L	0.17	0.143	3.98	0.00 - 0.50
NBZ-00026	90044	Th-229	-0.0221 UL	0.119	0.0221	0.145	0.00 - 0.50
NBZ-00026	90044	Th-230	1.11 L	0.145	0.132	2.2	0.00 - 0.50
NBZ-00026	90044	Th-232	1.31 L	0.102	0.143	3.1	0.00 - 0.50
NBZ-00026	90044	Th-234	1.76	0.265	0.151	3.19	0.00 - 0.50
NBZ-00026	90044	Tl-208	0.497	0.0157	0.0278	0.937	0.00 - 0.50
NBZ-00026	90044	Tm-171	-2.88 U	10.3	3.53	72.4	0.00 - 0.50
NBZ-00026	90044	U-233/234	1.24	0.0521	0.11	2.02	0.00 - 0.50
NBZ-00026	90044	U-235/236	0.0623	0.0352	0.0199	0.151	0.00 - 0.50
NBZ-00026	90044	U-238	1.33	0.0121	0.116	1.8	0.00 - 0.50
NBZ-00026	90045	Ac-227	0.0296 U	0.213	0.0652	0.217	1.00 - 1.30
NBZ-00026	90045	Am-241	0.0012 U	0.0319	0.0075	0.0454	1.00 - 1.30
NBZ-00026	90045	Bi-212	1.22	0.149	0.117	2.15	1.00 - 1.30
NBZ-00026	90045	Bi-214	1.53	0.0354	0.0696	1.59	1.00 - 1.30
NBZ-00026	90045	Cd-113m	-39.5 U	139	47.4	3030	1.00 - 1.30
NBZ-00026	90045	Cm-243/244	-0.017 U	0.0496	0.0105	0.0443	1.00 - 1.30
NBZ-00026	90045	Co-60	-0.0009 U	0.02	0.0059	0.028	1.00 - 1.30
NBZ-00026	90045	Cs-134	0.0121 JSK	0.0176	0.0065	0.0864	1.00 - 1.30

Table A.2
Analytical Results Summary
Northern Buffer Zone, Round 1

Sample Location	Sample ID	Analyte Name	Activity	MDC	TPU	RTL	Sample Depth (feet bgs)
NBZ-00026	90045	Cs-137	-0.0171 U J	0.0216	0.0078	0.207	1.00 - 1.30
NBZ-00026	90045	Eu-152	-0.0374 U	0.0521	0.0284	0.0566	1.00 - 1.30
NBZ-00026	90045	Eu-154	-0.112 U J	0.109	0.0428	0.15	1.00 - 1.30
NBZ-00026	90045	Eu-155	0.0588 JSK	0.0697	0.0247	0.231	1.00 - 1.30
NBZ-00026	90045	Ho-166m	0.0006 U	0.0316	0.0095	0.0432	1.00 - 1.30
NBZ-00026	90045	K-40	18.6	0.149	1.01	32.4	1.00 - 1.30
NBZ-00026	90045	Na-22	-0.0083 U	0.0225	0.0071	0.037	1.00 - 1.30
NBZ-00026	90045	Nb-94	0.0107 JSK	0.0189	0.0061	0.0214	1.00 - 1.30
NBZ-00026	90045	Np-236	-0.0144 U J	0.038	0.0118	0.047	1.00 - 1.30
NBZ-00026	90045	Np-239	-0.0578 U J	0.139	0.0448	0.139	1.00 - 1.30
NBZ-00026	90045	Pa-231	-0.494 U	0.872	0.296	0.936	1.00 - 1.30
NBZ-00026	90045	Pb-212	1.9	0.0348	0.105	2.69	1.00 - 1.30
NBZ-00026	90045	Pb-214	1.56	0.0379	0.0714	1.7	1.00 - 1.30
NBZ-00026	90045	Pu-238	0.0097 U	0.0311	0.0088	0.0415	1.00 - 1.30
NBZ-00026	90045	Pu-239/240	0.0017 U	0.0244	0.0054	0.0404	1.00 - 1.30
NBZ-00026	90045	Sb-125	0.03 JSK	0.0508	0.0162	0.354	1.00 - 1.30
NBZ-00026	90045	Sn-126	0 U	0.0207	0.0062	0.0237	1.00 - 1.30
NBZ-00026	90045	Sr-90	-0.0321 U	0.145	0.0359	0.485	1.00 - 1.30
NBZ-00026	90045	Th-228	1.07 L	0.0915	0.0933	3.98	1.00 - 1.30
NBZ-00026	90045	Th-229	0.0257 U L	0.0771	0.0224	0.145	1.00 - 1.30
NBZ-00026	90045	Th-230	0.799 L	0.0476	0.075	2.2	1.00 - 1.30
NBZ-00026	90045	Th-232	0.741 L	0.0376	0.0711	3.1	1.00 - 1.30
NBZ-00026	90045	Th-234	2.41	0.275	0.193	3.19	1.00 - 1.30
NBZ-00026	90045	Tl-208	0.608	0.0187	0.0354	0.937	1.00 - 1.30
NBZ-00026	90045	Tm-171	-3.63 U	8.42	2.94	72.4	1.00 - 1.30
NBZ-00026	90045	U-233/234	0.76	0.069	0.0815	2.02	1.00 - 1.30
NBZ-00026	90045	U-235/236	0.0578	0.0397	0.0206	0.151	1.00 - 1.30
NBZ-00026	90045	U-238	0.806	0.0456	0.0836	1.8	1.00 - 1.30
NBZ-00027	90046	Ac-227	0.0152 U	0.191	0.0649	0.217	0.00 - 0.50
NBZ-00027	90046	Am-241	0.0043 U	0.0213	0.0056	0.0454	0.00 - 0.50
NBZ-00027	90046	Bi-212	0.772	0.121	0.0778	2.15	0.00 - 0.50
NBZ-00027	90046	Bi-214	0.91	0.0301	0.0438	1.59	0.00 - 0.50
NBZ-00027	90046	Cd-113m	-7.02 U	123	41.9	3030	0.00 - 0.50

Table A.2
Analytical Results Summary
Northern Buffer Zone, Round 1

Sample Location	Sample ID	Analyte Name	Activity	MDC	TPU	RTL	Sample Depth (feet bgs)
NBZ-00027	90046	Cm-243/244	-0.0039 U	0.0363	0.0086	0.0443	0.00 - 0.50
NBZ-00027	90046	Co-60	-0.0011 U	0.0165	0.0048	0.028	0.00 - 0.50
NBZ-00027	90046	Cs-134	-0.0041 U	0.0141	0.0049	0.0864	0.00 - 0.50
NBZ-00027	90046	Cs-137	0.126	0.0176	0.0112	0.207	0.00 - 0.50
NBZ-00027	90046	Eu-152	-0.033 U	0.0453	0.0172	0.0566	0.00 - 0.50
NBZ-00027	90046	Eu-154	0.0115 U	0.0986	0.0292	0.15	0.00 - 0.50
NBZ-00027	90046	Eu-155	0.0259 U	0.0659	0.02	0.231	0.00 - 0.50
NBZ-00027	90046	Ho-166m	-0.0032 U J	0.0257	0.0076	0.0432	0.00 - 0.50
NBZ-00027	90046	K-40	22.6	0.117	1.29	32.4	0.00 - 0.50
NBZ-00027	90046	Na-22	0.0031 U	0.0207	0.006	0.037	0.00 - 0.50
NBZ-00027	90046	Nb-94	0.0027 U	0.0149	0.0044	0.0214	0.00 - 0.50
NBZ-00027	90046	Np-236	-0.0044 U	0.0354	0.0104	0.047	0.00 - 0.50
NBZ-00027	90046	Np-239	-0.0185 U	0.125	0.0376	0.139	0.00 - 0.50
NBZ-00027	90046	Pa-231	-0.567 U J	0.751	0.268	0.936	0.00 - 0.50
NBZ-00027	90046	Pb-212	1.23	0.0315	0.0784	2.69	0.00 - 0.50
NBZ-00027	90046	Pb-214	1.03	0.0327	0.0523	1.7	0.00 - 0.50
NBZ-00027	90046	Pu-238	-0.0066 U	0.0231	0.004	0.0415	0.00 - 0.50
NBZ-00027	90046	Pu-239/240	0.0101 U	0.0251	0.0075	0.0404	0.00 - 0.50
NBZ-00027	90046	Sb-125	-0.0018 U	0.0418	0.0127	0.354	0.00 - 0.50
NBZ-00027	90046	Sn-126	0.0044 U	0.0163	0.0048	0.0237	0.00 - 0.50
NBZ-00027	90046	Sr-90	-0.0267 U	0.133	0.0334	0.485	0.00 - 0.50
NBZ-00027	90046	Th-228	1.07 L	0.0523	0.102	3.98	0.00 - 0.50
NBZ-00027	90046	Th-229	0.0348 L	0.0835	0.0251	0.145	0.00 - 0.50
NBZ-00027	90046	Th-230	0.714 L	0.116	0.084	2.2	0.00 - 0.50
NBZ-00027	90046	Th-232	1.02 L	0.0642	0.0986	3.1	0.00 - 0.50
NBZ-00027	90046	Th-234	1.25	0.291	0.136	3.19	0.00 - 0.50
NBZ-00027	90046	Tl-208	0.377	0.0158	0.0224	0.937	0.00 - 0.50
NBZ-00027	90046	Tm-171	1.34 U	11.5	4	72.4	0.00 - 0.50
NBZ-00027	90046	U-233/234	0.687	0.088	0.08	2.02	0.00 - 0.50
NBZ-00027	90046	U-235/236	0.0957	0.0185	0.0264	0.151	0.00 - 0.50
NBZ-00027	90046	U-238	0.875	0.0352	0.0912	1.8	0.00 - 0.50
NBZ-00027	90047	Ac-227	-0.0797 U	0.176	0.0566	0.217	1.00 - 2.50
NBZ-00027	90047	Am-241	-0.0022 U	0.0261	0.0058	0.0454	1.00 - 2.50

Table A.2
Analytical Results Summary
Northern Buffer Zone, Round 1

Sample Location	Sample ID	Analyte Name	Activity	MDC	TPU	RTL	Sample Depth (feet bgs)
NBZ-00027	90047	Bi-212	0.721	0.116	0.0705	2.15	1.00 - 2.50
NBZ-00027	90047	Bi-214	1.02	0.0254	0.0475	1.59	1.00 - 2.50
NBZ-00027	90047	Cd-113m	-2.63 U	114	35.3	3030	1.00 - 2.50
NBZ-00027	90047	Cm-243/244	-0.0104 U	0.0313	0.0062	0.0443	1.00 - 2.50
NBZ-00027	90047	Co-60	0.0003 U	0.0156	0.0045	0.028	1.00 - 2.50
NBZ-00027	90047	Cs-134	0.0028 U	0.0126	0.0042	0.0864	1.00 - 2.50
NBZ-00027	90047	Cs-137	0.0032 U	0.0153	0.0051	0.207	1.00 - 2.50
NBZ-00027	90047	Eu-152	-0.0093 U	0.0431	0.0152	0.0566	1.00 - 2.50
NBZ-00027	90047	Eu-154	0.0115 U	0.0888	0.0264	0.15	1.00 - 2.50
NBZ-00027	90047	Eu-155	0.057 SK	0.0615	0.0218	0.231	1.00 - 2.50
NBZ-00027	90047	Ho-166m	-0.0023 U	0.0237	0.007	0.0432	1.00 - 2.50
NBZ-00027	90047	K-40	20.4	0.118	1.17	32.4	1.00 - 2.50
NBZ-00027	90047	Na-22	-0.0106 U	0.0177	0.0059	0.037	1.00 - 2.50
NBZ-00027	90047	Nb-94	0.0047 U	0.0139	0.0042	0.0214	1.00 - 2.50
NBZ-00027	90047	Np-236	-0.0125 U J	0.0335	0.0103	0.047	1.00 - 2.50
NBZ-00027	90047	Np-239	0.0509 U J	0.119	0.037	0.139	1.00 - 2.50
NBZ-00027	90047	Pa-231	0.0191 U	0.735	0.22	0.936	1.00 - 2.50
NBZ-00027	90047	Pb-212	1.23	0.0287	0.0777	2.69	1.00 - 2.50
NBZ-00027	90047	Pb-214	1.09	0.0305	0.0536	1.7	1.00 - 2.50
NBZ-00027	90047	Pu-238	-0.0036 U	0.0413	0.0083	0.0415	1.00 - 2.50
NBZ-00027	90047	Pu-239/240	-0.0018 U	0.0325	0.0059	0.0404	1.00 - 2.50
NBZ-00027	90047	Sb-125	0.0142 U	0.04	0.0124	0.354	1.00 - 2.50
NBZ-00027	90047	Sn-126	0.0113 J	0.0158	0.0052	0.0237	1.00 - 2.50
NBZ-00027	90047	Sr-90	0.255	0.413	0.13	0.485	1.00 - 2.50
NBZ-00027	90047	Th-228	1.11 L	0.0764	0.101	3.98	1.00 - 2.50
NBZ-00027	90047	Th-229	0.0062 U L	0.0877	0.0224	0.145	1.00 - 2.50
NBZ-00027	90047	Th-230	0.782 L	0.0576	0.0802	2.2	1.00 - 2.50
NBZ-00027	90047	Th-232	1.05 L	0.0575	0.0958	3.1	1.00 - 2.50
NBZ-00027	90047	Th-234	1.47	0.253	0.14	3.19	1.00 - 2.50
NBZ-00027	90047	Tl-208	0.372	0.0146	0.0218	0.937	1.00 - 2.50
NBZ-00027	90047	Tm-171	-0.187 U	10.8	3.76	72.4	1.00 - 2.50
NBZ-00027	90047	U-233/234	0.961	0.097	0.104	2.02	1.00 - 2.50
NBZ-00027	90047	U-235/236	0.0603	0.0204	0.0217	0.151	1.00 - 2.50

Table A.2
Analytical Results Summary
Northern Buffer Zone, Round 1

Sample Location	Sample ID	Analyte Name	Activity	MDC	TPU	RTL	Sample Depth (feet bgs)
NBZ-00027	90047	U-238	0.827	0.0481	0.0912	1.8	1.00 - 2.50
NBZ-00028	90048	Ac-227	-0.136 U J	0.171	0.0631	0.217	0.00 - 0.50
NBZ-00028	90048	Am-241	-0.0037 U	0.0255	0.005	0.0454	0.00 - 0.50
NBZ-00028	90048	Bi-212	0.647	0.149	0.0745	2.15	0.00 - 0.50
NBZ-00028	90048	Bi-214	0.877	0.032	0.0443	1.59	0.00 - 0.50
NBZ-00028	90048	Cd-113m	23.6 U	119	36.8	3030	0.00 - 0.50
NBZ-00028	90048	Cm-243/244	-0.0092 U	0.0348	0.0073	0.0443	0.00 - 0.50
NBZ-00028	90048	Co-60	0 U	0.0211	0.006	0.028	0.00 - 0.50
NBZ-00028	90048	Cs-134	-0.0055 U	0.0159	0.0058	0.0864	0.00 - 0.50
NBZ-00028	90048	Cs-137	0.0272	0.0173	0.0078	0.207	0.00 - 0.50
NBZ-00028	90048	Eu-152	0.0008 U	0.0449	0.0134	0.0566	0.00 - 0.50
NBZ-00028	90048	Eu-154	-0.0664 U	0.116	0.0391	0.15	0.00 - 0.50
NBZ-00028	90048	Eu-155	0.0789 SK	0.0504	0.0224	0.231	0.00 - 0.50
NBZ-00028	90048	Ho-166m	0.0105 U J	0.0306	0.0089	0.0432	0.00 - 0.50
NBZ-00028	90048	K-40	21.4	0.153	1.17	32.4	0.00 - 0.50
NBZ-00028	90048	Na-22	-0.0033 U	0.0241	0.0082	0.037	0.00 - 0.50
NBZ-00028	90048	Nb-94	0.0068 U	0.0175	0.0051	0.0214	0.00 - 0.50
NBZ-00028	90048	Np-236	-0.0094 U	0.028	0.0086	0.047	0.00 - 0.50
NBZ-00028	90048	Np-239	-0.0176 U	0.113	0.035	0.139	0.00 - 0.50
NBZ-00028	90048	Pa-231	-0.33 U	0.748	0.249	0.936	0.00 - 0.50
NBZ-00028	90048	Pb-212	1.04	0.0288	0.0594	2.69	0.00 - 0.50
NBZ-00028	90048	Pb-214	0.911	0.032	0.0438	1.7	0.00 - 0.50
NBZ-00028	90048	Pu-238	0.0044 U	0.0219	0.0055	0.0415	0.00 - 0.50
NBZ-00028	90048	Pu-239/240	0.0048 U	0.0374	0.0095	0.0404	0.00 - 0.50
NBZ-00028	90048	Sb-125	0.0215 U	0.0447	0.0137	0.354	0.00 - 0.50
NBZ-00028	90048	Sn-126	0.0049 U	0.0198	0.0057	0.0237	0.00 - 0.50
NBZ-00028	90048	Sr-90	0.135	0.132	0.0462	0.485	0.00 - 0.50
NBZ-00028	90048	Th-228	0.571 L	0.0558	0.0726	3.98	0.00 - 0.50
NBZ-00028	90048	Th-229	-0.0074 UL	0.0975	0.0223	0.145	0.00 - 0.50
NBZ-00028	90048	Th-230	0.445 L	0.0891	0.0651	2.2	0.00 - 0.50
NBZ-00028	90048	Th-232	0.488 L	0.0544	0.0657	3.1	0.00 - 0.50
NBZ-00028	90048	Th-234	1.26	0.211	0.116	3.19	0.00 - 0.50
NBZ-00028	90048	Tl-208	0.34	0.0175	0.021	0.937	0.00 - 0.50

Table A.2
Analytical Results Summary
Northern Buffer Zone, Round 1

Sample Location	Sample ID	Analyte Name	Activity	MDC	TPU	RTL	Sample Depth (feet bgs)
NBZ-00028	90048	Tm-171	-0.652 U	6.21	2	72.4	0.00 - 0.50
NBZ-00028	90048	U-233/234	0.357	0.0494	0.0512	2.02	0.00 - 0.50
NBZ-00028	90048	U-235/236	0.027	0.0183	0.0136	0.151	0.00 - 0.50
NBZ-00028	90048	U-238	0.516	0.043	0.0639	1.8	0.00 - 0.50
NBZ-00028	90049	Ac-227	0.0636 U	0.213	0.0635	0.217	0.50 - 1.00
NBZ-00028	90049	Am-241	-0.0086 U	0.0302	0.0052	0.0454	0.50 - 1.00
NBZ-00028	90049	Bi-212	0.775	0.143	0.0827	2.15	0.50 - 1.00
NBZ-00028	90049	Bi-214	0.886	0.0321	0.0495	1.59	0.50 - 1.00
NBZ-00028	90049	Cd-113m	-14 U	143	48.5	3030	0.50 - 1.00
NBZ-00028	90049	Cm-243/244	-0.0106 U	0.0425	0.0094	0.0443	0.50 - 1.00
NBZ-00028	90049	Co-60	-0.0031 U	0.0183	0.0056	0.028	0.50 - 1.00
NBZ-00028	90049	Cs-134	0.012 JSK	0.0167	0.0062	0.0864	0.50 - 1.00
NBZ-00028	90049	Cs-137	0.0268	0.0204	0.0095	0.207	0.50 - 1.00
NBZ-00028	90049	Eu-152	-0.0225 U	0.0511	0.0273	0.0566	0.50 - 1.00
NBZ-00028	90049	Eu-154	-0.0962 U J	0.103	0.0396	0.15	0.50 - 1.00
NBZ-00028	90049	Eu-155	0.0359 U	0.079	0.0293	0.231	0.50 - 1.00
NBZ-00028	90049	Ho-166m	-0.0136 U	0.0284	0.009	0.0432	0.50 - 1.00
NBZ-00028	90049	K-40	23.3	0.125	1.27	32.4	0.50 - 1.00
NBZ-00028	90049	Na-22	-0.019 U J	0.0219	0.0083	0.037	0.50 - 1.00
NBZ-00028	90049	Nb-94	0.0053 U	0.0173	0.0051	0.0214	0.50 - 1.00
NBZ-00028	90049	Np-236	-0.0229 U J	0.0427	0.0146	0.047	0.50 - 1.00
NBZ-00028	90049	Np-239	-0.0099 U J	0.145	0.0426	0.139	0.50 - 1.00
NBZ-00028	90049	Pa-231	-0.414 U	0.906	0.314	0.936	0.50 - 1.00
NBZ-00028	90049	Pb-212	1.14	0.0353	0.0669	2.69	0.50 - 1.00
NBZ-00028	90049	Pb-214	1.03	0.0375	0.051	1.7	0.50 - 1.00
NBZ-00028	90049	Pu-238	0.0082 U	0.0262	0.0074	0.0415	0.50 - 1.00
NBZ-00028	90049	Pu-239/240	0.0029	0.0079	0.0029	0.0404	0.50 - 1.00
NBZ-00028	90049	Sb-125	0.0101 U	0.0495	0.0148	0.354	0.50 - 1.00
NBZ-00028	90049	Sn-126	0.0049 U	0.0188	0.0055	0.0237	0.50 - 1.00
NBZ-00028	90049	Sr-90	0.118	0.158	0.0527	0.485	0.50 - 1.00
NBZ-00028	90049	Th-228	1 L	0.128	0.0976	3.98	0.50 - 1.00
NBZ-00028	90049	Th-229	-0.0059 U L	0.093	0.0227	0.145	0.50 - 1.00
NBZ-00028	90049	Th-230	0.859 L	0.0629	0.0835	2.2	0.50 - 1.00

Table A.2
Analytical Results Summary
Northern Buffer Zone, Round 1

Sample Location	Sample ID	Analyte Name	Activity	MDC	TPU	RTL	Sample Depth (feet bgs)
NBZ-00028	90049	Th-232	0.955 L	0.0627	0.0891	3.1	0.50 - 1.00
NBZ-00028	90049	Th-234	1.46	0.358	0.183	3.19	0.50 - 1.00
NBZ-00028	90049	Tl-208	0.372	0.0165	0.0233	0.937	0.50 - 1.00
NBZ-00028	90049	Tm-171	-5.19 U	17.6	6.6	72.4	0.50 - 1.00
NBZ-00028	90049	U-233/234	0.691	0.0741	0.0814	2.02	0.50 - 1.00
NBZ-00028	90049	U-235/236	0.0538	0.047	0.0219	0.151	0.50 - 1.00
NBZ-00028	90049	U-238	0.874	0.0381	0.0936	1.8	0.50 - 1.00
NBZ-00029	90050	Ac-227	0.0313 U	0.21	0.0617	0.217	0.00 - 0.50
NBZ-00029	90050	Am-241	0.0009 UJ	0.0193	0.0037	0.0454	0.00 - 0.50
NBZ-00029	90050	Bi-212	0.595 J	0.136	0.0752	2.15	0.00 - 0.50
NBZ-00029	90050	Bi-214	0.932	0.0328	0.0452	1.59	0.00 - 0.50
NBZ-00029	90050	Cd-113m	-102 UJ	138	51.7	3030	0.00 - 0.50
NBZ-00029	90050	Cm-243/244	0.0021 UJ	0.0355	0.0087	0.0443	0.00 - 0.50
NBZ-00029	90050	Co-60	0.0044 U	0.0179	0.0053	0.028	0.00 - 0.50
NBZ-00029	90050	Cs-134	0.0051 U	0.0158	0.0055	0.0864	0.00 - 0.50
NBZ-00029	90050	Cs-137	0.26	0.0176	0.0188	0.207	0.00 - 0.50
NBZ-00029	90050	Eu-152	0.0033 U	0.0518	0.0224	0.0566	0.00 - 0.50
NBZ-00029	90050	Eu-154	-0.021 U	0.0983	0.0298	0.15	0.00 - 0.50
NBZ-00029	90050	Eu-155	0.0602 JS	0.0765	0.028	0.231	0.00 - 0.50
NBZ-00029	90050	Ho-166m	0.0046 U	0.0261	0.0076	0.0432	0.00 - 0.50
NBZ-00029	90050	K-40	20.4	0.133	1.11	32.4	0.00 - 0.50
NBZ-00029	90050	Na-22	-0.0087 U	0.0209	0.0067	0.037	0.00 - 0.50
NBZ-00029	90050	Nb-94	0.0035 U	0.0158	0.0046	0.0214	0.00 - 0.50
NBZ-00029	90050	Np-236	0.0039 U	0.0423	0.0133	0.047	0.00 - 0.50
NBZ-00029	90050	Np-239	0.0009 U	0.142	0.0414	0.139	0.00 - 0.50
NBZ-00029	90050	Pa-231	-0.539 U	0.851	0.3	0.936	0.00 - 0.50
NBZ-00029	90050	Pb-212	1.2	0.0347	0.07	2.69	0.00 - 0.50
NBZ-00029	90050	Pb-214	1.06	0.0363	0.0508	1.7	0.00 - 0.50
NBZ-00029	90050	Pu-238	-0.0016 U	0.0139	0.0027	0.0415	0.00 - 0.50
NBZ-00029	90050	Pu-239/240	0.004 U	0.0198	0.0052	0.0404	0.00 - 0.50
NBZ-00029	90050	Sb-125	0.0059 U	0.0476	0.0142	0.354	0.00 - 0.50
NBZ-00029	90050	Sn-126	-0.002 U	0.0179	0.0052	0.0237	0.00 - 0.50
NBZ-00029	90050	Sr-90	0.11	0.142	0.0472	0.485	0.00 - 0.50

Table A.2
Analytical Results Summary
Northern Buffer Zone, Round 1

Sample Location	Sample ID	Analyte Name	Activity	MDC	TPU	RTL	Sample Depth (feet bgs)
NBZ-00029	90050	Th-228	0.836 L	0.116	0.101	3.98	0.00 - 0.50
NBZ-00029	90050	Th-229	-0.0516 UL	0.183	0.0439	0.145	0.00 - 0.50
NBZ-00029	90050	Th-230	0.678 L	0.156	0.0936	2.2	0.00 - 0.50
NBZ-00029	90050	Th-232	0.856 L	0.063	0.0979	3.1	0.00 - 0.50
NBZ-00029	90050	Th-234	1.43 J	0.408	0.375	3.19	0.00 - 0.50
NBZ-00029	90050	Tl-208	0.355	0.0165	0.0225	0.937	0.00 - 0.50
NBZ-00029	90050	Tm-171	-14.1 UJ	17	6.17	72.4	0.00 - 0.50
NBZ-00029	90050	U-233/234	0.658	0.109	0.0824	2.02	0.00 - 0.50
NBZ-00029	90050	U-235/236	0.0378	0.0205	0.0171	0.151	0.00 - 0.50
NBZ-00029	90050	U-238	0.63	0.0166	0.0753	1.8	0.00 - 0.50
NBZ-00029	90051	Ac-227	0.0105 U	0.178	0.0541	0.217	1.00 - 2.50
NBZ-00029	90051	Am-241	0.0002 U	0.0183	0.0041	0.0454	1.00 - 2.50
NBZ-00029	90051	Bi-212	0.692 J	0.201	0.178	2.15	1.00 - 2.50
NBZ-00029	90051	Bi-214	0.893	0.0298	0.0457	1.59	1.00 - 2.50
NBZ-00029	90051	Cd-113m	71.2 J	120	42.2	3030	1.00 - 2.50
NBZ-00029	90051	Cm-243/244	-0.0042 U	0.0213	0.0041	0.0443	1.00 - 2.50
NBZ-00029	90051	Co-60	-0.0032 UJ	0.0182	0.0055	0.028	1.00 - 2.50
NBZ-00029	90051	Cs-134	0.01 JS	0.015	0.0055	0.0864	1.00 - 2.50
NBZ-00029	90051	Cs-137	-0.0005 U	0.0197	0.0058	0.207	1.00 - 2.50
NBZ-00029	90051	Eu-152	-0.0078 U	0.0442	0.019	0.0566	1.00 - 2.50
NBZ-00029	90051	Eu-154	-0.0401 U	0.104	0.0324	0.15	1.00 - 2.50
NBZ-00029	90051	Eu-155	0.0606 JS	0.0588	0.0223	0.231	1.00 - 2.50
NBZ-00029	90051	Ho-166m	0.0072 U	0.0285	0.0086	0.0432	1.00 - 2.50
NBZ-00029	90051	K-40	20.2	0.127	1.09	32.4	1.00 - 2.50
NBZ-00029	90051	Na-22	-0.0061 U	0.0216	0.0067	0.037	1.00 - 2.50
NBZ-00029	90051	Nb-94	0.0113 JS	0.0168	0.0056	0.0214	1.00 - 2.50
NBZ-00029	90051	Np-236	-0.0029 U	0.0316	0.0094	0.047	1.00 - 2.50
NBZ-00029	90051	Np-239	-0.0331 U	0.116	0.0364	0.139	1.00 - 2.50
NBZ-00029	90051	Pa-231	-0.149 U	0.734	0.262	0.936	1.00 - 2.50
NBZ-00029	90051	Pb-212	1.17	0.0288	0.0657	2.69	1.00 - 2.50
NBZ-00029	90051	Pb-214	0.961	0.0313	0.046	1.7	1.00 - 2.50
NBZ-00029	90051	Pu-238	0.0073 U	0.0233	0.0066	0.0415	1.00 - 2.50
NBZ-00029	90051	Pu-239/240	0.0009 U	0.0253	0.006	0.0404	1.00 - 2.50

Table A.2
Analytical Results Summary
Northern Buffer Zone, Round 1

Sample Location	Sample ID	Analyte Name	Activity	MDC	TPU	RTL	Sample Depth (feet bgs)
NBZ-00029	90051	Sb-125	-0.0035 U	0.0428	0.0126	0.354	1.00 - 2.50
NBZ-00029	90051	Sn-126	0.0123 J	0.0183	0.006	0.0237	1.00 - 2.50
NBZ-00029	90051	Sr-90	0.111	0.147	0.0476	0.485	1.00 - 2.50
NBZ-00029	90051	Th-228	1.24 L	0.125	0.131	3.98	1.00 - 2.50
NBZ-00029	90051	Th-229	0.0187 UJL	0.0867	0.0229	0.145	1.00 - 2.50
NBZ-00029	90051	Th-230	0.801 L	0.1	0.0993	2.2	1.00 - 2.50
NBZ-00029	90051	Th-232	1.21 L	0.0684	0.125	3.1	1.00 - 2.50
NBZ-00029	90051	Th-234	1.03 J	0.242	0.122	3.19	1.00 - 2.50
NBZ-00029	90051	Tl-208	0.368	0.0162	0.0235	0.937	1.00 - 2.50
NBZ-00029	90051	Tm-171	-0.114 U	7.01	2.49	72.4	1.00 - 2.50
NBZ-00029	90051	U-233/234	0.812	0.0606	0.0838	2.02	1.00 - 2.50
NBZ-00029	90051	U-235/236	0.0362	0.0164	0.015	0.151	1.00 - 2.50
NBZ-00029	90051	U-238	0.827	0.0311	0.0838	1.8	1.00 - 2.50
NBZ-00030	90052	Ac-227	-0.0246 U	0.177	0.0543	0.217	0.00 - 0.50
NBZ-00030	90052	Am-241	0.0064 U	0.0205	0.0058	0.0454	0.00 - 0.50
NBZ-00030	90052	Bi-212	0.773	0.119	0.0695	2.15	0.00 - 0.50
NBZ-00030	90052	Bi-214	0.971	0.0278	0.0455	1.59	0.00 - 0.50
NBZ-00030	90052	Cd-113m	-34.1 UJ	116	39.4	3030	0.00 - 0.50
NBZ-00030	90052	Cm-243/244	-0.0014 U	0.0248	0.0054	0.0443	0.00 - 0.50
NBZ-00030	90052	Co-60	-0.0019 U	0.0157	0.0047	0.028	0.00 - 0.50
NBZ-00030	90052	Cs-134	0.0048 U	0.0136	0.0047	0.0864	0.00 - 0.50
NBZ-00030	90052	Cs-137	0.153	0.0156	0.0114	0.207	0.00 - 0.50
NBZ-00030	90052	Eu-152	-0.0225 U	0.0434	0.0146	0.0566	0.00 - 0.50
NBZ-00030	90052	Eu-154	0.0123 U	0.0897	0.0261	0.15	0.00 - 0.50
NBZ-00030	90052	Eu-155	0.0478 JS	0.0619	0.0212	0.231	0.00 - 0.50
NBZ-00030	90052	Ho-166m	0.0107 U	0.0247	0.0077	0.0432	0.00 - 0.50
NBZ-00030	90052	K-40	22.2	0.115	1.32	32.4	0.00 - 0.50
NBZ-00030	90052	Na-22	-0.006 U	0.0185	0.0058	0.037	0.00 - 0.50
NBZ-00030	90052	Nb-94	0.0012 U	0.0138	0.0041	0.0214	0.00 - 0.50
NBZ-00030	90052	Np-236	-0.0131 U	0.0333	0.0103	0.047	0.00 - 0.50
NBZ-00030	90052	Np-239	-0.0421 U	0.119	0.0376	0.139	0.00 - 0.50
NBZ-00030	90052	Pa-231	-0.223 U	0.721	0.236	0.936	0.00 - 0.50
NBZ-00030	90052	Pb-212	1.19	0.0306	0.0736	2.69	0.00 - 0.50

Table A.2
Analytical Results Summary
Northern Buffer Zone, Round 1

Sample Location	Sample ID	Analyte Name	Activity	MDC	TPU	RTL	Sample Depth (feet bgs)
NBZ-00030	90052	Pb-214	1.08	0.0308	0.053	1.7	0.00 - 0.50
NBZ-00030	90052	Pu-238	0.0004 UJ	0.0304	0.0068	0.0415	0.00 - 0.50
NBZ-00030	90052	Pu-239/240	0.0034 UJ	0.0304	0.0075	0.0404	0.00 - 0.50
NBZ-00030	90052	Sb-125	0.0071 U	0.0403	0.0118	0.354	0.00 - 0.50
NBZ-00030	90052	Sn-126	-0.0001 U	0.0155	0.0046	0.0237	0.00 - 0.50
NBZ-00030	90052	Sr-90	-0.0032 U	0.126	0.0331	0.485	0.00 - 0.50
NBZ-00030	90052	Th-228	1.1 L	0.134	0.113	3.98	0.00 - 0.50
NBZ-00030	90052	Th-229	0.0672 L	0.0804	0.0291	0.145	0.00 - 0.50
NBZ-00030	90052	Th-230	0.715 L	0.0895	0.084	2.2	0.00 - 0.50
NBZ-00030	90052	Th-232	1.29 L	0.0201	0.117	3.1	0.00 - 0.50
NBZ-00030	90052	Th-234	1.35	0.261	0.129	3.19	0.00 - 0.50
NBZ-00030	90052	Tl-208	0.371	0.0153	0.0214	0.937	0.00 - 0.50
NBZ-00030	90052	Tm-171	1.54 U	10.2	3.59	72.4	0.00 - 0.50
NBZ-00030	90052	U-233/234	0.749	0.128	0.103	2.02	0.00 - 0.50
NBZ-00030	90052	U-235/236	0.0555	0.0301	0.0252	0.151	0.00 - 0.50
NBZ-00030	90052	U-238	0.854	0.0244	0.107	1.8	0.00 - 0.50
NBZ-00030	90053	Ac-227	-0.103 U	0.183	0.0604	0.217	1.00 - 2.50
NBZ-00030	90053	Am-241	0.0069 U	0.0218	0.0062	0.0454	1.00 - 2.50
NBZ-00030	90053	Bi-212	0.72	0.119	0.0678	2.15	1.00 - 2.50
NBZ-00030	90053	Bi-214	0.87	0.0285	0.0417	1.59	1.00 - 2.50
NBZ-00030	90053	Cd-113m	68.4 J	129	40.8	3030	1.00 - 2.50
NBZ-00030	90053	Cm-243/244	0.0044 U	0.0345	0.0091	0.0443	1.00 - 2.50
NBZ-00030	90053	Co-60	-0.0059 UJ	0.0163	0.0051	0.028	1.00 - 2.50
NBZ-00030	90053	Cs-134	0.0078 JS	0.0138	0.0048	0.0864	1.00 - 2.50
NBZ-00030	90053	Cs-137	0.0049 U	0.0158	0.0053	0.207	1.00 - 2.50
NBZ-00030	90053	Eu-152	-0.0211 U	0.0439	0.0148	0.0566	1.00 - 2.50
NBZ-00030	90053	Eu-154	-0.0282 U	0.0918	0.0289	0.15	1.00 - 2.50
NBZ-00030	90053	Eu-155	0.0997 JS	0.0667	0.0276	0.231	1.00 - 2.50
NBZ-00030	90053	Ho-166m	-0.0058 U	0.0243	0.0074	0.0432	1.00 - 2.50
NBZ-00030	90053	K-40	19.8	0.123	1.15	32.4	1.00 - 2.50
NBZ-00030	90053	Na-22	0.0057 U	0.02	0.0067	0.037	1.00 - 2.50
NBZ-00030	90053	Nb-94	0.0043 U	0.0145	0.0043	0.0214	1.00 - 2.50
NBZ-00030	90053	Np-236	-0.0059 U	0.0362	0.0112	0.047	1.00 - 2.50

Table A.2
Analytical Results Summary
Northern Buffer Zone, Round 1

Sample Location	Sample ID	Analyte Name	Activity	MDC	TPU	RTL	Sample Depth (feet bgs)
NBZ-00030	90053	Np-239	0.009 U	0.129	0.0378	0.139	1.00 - 2.50
NBZ-00030	90053	Pa-231	0.241 U	0.791	0.239	0.936	1.00 - 2.50
NBZ-00030	90053	Pb-212	1.24	0.0315	0.0831	2.69	1.00 - 2.50
NBZ-00030	90053	Pb-214	0.978	0.0323	0.049	1.7	1.00 - 2.50
NBZ-00030	90053	Pu-238	-0.0055 U	0.0279	0.0054	0.0415	1.00 - 2.50
NBZ-00030	90053	Pu-239/240	0.0064 U	0.0278	0.0076	0.0404	1.00 - 2.50
NBZ-00030	90053	Sb-125	0.0098 U	0.0417	0.0127	0.354	1.00 - 2.50
NBZ-00030	90053	Sn-126	0.0054 U	0.0163	0.0049	0.0237	1.00 - 2.50
NBZ-00030	90053	Sr-90	-0.0834 U	0.207	0.0528	0.485	1.00 - 2.50
NBZ-00030	90053	Th-228	1.17 L	0.0965	0.117	3.98	1.00 - 2.50
NBZ-00030	90053	Th-229	0.0471 L	0.0579	0.0224	0.145	1.00 - 2.50
NBZ-00030	90053	Th-230	0.815 L	0.0844	0.0925	2.2	1.00 - 2.50
NBZ-00030	90053	Th-232	0.836 L	0.0842	0.0938	3.1	1.00 - 2.50
NBZ-00030	90053	Th-234	1.23 J	0.292	0.153	3.19	1.00 - 2.50
NBZ-00030	90053	Tl-208	0.367	0.0149	0.0215	0.937	1.00 - 2.50
NBZ-00030	90053	Tm-171	-8.44 U	14.8	5.44	72.4	1.00 - 2.50
NBZ-00030	90053	U-233/234	0.739	0.0399	0.0786	2.02	1.00 - 2.50
NBZ-00030	90053	U-235/236	0.0313	0.017	0.0141	0.151	1.00 - 2.50
NBZ-00030	90053	U-238	0.972	0.0137	0.0951	1.8	1.00 - 2.50
NBZ-00031	90054	Ac-227	0.0033 U	0.157	0.048	0.217	0.00 - 0.50
NBZ-00031	90054	Am-241	0.0062 U	0.0281	0.0076	0.0454	0.00 - 0.50
NBZ-00031	90054	Bi-212	0.611	0.109	0.0582	2.15	0.00 - 0.50
NBZ-00031	90054	Bi-214	0.782	0.0251	0.0377	1.59	0.00 - 0.50
NBZ-00031	90054	Cd-113m	-0.955 U	104	31.9	3030	0.00 - 0.50
NBZ-00031	90054	Cm-243/244	-0.0045 U	0.0337	0.0074	0.0443	0.00 - 0.50
NBZ-00031	90054	Co-60	-0.0055 U	0.0134	0.0044	0.028	0.00 - 0.50
NBZ-00031	90054	Cs-134	-0.0061 U	0.0118	0.0044	0.0864	0.00 - 0.50
NBZ-00031	90054	Cs-137	0.144	0.0147	0.0111	0.207	0.00 - 0.50
NBZ-00031	90054	Eu-152	-0.0125 U	0.038	0.0115	0.0566	0.00 - 0.50
NBZ-00031	90054	Eu-154	0.0002 U	0.0809	0.0274	0.15	0.00 - 0.50
NBZ-00031	90054	Eu-155	0.0761 SK	0.0511	0.021	0.231	0.00 - 0.50
NBZ-00031	90054	Ho-166m	0.003 U	0.0211	0.0063	0.0432	0.00 - 0.50
NBZ-00031	90054	K-40	19.6	0.103	1.06	32.4	0.00 - 0.50

Table A.2
Analytical Results Summary
Northern Buffer Zone, Round 1

Sample Location	Sample ID	Analyte Name	Activity	MDC	TPU	RTL	Sample Depth (feet bgs)
NBZ-00031	90054	Na-22	0.004 U	0.0168	0.005	0.037	0.00 - 0.50
NBZ-00031	90054	Nb-94	0.0013 U	0.0121	0.0036	0.0214	0.00 - 0.50
NBZ-00031	90054	Np-236	-0.01 U	0.0285	0.0087	0.047	0.00 - 0.50
NBZ-00031	90054	Np-239	0.0319 U	0.104	0.0321	0.139	0.00 - 0.50
NBZ-00031	90054	Pa-231	0.225 U	0.655	0.206	0.936	0.00 - 0.50
NBZ-00031	90054	Pb-212	1.06	0.0261	0.0606	2.69	0.00 - 0.50
NBZ-00031	90054	Pb-214	0.896	0.0276	0.0426	1.7	0.00 - 0.50
NBZ-00031	90054	Pu-238	-0.008 U	0.0246	0.0043	0.0415	0.00 - 0.50
NBZ-00031	90054	Pu-239/240	-0.0001 U	0.0246	0.0058	0.0404	0.00 - 0.50
NBZ-00031	90054	Sb-125	-0.002 U	0.0355	0.0104	0.354	0.00 - 0.50
NBZ-00031	90054	Sn-126	0.0007 U	0.0137	0.0041	0.0237	0.00 - 0.50
NBZ-00031	90054	Sr-90	-0.0653 U	0.155	0.0391	0.485	0.00 - 0.50
NBZ-00031	90054	Th-228	0.535 L	0.116	0.0755	3.98	0.00 - 0.50
NBZ-00031	90054	Th-229	0.0454 L	0.0557	0.0215	0.145	0.00 - 0.50
NBZ-00031	90054	Th-230	0.581 L	0.099	0.0763	2.2	0.00 - 0.50
NBZ-00031	90054	Th-232	0.587 L	0.0204	0.0728	3.1	0.00 - 0.50
NBZ-00031	90054	Th-234	1.24	0.232	0.122	3.19	0.00 - 0.50
NBZ-00031	90054	Tl-208	0.314	0.013	0.0185	0.937	0.00 - 0.50
NBZ-00031	90054	Tm-171	1.18 U	10.2	3.5	72.4	0.00 - 0.50
NBZ-00031	90054	U-233/234	0.343	0.0823	0.0512	2.02	0.00 - 0.50
NBZ-00031	90054	U-235/236	0.0154 U	0.0475	0.0136	0.151	0.00 - 0.50
NBZ-00031	90054	U-238	0.383	0.0384	0.0506	1.8	0.00 - 0.50
NBZ-00031	90055	Ac-227	-0.0357 U	0.195	0.0581	0.217	1.00 - 2.30
NBZ-00031	90055	Am-241	0.0052 U	0.0255	0.0067	0.0454	1.00 - 2.30
NBZ-00031	90055	Bi-212	1.02	0.139	0.0921	2.15	1.00 - 2.30
NBZ-00031	90055	Bi-214	0.901	0.0312	0.0454	1.59	1.00 - 2.30
NBZ-00031	90055	Cd-113m	-38 U	128	38.9	3030	1.00 - 2.30
NBZ-00031	90055	Cm-243/244	0.0027 U	0.035	0.0088	0.0443	1.00 - 2.30
NBZ-00031	90055	Co-60	-0.0023 U	0.0185	0.0055	0.028	1.00 - 2.30
NBZ-00031	90055	Cs-134	0.0035 U	0.0153	0.0052	0.0864	1.00 - 2.30
NBZ-00031	90055	Cs-137	0.0106 J	0.0195	0.0069	0.207	1.00 - 2.30
NBZ-00031	90055	Eu-152	0.0168 U	0.049	0.0169	0.0566	1.00 - 2.30
NBZ-00031	90055	Eu-154	0.0063 U	0.105	0.0304	0.15	1.00 - 2.30

Table A.2
Analytical Results Summary
Northern Buffer Zone, Round 1

Sample Location	Sample ID	Analyte Name	Activity	MDC	TPU	RTL	Sample Depth (feet bgs)
NBZ-00031	90055	Eu-155	0.0913 SK	0.0687	0.0265	0.231	1.00 - 2.30
NBZ-00031	90055	Ho-166m	0.0063 U	0.0285	0.0085	0.0432	1.00 - 2.30
NBZ-00031	90055	K-40	21.3	0.133	1.16	32.4	1.00 - 2.30
NBZ-00031	90055	Na-22	-0.01 U	0.0223	0.0072	0.037	1.00 - 2.30
NBZ-00031	90055	Nb-94	0.0091 JSK	0.0166	0.0052	0.0214	1.00 - 2.30
NBZ-00031	90055	Np-236	-0.0201 U	0.0369	0.0122	0.047	1.00 - 2.30
NBZ-00031	90055	Np-239	-0.0575 U	0.129	0.0406	0.139	1.00 - 2.30
NBZ-00031	90055	Pa-231	0.119 U	0.807	0.239	0.936	1.00 - 2.30
NBZ-00031	90055	Pb-212	1.56	0.0323	0.0869	2.69	1.00 - 2.30
NBZ-00031	90055	Pb-214	1.04	0.034	0.0497	1.7	1.00 - 2.30
NBZ-00031	90055	Pu-238	0.001 U	0.014	0.0031	0.0415	1.00 - 2.30
NBZ-00031	90055	Pu-239/240	0.0028 U	0.0139	0.0036	0.0404	1.00 - 2.30
NBZ-00031	90055	Sb-125	-0.005 U	0.046	0.014	0.354	1.00 - 2.30
NBZ-00031	90055	Sn-126	0.0089 U	0.0188	0.0058	0.0237	1.00 - 2.30
NBZ-00031	90055	Sr-90	-0.0181 U	0.119	0.0303	0.485	1.00 - 2.30
NBZ-00031	90055	Th-228	1.41 L	0.0962	0.114	3.98	1.00 - 2.30
NBZ-00031	90055	Th-229	-0.0054 UL	0.0813	0.0195	0.145	1.00 - 2.30
NBZ-00031	90055	Th-230	0.869 L	0.0502	0.0808	2.2	1.00 - 2.30
NBZ-00031	90055	Th-232	1.56 L	0.0396	0.118	3.1	1.00 - 2.30
NBZ-00031	90055	Th-234	1.62	0.303	0.172	3.19	1.00 - 2.30
NBZ-00031	90055	Tl-208	0.472	0.018	0.0269	0.937	1.00 - 2.30
NBZ-00031	90055	Tm-171	-0.978 U	14.7	4.81	72.4	1.00 - 2.30
NBZ-00031	90055	U-233/234	1.05	0.0531	0.0962	2.02	1.00 - 2.30
NBZ-00031	90055	U-235/236	0.04	0.0417	0.017	0.151	1.00 - 2.30
NBZ-00031	90055	U-238	0.957	0.0338	0.0893	1.8	1.00 - 2.30
NBZ-00032	90056	Ac-227	-0.083 U	0.279	0.0857	0.217	0.00 - 0.50
NBZ-00032	90056	Am-241	0.0124 U	0.0375	0.0109	0.0454	0.00 - 0.50
NBZ-00032	90056	Bi-212	0.91	0.214	0.118	2.15	0.00 - 0.50
NBZ-00032	90056	Bi-214	1.33	0.0475	0.0684	1.59	0.00 - 0.50
NBZ-00032	90056	Cd-113m	-15.3 U	191	64.6	3030	0.00 - 0.50
NBZ-00032	90056	Cm-243/244	-0.0063 U	0.0567	0.0144	0.0443	0.00 - 0.50
NBZ-00032	90056	Co-60	0.0113 U	0.0327	0.0096	0.028	0.00 - 0.50
NBZ-00032	90056R	Co-60	0.0214 J	0.0266	0.00886	0.028	0.00 - 0.50

Table A.2
Analytical Results Summary
Northern Buffer Zone, Round 1

Sample Location	Sample ID	Analyte Name	Activity	MDC	TPU	RTL	Sample Depth (feet bgs)
NBZ-00032	90056	Cs-134	0.0089 U	0.0251	0.0085	0.0864	0.00 - 0.50
NBZ-00032	90056	Cs-137	0.0774	0.0287	0.0124	0.207	0.00 - 0.50
NBZ-00032	90056	Eu-152	0.0115 U	0.0724	0.0247	0.0566	0.00 - 0.50
NBZ-00032	90056	Eu-154	-0.0735 U	0.167	0.0529	0.15	0.00 - 0.50
NBZ-00032	90056	Eu-155	0.0773 JSK	0.0939	0.0335	0.231	0.00 - 0.50
NBZ-00032	90056	Ho-166m	0.0083 U	0.0449	0.0132	0.0432	0.00 - 0.50
NBZ-00032	90056	K-40	24.6	0.215	1.42	32.4	0.00 - 0.50
NBZ-00032	90056	Na-22	0.0039 U	0.0377	0.011	0.037	0.00 - 0.50
NBZ-00032	90056	Nb-94	0.0106 U	0.0261	0.0079	0.0214	0.00 - 0.50
NBZ-00032	90056	Np-236	0.0001 U	0.0498	0.0152	0.047	0.00 - 0.50
NBZ-00032	90056	Np-239	-0.0535 U	0.185	0.0563	0.139	0.00 - 0.50
NBZ-00032	90056	Pa-231	0.0706 U	1.21	0.409	0.936	0.00 - 0.50
NBZ-00032	90056	Pb-212	1.48	0.0465	0.0882	2.69	0.00 - 0.50
NBZ-00032	90056	Pb-214	1.42	0.0514	0.069	1.7	0.00 - 0.50
NBZ-00032	90056	Pu-238	0	0.0057	0.0021	0.0415	0.00 - 0.50
NBZ-00032	90056	Pu-239/240	0.0033 U	0.0166	0.0042	0.0404	0.00 - 0.50
NBZ-00032	90056	Sb-125	0.0335 U	0.0705	0.0222	0.354	0.00 - 0.50
NBZ-00032	90056	Sn-126	0.0185 J	0.0299	0.0095	0.0237	0.00 - 0.50
NBZ-00032	90056	Sr-90	0.0592 U	0.163	0.0488	0.485	0.00 - 0.50
NBZ-00032	90056	Th-228	1.35 L	0.142	0.121	3.98	0.00 - 0.50
NBZ-00032	90056	Th-229	0.0064 UL	0.119	0.0317	0.145	0.00 - 0.50
NBZ-00032	90056	Th-230	1.17 L	0.11	0.107	2.2	0.00 - 0.50
NBZ-00032	90056	Th-232	1.2 L	0.0587	0.106	3.1	0.00 - 0.50
NBZ-00032	90056	Th-234	1.73	0.39	0.198	3.19	0.00 - 0.50
NBZ-00032	90056	Tl-208	0.485	0.0264	0.0326	0.937	0.00 - 0.50
NBZ-00032	90056	Tm-171	-0.853 U	16.4	5.47	72.4	0.00 - 0.50
NBZ-00032	90056	U-233/234	1.03	0.0979	0.0991	2.02	0.00 - 0.50
NBZ-00032	90056	U-235/236	0.084	0.0512	0.025	0.151	0.00 - 0.50
NBZ-00032	90056	U-238	1.05	0.0499	0.0983	1.8	0.00 - 0.50
NBZ-00032	90057	Ac-227	-0.097 U	0.163	0.0542	0.217	0.50 - 0.80
NBZ-00032	90057	Am-241	-0.0118 U	0.0392	0.0082	0.0454	0.50 - 0.80
NBZ-00032	90057	Bi-212	0.747	0.121	0.0655	2.15	0.50 - 0.80
NBZ-00032	90057	Bi-214	1.08	0.0283	0.0502	1.59	0.50 - 0.80

Table A.2
Analytical Results Summary
Northern Buffer Zone, Round 1

Sample Location	Sample ID	Analyte Name	Activity	MDC	TPU	RTL	Sample Depth (feet bgs)
NBZ-00032	90057	Cd-113m	-6.57 U	114	33.7	3030	0.50 - 0.80
NBZ-00032	90057	Cm-243/244	-0.0159 U	0.0455	0.0098	0.0443	0.50 - 0.80
NBZ-00032	90057	Co-60	0.0015 U	0.0162	0.0047	0.028	0.50 - 0.80
NBZ-00032	90057	Cs-134	0.0015 U	0.0133	0.0044	0.0864	0.50 - 0.80
NBZ-00032	90057	Cs-137	0.053	0.018	0.0072	0.207	0.50 - 0.80
NBZ-00032	90057	Eu-152	-0.0066 U	0.0428	0.0148	0.0566	0.50 - 0.80
NBZ-00032	90057	Eu-154	-0.0441 U	0.0932	0.0296	0.15	0.50 - 0.80
NBZ-00032	90057	Eu-155	0.0922 SK	0.0571	0.0245	0.231	0.50 - 0.80
NBZ-00032	90057	Ho-166m	-0.002 U	0.0251	0.0074	0.0432	0.50 - 0.80
NBZ-00032	90057	K-40	21	0.123	1.14	32.4	0.50 - 0.80
NBZ-00032	90057	Na-22	-0.0035 U	0.0197	0.0059	0.037	0.50 - 0.80
NBZ-00032	90057	Nb-94	0.0012 U	0.0145	0.0043	0.0214	0.50 - 0.80
NBZ-00032	90057	Np-236	0.0134 U	0.0325	0.0103	0.047	0.50 - 0.80
NBZ-00032	90057	Np-239	-0.0036 U	0.113	0.0332	0.139	0.50 - 0.80
NBZ-00032	90057	Pa-231	-0.107 U	0.712	0.213	0.936	0.50 - 0.80
NBZ-00032	90057	Pb-212	1.14	0.0291	0.066	2.69	0.50 - 0.80
NBZ-00032	90057	Pb-214	1.14	0.0303	0.0531	1.7	0.50 - 0.80
NBZ-00032	90057	Pu-238	0.0051 U	0.023	0.0062	0.0415	0.50 - 0.80
NBZ-00032	90057	Pu-239/240	0.0193	0.0212	0.008	0.0404	0.50 - 0.80
NBZ-00032	90057	Sb-125	0.0158 U	0.042	0.013	0.354	0.50 - 0.80
NBZ-00032	90057	Sn-126	0.0026 U	0.0163	0.0048	0.0237	0.50 - 0.80
NBZ-00032	90057	Sr-90	0.725	0.172	0.103	0.485	0.50 - 0.80
NBZ-00032	90057	Th-228	0.725 L	0.0877	0.0877	3.98	0.50 - 0.80
NBZ-00032	90057	Th-229	0.0796 L	0.0739	0.0301	0.145	0.50 - 0.80
NBZ-00032	90057	Th-230	0.524 L	0.0855	0.0725	2.2	0.50 - 0.80
NBZ-00032	90057	Th-232	0.618 L	0.0583	0.0775	3.1	0.50 - 0.80
NBZ-00032	90057	Th-234	1.54	0.25	0.149	3.19	0.50 - 0.80
NBZ-00032	90057	Tl-208	0.354	0.0155	0.0216	0.937	0.50 - 0.80
NBZ-00032	90057	Tm-171	-2.31 U	9.98	3.38	72.4	0.50 - 0.80
NBZ-00032	90057	U-233/234	0.667	0.0649	0.0696	2.02	0.50 - 0.80
NBZ-00032	90057	U-235/236	0.0454	0.0137	0.0154	0.151	0.50 - 0.80
NBZ-00032	90057	U-238	0.67	0.026	0.068	1.8	0.50 - 0.80
NBZ-00033	90058	Ac-227	0.0328 U	0.222	0.0687	0.217	0.00 - 0.50

Table A.2
Analytical Results Summary
Northern Buffer Zone, Round 1

Sample Location	Sample ID	Analyte Name	Activity	MDC	TPU	RTL	Sample Depth (feet bgs)
NBZ-00033	90058	Am-241	-0.0072 U	0.0303	0.0053	0.0454	0.00 - 0.50
NBZ-00033	90058	Bi-212	0.921	0.14	0.0791	2.15	0.00 - 0.50
NBZ-00033	90058	Bi-214	1.07	0.0322	0.0506	1.59	0.00 - 0.50
NBZ-00033	90058	Cd-113m	-7.71 U	145	48.6	3030	0.00 - 0.50
NBZ-00033	90058	Cm-243/244	-0.0081 U	0.0414	0.0091	0.0443	0.00 - 0.50
NBZ-00033	90058	Co-60	-0.001 U	0.0199	0.0058	0.028	0.00 - 0.50
NBZ-00033	90058	Cs-134	-0.0059 U	0.0158	0.0056	0.0864	0.00 - 0.50
NBZ-00033	90058	Cs-137	0.055	0.0187	0.0074	0.207	0.00 - 0.50
NBZ-00033	90058	Eu-152	0.0189 U	0.053	0.0207	0.0566	0.00 - 0.50
NBZ-00033	90058	Eu-154	-0.0041 U	0.107	0.0377	0.15	0.00 - 0.50
NBZ-00033	90058	Eu-155	0.004 U	0.0817	0.0243	0.231	0.00 - 0.50
NBZ-00033	90058	Ho-166m	0.0118 U	0.0297	0.009	0.0432	0.00 - 0.50
NBZ-00033	90058	K-40	23.2	0.138	1.44	32.4	0.00 - 0.50
NBZ-00033	90058	Na-22	-0.0023 U	0.0235	0.007	0.037	0.00 - 0.50
NBZ-00033	90058	Nb-94	0.0105 JSK	0.0177	0.0056	0.0214	0.00 - 0.50
NBZ-00033	90058	Np-236	0.0013 U	0.0438	0.013	0.047	0.00 - 0.50
NBZ-00033	90058	Np-239	0.0597 U	0.148	0.0471	0.139	0.00 - 0.50
NBZ-00033	90058	Pa-231	-0.239 U	0.915	0.303	0.936	0.00 - 0.50
NBZ-00033	90058	Pb-212	1.39	0.0368	0.0922	2.69	0.00 - 0.50
NBZ-00033	90058	Pb-214	1.2	0.0372	0.0608	1.7	0.00 - 0.50
NBZ-00033	90058	Pu-238	-0.0007 U	0.027	0.0062	0.0415	0.00 - 0.50
NBZ-00033	90058	Pu-239/240	0.0089	0.0209	0.0064	0.0404	0.00 - 0.50
NBZ-00033	90058	Sb-125	0.0269 JSK	0.0492	0.0157	0.354	0.00 - 0.50
NBZ-00033	90058	Sn-126	-0.0063 U	0.0185	0.0057	0.0237	0.00 - 0.50
NBZ-00033	90058	Sr-90	0.119	0.0887	0.0344	0.485	0.00 - 0.50
NBZ-00033	90058	Th-228	0.8 L	0.0185	0.0833	3.98	0.00 - 0.50
NBZ-00033	90058	Th-229	0.0866 L	0.0717	0.0293	0.145	0.00 - 0.50
NBZ-00033	90058	Th-230	0.531 L	0.0798	0.0674	2.2	0.00 - 0.50
NBZ-00033	90058	Th-232	0.735 L	0.0488	0.0788	3.1	0.00 - 0.50
NBZ-00033	90058	Th-234	1.12 J	0.435	0.308	3.19	0.00 - 0.50
NBZ-00033	90058	Tl-208	0.426	0.017	0.0244	0.937	0.00 - 0.50
NBZ-00033	90058	Tm-171	-7.76 U	20.5	6.31	72.4	0.00 - 0.50
NBZ-00033	90058	U-233/234	0.59	0.0556	0.0619	2.02	0.00 - 0.50

Table A.2
Analytical Results Summary
Northern Buffer Zone, Round 1

Sample Location	Sample ID	Analyte Name	Activity	MDC	TPU	RTL	Sample Depth (feet bgs)
NBZ-00033	90058	U-235/236	0.0522	0.0295	0.0167	0.151	0.00 - 0.50
NBZ-00033	90058	U-238	0.648	0.0101	0.0644	1.8	0.00 - 0.50
NBZ-00033	90059	Ac-227	0.004 U	0.225	0.0667	0.217	1.00 - 2.20
NBZ-00033	90059	Am-241	0.0025 U	0.0322	0.0081	0.0454	1.00 - 2.20
NBZ-00033	90059	Bi-212	0.853	0.139	0.0797	2.15	1.00 - 2.20
NBZ-00033	90059	Bi-214	0.901	0.0339	0.0453	1.59	1.00 - 2.20
NBZ-00033	90059	Cd-113m	49.5 U	153	46.3	3030	1.00 - 2.20
NBZ-00033	90059	Cm-243/244	-0.0047 U	0.0439	0.0106	0.0443	1.00 - 2.20
NBZ-00033	90059	Co-60	-0.005 U	0.019	0.0057	0.028	1.00 - 2.20
NBZ-00033	90059	Cs-134	0.0051 U	0.0167	0.0056	0.0864	1.00 - 2.20
NBZ-00033	90059	Cs-137	-0.0086 U	0.0192	0.0061	0.207	1.00 - 2.20
NBZ-00033	90059	Eu-152	-0.0407 U J	0.053	0.0203	0.0566	1.00 - 2.20
NBZ-00033	90059	Eu-154	-0.04 U	0.109	0.0346	0.15	1.00 - 2.20
NBZ-00033	90059	Eu-155	0.0407 U	0.0831	0.0272	0.231	1.00 - 2.20
NBZ-00033	90059	Ho-166m	0.0045 U	0.03	0.0088	0.0432	1.00 - 2.20
NBZ-00033	90059	K-40	24.8	0.138	1.43	32.4	1.00 - 2.20
NBZ-00033	90059	Na-22	-0.0014 U	0.0241	0.007	0.037	1.00 - 2.20
NBZ-00033	90059	Nb-94	0.0019 U	0.0177	0.0052	0.0214	1.00 - 2.20
NBZ-00033	90059	Np-236	0.0146 U	0.0448	0.0142	0.047	1.00 - 2.20
NBZ-00033	90059	Np-239	0.039 U	0.153	0.0459	0.139	1.00 - 2.20
NBZ-00033	90059	Pa-231	-0.212 U	0.901	0.284	0.936	1.00 - 2.20
NBZ-00033	90059	Pb-212	1.43	0.0376	0.0995	2.69	1.00 - 2.20
NBZ-00033	90059	Pb-214	1.04	0.0392	0.0542	1.7	1.00 - 2.20
NBZ-00033	90059	Pu-238	0.0022 U	0.0239	0.0056	0.0415	1.00 - 2.20
NBZ-00033	90059	Pu-239/240	-0.0042 U	0.0287	0.0057	0.0404	1.00 - 2.20
NBZ-00033	90059	Sb-125	-0.0019 U	0.0497	0.0151	0.354	1.00 - 2.20
NBZ-00033	90059	Sn-126	-0.0051 U	0.0188	0.0057	0.0237	1.00 - 2.20
NBZ-00033	90059	Sr-90	0.0339 U	0.121	0.0351	0.485	1.00 - 2.20
NBZ-00033	90059	Th-228	1.29 L	0.127	0.121	3.98	1.00 - 2.20
NBZ-00033	90059	Th-229	-0.0072 UL	0.077	0.016	0.145	1.00 - 2.20
NBZ-00033	90059	Th-230	0.935 L	0.113	0.0986	2.2	1.00 - 2.20
NBZ-00033	90059	Th-232	1.46 L	0.0855	0.127	3.1	1.00 - 2.20
NBZ-00033	90059	Th-234	1.82 J	0.454	0.473	3.19	1.00 - 2.20

Table A.2
Analytical Results Summary
Northern Buffer Zone, Round 1

Sample Location	Sample ID	Analyte Name	Activity	MDC	TPU	RTL	Sample Depth (feet bgs)
NBZ-00033	90059	Tl-208	0.412	0.0189	0.0244	0.937	1.00 - 2.20
NBZ-00033	90059	Tm-171	-9.89 U	20.3	6.72	72.4	1.00 - 2.20
NBZ-00033	90059	U-233/234	0.935	0.0694	0.108	2.02	1.00 - 2.20
NBZ-00033	90059	U-235/236	0.0568	0.0257	0.0235	0.151	1.00 - 2.20
NBZ-00033	90059	U-238	0.924	0.0604	0.107	1.8	1.00 - 2.20
NBZ-00034	90060	Ac-227	-0.0402 U	0.196	0.059	0.217	0.00 - 0.50
NBZ-00034	90060	Am-241	0.0005 U	0.0124	0.0024	0.0454	0.00 - 0.50
NBZ-00034	90060	Bi-212	0.866	0.119	0.0684	2.15	0.00 - 0.50
NBZ-00034	90060	Bi-214	0.968	0.0288	0.0462	1.59	0.00 - 0.50
NBZ-00034	90060	Cd-113m	1.86 U	130	39.7	3030	0.00 - 0.50
NBZ-00034	90060	Cm-243/244	-0.0082 U	0.0279	0.0056	0.0443	0.00 - 0.50
NBZ-00034	90060	Co-60	-0.0083 U	0.0163	0.0054	0.028	0.00 - 0.50
NBZ-00034	90060	Cs-134	0.0051 U	0.0142	0.0048	0.0864	0.00 - 0.50
NBZ-00034	90060	Cs-137	0.137	0.0132	0.0105	0.207	0.00 - 0.50
NBZ-00034	90060	Eu-152	-0.0242 U	0.0476	0.0161	0.0566	0.00 - 0.50
NBZ-00034	90060	Eu-154	0.014 U	0.0934	0.0322	0.15	0.00 - 0.50
NBZ-00034	90060	Eu-155	0.0706 SK	0.0677	0.0254	0.231	0.00 - 0.50
NBZ-00034	90060	Ho-166m	-0.007 U	0.0249	0.0076	0.0432	0.00 - 0.50
NBZ-00034	90060	K-40	21.9	0.115	1.28	32.4	0.00 - 0.50
NBZ-00034	90060	Na-22	-0.0046 U	0.0195	0.0068	0.037	0.00 - 0.50
NBZ-00034	90060	Nb-94	0.0006 U	0.0146	0.0043	0.0214	0.00 - 0.50
NBZ-00034	90060	Np-236	-0.0032 U	0.0375	0.0115	0.047	0.00 - 0.50
NBZ-00034	90060	Np-239	0.0023 U	0.13	0.0381	0.139	0.00 - 0.50
NBZ-00034	90060	Pa-231	0.0345 U	0.834	0.247	0.936	0.00 - 0.50
NBZ-00034	90060	Pb-212	1.21	0.0325	0.0808	2.69	0.00 - 0.50
NBZ-00034	90060	Pb-214	1.1	0.0347	0.0545	1.7	0.00 - 0.50
NBZ-00034	90060	Pu-238	-0.0015 U	0.013	0.0025	0.0415	0.00 - 0.50
NBZ-00034	90060	Pu-239/240	0.0093	0.0161	0.0055	0.0404	0.00 - 0.50
NBZ-00034	90060	Sb-125	-0.0088 U	0.0435	0.0135	0.354	0.00 - 0.50
NBZ-00034	90060	Sn-126	-0.0048 U	0.0163	0.005	0.0237	0.00 - 0.50
NBZ-00034	90060	Sr-90	-0.0218 U	0.173	0.0469	0.485	0.00 - 0.50
NBZ-00034	90060	Th-228	0.764 L	0.0854	0.0891	3.98	0.00 - 0.50
NBZ-00034	90060	Th-229	-0.0466 UL	0.141	0.0311	0.145	0.00 - 0.50

Table A.2
Analytical Results Summary
Northern Buffer Zone, Round 1

Sample Location	Sample ID	Analyte Name	Activity	MDC	TPU	RTL	Sample Depth (feet bgs)
NBZ-00034	90060	Th-230	0.52 L	0.102	0.073	2.2	0.00 - 0.50
NBZ-00034	90060	Th-232	0.797 L	0.021	0.0883	3.1	0.00 - 0.50
NBZ-00034	90060	Th-234	1.26	0.308	0.184	3.19	0.00 - 0.50
NBZ-00034	90060	Tl-208	0.342	0.0158	0.0203	0.937	0.00 - 0.50
NBZ-00034	90060	Tm-171	-13 U J	15.2	6.11	72.4	0.00 - 0.50
NBZ-00034	90060	U-233/234	0.526	0.0759	0.0615	2.02	0.00 - 0.50
NBZ-00034	90060	U-235/236	0.0232 U	0.0574	0.0172	0.151	0.00 - 0.50
NBZ-00034	90060	U-238	0.501	0.0584	0.0582	1.8	0.00 - 0.50
NBZ-00035	90062	Ac-227	0.129 J	0.166	0.0562	0.217	0.00 - 0.50
NBZ-00035	90062	Am-241	-0.0056 U	0.0362	0.0081	0.0454	0.00 - 0.50
NBZ-00035	90062	Bi-212	0.732	0.102	0.0632	2.15	0.00 - 0.50
NBZ-00035	90062	Bi-214	1.02	0.0254	0.0468	1.59	0.00 - 0.50
NBZ-00035	90062	Cd-113m	-19.4 U	106	32.5	3030	0.00 - 0.50
NBZ-00035	90062	Cm-243/244	-0.0064 U	0.044	0.0106	0.0443	0.00 - 0.50
NBZ-00035	90062	Co-60	-0.01 U	0.0138	0.005	0.028	0.00 - 0.50
NBZ-00035	90062	Cs-134	0.0037 U	0.0122	0.0042	0.0864	0.00 - 0.50
NBZ-00035	90062	Cs-137	0.0376	0.0161	0.0057	0.207	0.00 - 0.50
NBZ-00035	90062	Eu-152	-0.0197 U	0.0381	0.0128	0.0566	0.00 - 0.50
NBZ-00035	90062	Eu-154	-0.0192 U	0.0834	0.0253	0.15	0.00 - 0.50
NBZ-00035	90062	Eu-155	0.0395 SK	0.0568	0.0219	0.231	0.00 - 0.50
NBZ-00035	90062	Ho-166m	-0.0141 U	0.0218	0.0073	0.0432	0.00 - 0.50
NBZ-00035	90062	K-40	20	0.109	1.12	32.4	0.00 - 0.50
NBZ-00035	90062	Na-22	0.0024 U	0.0181	0.0057	0.037	0.00 - 0.50
NBZ-00035	90062	Nb-94	0.0005 U	0.0127	0.0037	0.0214	0.00 - 0.50
NBZ-00035	90062	Np-236	-0.0018 U J	0.0312	0.0095	0.047	0.00 - 0.50
NBZ-00035	90062	Np-239	-0.018 U J	0.108	0.0318	0.139	0.00 - 0.50
NBZ-00035	90062	Pa-231	-0.212 U	0.675	0.206	0.936	0.00 - 0.50
NBZ-00035	90062	Pb-212	1.23	0.027	0.0725	2.69	0.00 - 0.50
NBZ-00035	90062	Pb-214	1.15	0.0283	0.0528	1.7	0.00 - 0.50
NBZ-00035	90062	Pu-238	-0.0079 U	0.0436	0.0094	0.0415	0.00 - 0.50
NBZ-00035	90062	Pu-239/240	0.0113	0.0251	0.0078	0.0404	0.00 - 0.50
NBZ-00035	90062	Sb-125	-0.0105 U	0.0363	0.0112	0.354	0.00 - 0.50
NBZ-00035	90062	Sn-126	0.0014 U	0.014	0.004	0.0237	0.00 - 0.50

Table A.2
Analytical Results Summary
Northern Buffer Zone, Round 1

Sample Location	Sample ID	Analyte Name	Activity	MDC	TPU	RTL	Sample Depth (feet bgs)
NBZ-00035	90062	Sr-90	0.0563 U	0.137	0.0413	0.485	0.00 - 0.50
NBZ-00035	90062	Th-228	0.645	0.0792	0.078	3.98	0.00 - 0.50
NBZ-00035	90062	Th-229	-0.0431 U	0.114	0.0227	0.145	0.00 - 0.50
NBZ-00035	90062	Th-230	0.351	0.101	0.0586	2.2	0.00 - 0.50
NBZ-00035	90062	Th-232	0.536	0.0664	0.0689	3.1	0.00 - 0.50
NBZ-00035	90062	Th-234	1.3	0.243	0.135	3.19	0.00 - 0.50
NBZ-00035	90062	Tl-208	0.373	0.0134	0.0215	0.937	0.00 - 0.50
NBZ-00035	90062	Tm-171	0.35 U	10.5	3.49	72.4	0.00 - 0.50
NBZ-00035	90062	U-233/234	0.424	0.0753	0.0611	2.02	0.00 - 0.50
NBZ-00035	90062	U-235/236	0.0096 U	0.0479	0.0119	0.151	0.00 - 0.50
NBZ-00035	90062	U-238	0.397	0.0387	0.0565	1.8	0.00 - 0.50
NBZ-00035	90063	Ac-227	0.0093 U	0.148	0.0434	0.217	1.00 - 3.30
NBZ-00035	90063	Am-241	-0.0064 U	0.0354	0.0076	0.0454	1.00 - 3.30
NBZ-00035	90063	Bi-212	0.733	0.0982	0.063	2.15	1.00 - 3.30
NBZ-00035	90063	Bi-214	0.881	0.0223	0.0413	1.59	1.00 - 3.30
NBZ-00035	90063	Cd-113m	18.2 U	101	29.7	3030	1.00 - 3.30
NBZ-00035	90063	Cm-243/244	-0.0028 U	0.0425	0.0105	0.0443	1.00 - 3.30
NBZ-00035	90063	Co-60	-0.0011 U	0.0137	0.004	0.028	1.00 - 3.30
NBZ-00035	90063	Cs-134	-0.001 U	0.0108	0.0038	0.0864	1.00 - 3.30
NBZ-00035	90063	Cs-137	0.0028 U	0.013	0.0043	0.207	1.00 - 3.30
NBZ-00035	90063	Eu-152	0.0203 J	0.0367	0.0138	0.0566	1.00 - 3.30
NBZ-00035	90063	Eu-154	-0.0194 U	0.0754	0.0232	0.15	1.00 - 3.30
NBZ-00035	90063	Eu-155	0.0476 SK	0.0511	0.0193	0.231	1.00 - 3.30
NBZ-00035	90063	Ho-166m	-0.0051 U	0.0206	0.0062	0.0432	1.00 - 3.30
NBZ-00035	90063	K-40	18.7	0.102	1.02	32.4	1.00 - 3.30
NBZ-00035	90063	Na-22	-0.008 U	0.0149	0.005	0.037	1.00 - 3.30
NBZ-00035	90063	Nb-94	0.0011 U	0.0121	0.0035	0.0214	1.00 - 3.30
NBZ-00035	90063	Np-236	0.0086 U	0.029	0.009	0.047	1.00 - 3.30
NBZ-00035	90063	Np-239	-0.0332 U	0.0989	0.0302	0.139	1.00 - 3.30
NBZ-00035	90063	Pa-231	-0.0941 U	0.615	0.183	0.936	1.00 - 3.30
NBZ-00035	90063	Pb-212	1.15	0.027	0.0618	2.69	1.00 - 3.30
NBZ-00035	90063	Pb-214	0.993	0.0256	0.0447	1.7	1.00 - 3.30
NBZ-00035	90063	Pu-238	-0.0005 U	0.0303	0.0063	0.0415	1.00 - 3.30

Table A.2
Analytical Results Summary
Northern Buffer Zone, Round 1

Sample Location	Sample ID	Analyte Name	Activity	MDC	TPU	RTL	Sample Depth (feet bgs)
NBZ-00035	90063	Pu-239/240	0.0153	0.0264	0.0089	0.0404	1.00 - 3.30
NBZ-00035	90063	Sb-125	0.0103 U	0.0345	0.0105	0.354	1.00 - 3.30
NBZ-00035	90063	Sn-126	0.0034 U	0.0133	0.0039	0.0237	1.00 - 3.30
NBZ-00035	90063	Sr-90	-0.014 U	0.114	0.0287	0.485	1.00 - 3.30
NBZ-00035	90063	Th-228	0.726 L	0.11	0.0938	3.98	1.00 - 3.30
NBZ-00035	90063	Th-229	0.0268 UL	0.126	0.0347	0.145	1.00 - 3.30
NBZ-00035	90063	Th-230	0.499 L	0.107	0.0762	2.2	1.00 - 3.30
NBZ-00035	90063	Th-232	0.694 L	0.0655	0.0878	3.1	1.00 - 3.30
NBZ-00035	90063	Th-234	1.39	0.211	0.117	3.19	1.00 - 3.30
NBZ-00035	90063	Tl-208	0.352	0.0127	0.0203	0.937	1.00 - 3.30
NBZ-00035	90063	Tm-171	-3.35 U	8.44	2.97	72.4	1.00 - 3.30
NBZ-00035	90063	U-233/234	0.542	0.0493	0.0604	2.02	1.00 - 3.30
NBZ-00035	90063	U-235/236	0.038	0.0332	0.0154	0.151	1.00 - 3.30
NBZ-00035	90063	U-238	0.578	0.0114	0.0619	1.8	1.00 - 3.30
NBZ-00036	90064	Ac-227	-0.0962 U	0.192	0.0627	0.217	1.00 - 5.00
NBZ-00036	90064	Am-241	0.0019 U	0.0338	0.0086	0.0454	1.00 - 5.00
NBZ-00036	90064	Bi-212	0.917	0.129	0.0818	2.15	1.00 - 5.00
NBZ-00036	90064	Bi-214	1.01	0.0297	0.0479	1.59	1.00 - 5.00
NBZ-00036	90064	Cd-113m	-39 U	128	39.9	3030	1.00 - 5.00
NBZ-00036	90064	Cm-243/244	-0.0084 U	0.0412	0.0096	0.0443	1.00 - 5.00
NBZ-00036	90064	Co-60	-0.0012 U	0.0176	0.0051	0.028	1.00 - 5.00
NBZ-00036	90064	Cs-134	-0.0078 U	0.0144	0.0053	0.0864	1.00 - 5.00
NBZ-00036	90064	Cs-137	-0.0013 U J	0.0172	0.0058	0.207	1.00 - 5.00
NBZ-00036	90064	Eu-152	0.0132 U	0.045	0.0183	0.0566	1.00 - 5.00
NBZ-00036	90064	Eu-154	-0.037 U	0.0959	0.0306	0.15	1.00 - 5.00
NBZ-00036	90064	Eu-155	0.0837 SK	0.067	0.0241	0.231	1.00 - 5.00
NBZ-00036	90064	Ho-166m	0.003 U J	0.0263	0.0077	0.0432	1.00 - 5.00
NBZ-00036	90064	K-40	22.5	0.122	1.29	32.4	1.00 - 5.00
NBZ-00036	90064	Na-22	-0.0006 U	0.0209	0.0061	0.037	1.00 - 5.00
NBZ-00036	90064	Nb-94	0.0059 U	0.0155	0.0047	0.0214	1.00 - 5.00
NBZ-00036	90064	Np-236	-0.0135 U	0.0369	0.0113	0.047	1.00 - 5.00
NBZ-00036	90064	Np-239	-0.0342 U	0.129	0.0396	0.139	1.00 - 5.00
NBZ-00036	90064	Pa-231	0.227 U	0.795	0.242	0.936	1.00 - 5.00

Table A.2
Analytical Results Summary
Northern Buffer Zone, Round 1

Sample Location	Sample ID	Analyte Name	Activity	MDC	TPU	RTL	Sample Depth (feet bgs)
NBZ-00036	90064	Pb-212	1.33	0.032	0.0844	2.69	1.00 - 5.00
NBZ-00036	90064	Pb-214	1.1	0.0323	0.0543	1.7	1.00 - 5.00
NBZ-00036	90064	Pu-238	0.0026 U	0.0129	0.0032	0.0415	1.00 - 5.00
NBZ-00036	90064	Pu-239/240	0.0017 U	0.0184	0.0043	0.0404	1.00 - 5.00
NBZ-00036	90064	Sb-125	-0.005 U	0.0434	0.0133	0.354	1.00 - 5.00
NBZ-00036	90064	Sn-126	0.0032 U	0.0175	0.0051	0.0237	1.00 - 5.00
NBZ-00036	90064	Sr-90	0.0317 U	0.0862	0.0257	0.485	1.00 - 5.00
NBZ-00036	90064	Th-228	1.16 L	0.122	0.104	3.98	1.00 - 5.00
NBZ-00036	90064	Th-229	0.0112 UL	0.0885	0.0237	0.145	1.00 - 5.00
NBZ-00036	90064	Th-230	0.795 L	0.0599	0.078	2.2	1.00 - 5.00
NBZ-00036	90064	Th-232	1.18 L	0.0597	0.1	3.1	1.00 - 5.00
NBZ-00036	90064	Th-234	1.57	0.29	0.168	3.19	1.00 - 5.00
NBZ-00036	90064	Tl-208	0.401	0.0165	0.0235	0.937	1.00 - 5.00
NBZ-00036	90064	Tm-171	-0.792 U	11.9	4.14	72.4	1.00 - 5.00
NBZ-00036	90064	U-233/234	0.924	0.0895	0.0968	2.02	1.00 - 5.00
NBZ-00036	90064	U-235/236	0.0539	0.0183	0.0194	0.151	1.00 - 5.00
NBZ-00036	90064	U-238	0.948	0.0494	0.0964	1.8	1.00 - 5.00
NBZ-00037	90065	Ac-227	-0.05 U	0.151	0.0461	0.217	1.00 - 4.10
NBZ-00037	90065	Am-241	0.0007 U	0.0152	0.0029	0.0454	1.00 - 4.10
NBZ-00037	90065	Bi-212	0.684	0.103	0.0674	2.15	1.00 - 4.10
NBZ-00037	90065	Bi-214	0.875	0.0243	0.0412	1.59	1.00 - 4.10
NBZ-00037	90065	Cd-113m	-37 U	100	31	3030	1.00 - 4.10
NBZ-00037	90065	Cm-243/244	-0.0154 U	0.052	0.0124	0.0443	1.00 - 4.10
NBZ-00037	90065	Co-60	-0.0027 U	0.0133	0.0039	0.028	1.00 - 4.10
NBZ-00037	90065	Cs-134	-0.0007 U	0.0118	0.0041	0.0864	1.00 - 4.10
NBZ-00037	90065	Cs-137	-0.0122 U J	0.0131	0.0049	0.207	1.00 - 4.10
NBZ-00037	90065	Eu-152	-0.0027 U	0.0363	0.0123	0.0566	1.00 - 4.10
NBZ-00037	90065	Eu-154	-0.0412 U	0.074	0.0248	0.15	1.00 - 4.10
NBZ-00037	90065	Eu-155	0.0564 SK	0.0516	0.0173	0.231	1.00 - 4.10
NBZ-00037	90065	Ho-166m	-0.0103 U J	0.0213	0.0068	0.0432	1.00 - 4.10
NBZ-00037	90065	K-40	19.4	0.0989	1.06	32.4	1.00 - 4.10
NBZ-00037	90065	Na-22	0.0015 U	0.0166	0.005	0.037	1.00 - 4.10
NBZ-00037	90065	Nb-94	0.0012 U	0.012	0.0035	0.0214	1.00 - 4.10

Table A.2
Analytical Results Summary
Northern Buffer Zone, Round 1

Sample Location	Sample ID	Analyte Name	Activity	MDC	TPU	RTL	Sample Depth (feet bgs)
NBZ-00037	90065	Np-236	-0.0147 U	0.0285	0.0095	0.047	1.00 - 4.10
NBZ-00037	90065	Np-239	0.0333 U	0.103	0.0308	0.139	1.00 - 4.10
NBZ-00037	90065	Pa-231	-0.0937 U	0.635	0.195	0.936	1.00 - 4.10
NBZ-00037	90065	Pb-212	1.15	0.026	0.0621	2.69	1.00 - 4.10
NBZ-00037	90065	Pb-214	0.971	0.0275	0.0443	1.7	1.00 - 4.10
NBZ-00037	90065	Pu-238	-0.0008 U	0.0149	0.0027	0.0415	1.00 - 4.10
NBZ-00037	90065	Pu-239/240	0.0002 U	0.019	0.0043	0.0404	1.00 - 4.10
NBZ-00037	90065	Sb-125	0.0086 U	0.0359	0.0108	0.354	1.00 - 4.10
NBZ-00037	90065	Sn-126	0.0016 U	0.0137	0.004	0.0237	1.00 - 4.10
NBZ-00037	90065	Sr-90	0.0523	0.0843	0.0271	0.485	1.00 - 4.10
NBZ-00037	90065	Th-228	1.2 L	0.079	0.109	3.98	1.00 - 4.10
NBZ-00037	90065	Th-229	-0.0192 UL	0.0903	0.0192	0.145	1.00 - 4.10
NBZ-00037	90065	Th-230	0.914 L	0.0594	0.0897	2.2	1.00 - 4.10
NBZ-00037	90065	Th-232	1.18 L	0.0592	0.105	3.1	1.00 - 4.10
NBZ-00037	90065	Th-234	1.55	0.217	0.135	3.19	1.00 - 4.10
NBZ-00037	90065	Tl-208	0.356	0.0126	0.0207	0.937	1.00 - 4.10
NBZ-00037	90065	Tm-171	0.481 U	8.75	2.93	72.4	1.00 - 4.10
NBZ-00037	90065	U-233/234	0.791	0.0697	0.0831	2.02	1.00 - 4.10
NBZ-00037	90065	U-235/236	-0.0002 U	0.0747	0.0177	0.151	1.00 - 4.10
NBZ-00037	90065	U-238	1.01	0.0385	0.0971	1.8	1.00 - 4.10
NBZ-00038	90066	Ac-227	0.0441 U	0.179	0.0549	0.217	0.00 - 0.50
NBZ-00038	90066	Am-241	0.003 U	0.0151	0.0038	0.0454	0.00 - 0.50
NBZ-00038	90066	Bi-212	0.946 J	0.12	0.0771	2.15	0.00 - 0.50
NBZ-00038	90066	Bi-214	1.07	0.0286	0.049	1.59	0.00 - 0.50
NBZ-00038	90066	Cd-113m	-38.2 U	118	38.5	3030	0.00 - 0.50
NBZ-00038	90066	Cm-243/244	0.0094 U	0.0294	0.0084	0.0443	0.00 - 0.50
NBZ-00038	90066	Co-60	-0.0048 U	0.0154	0.0048	0.028	0.00 - 0.50
NBZ-00038	90066	Cs-134	0.0094 SJ	0.0142	0.0052	0.0864	0.00 - 0.50
NBZ-00038	90066	Cs-137	0.096	0.0148	0.008	0.207	0.00 - 0.50
NBZ-00038	90066	Eu-152	-0.0314 U	0.0435	0.0175	0.0566	0.00 - 0.50
NBZ-00038	90066	Eu-154	-0.0145 U	0.0891	0.0308	0.15	0.00 - 0.50
NBZ-00038	90066	Eu-155	0.0555 SJ	0.0624	0.0223	0.231	0.00 - 0.50
NBZ-00038	90066	Ho-166m	-0.0067 U	0.0238	0.0074	0.0432	0.00 - 0.50

Table A.2
Analytical Results Summary
Northern Buffer Zone, Round 1

Sample Location	Sample ID	Analyte Name	Activity	MDC	TPU	RTL	Sample Depth (feet bgs)
NBZ-00038	90066	K-40	21	0.123	1.25	32.4	0.00 - 0.50
NBZ-00038	90066	Na-22	-0.0058 U	0.0186	0.0058	0.037	0.00 - 0.50
NBZ-00038	90066	Nb-94	0.0008 U	0.0142	0.0043	0.0214	0.00 - 0.50
NBZ-00038	90066	Np-236	-0.005 U	0.0334	0.0099	0.047	0.00 - 0.50
NBZ-00038	90066	Np-239	-0.0029 U	0.121	0.0365	0.139	0.00 - 0.50
NBZ-00038	90066	Pa-231	-0.269 U	0.733	0.243	0.936	0.00 - 0.50
NBZ-00038	90066	Pb-212	1.25	0.03	0.077	2.69	0.00 - 0.50
NBZ-00038	90066	Pb-214	1.23	0.0315	0.0597	1.7	0.00 - 0.50
NBZ-00038	90066	Pu-238	-0.0011 U	0.0191	0.0035	0.0415	0.00 - 0.50
NBZ-00038	90066	Pu-239/240	0.0111	0.0191	0.0065	0.0404	0.00 - 0.50
NBZ-00038	90066	Sb-125	0.0037 U	0.04	0.0117	0.354	0.00 - 0.50
NBZ-00038	90066	Sn-126	-0.0089 U	0.0152	0.0051	0.0237	0.00 - 0.50
NBZ-00038	90066	Sr-90	-0.0078 U	0.159	0.0421	0.485	0.00 - 0.50
NBZ-00038	90066	Th-228	0.852 L	0.0518	0.089	3.98	0.00 - 0.50
NBZ-00038	90066	Th-229	0.0138 UL	0.0828	0.0218	0.145	0.00 - 0.50
NBZ-00038	90066	Th-230	0.708 L	0.0186	0.0784	2.2	0.00 - 0.50
NBZ-00038	90066	Th-232	0.672 L	0.0186	0.0758	3.1	0.00 - 0.50
NBZ-00038	90066	Th-234	1.44	0.261	0.131	3.19	0.00 - 0.50
NBZ-00038	90066	Tl-208	0.385	0.0149	0.0225	0.937	0.00 - 0.50
NBZ-00038	90066	Tm-171	2.4 U	10.4	3.67	72.4	0.00 - 0.50
NBZ-00038	90066	U-233/234	0.815	0.0699	0.0819	2.02	0.00 - 0.50
NBZ-00038	90066	U-235/236	0.0395	0.0346	0.016	0.151	0.00 - 0.50
NBZ-00038	90066	U-238	0.736	0.0346	0.0747	1.8	0.00 - 0.50
NBZ-00039	90068	Ac-227	-0.0438 U	0.169	0.0533	0.217	0.00 - 2.66
NBZ-00039	90068	Am-241	0.0082 U	0.0264	0.0075	0.0454	0.00 - 2.66
NBZ-00039	90068	Bi-212	0.938 J	0.107	0.071	2.15	0.00 - 2.66
NBZ-00039	90068	Bi-214	1.04	0.0264	0.0483	1.59	0.00 - 2.66
NBZ-00039	90068	Cd-113m	0.031 U	112	34.2	3030	0.00 - 2.66
NBZ-00039	90068	Cm-243/244	0.0052 U	0.0327	0.0086	0.0443	0.00 - 2.66
NBZ-00039	90068	Co-60	0.004 U	0.0155	0.0046	0.028	0.00 - 2.66
NBZ-00039	90068	Cs-134	0.0085 SJ	0.0126	0.0046	0.0864	0.00 - 2.66
NBZ-00039	90068	Cs-137	0.0078 J	0.0152	0.0054	0.207	0.00 - 2.66
NBZ-00039	90068	Eu-152	-0.0237 U	0.0413	0.0134	0.0566	0.00 - 2.66

Table A.2
Analytical Results Summary
Northern Buffer Zone, Round 1

Sample Location	Sample ID	Analyte Name	Activity	MDC	TPU	RTL	Sample Depth (feet bgs)
NBZ-00039	90068	Eu-154	-0.0331 U	0.0794	0.0252	0.15	0.00 - 2.66
NBZ-00039	90068	Eu-155	0.0463 SJ	0.0597	0.0204	0.231	0.00 - 2.66
NBZ-00039	90068	Ho-166m	0.0082 U	0.0234	0.0072	0.0432	0.00 - 2.66
NBZ-00039	90068	K-40	20	0.109	1.08	32.4	0.00 - 2.66
NBZ-00039	90068	Na-22	0.0093 J	0.0178	0.006	0.037	0.00 - 2.66
NBZ-00039	90068	Nb-94	0.0096 SJ	0.0136	0.0046	0.0214	0.00 - 2.66
NBZ-00039	90068	Np-236	-0.0216 UJ	0.0313	0.0106	0.047	0.00 - 2.66
NBZ-00039	90068	Np-239	-0.0103 U	0.112	0.0343	0.139	0.00 - 2.66
NBZ-00039	90068	Pa-231	-0.407 U	0.688	0.237	0.936	0.00 - 2.66
NBZ-00039	90068	Pb-212	1.44	0.0286	0.0818	2.69	0.00 - 2.66
NBZ-00039	90068	Pb-214	1.19	0.0298	0.0548	1.7	0.00 - 2.66
NBZ-00039	90068	Pu-238	0.0029 U	0.0229	0.0058	0.0415	0.00 - 2.66
NBZ-00039	90068	Pu-239/240	0.0054 U	0.0166	0.0047	0.0404	0.00 - 2.66
NBZ-00039	90068	Sb-125	0.0049 U	0.0369	0.0108	0.354	0.00 - 2.66
NBZ-00039	90068	Sn-126	-0.0036 U	0.0147	0.0046	0.0237	0.00 - 2.66
NBZ-00039	90068	Sr-90	-0.0527 U	0.149	0.0344	0.485	0.00 - 2.66
NBZ-00039	90068	Th-228	1.5 L	0.0813	0.127	3.98	0.00 - 2.66
NBZ-00039	90068	Th-229	-0.0133 UL	0.0797	0.0162	0.145	0.00 - 2.66
NBZ-00039	90068	Th-230	1.11 L	0.0868	0.104	2.2	0.00 - 2.66
NBZ-00039	90068	Th-232	1.37 L	0.0486	0.117	3.1	0.00 - 2.66
NBZ-00039	90068	Th-234	1.47	0.244	0.146	3.19	0.00 - 2.66
NBZ-00039	90068	Tl-208	0.434	0.0138	0.0245	0.937	0.00 - 2.66
NBZ-00039	90068	Tm-171	-2.37 U	11.4	3.99	72.4	0.00 - 2.66
NBZ-00039	90068	U-233/234	0.954	0.0664	0.09	2.02	0.00 - 2.66
NBZ-00039	90068	U-235/236	0.07	0.0407	0.0212	0.151	0.00 - 2.66
NBZ-00039	90068	U-238	0.891	0.0455	0.0847	1.8	0.00 - 2.66
NBZ-00040	90069	Ac-227	0.0682 U	0.205	0.0618	0.217	0.00 - 0.50
NBZ-00040	90069	Am-241	0.0078 U	0.0315	0.0088	0.0454	0.00 - 0.50
NBZ-00040	90069	Bi-212	0.895	0.124	0.0759	2.15	0.00 - 0.50
NBZ-00040	90069	Bi-214	0.927	0.0308	0.0455	1.59	0.00 - 0.50
NBZ-00040	90069	Cd-113m	-40.5 U	134	46.6	3030	0.00 - 0.50
NBZ-00040	90069	Cm-243/244	0.0033 U	0.0373	0.0098	0.0443	0.00 - 0.50
NBZ-00040	90069	Co-60	-0.0049 U	0.016	0.005	0.028	0.00 - 0.50

Table A.2
Analytical Results Summary
Northern Buffer Zone, Round 1

Sample Location	Sample ID	Analyte Name	Activity	MDC	TPU	RTL	Sample Depth (feet bgs)
NBZ-00040	90069	Cs-134	0.0062 U	0.0155	0.0055	0.0864	0.00 - 0.50
NBZ-00040	90069	Cs-137	0.0331 J	0.0168	0.0075	0.207	0.00 - 0.50
NBZ-00040	90069	Eu-152	-0.0096 U	0.0483	0.0192	0.0566	0.00 - 0.50
NBZ-00040	90069	Eu-154	-0.0065 U	0.1	0.0297	0.15	0.00 - 0.50
NBZ-00040	90069	Eu-155	0.0509 JSK	0.0769	0.026	0.231	0.00 - 0.50
NBZ-00040	90069	Ho-166m	0.0045 U J	0.0255	0.0074	0.0432	0.00 - 0.50
NBZ-00040	90069	K-40	20	0.125	1.09	32.4	0.00 - 0.50
NBZ-00040	90069	Na-22	-0.0213 U J	0.0195	0.008	0.037	0.00 - 0.50
NBZ-00040	90069	Nb-94	0.0126 JSK	0.016	0.0054	0.0214	0.00 - 0.50
NBZ-00040	90069	Np-236	0.0076 U	0.0411	0.0125	0.047	0.00 - 0.50
NBZ-00040	90069	Np-239	0.0026 U	0.136	0.0397	0.139	0.00 - 0.50
NBZ-00040	90069	Pa-231	-0.296 U	0.838	0.266	0.936	0.00 - 0.50
NBZ-00040	90069	Pb-212	1.3	0.034	0.0757	2.69	0.00 - 0.50
NBZ-00040	90069	Pb-214	1.03	0.0355	0.0492	1.7	0.00 - 0.50
NBZ-00040	90069	Pu-238	0.0097 U	0.0356	0.0098	0.0415	0.00 - 0.50
NBZ-00040	90069	Pu-239/240	0.0013 U	0.0355	0.0077	0.0404	0.00 - 0.50
NBZ-00040	90069	Sb-125	0.0349 JSK	0.0464	0.0157	0.354	0.00 - 0.50
NBZ-00040	90069	Sn-126	-0.0013 U	0.0172	0.005	0.0237	0.00 - 0.50
NBZ-00040	90069	Sr-90	0.0098 U	0.0873	0.0242	0.485	0.00 - 0.50
NBZ-00040	90069	Th-228	0.83 L	0.104	0.081	3.98	0.00 - 0.50
NBZ-00040	90069	Th-229	0.0453 L	0.0914	0.0281	0.145	0.00 - 0.50
NBZ-00040	90069	Th-230	0.603 L	0.0709	0.0643	2.2	0.00 - 0.50
NBZ-00040	90069	Th-232	0.847 L	0.054	0.0773	3.1	0.00 - 0.50
NBZ-00040	90069	Th-234	1.47 J	0.399	0.383	3.19	0.00 - 0.50
NBZ-00040	90069	Tl-208	0.394	0.0165	0.024	0.937	0.00 - 0.50
NBZ-00040	90069	Tm-171	-15.2 U J	16.6	6.24	72.4	0.00 - 0.50
NBZ-00040	90069	U-233/234	0.492	0.103	0.0668	2.02	0.00 - 0.50
NBZ-00040	90069	U-235/236	0.0334	0.0181	0.0151	0.151	0.00 - 0.50
NBZ-00040	90069	U-238	0.544	0.0489	0.0661	1.8	0.00 - 0.50
NBZ-00040	90070	Ac-227	-0.0267 U	0.196	0.0607	0.217	1.00 - 3.50
NBZ-00040	90070	Am-241	0.0031 U	0.0157	0.004	0.0454	1.00 - 3.50
NBZ-00040	90070	Bi-212	0.812	0.129	0.0783	2.15	1.00 - 3.50
NBZ-00040	90070	Bi-214	1.03	0.0313	0.0496	1.59	1.00 - 3.50

Table A.2
Analytical Results Summary
Northern Buffer Zone, Round 1

Sample Location	Sample ID	Analyte Name	Activity	MDC	TPU	RTL	Sample Depth (feet bgs)
NBZ-00040	90070	Cd-113m	-64.5 U	128	42.7	3030	1.00 - 3.50
NBZ-00040	90070	Cm-243/244	-0.0046 U	0.0233	0.0045	0.0443	1.00 - 3.50
NBZ-00040	90070	Co-60	-0.0004 U	0.0184	0.0055	0.028	1.00 - 3.50
NBZ-00040	90070	Cs-134	0.0023 U	0.0149	0.0051	0.0864	1.00 - 3.50
NBZ-00040	90070	Cs-137	0.106 J	0.0177	0.0092	0.207	1.00 - 3.50
NBZ-00040	90070	Eu-152	0.0074 U	0.0479	0.0143	0.0566	1.00 - 3.50
NBZ-00040	90070	Eu-154	-0.059 U	0.1	0.0337	0.15	1.00 - 3.50
NBZ-00040	90070	Eu-155	0.077 SK	0.0646	0.0265	0.231	1.00 - 3.50
NBZ-00040	90070	Ho-166m	-0.0034 U J	0.0263	0.0081	0.0432	1.00 - 3.50
NBZ-00040	90070	K-40	23.6	0.13	1.28	32.4	1.00 - 3.50
NBZ-00040	90070	Na-22	-0.0058 U	0.0209	0.0072	0.037	1.00 - 3.50
NBZ-00040	90070	Nb-94	-0.0038 U	0.0154	0.0048	0.0214	1.00 - 3.50
NBZ-00040	90070	Np-236	-0.0066 U	0.0361	0.0107	0.047	1.00 - 3.50
NBZ-00040	90070	Np-239	0.0302 U	0.132	0.0405	0.139	1.00 - 3.50
NBZ-00040	90070	Pa-231	-0.0038 U	0.808	0.248	0.936	1.00 - 3.50
NBZ-00040	90070	Pb-212	1.55	0.0327	0.0882	2.69	1.00 - 3.50
NBZ-00040	90070	Pb-214	1.2	0.0341	0.0565	1.7	1.00 - 3.50
NBZ-00040	90070	Pu-238	0.0041	0.0055	0.0029	0.0415	1.00 - 3.50
NBZ-00040	90070	Pu-239/240	0.0092	0.016	0.0054	0.0404	1.00 - 3.50
NBZ-00040	90070	Sb-125	0.0056 U	0.0457	0.0134	0.354	1.00 - 3.50
NBZ-00040	90070	Sn-126	0.0035 U	0.0171	0.0052	0.0237	1.00 - 3.50
NBZ-00040	90070	Sr-90	0.107	0.0992	0.035	0.485	1.00 - 3.50
NBZ-00040	90070	Th-228	1.36 L	0.124	0.119	3.98	1.00 - 3.50
NBZ-00040	90070	Th-229	-0.0248 UL	0.113	0.0263	0.145	1.00 - 3.50
NBZ-00040	90070	Th-230	0.823 L	0.0666	0.0836	2.2	1.00 - 3.50
NBZ-00040	90070	Th-232	1.33 L	0.0573	0.113	3.1	1.00 - 3.50
NBZ-00040	90070	Th-234	1.69	0.289	0.16	3.19	1.00 - 3.50
NBZ-00040	90070	Tl-208	0.474	0.0174	0.0269	0.937	1.00 - 3.50
NBZ-00040	90070	Tm-171	5.58 U	13.1	4.65	72.4	1.00 - 3.50
NBZ-00040	90070	U-233/234	0.841	0.0838	0.0942	2.02	1.00 - 3.50
NBZ-00040	90070	U-235/236	0.0182 U	0.0824	0.0222	0.151	1.00 - 3.50
NBZ-00040	90070	U-238	0.836	0.0483	0.092	1.8	1.00 - 3.50
NBZ-00041	90071	Ac-227	-0.0052 U	0.18	0.0539	0.217	0.00 - 0.25

Table A.2
Analytical Results Summary
Northern Buffer Zone, Round 1

Sample Location	Sample ID	Analyte Name	Activity	MDC	TPU	RTL	Sample Depth (feet bgs)
NBZ-00041	90071	Am-241	0.0155 U	0.0648	0.0178	0.0454	0.00 - 0.25
NBZ-00041	90071R	Am-241	0.0042 U	0.0155	0.00515	0.0454	0.00 - 0.25
NBZ-00041	90071	Bi-212	0.851 J	0.113	0.0732	2.15	0.00 - 0.25
NBZ-00041	90071	Bi-214	1.27	0.0277	0.0563	1.59	0.00 - 0.25
NBZ-00041	90071	Cd-113m	-41.1 U	120	40.5	3030	0.00 - 0.25
NBZ-00041	90071	Cm-243/244	0.0109 U	0.0777	0.0208	0.0443	0.00 - 0.25
NBZ-00041	90071R	Cm-243/244	-0.00425 U	0.0229	0.00521	0.0443	0.00 - 0.25
NBZ-00041	90071	Co-60	-0.0003 U	0.0157	0.0045	0.028	0.00 - 0.25
NBZ-00041	90071	Cs-134	0.0036 U	0.0136	0.0046	0.0864	0.00 - 0.25
NBZ-00041	90071	Cs-137	0.0179	0.0136	0.0066	0.207	0.00 - 0.25
NBZ-00041	90071	Eu-152	-0.0363 UJ	0.0434	0.0165	0.0566	0.00 - 0.25
NBZ-00041	90071	Eu-154	-0.0378 U	0.0873	0.0283	0.15	0.00 - 0.25
NBZ-00041	90071	Eu-155	0.0554 SJ	0.0665	0.0232	0.231	0.00 - 0.25
NBZ-00041	90071	Ho-166m	0.0068 U	0.0248	0.0074	0.0432	0.00 - 0.25
NBZ-00041	90071	K-40	19.6	0.124	1.12	32.4	0.00 - 0.25
NBZ-00041	90071	Na-22	-0.0047 U	0.018	0.0054	0.037	0.00 - 0.25
NBZ-00041	90071	Nb-94	0.0003 U	0.0145	0.0043	0.0214	0.00 - 0.25
NBZ-00041	90071	Np-236	0.0054 U	0.0357	0.0105	0.047	0.00 - 0.25
NBZ-00041	90071	Np-239	-0.0024 U	0.123	0.0366	0.139	0.00 - 0.25
NBZ-00041	90071	Pa-231	0.149 U	0.772	0.233	0.936	0.00 - 0.25
NBZ-00041	90071	Pb-212	1.43	0.0308	0.09	2.69	0.00 - 0.25
NBZ-00041	90071	Pb-214	1.35	0.0319	0.0648	1.7	0.00 - 0.25
NBZ-00041	90071	Pu-238	0.0064 U	0.0203	0.0057	0.0415	0.00 - 0.25
NBZ-00041	90071	Pu-239/240	0.0041 U	0.0202	0.0053	0.0404	0.00 - 0.25
NBZ-00041	90071	Sb-125	0.0117 U	0.041	0.0126	0.354	0.00 - 0.25
NBZ-00041	90071	Sn-126	-0.0117 UJ	0.0151	0.0054	0.0237	0.00 - 0.25
NBZ-00041	90071	Sr-90	-0.0061 U	0.159	0.0424	0.485	0.00 - 0.25
NBZ-00041	90071	Th-228	0.542 L	0.0786	0.0709	3.98	0.00 - 0.25
NBZ-00041	90071	Th-229	0 UL	0.0771	0.0175	0.145	0.00 - 0.25
NBZ-00041	90071	Th-230	0.428 L	0.0769	0.0619	2.2	0.00 - 0.25
NBZ-00041	90071	Th-232	0.413 L	0.0661	0.0598	3.1	0.00 - 0.25
NBZ-00041	90071	Th-234	1.67	0.277	0.156	3.19	0.00 - 0.25
NBZ-00041	90071	Tl-208	0.447	0.015	0.0255	0.937	0.00 - 0.25

Table A.2
Analytical Results Summary
Northern Buffer Zone, Round 1

Sample Location	Sample ID	Analyte Name	Activity	MDC	TPU	RTL	Sample Depth (feet bgs)
NBZ-00041	90071	Tm-171	-10.4 UJ	11.1	4.67	72.4	0.00 - 0.25
NBZ-00041	90071	U-233/234	0.523	0.0643	0.0593	2.02	0.00 - 0.25
NBZ-00041	90071	U-235/236	0.0342	0.0452	0.0164	0.151	0.00 - 0.25
NBZ-00041	90071	U-238	0.448	0.0366	0.052	1.8	0.00 - 0.25
NBZ-00042	90072	Ac-227	-0.0166 U	0.228	0.0696	0.217	0.00 - 0.50
NBZ-00042	90072	Am-241	0.0214	0.0197	0.0084	0.0454	0.00 - 0.50
NBZ-00042	90072	Bi-212	0.901	0.144	0.0804	2.15	0.00 - 0.50
NBZ-00042	90072	Bi-214	0.986	0.0371	0.0479	1.59	0.00 - 0.50
NBZ-00042	90072	Cd-113m	36.6 U	156	54.6	3030	0.00 - 0.50
NBZ-00042	90072	Cm-243/244	-0.008 U	0.0357	0.0076	0.0443	0.00 - 0.50
NBZ-00042	90072	Co-60	0.003 U	0.0198	0.0058	0.028	0.00 - 0.50
NBZ-00042	90072	Cs-134	0.0144 JSK	0.0178	0.0067	0.0864	0.00 - 0.50
NBZ-00042	90072	Cs-137	0.0399	0.0215	0.0101	0.207	0.00 - 0.50
NBZ-00042	90072	Eu-152	-0.0352 U	0.0543	0.0215	0.0566	0.00 - 0.50
NBZ-00042	90072	Eu-154	-0.0611 U	0.11	0.0365	0.15	0.00 - 0.50
NBZ-00042	90072	Eu-155	0.0621 JSK	0.0859	0.029	0.231	0.00 - 0.50
NBZ-00042	90072	Ho-166m	0.0032 U	0.0299	0.0089	0.0432	0.00 - 0.50
NBZ-00042	90072	K-40	26	0.176	1.45	32.4	0.00 - 0.50
NBZ-00042	90072	Na-22	-0.017 U J	0.0227	0.0081	0.037	0.00 - 0.50
NBZ-00042	90072	Nb-94	0.0017 U	0.0173	0.0052	0.0214	0.00 - 0.50
NBZ-00042	90072	Np-236	-0.0042 U	0.0459	0.0136	0.047	0.00 - 0.50
NBZ-00042	90072	Np-239	-0.0412 U	0.154	0.0479	0.139	0.00 - 0.50
NBZ-00042	90072	Pa-231	-0.0035 U	0.966	0.295	0.936	0.00 - 0.50
NBZ-00042	90072	Pb-212	1.53	0.0389	0.0916	2.69	0.00 - 0.50
NBZ-00042	90072	Pb-214	1.23	0.0384	0.0593	1.7	0.00 - 0.50
NBZ-00042	90072	Pu-238	-0.0041 U	0.0218	0.0038	0.0415	0.00 - 0.50
NBZ-00042	90072	Pu-239/240	0.0012 U	0.0171	0.0038	0.0404	0.00 - 0.50
NBZ-00042	90072	Sb-125	0.0186 U	0.0515	0.0155	0.354	0.00 - 0.50
NBZ-00042	90072	Sn-126	-0.0054 U	0.0195	0.0061	0.0237	0.00 - 0.50
NBZ-00042	90072	Sr-90	0.0216 U	0.116	0.0327	0.485	0.00 - 0.50
NBZ-00042	90072	Th-228	1.1 L	0.0516	0.104	3.98	0.00 - 0.50
NBZ-00042	90072	Th-229	0.0553 L	0.0509	0.022	0.145	0.00 - 0.50
NBZ-00042	90072	Th-230	0.704 L	0.0905	0.0808	2.2	0.00 - 0.50

Table A.2
Analytical Results Summary
Northern Buffer Zone, Round 1

Sample Location	Sample ID	Analyte Name	Activity	MDC	TPU	RTL	Sample Depth (feet bgs)
NBZ-00042	90072	Th-232	0.963 L	0.0186	0.0942	3.1	0.00 - 0.50
NBZ-00042	90072	Th-234	1.59 J	0.378	0.194	3.19	0.00 - 0.50
NBZ-00042	90072	Tl-208	0.418	0.0186	0.0251	0.937	0.00 - 0.50
NBZ-00042	90072	Tm-171	-4.78 U	18	6.09	72.4	0.00 - 0.50
NBZ-00042	90072	U-233/234	0.786	0.0718	0.0847	2.02	0.00 - 0.50
NBZ-00042	90072	U-235/236	0.0601	0.0413	0.0214	0.151	0.00 - 0.50
NBZ-00042	90072	U-238	0.714	0.0334	0.0777	1.8	0.00 - 0.50
NBZ-00043	90074	Ac-227	-0.0509 U	0.257	0.0776	0.217	0.00 - 1.50
NBZ-00043	90074	Am-241	0.0051	0.0144	0.0042	0.0454	0.00 - 1.50
NBZ-00043	90074	Bi-212	0.919	0.195	0.105	2.15	0.00 - 1.50
NBZ-00043	90074	Bi-214	1.21	0.0435	0.0611	1.59	0.00 - 1.50
NBZ-00043	90074	Cd-113m	-31.6 U	174	52.4	3030	0.00 - 1.50
NBZ-00043	90074	Cm-243/244	0.0058 U	0.0178	0.0051	0.0443	0.00 - 1.50
NBZ-00043	90074	Co-60	-0.0028 U	0.0275	0.0081	0.028	0.00 - 1.50
NBZ-00043	90074	Cs-134	0.0055 U	0.0215	0.0072	0.0864	0.00 - 1.50
NBZ-00043	90074	Cs-137	0.0169 J	0.0298	0.0094	0.207	0.00 - 1.50
NBZ-00043	90074	Eu-152	0.0217 U	0.068	0.0223	0.0566	0.00 - 1.50
NBZ-00043	90074	Eu-154	0.0264 U	0.154	0.0442	0.15	0.00 - 1.50
NBZ-00043	90074	Eu-155	0.104 JSK	0.0859	0.0354	0.231	0.00 - 1.50
NBZ-00043	90074	Ho-166m	0.0336 JSK	0.0427	0.0143	0.0432	0.00 - 1.50
NBZ-00043	90074	K-40	20.3	0.203	1.17	32.4	0.00 - 1.50
NBZ-00043	90074	Na-22	-0.005 U	0.03	0.009	0.037	0.00 - 1.50
NBZ-00043	90074	Nb-94	0.0091 U	0.0239	0.0072	0.0214	0.00 - 1.50
NBZ-00043	90074	Np-236	-0.0157 U	0.0445	0.0142	0.047	0.00 - 1.50
NBZ-00043	90074	Np-239	-0.0205 U	0.171	0.0509	0.139	0.00 - 1.50
NBZ-00043	90074	Pa-231	-0.0119 U	1.1	0.338	0.936	0.00 - 1.50
NBZ-00043	90074	Pb-212	1.37	0.0416	0.0815	2.69	0.00 - 1.50
NBZ-00043	90074	Pb-214	1.33	0.0462	0.0637	1.7	0.00 - 1.50
NBZ-00043	90074	Pu-238	-0.0037 U	0.0199	0.0035	0.0415	0.00 - 1.50
NBZ-00043	90074	Pu-239/240	0.0031 U	0.0156	0.004	0.0404	0.00 - 1.50
NBZ-00043	90074	Sb-125	0.0243 U	0.0649	0.0201	0.354	0.00 - 1.50
NBZ-00043	90074	Sn-126	-0.0031 U	0.0255	0.0076	0.0237	0.00 - 1.50
NBZ-00043	90074	Sr-90	-0.0236 U	0.113	0.029	0.485	0.00 - 1.50

Table A.2
Analytical Results Summary
Northern Buffer Zone, Round 1

Sample Location	Sample ID	Analyte Name	Activity	MDC	TPU	RTL	Sample Depth (feet bgs)
NBZ-00043	90074	Th-228	1.16 L	0.0843	0.109	3.98	0.00 - 1.50
NBZ-00043	90074	Th-229	0.0069 UL	0.051	0.012	0.145	0.00 - 1.50
NBZ-00043	90074	Th-230	1.19 L	0.0744	0.11	2.2	0.00 - 1.50
NBZ-00043	90074	Th-232	1.08 L	0.0742	0.103	3.1	0.00 - 1.50
NBZ-00043	90074	Th-234	1.76 J	0.363	0.177	3.19	0.00 - 1.50
NBZ-00043	90074	Tl-208	0.454	0.0245	0.0295	0.937	0.00 - 1.50
NBZ-00043	90074	Tm-171	1.51 U	14.9	4.96	72.4	0.00 - 1.50
NBZ-00043	90074	U-233/234	1.26	0.0708	0.117	2.02	0.00 - 1.50
NBZ-00043	90074	U-235/236	0.0529	0.0407	0.02	0.151	0.00 - 1.50
NBZ-00043	90074	U-238	1.04	0.0468	0.101	1.8	0.00 - 1.50
NBZ-00044	90075	Ac-227	0.0355 U	0.163	0.0482	0.217	0.00 - 0.50
NBZ-00044	90075	Am-241	0.0076 U	0.0243	0.0069	0.0454	0.00 - 0.50
NBZ-00044	90075	Bi-212	0.818	0.11	0.0711	2.15	0.00 - 0.50
NBZ-00044	90075	Bi-214	0.843	0.0266	0.0406	1.59	0.00 - 0.50
NBZ-00044	90075	Cd-113m	22.8 U	109	33.3	3030	0.00 - 0.50
NBZ-00044	90075	Cm-243/244	-0.0067 U	0.0369	0.0079	0.0443	0.00 - 0.50
NBZ-00044	90075	Co-60	-0.0044 U	0.0157	0.0048	0.028	0.00 - 0.50
NBZ-00044	90075	Cs-134	0.0079 JSK	0.0132	0.0046	0.0864	0.00 - 0.50
NBZ-00044	90075	Cs-137	0.0927 J	0.0149	0.0081	0.207	0.00 - 0.50
NBZ-00044	90075	Eu-152	-0.0176 U	0.0391	0.0136	0.0566	0.00 - 0.50
NBZ-00044	90075	Eu-154	-0.0373 U	0.0883	0.0276	0.15	0.00 - 0.50
NBZ-00044	90075	Eu-155	0.104 SK	0.0545	0.0236	0.231	0.00 - 0.50
NBZ-00044	90075	Ho-166m	-0.0004 U J	0.0235	0.0069	0.0432	0.00 - 0.50
NBZ-00044	90075	K-40	19.5	0.119	1.06	32.4	0.00 - 0.50
NBZ-00044	90075	Na-22	-0.0039 U	0.0189	0.0057	0.037	0.00 - 0.50
NBZ-00044	90075	Nb-94	0.0048 U	0.0142	0.0043	0.0214	0.00 - 0.50
NBZ-00044	90075	Np-236	0.0001 U	0.0304	0.0092	0.047	0.00 - 0.50
NBZ-00044	90075	Np-239	0.0697 J	0.11	0.0356	0.139	0.00 - 0.50
NBZ-00044	90075	Pa-231	0.222 U	0.681	0.206	0.936	0.00 - 0.50
NBZ-00044	90075	Pb-212	1.11	0.0265	0.064	2.69	0.00 - 0.50
NBZ-00044	90075	Pb-214	0.907	0.0288	0.0442	1.7	0.00 - 0.50
NBZ-00044	90075	Pu-238	0.0081 U	0.0389	0.0107	0.0415	0.00 - 0.50
NBZ-00044	90075	Pu-239/240	0.0239	0.0263	0.0099	0.0404	0.00 - 0.50

Table A.2
Analytical Results Summary
Northern Buffer Zone, Round 1

Sample Location	Sample ID	Analyte Name	Activity	MDC	TPU	RTL	Sample Depth (feet bgs)
NBZ-00044	90075	Sb-125	0.0051 U	0.0382	0.0115	0.354	0.00 - 0.50
NBZ-00044	90075	Sn-126	-0.0016 U	0.0156	0.0046	0.0237	0.00 - 0.50
NBZ-00044	90075	Sr-90	0.0128 U	0.0828	0.0231	0.485	0.00 - 0.50
NBZ-00044	90075	Th-228	1.05 L	0.0818	0.0952	3.98	0.00 - 0.50
NBZ-00044	90075	Th-229	0.0283 L	0.0153	0.0127	0.145	0.00 - 0.50
NBZ-00044	90075	Th-230	0.841 L	0.0524	0.0806	2.2	0.00 - 0.50
NBZ-00044	90075	Th-232	1.24 L	0.0152	0.102	3.1	0.00 - 0.50
NBZ-00044	90075	Th-234	1.42	0.24	0.13	3.19	0.00 - 0.50
NBZ-00044	90075	Tl-208	0.363	0.014	0.0209	0.937	0.00 - 0.50
NBZ-00044	90075	Tm-171	-2.96 U	9.27	3.18	72.4	0.00 - 0.50
NBZ-00044	90075	U-233/234	0.901	0.0798	0.093	2.02	0.00 - 0.50
NBZ-00044	90075	U-235/236	0.0577	0.0174	0.0196	0.151	0.00 - 0.50
NBZ-00044	90075	U-238	0.901	0.0469	0.0914	1.8	0.00 - 0.50
NBZ-00045	90077	Ac-227	0.129 J	0.181	0.0843	0.217	0.00 - 0.50
NBZ-00045	90077	Am-241	-0.0091 U	0.032	0.0056	0.0454	0.00 - 0.50
NBZ-00045	90077	Bi-212	0.867	0.115	0.071	2.15	0.00 - 0.50
NBZ-00045	90077	Bi-214	1.08	0.0274	0.0496	1.59	0.00 - 0.50
NBZ-00045	90077	Cd-113m	-10.7 U	120	42.8	3030	0.00 - 0.50
NBZ-00045	90077	Cm-243/244	0.0042 U	0.0376	0.0098	0.0443	0.00 - 0.50
NBZ-00045	90077	Co-60	-0.0068 U	0.0156	0.0051	0.028	0.00 - 0.50
NBZ-00045	90077	Cs-134	0.0024 U	0.0133	0.0046	0.0864	0.00 - 0.50
NBZ-00045	90077	Cs-137	0.0218	0.0178	0.0058	0.207	0.00 - 0.50
NBZ-00045	90077	Eu-152	0.0021 U	0.0442	0.0134	0.0566	0.00 - 0.50
NBZ-00045	90077	Eu-154	-0.071 U J	0.0915	0.0329	0.15	0.00 - 0.50
NBZ-00045	90077	Eu-155	0.076 SK	0.0626	0.0233	0.231	0.00 - 0.50
NBZ-00045	90077	Ho-166m	0.0092 U	0.026	0.0076	0.0432	0.00 - 0.50
NBZ-00045	90077	K-40	23.9	0.116	1.34	32.4	0.00 - 0.50
NBZ-00045	90077	Na-22	-0.0155 U J	0.0188	0.007	0.037	0.00 - 0.50
NBZ-00045	90077	Nb-94	0.0036 U	0.0143	0.0041	0.0214	0.00 - 0.50
NBZ-00045	90077	Np-236	-0.0205 U	0.0343	0.0116	0.047	0.00 - 0.50
NBZ-00045	90077	Np-239	0.0059 U	0.123	0.0357	0.139	0.00 - 0.50
NBZ-00045	90077	Pa-231	-0.461 U	0.728	0.243	0.936	0.00 - 0.50
NBZ-00045	90077	Pb-212	1.29	0.0301	0.0762	2.69	0.00 - 0.50

Table A.2
Analytical Results Summary
Northern Buffer Zone, Round 1

Sample Location	Sample ID	Analyte Name	Activity	MDC	TPU	RTL	Sample Depth (feet bgs)
NBZ-00045	90077	Pb-214	1.2	0.0316	0.0565	1.7	0.00 - 0.50
NBZ-00045	90077	Pu-238	0.0093 U	0.029	0.0083	0.0415	0.00 - 0.50
NBZ-00045	90077	Pu-239/240	0.0013 U	0.0184	0.0041	0.0404	0.00 - 0.50
NBZ-00045	90077	Sb-125	0.0147 U	0.0408	0.0124	0.354	0.00 - 0.50
NBZ-00045	90077	Sn-126	0.0013 U	0.0161	0.0046	0.0237	0.00 - 0.50
NBZ-00045	90077	Sr-90	-0.0341 U	0.111	0.027	0.485	0.00 - 0.50
NBZ-00045	90077	Th-228	1.3 L	0.0588	0.123	3.98	0.00 - 0.50
NBZ-00045	90077	Th-229	0.0316 UL	0.0849	0.025	0.145	0.00 - 0.50
NBZ-00045	90077	Th-230	1.1 L	0.118	0.113	2.2	0.00 - 0.50
NBZ-00045	90077	Th-232	1.17 L	0.0213	0.113	3.1	0.00 - 0.50
NBZ-00045	90077	Th-234	1.14 J	0.273	0.132	3.19	0.00 - 0.50
NBZ-00045	90077	Tl-208	0.413	0.0151	0.0234	0.937	0.00 - 0.50
NBZ-00045	90077	Tm-171	-0.032 U	11.6	3.86	72.4	0.00 - 0.50
NBZ-00045	90077	U-233/234	0.872	0.0633	0.0934	2.02	0.00 - 0.50
NBZ-00045	90077	U-235/236	0.006 U	0.065	0.0153	0.151	0.00 - 0.50
NBZ-00045	90077	U-238	0.982	0.0583	0.101	1.8	0.00 - 0.50
NBZ-00045	90078	Ac-227	-0.0601 U	0.163	0.0505	0.217	1.00 - 4.00
NBZ-00045	90078	Am-241	-0.0001 U	0.0339	0.008	0.0454	1.00 - 4.00
NBZ-00045	90078	Bi-212	0.879	0.108	0.0698	2.15	1.00 - 4.00
NBZ-00045	90078	Bi-214	1.12	0.0249	0.0515	1.59	1.00 - 4.00
NBZ-00045	90078	Cd-113m	-6.44 U	109	32.2	3030	1.00 - 4.00
NBZ-00045	90078	Cm-243/244	-0.0119 U	0.0436	0.0094	0.0443	1.00 - 4.00
NBZ-00045	90078	Co-60	0.0112 J	0.0154	0.0049	0.028	1.00 - 4.00
NBZ-00045	90078	Cs-134	0.0008 U	0.0124	0.0043	0.0864	1.00 - 4.00
NBZ-00045	90078	Cs-137	-0.009 U	0.0141	0.0047	0.207	1.00 - 4.00
NBZ-00045	90078	Eu-152	0.0091 U	0.0407	0.0138	0.0566	1.00 - 4.00
NBZ-00045	90078	Eu-154	-0.0149 U	0.0833	0.0252	0.15	1.00 - 4.00
NBZ-00045	90078	Eu-155	0.0521 SK	0.0559	0.0212	0.231	1.00 - 4.00
NBZ-00045	90078	Ho-166m	-0.0086 U	0.0222	0.0069	0.0432	1.00 - 4.00
NBZ-00045	90078	K-40	20.7	0.107	1.13	32.4	1.00 - 4.00
NBZ-00045	90078	Na-22	0.0053 U	0.0169	0.0054	0.037	1.00 - 4.00
NBZ-00045	90078	Nb-94	0.0025 U	0.0129	0.0038	0.0214	1.00 - 4.00
NBZ-00045	90078	Np-236	-0.0119 U	0.0312	0.01	0.047	1.00 - 4.00

Table A.2
Analytical Results Summary
Northern Buffer Zone, Round 1

Sample Location	Sample ID	Analyte Name	Activity	MDC	TPU	RTL	Sample Depth (feet bgs)
NBZ-00045	90078	Np-239	0.0224 U	0.113	0.0332	0.139	1.00 - 4.00
NBZ-00045	90078	Pa-231	0.143 U	0.692	0.205	0.936	1.00 - 4.00
NBZ-00045	90078	Pb-212	1.37	0.0278	0.0736	2.69	1.00 - 4.00
NBZ-00045	90078	Pb-214	1.21	0.0277	0.0544	1.7	1.00 - 4.00
NBZ-00045	90078	Pu-238	-0.0092 U	0.0347	0.0073	0.0415	1.00 - 4.00
NBZ-00045	90078	Pu-239/240	0.002 U	0.0211	0.005	0.0404	1.00 - 4.00
NBZ-00045	90078	Sb-125	-0.0208 U	0.0371	0.0124	0.354	1.00 - 4.00
NBZ-00045	90078	Sn-126	0.0022 U	0.0145	0.0042	0.0237	1.00 - 4.00
NBZ-00045	90078	Sr-90	-0.026 U	0.116	0.0278	0.485	1.00 - 4.00
NBZ-00045	90078	Th-228	1.36 L	0.0538	0.121	3.98	1.00 - 4.00
NBZ-00045	90078	Th-229	0.0361 L	0.0531	0.0192	0.145	1.00 - 4.00
NBZ-00045	90078	Th-230	1.21 L	0.0943	0.113	2.2	1.00 - 4.00
NBZ-00045	90078	Th-232	1.41 L	0.0194	0.123	3.1	1.00 - 4.00
NBZ-00045	90078	Th-234	1.7 J	0.236	0.143	3.19	1.00 - 4.00
NBZ-00045	90078	Tl-208	0.424	0.0144	0.0241	0.937	1.00 - 4.00
NBZ-00045	90078	Tm-171	-1.2 U	9.39	3.17	72.4	1.00 - 4.00
NBZ-00045	90078	U-233/234	0.791	0.105	0.0844	2.02	1.00 - 4.00
NBZ-00045	90078	U-235/236	0.0814	0.0363	0.0231	0.151	1.00 - 4.00
NBZ-00045	90078	U-238	0.889	0.0417	0.087	1.8	1.00 - 4.00
NBZ-00046	90079	Ac-227	-0.0291 U	0.207	0.0645	0.217	0.00 - 0.50
NBZ-00046	90079	Am-241	0.0003 U	0.0268	0.006	0.0454	0.00 - 0.50
NBZ-00046	90079	Bi-212	0.755	0.134	0.0672	2.15	0.00 - 0.50
NBZ-00046	90079	Bi-214	1.07	0.0303	0.0493	1.59	0.00 - 0.50
NBZ-00046	90079	Cd-113m	-14 U	139	43.3	3030	0.00 - 0.50
NBZ-00046	90079	Cm-243/244	-0.0086 U	0.0383	0.0081	0.0443	0.00 - 0.50
NBZ-00046	90079	Co-60	-0.0076 U	0.0175	0.0056	0.028	0.00 - 0.50
NBZ-00046	90079	Cs-134	-0.0032 U	0.0147	0.0051	0.0864	0.00 - 0.50
NBZ-00046	90079	Cs-137	0.11	0.0165	0.0092	0.207	0.00 - 0.50
NBZ-00046	90079	Eu-152	-0.0149 U	0.0505	0.0178	0.0566	0.00 - 0.50
NBZ-00046	90079	Eu-154	0.0508 J	0.103	0.0323	0.15	0.00 - 0.50
NBZ-00046	90079	Eu-155	0.0873 SK	0.0755	0.0262	0.231	0.00 - 0.50
NBZ-00046	90079	Ho-166m	0.007 U	0.0276	0.0082	0.0432	0.00 - 0.50
NBZ-00046	90079	K-40	20.7	0.142	1.29	32.4	0.00 - 0.50

Table A.2
Analytical Results Summary
Northern Buffer Zone, Round 1

Sample Location	Sample ID	Analyte Name	Activity	MDC	TPU	RTL	Sample Depth (feet bgs)
NBZ-00046	90079	Na-22	-0.0061 U	0.0216	0.0077	0.037	0.00 - 0.50
NBZ-00046	90079	Nb-94	0.0082 JSK	0.0156	0.0049	0.0214	0.00 - 0.50
NBZ-00046	90079	Np-236	-0.0129 U	0.0413	0.0137	0.047	0.00 - 0.50
NBZ-00046	90079	Np-239	0.0464 U	0.139	0.0438	0.139	0.00 - 0.50
NBZ-00046	90079	Pa-231	-0.333 U	0.856	0.303	0.936	0.00 - 0.50
NBZ-00046	90079	Pb-212	1.23	0.0342	0.0819	2.69	0.00 - 0.50
NBZ-00046	90079	Pb-214	1.17	0.0362	0.0595	1.7	0.00 - 0.50
NBZ-00046	90079	Pu-238	-0.0033 U	0.0245	0.0054	0.0415	0.00 - 0.50
NBZ-00046	90079	Pu-239/240	0.0021 U	0.0188	0.0046	0.0404	0.00 - 0.50
NBZ-00046	90079	Sb-125	0.0119 U	0.0468	0.0141	0.354	0.00 - 0.50
NBZ-00046	90079	Sn-126	0.0084 U	0.0177	0.0054	0.0237	0.00 - 0.50
NBZ-00046	90079	Sr-90	0.0341 U	0.0827	0.025	0.485	0.00 - 0.50
NBZ-00046	90079	Th-228	0.866 L	0.095	0.0906	3.98	0.00 - 0.50
NBZ-00046	90079	Th-229	0.0266 L	0.0617	0.0188	0.145	0.00 - 0.50
NBZ-00046	90079	Th-230	0.696 L	0.0714	0.0779	2.2	0.00 - 0.50
NBZ-00046	90079	Th-232	0.892 L	0.0179	0.0886	3.1	0.00 - 0.50
NBZ-00046	90079	Th-234	1.37 J	0.354	0.159	3.19	0.00 - 0.50
NBZ-00046	90079	Tl-208	0.372	0.0165	0.0209	0.937	0.00 - 0.50
NBZ-00046	90079	Tm-171	-16.8 U J	19	7.6	72.4	0.00 - 0.50
NBZ-00046	90079	U-233/234	0.602	0.0927	0.0748	2.02	0.00 - 0.50
NBZ-00046	90079	U-235/236	-0.0081 U	0.0632	0.0112	0.151	0.00 - 0.50
NBZ-00046	90079	U-238	0.73	0.036	0.0811	1.8	0.00 - 0.50
NBZ-00046	90080	Ac-227	-0.0226 U	0.178	0.0528	0.217	1.00 - 4.00
NBZ-00046	90080	Am-241	-0.0032 U	0.0282	0.006	0.0454	1.00 - 4.00
NBZ-00046	90080	Bi-212	0.803	0.128	0.0718	2.15	1.00 - 4.00
NBZ-00046	90080	Bi-214	1.11	0.029	0.0523	1.59	1.00 - 4.00
NBZ-00046	90080	Cd-113m	28.4 U	120	37	3030	1.00 - 4.00
NBZ-00046	90080	Cm-243/244	-0.0018 U	0.0316	0.0073	0.0443	1.00 - 4.00
NBZ-00046	90080	Co-60	-0.0045 U	0.0167	0.0052	0.028	1.00 - 4.00
NBZ-00046	90080	Cs-134	-0.0001 U	0.0142	0.0048	0.0864	1.00 - 4.00
NBZ-00046	90080	Cs-137	-0.0056 U	0.0161	0.0058	0.207	1.00 - 4.00
NBZ-00046	90080	Eu-152	-0.0246 U	0.0444	0.0152	0.0566	1.00 - 4.00
NBZ-00046	90080	Eu-154	-0.0151 U	0.0944	0.0279	0.15	1.00 - 4.00

Table A.2
Analytical Results Summary
Northern Buffer Zone, Round 1

Sample Location	Sample ID	Analyte Name	Activity	MDC	TPU	RTL	Sample Depth (feet bgs)
NBZ-00046	90080	Eu-155	0.0734 SK	0.0621	0.0243	0.231	1.00 - 4.00
NBZ-00046	90080	Ho-166m	0.0054 U	0.0261	0.0078	0.0432	1.00 - 4.00
NBZ-00046	90080	K-40	20.3	0.134	1.09	32.4	1.00 - 4.00
NBZ-00046	90080	Na-22	-0.0002 U	0.0209	0.0062	0.037	1.00 - 4.00
NBZ-00046	90080	Nb-94	0.0114 JSK	0.0157	0.0052	0.0214	1.00 - 4.00
NBZ-00046	90080	Np-236	-0.0073 U	0.0337	0.0103	0.047	1.00 - 4.00
NBZ-00046	90080	Np-239	0.0108 U	0.119	0.0349	0.139	1.00 - 4.00
NBZ-00046	90080	Pa-231	-0.248 U	0.75	0.232	0.936	1.00 - 4.00
NBZ-00046	90080	Pb-212	1.3	0.0296	0.0723	2.69	1.00 - 4.00
NBZ-00046	90080	Pb-214	1.19	0.0322	0.0548	1.7	1.00 - 4.00
NBZ-00046	90080	Pu-238	0.0013 U	0.0183	0.0041	0.0415	1.00 - 4.00
NBZ-00046	90080	Pu-239/240	-0.0044 U	0.0233	0.0041	0.0404	1.00 - 4.00
NBZ-00046	90080	Sb-125	0.0214 SK	0.0436	0.0139	0.354	1.00 - 4.00
NBZ-00046	90080	Sn-126	-0.0094 U	0.0162	0.0054	0.0237	1.00 - 4.00
NBZ-00046	90080	Sr-90	0.0288 U	0.11	0.0316	0.485	1.00 - 4.00
NBZ-00046	90080	Th-228	1.25 L	0.0678	0.115	3.98	1.00 - 4.00
NBZ-00046	90080	Th-229	0.036 L	0.0669	0.0217	0.145	1.00 - 4.00
NBZ-00046	90080	Th-230	1.21 L	0.12	0.115	2.2	1.00 - 4.00
NBZ-00046	90080	Th-232	1.38 L	0.0527	0.121	3.1	1.00 - 4.00
NBZ-00046	90080	Th-234	1.69 J	0.284	0.163	3.19	1.00 - 4.00
NBZ-00046	90080	Tl-208	0.409	0.0158	0.0237	0.937	1.00 - 4.00
NBZ-00046	90080	Tm-171	-3.4 U	13.6	4.55	72.4	1.00 - 4.00
NBZ-00046	90080	U-233/234	1.07	0.102	0.106	2.02	1.00 - 4.00
NBZ-00046	90080	U-235/236	0.0667	0.0498	0.0232	0.151	1.00 - 4.00
NBZ-00046	90080	U-238	1.28	0.0139	0.117	1.8	1.00 - 4.00
NBZ-00047	90081	Ac-227	-0.179 UJ	0.178	0.0684	0.217	1.00 - 5.00
NBZ-00047	90081	Am-241	-0.0003 U	0.0181	0.0038	0.0454	1.00 - 5.00
NBZ-00047	90081	Bi-212	0.841	0.124	0.0786	2.15	1.00 - 5.00
NBZ-00047	90081	Bi-214	1.04	0.0287	0.0484	1.59	1.00 - 5.00
NBZ-00047	90081	Cd-113m	-16.4 U	122	37	3030	1.00 - 5.00
NBZ-00047	90081	Cm-243/244	0.0002 U	0.0201	0.0045	0.0443	1.00 - 5.00
NBZ-00047	90081	Co-60	0.0022 U	0.0174	0.0051	0.028	1.00 - 5.00
NBZ-00047	90081	Cs-134	-0.0019 U	0.0138	0.0048	0.0864	1.00 - 5.00

Table A.2
Analytical Results Summary
Northern Buffer Zone, Round 1

Sample Location	Sample ID	Analyte Name	Activity	MDC	TPU	RTL	Sample Depth (feet bgs)
NBZ-00047	90081	Cs-137	-0.0121 UJ	0.0158	0.0058	0.207	1.00 - 5.00
NBZ-00047	90081	Eu-152	-0.0127 U	0.0436	0.0143	0.0566	1.00 - 5.00
NBZ-00047	90081	Eu-154	-0.0585 U	0.0984	0.0331	0.15	1.00 - 5.00
NBZ-00047	90081	Eu-155	0.0451 JS	0.0651	0.0221	0.231	1.00 - 5.00
NBZ-00047	90081	Ho-166m	0.0012 U	0.0255	0.0073	0.0432	1.00 - 5.00
NBZ-00047	90081	K-40	24	0.118	1.34	32.4	1.00 - 5.00
NBZ-00047	90081	Na-22	-0.0032 U	0.0195	0.0059	0.037	1.00 - 5.00
NBZ-00047	90081	Nb-94	-0.0018 U	0.0143	0.0042	0.0214	1.00 - 5.00
NBZ-00047	90081	Np-236	0.0094 U	0.0356	0.0109	0.047	1.00 - 5.00
NBZ-00047	90081	Np-239	-0.0586 U	0.124	0.039	0.139	1.00 - 5.00
NBZ-00047	90081	Pa-231	0.132 U	0.775	0.227	0.936	1.00 - 5.00
NBZ-00047	90081	Pb-212	1.34	0.0307	0.0787	2.69	1.00 - 5.00
NBZ-00047	90081	Pb-214	1.15	0.0307	0.0539	1.7	1.00 - 5.00
NBZ-00047	90081	Pu-238	0.0036 U	0.0179	0.0046	0.0415	1.00 - 5.00
NBZ-00047	90081	Pu-239/240	-0.0004 U	0.0206	0.0043	0.0404	1.00 - 5.00
NBZ-00047	90081	Sb-125	0.0032 U	0.0412	0.0122	0.354	1.00 - 5.00
NBZ-00047	90081	Sn-126	-0.0072 U	0.0156	0.0049	0.0237	1.00 - 5.00
NBZ-00047	90081	Sr-90	0.0327 U	0.101	0.0298	0.485	1.00 - 5.00
NBZ-00047	90081	Th-228	1.19 L	0.116	0.11	3.98	1.00 - 5.00
NBZ-00047	90081	Th-229	0.0329 L	0.0708	0.0219	0.145	1.00 - 5.00
NBZ-00047	90081	Th-230	0.702 L	0.0789	0.0781	2.2	1.00 - 5.00
NBZ-00047	90081	Th-232	0.883 L	0.0177	0.0872	3.1	1.00 - 5.00
NBZ-00047	90081	Th-234	1.41 J	0.283	0.15	3.19	1.00 - 5.00
NBZ-00047	90081	Tl-208	0.402	0.0152	0.0232	0.937	1.00 - 5.00
NBZ-00047	90081	Tm-171	-0.758 U	11.6	3.85	72.4	1.00 - 5.00
NBZ-00047	90081	U-233/234	0.773	0.108	0.105	2.02	1.00 - 5.00
NBZ-00047	90081	U-235/236	0.0409	0.0905	0.0284	0.151	1.00 - 5.00
NBZ-00047	90081	U-238	0.975	0.0252	0.119	1.8	1.00 - 5.00
NBZ-00048	90082	Ac-227	-0.0344 U	0.21	0.0628	0.217	0.00 - 0.50
NBZ-00048	90082	Am-241	-0.0007 U	0.025	0.0057	0.0454	0.00 - 0.50
NBZ-00048	90082	Bi-212	0.92	0.132	0.0862	2.15	0.00 - 0.50
NBZ-00048	90082	Bi-214	1.11	0.0315	0.0519	1.59	0.00 - 0.50
NBZ-00048	90082	Cd-113m	33.1 U	139	43	3030	0.00 - 0.50

Table A.2
Analytical Results Summary
Northern Buffer Zone, Round 1

Sample Location	Sample ID	Analyte Name	Activity	MDC	TPU	RTL	Sample Depth (feet bgs)
NBZ-00048	90082	Cm-243/244	-0.0025 U	0.0194	0.0034	0.0443	0.00 - 0.50
NBZ-00048	90082	Co-60	0.0087 U	0.0188	0.0056	0.028	0.00 - 0.50
NBZ-00048	90082	Cs-134	-0.0041 U	0.0148	0.0052	0.0864	0.00 - 0.50
NBZ-00048	90082	Cs-137	0.038	0.0173	0.0075	0.207	0.00 - 0.50
NBZ-00048	90082	Eu-152	-0.018 U	0.0504	0.0159	0.0566	0.00 - 0.50
NBZ-00048	90082	Eu-154	-0.127 UJ	0.0977	0.044	0.15	0.00 - 0.50
NBZ-00048	90082	Eu-155	0.0634 JS	0.0722	0.0211	0.231	0.00 - 0.50
NBZ-00048	90082	Ho-166m	0.0089 U	0.0286	0.0085	0.0432	0.00 - 0.50
NBZ-00048	90082	K-40	22.5	0.132	1.31	32.4	0.00 - 0.50
NBZ-00048	90082	Na-22	-0.0211 UJ	0.0208	0.0082	0.037	0.00 - 0.50
NBZ-00048	90082	Nb-94	0.0077 U	0.0161	0.005	0.0214	0.00 - 0.50
NBZ-00048	90082	Np-236	-0.0151 U	0.0391	0.0126	0.047	0.00 - 0.50
NBZ-00048	90082	Np-239	-0.0338 U	0.138	0.0418	0.139	0.00 - 0.50
NBZ-00048	90082	Pa-231	0.148 U	0.878	0.27	0.936	0.00 - 0.50
NBZ-00048	90082	Pb-212	1.31	0.0351	0.0873	2.69	0.00 - 0.50
NBZ-00048	90082	Pb-214	1.33	0.0361	0.0649	1.7	0.00 - 0.50
NBZ-00048	90082	Pu-238	-0.0051 U	0.0331	0.0074	0.0415	0.00 - 0.50
NBZ-00048	90082	Pu-239/240	-0.0101 U	0.0368	0.0079	0.0404	0.00 - 0.50
NBZ-00048	90082	Sb-125	0.0317 JS	0.0488	0.0161	0.354	0.00 - 0.50
NBZ-00048	90082	Sn-126	0.0049 U	0.0179	0.0053	0.0237	0.00 - 0.50
NBZ-00048	90082	Sr-90	0.0292 U	0.143	0.0408	0.485	0.00 - 0.50
NBZ-00048	90082	Th-228	0.503 L	0.0487	0.0635	3.98	0.00 - 0.50
NBZ-00048	90082	Th-229	-0.0065 UL	0.0703	0.0146	0.145	0.00 - 0.50
NBZ-00048	90082	Th-230	0.28 L	0.0978	0.0511	2.2	0.00 - 0.50
NBZ-00048	90082	Th-232	0.422 L	0.0176	0.0564	3.1	0.00 - 0.50
NBZ-00048	90082	Th-234	1.27 J	0.326	0.165	3.19	0.00 - 0.50
NBZ-00048	90082	Tl-208	0.385	0.0173	0.023	0.937	0.00 - 0.50
NBZ-00048	90082	Tm-171	-7.07 U	16.2	5.78	72.4	0.00 - 0.50
NBZ-00048	90082	U-233/234	0.36	0.0893	0.068	2.02	0.00 - 0.50
NBZ-00048	90082	U-235/236	0.0122	0.0331	0.0122	0.151	0.00 - 0.50
NBZ-00048	90082	U-238	0.405	0.0268	0.0699	1.8	0.00 - 0.50
NBZ-00048	90083	Ac-227	-0.001 U	0.225	0.0696	0.217	1.00 - 5.00
NBZ-00048	90083	Am-241	-0.0002 U	0.0333	0.0084	0.0454	1.00 - 5.00

Table A.2
Analytical Results Summary
Northern Buffer Zone, Round 1

Sample Location	Sample ID	Analyte Name	Activity	MDC	TPU	RTL	Sample Depth (feet bgs)
NBZ-00048	90083	Bi-212	0.894	0.141	0.0772	2.15	1.00 - 5.00
NBZ-00048	90083	Bi-214	1.15	0.0348	0.0544	1.59	1.00 - 5.00
NBZ-00048	90083	Cd-113m	-28 U	152	47.8	3030	1.00 - 5.00
NBZ-00048	90083	Cm-243/244	0.0183	0.0055	0.0062	0.0443	1.00 - 5.00
NBZ-00048	90083	Co-60	0.0001 U	0.0193	0.0056	0.028	1.00 - 5.00
NBZ-00048	90083	Cs-134	0.002 U	0.0169	0.0057	0.0864	1.00 - 5.00
NBZ-00048	90083	Cs-137	-0.0048 U	0.0188	0.0066	0.207	1.00 - 5.00
NBZ-00048	90083	Eu-152	-0.0044 U	0.0552	0.0181	0.0566	1.00 - 5.00
NBZ-00048	90083	Eu-154	0.0226 U	0.116	0.0347	0.15	1.00 - 5.00
NBZ-00048	90083	Eu-155	0.0744 JS	0.086	0.0307	0.231	1.00 - 5.00
NBZ-00048	90083	Ho-166m	-0.0028 U	0.0291	0.0086	0.0432	1.00 - 5.00
NBZ-00048	90083	K-40	21.7	0.154	1.35	32.4	1.00 - 5.00
NBZ-00048	90083	Na-22	-0.0129 U	0.0229	0.0076	0.037	1.00 - 5.00
NBZ-00048	90083	Nb-94	0.0124 JS	0.018	0.0059	0.0214	1.00 - 5.00
NBZ-00048	90083	Np-236	-0.0285 U	0.045	0.0152	0.047	1.00 - 5.00
NBZ-00048	90083	Np-239	-0.05 U	0.152	0.0487	0.139	1.00 - 5.00
NBZ-00048	90083	Pa-231	-0.44 U	0.912	0.317	0.936	1.00 - 5.00
NBZ-00048	90083	Pb-212	1.48	0.0375	0.098	2.69	1.00 - 5.00
NBZ-00048	90083	Pb-214	1.31	0.0395	0.0663	1.7	1.00 - 5.00
NBZ-00048	90083	Pu-238	-0.005 U	0.0249	0.0048	0.0415	1.00 - 5.00
NBZ-00048	90083	Pu-239/240	-0.0025 U	0.0193	0.0034	0.0404	1.00 - 5.00
NBZ-00048	90083	Sb-125	-0.0228 U	0.0486	0.0157	0.354	1.00 - 5.00
NBZ-00048	90083	Sn-126	0.0017 U	0.0193	0.0057	0.0237	1.00 - 5.00
NBZ-00048	90083	Sr-90	0.135	0.157	0.0524	0.485	1.00 - 5.00
NBZ-00048	90083	Th-228	1.18 L	0.0821	0.109	3.98	1.00 - 5.00
NBZ-00048	90083	Th-229	0.101 L	0.117	0.0402	0.145	1.00 - 5.00
NBZ-00048	90083	Th-230	0.868 L	0.101	0.091	2.2	1.00 - 5.00
NBZ-00048	90083	Th-232	1.21 L	0.0494	0.108	3.1	1.00 - 5.00
NBZ-00048	90083	Th-234	1.63 J	0.457	0.427	3.19	1.00 - 5.00
NBZ-00048	90083	Tl-208	0.47	0.0176	0.0269	0.937	1.00 - 5.00
NBZ-00048	90083	Tm-171	-21.6 UJ	21.1	8.16	72.4	1.00 - 5.00
NBZ-00048	90083	U-233/234	0.953	0.0917	0.101	2.02	1.00 - 5.00
NBZ-00048	90083	U-235/236	0.0427	0.0193	0.0177	0.151	1.00 - 5.00

Table A.2
Analytical Results Summary
Northern Buffer Zone, Round 1

Sample Location	Sample ID	Analyte Name	Activity	MDC	TPU	RTL	Sample Depth (feet bgs)
NBZ-00048	90083	U-238	0.81	0.0455	0.0879	1.8	1.00 - 5.00
NBZ-00049	90084	Ac-227	-0.0725 U	0.246	0.0755	0.217	1.00 - 3.20
NBZ-00049	90084	Am-241	0.0044 U	0.0206	0.0055	0.0454	1.00 - 3.20
NBZ-00049	90084	Bi-212	0.808 J	0.275	0.22	2.15	1.00 - 3.20
NBZ-00049	90084	Bi-214	1.1	0.0412	0.0579	1.59	1.00 - 3.20
NBZ-00049	90084	Cd-113m	-54 U	161	50.1	3030	1.00 - 3.20
NBZ-00049	90084	Cm-243/244	0.044	0.0224	0.011	0.0443	1.00 - 3.20
NBZ-00049	90084	Co-60	-0.0098 U	0.0267	0.0084	0.028	1.00 - 3.20
NBZ-00049	90084	Cs-134	-0.001 U	0.0205	0.0069	0.0864	1.00 - 3.20
NBZ-00049	90084	Cs-137	-0.0086 U	0.0241	0.0075	0.207	1.00 - 3.20
NBZ-00049	90084	Eu-152	0.002 U	0.0605	0.0222	0.0566	1.00 - 3.20
NBZ-00049	90084	Eu-154	-0.031 U	0.139	0.0414	0.15	1.00 - 3.20
NBZ-00049	90084	Eu-155	0.046 JS	0.0772	0.0291	0.231	1.00 - 3.20
NBZ-00049	90084	Ho-166m	-0.0076 U	0.0381	0.0116	0.0432	1.00 - 3.20
NBZ-00049	90084	K-40	20.4	0.19	1.17	32.4	1.00 - 3.20
NBZ-00049	90084	Na-22	0.001 U	0.031	0.0091	0.037	1.00 - 3.20
NBZ-00049	90084	Nb-94	0.0233 JS	0.0239	0.0086	0.0214	1.00 - 3.20
NBZ-00049	90084	Np-236	-0.0123 U	0.0431	0.0136	0.047	1.00 - 3.20
NBZ-00049	90084	Np-239	-0.0405 U	0.163	0.0493	0.139	1.00 - 3.20
NBZ-00049	90084	Pa-231	-0.64 U	1	0.352	0.936	1.00 - 3.20
NBZ-00049	90084	Pb-212	1.36	0.0399	0.0805	2.69	1.00 - 3.20
NBZ-00049	90084	Pb-214	1.19	0.0445	0.0581	1.7	1.00 - 3.20
NBZ-00049	90084	Pu-238	-0.001 UJ	0.0353	0.0081	0.0415	1.00 - 3.20
NBZ-00049	90084	Pu-239/240	-0.0018 UJ	0.0329	0.0072	0.0404	1.00 - 3.20
NBZ-00049	90084	Sb-125	0.0129 U	0.0599	0.0182	0.354	1.00 - 3.20
NBZ-00049	90084	Sn-126	0.0061 U	0.0247	0.0073	0.0237	1.00 - 3.20
NBZ-00049	90084	Sr-90	-0.0319 U	0.101	0.0233	0.485	1.00 - 3.20
NBZ-00049	90084	Th-228	0.966 L	0.0188	0.0947	3.98	1.00 - 3.20
NBZ-00049	90084	Th-229	0.0342 L	0.0823	0.0247	0.145	1.00 - 3.20
NBZ-00049	90084	Th-230	0.813 L	0.108	0.0889	2.2	1.00 - 3.20
NBZ-00049	90084	Th-232	0.913 L	0.0633	0.0918	3.1	1.00 - 3.20
NBZ-00049	90084	Th-234	1.39 J	0.342	0.162	3.19	1.00 - 3.20
NBZ-00049	90084	Tl-208	0.455	0.0222	0.028	0.937	1.00 - 3.20

Table A.2
Analytical Results Summary
Northern Buffer Zone, Round 1

Sample Location	Sample ID	Analyte Name	Activity	MDC	TPU	RTL	Sample Depth (feet bgs)
NBZ-00049	90084	Tm-171	2.9 U	13.9	4.68	72.4	1.00 - 3.20
NBZ-00049	90084	U-233/234	0.747	0.0669	0.0822	2.02	1.00 - 3.20
NBZ-00049	90084	U-235/236	0.0734	0.0181	0.0227	0.151	1.00 - 3.20
NBZ-00049	90084	U-238	0.806	0.0344	0.0852	1.8	1.00 - 3.20
NBZ-00050	90085	Ac-227	-0.0495 U	0.171	0.0543	0.217	0.00 - 0.50
NBZ-00050	90085	Am-241	0.024	0.0165	0.0085	0.0454	0.00 - 0.50
NBZ-00050	90085	Bi-212	0.797	0.112	0.0741	2.15	0.00 - 0.50
NBZ-00050	90085	Bi-214	1.09	0.0264	0.0506	1.59	0.00 - 0.50
NBZ-00050	90085	Cd-113m	1.92 U	114	34.8	3030	0.00 - 0.50
NBZ-00050	90085	Cm-243/244	-0.0035 U	0.0412	0.0099	0.0443	0.00 - 0.50
NBZ-00050	90085	Co-60	0.0012 U	0.0154	0.0046	0.028	0.00 - 0.50
NBZ-00050	90085	Cs-134	0.0079 JSK	0.0134	0.0048	0.0864	0.00 - 0.50
NBZ-00050	90085	Cs-137	0.0331	0.0141	0.0073	0.207	0.00 - 0.50
NBZ-00050	90085	Eu-152	-0.0153 U	0.0411	0.013	0.0566	0.00 - 0.50
NBZ-00050	90085	Eu-154	-0.036 U	0.0852	0.0271	0.15	0.00 - 0.50
NBZ-00050	90085	Eu-155	0.0525 JSK	0.0595	0.0211	0.231	0.00 - 0.50
NBZ-00050	90085	Ho-166m	-0.0057 U	0.0236	0.0074	0.0432	0.00 - 0.50
NBZ-00050	90085	K-40	20.3	0.117	1.1	32.4	0.00 - 0.50
NBZ-00050	90085	Na-22	0.0019 U	0.0181	0.0054	0.037	0.00 - 0.50
NBZ-00050	90085	Nb-94	0.0043 U	0.0137	0.0042	0.0214	0.00 - 0.50
NBZ-00050	90085	Np-236	-0.0082 U	0.0315	0.0095	0.047	0.00 - 0.50
NBZ-00050	90085	Np-239	0.0142 U	0.115	0.0351	0.139	0.00 - 0.50
NBZ-00050	90085	Pa-231	-0.0316 U	0.712	0.22	0.936	0.00 - 0.50
NBZ-00050	90085	Pb-212	1.31	0.0286	0.0743	2.69	0.00 - 0.50
NBZ-00050	90085	Pb-214	1.24	0.0295	0.0569	1.7	0.00 - 0.50
NBZ-00050	90085	Pu-238	0.0007 U	0.0159	0.0031	0.0415	0.00 - 0.50
NBZ-00050	90085	Pu-239/240	-0.0029 U	0.0225	0.004	0.0404	0.00 - 0.50
NBZ-00050	90085	Sb-125	0.0346 JSK	0.0405	0.014	0.354	0.00 - 0.50
NBZ-00050	90085	Sn-126	0.008 J	0.0153	0.0048	0.0237	0.00 - 0.50
NBZ-00050	90085	Sr-90	-0.05 U	0.127	0.0293	0.485	0.00 - 0.50
NBZ-00050	90085	Th-228	1.35 L	0.0659	0.12	3.98	0.00 - 0.50
NBZ-00050	90085	Th-229	-0.014 UL	0.105	0.0243	0.145	0.00 - 0.50
NBZ-00050	90085	Th-230	0.902 L	0.0753	0.0929	2.2	0.00 - 0.50

Table A.2
Analytical Results Summary
Northern Buffer Zone, Round 1

Sample Location	Sample ID	Analyte Name	Activity	MDC	TPU	RTL	Sample Depth (feet bgs)
NBZ-00050	90085	Th-232	1.18 L	0.0189	0.108	3.1	0.00 - 0.50
NBZ-00050	90085	Th-234	1.71 J	0.255	0.157	3.19	0.00 - 0.50
NBZ-00050	90085	Tl-208	0.385	0.0144	0.0226	0.937	0.00 - 0.50
NBZ-00050	90085	Tm-171	-1.41 U	11.4	3.95	72.4	0.00 - 0.50
NBZ-00050	90085	U-233/234	0.861	0.11	0.0986	2.02	0.00 - 0.50
NBZ-00050	90085	U-235/236	0.0256	0.0497	0.0167	0.151	0.00 - 0.50
NBZ-00050	90085	U-238	1.13	0.0402	0.115	1.8	0.00 - 0.50
NBZ-00050	90086	Ac-227	0.0343 U	0.226	0.0679	0.217	1.00 - 2.10
NBZ-00050	90086	Am-241	0.0025 U	0.0268	0.0069	0.0454	1.00 - 2.10
NBZ-00050	90086	Bi-212	1.09	0.145	0.0847	2.15	1.00 - 2.10
NBZ-00050	90086	Bi-214	1.69 Y	0.0343	0.0752	1.59	1.00 - 2.10
NBZ-00050	90086	Cd-113m	-14.2 U	148	46.3	3030	1.00 - 2.10
NBZ-00050	90086	Cm-243/244	0.0044 U	0.0206	0.0055	0.0443	1.00 - 2.10
NBZ-00050	90086	Co-60	0.0025 U	0.0197	0.0057	0.028	1.00 - 2.10
NBZ-00050	90086	Cs-134	0.0067 U	0.0166	0.0056	0.0864	1.00 - 2.10
NBZ-00050	90086	Cs-137	-0.0006 U J	0.0191	0.0065	0.207	1.00 - 2.10
NBZ-00050	90086	Eu-152	-0.0119 U	0.0536	0.0189	0.0566	1.00 - 2.10
NBZ-00050	90086	Eu-154	-0.0306 U	0.107	0.0388	0.15	1.00 - 2.10
NBZ-00050	90086	Eu-155	0.127 SK	0.0779	0.0314	0.231	1.00 - 2.10
NBZ-00050	90086	Ho-166m	-0.0014 U J	0.0301	0.0089	0.0432	1.00 - 2.10
NBZ-00050	90086	K-40	24.5	0.144	1.4	32.4	1.00 - 2.10
NBZ-00050	90086	Na-22	-0.006 U	0.0221	0.0077	0.037	1.00 - 2.10
NBZ-00050	90086	Nb-94	0.0077 U	0.018	0.0055	0.0214	1.00 - 2.10
NBZ-00050	90086	Np-236	-0.0183 U	0.0432	0.0134	0.047	1.00 - 2.10
NBZ-00050	90086	Np-239	-0.0234 U	0.148	0.0448	0.139	1.00 - 2.10
NBZ-00050	90086	Pa-231	-0.164 U	0.926	0.282	0.936	1.00 - 2.10
NBZ-00050	90086	Pb-212	1.79	0.0376	0.113	2.69	1.00 - 2.10
NBZ-00050	90086	Pb-214	1.9 Y	0.0378	0.0913	1.7	1.00 - 2.10
NBZ-00050	90086	Pu-238	-0.0081 U	0.0414	0.0091	0.0415	1.00 - 2.10
NBZ-00050	90086	Pu-239/240	0.0051 U	0.0252	0.0066	0.0404	1.00 - 2.10
NBZ-00050	90086	Sb-125	0.0169 U	0.0516	0.016	0.354	1.00 - 2.10
NBZ-00050	90086	Sn-126	0.0047 U	0.019	0.0056	0.0237	1.00 - 2.10
NBZ-00050	90086	Sr-90	0.175	0.113	0.046	0.485	1.00 - 2.10

Table A.2
Analytical Results Summary
Northern Buffer Zone, Round 1

Sample Location	Sample ID	Analyte Name	Activity	MDC	TPU	RTL	Sample Depth (feet bgs)
NBZ-00050	90086	Th-228	1.79 L	0.0793	0.148	3.98	1.00 - 2.10
NBZ-00050	90086	Th-229	-0.0144 UL	0.149	0.0381	0.145	1.00 - 2.10
NBZ-00050	90086	Th-230	1.62 L	0.114	0.139	2.2	1.00 - 2.10
NBZ-00050	90086	Th-232	1.63 L	0.0665	0.137	3.1	1.00 - 2.10
NBZ-00050	90086	Th-234	2.29	0.342	0.2	3.19	1.00 - 2.10
NBZ-00050	90086	Tl-208	0.556	0.0188	0.0319	0.937	1.00 - 2.10
NBZ-00050	90086	Tm-171	-1.06 U	14	4.87	72.4	1.00 - 2.10
NBZ-00050	90086	U-233/234	1.55	0.0526	0.13	2.02	1.00 - 2.10
NBZ-00050	90086	U-235/236	0.118	0.0413	0.0273	0.151	1.00 - 2.10
NBZ-00050	90086	U-238	1.51	0.0334	0.127	1.8	1.00 - 2.10
NBZ-00051	90087	Ac-227	0.156 J	0.261	0.0953	0.217	1.00 - 2.33
NBZ-00051	90087	Am-241	0.0107	0.02	0.0065	0.0454	1.00 - 2.33
NBZ-00051	90087	Bi-212	1.03	0.159	0.0966	2.15	1.00 - 2.33
NBZ-00051	90087	Bi-214	3.49	0.0371	0.149	1.59	1.00 - 2.33
NBZ-00051	90087	Cd-113m	-37 U	172	60.4	3030	1.00 - 2.33
NBZ-00051	90087	Cm-243/244	0.0647	0.0374	0.0156	0.0443	1.00 - 2.33
NBZ-00051	90087	Co-60	-0.0042 U	0.0223	0.0068	0.028	1.00 - 2.33
NBZ-00051	90087	Cs-134	0.0007 U	0.0187	0.0064	0.0864	1.00 - 2.33
NBZ-00051	90087	Cs-137	-0.0004 U	0.0214	0.0074	0.207	1.00 - 2.33
NBZ-00051	90087	Eu-152	-0.0315 U	0.0641	0.0203	0.0566	1.00 - 2.33
NBZ-00051	90087	Eu-154	-0.0693 U	0.123	0.0465	0.15	1.00 - 2.33
NBZ-00051	90087	Eu-155	0.0816 JS	0.0842	0.0265	0.231	1.00 - 2.33
NBZ-00051	90087	Ho-166m	-0.0003 U	0.0349	0.0106	0.0432	1.00 - 2.33
NBZ-00051	90087	K-40	25.3	0.194	1.37	32.4	1.00 - 2.33
NBZ-00051	90087	Na-22	-0.0037 U	0.0257	0.0091	0.037	1.00 - 2.33
NBZ-00051	90087	Nb-94	0.0074 U	0.0199	0.0062	0.0214	1.00 - 2.33
NBZ-00051	90087	Np-236	-0.0225 U	0.0471	0.0149	0.047	1.00 - 2.33
NBZ-00051	90087	Np-239	0.025 U	0.173	0.0529	0.139	1.00 - 2.33
NBZ-00051	90087	Pa-231	0.224 U	1.12	0.346	0.936	1.00 - 2.33
NBZ-00051	90087	Pb-212	1.55	0.0438	0.0889	2.69	1.00 - 2.33
NBZ-00051	90087	Pb-214	3.87	0.0469	0.167	1.7	1.00 - 2.33
NBZ-00051	90087	Pu-238	-0.0062 UJ	0.0329	0.0058	0.0415	1.00 - 2.33
NBZ-00051	90087	Pu-239/240	-0.0058 UJ	0.0428	0.0094	0.0404	1.00 - 2.33

Table A.2
Analytical Results Summary
Northern Buffer Zone, Round 1

Sample Location	Sample ID	Analyte Name	Activity	MDC	TPU	RTL	Sample Depth (feet bgs)
NBZ-00051	90087	Sb-125	0.0276 U	0.0606	0.0186	0.354	1.00 - 2.33
NBZ-00051	90087	Sn-126	0.0028 U	0.0217	0.0066	0.0237	1.00 - 2.33
NBZ-00051	90087	Sr-90	0.0792 U	0.179	0.0545	0.485	1.00 - 2.33
NBZ-00051	90087	Th-228	1.39 L	0.0186	0.118	3.98	1.00 - 2.33
NBZ-00051	90087	Th-229	0.0406 UL	0.113	0.0332	0.145	1.00 - 2.33
NBZ-00051	90087	Th-230	3.88 L	0.0884	0.247	2.2	1.00 - 2.33
NBZ-00051	90087	Th-232	1.25 L	0.0182	0.11	3.1	1.00 - 2.33
NBZ-00051	90087	Th-234	2.83	0.355	0.231	3.19	1.00 - 2.33
NBZ-00051	90087	Tl-208	0.44	0.0222	0.0266	0.937	1.00 - 2.33
NBZ-00051	90087	Tm-171	0.0781 U	17.3	5.96	72.4	1.00 - 2.33
NBZ-00051	90087	U-233/234	2.12	0.101	0.181	2.02	1.00 - 2.33
NBZ-00051	90087	U-235/236	0.058	0.0446	0.022	0.151	1.00 - 2.33
NBZ-00051	90087	U-238	1.94	0.0513	0.168	1.8	1.00 - 2.33
NBZ-00052	90264	Ac-227	-0.0975 U	0.183	0.0599	0.217	0.00 - 0.50
NBZ-00052	90264	Am-241	-0.0005 U	0.0372	0.0091	0.0454	0.00 - 0.50
NBZ-00052	90264	Bi-212	0.48 J	0.115	0.0572	2.15	0.00 - 0.50
NBZ-00052	90264	Bi-214	0.797	0.0294	0.0392	1.59	0.00 - 0.50
NBZ-00052	90264	Cd-113m	26.2 UJ	130	39.9	3030	0.00 - 0.50
NBZ-00052	90264	Cm-243/244	-0.0151 U	0.0441	0.0093	0.0443	0.00 - 0.50
NBZ-00052	90264	Co-60	0.0059 U	0.0162	0.0047	0.028	0.00 - 0.50
NBZ-00052	90264	Cs-134	0.0022 U	0.0143	0.0047	0.0864	0.00 - 0.50
NBZ-00052	90264	Cs-137	0.0692	0.0187	0.0086	0.207	0.00 - 0.50
NBZ-00052	90264	Eu-152	-0.0087 U	0.0463	0.0146	0.0566	0.00 - 0.50
NBZ-00052	90264	Eu-154	-0.003 U	0.0933	0.0277	0.15	0.00 - 0.50
NBZ-00052	90264	Eu-155	0.0855 JS	0.0711	0.0294	0.231	0.00 - 0.50
NBZ-00052	90264	Ho-166m	0.0064 U	0.0245	0.0071	0.0432	0.00 - 0.50
NBZ-00052	90264	K-40	16.2	0.13	0.944	32.4	0.00 - 0.50
NBZ-00052	90264	Na-22	-0.0089 U	0.0182	0.0065	0.037	0.00 - 0.50
NBZ-00052	90264	Nb-94	-0.0029 U	0.0134	0.004	0.0214	0.00 - 0.50
NBZ-00052	90264	Np-236	0.0059 U	0.0366	0.0113	0.047	0.00 - 0.50
NBZ-00052	90264	Np-239	-0.0381 U	0.126	0.0386	0.139	0.00 - 0.50
NBZ-00052	90264	Pa-231	-0.0974 U	0.779	0.234	0.936	0.00 - 0.50
NBZ-00052	90264	Pb-212	0.924	0.0314	0.0652	2.69	0.00 - 0.50

Table A.2
Analytical Results Summary
Northern Buffer Zone, Round 1

Sample Location	Sample ID	Analyte Name	Activity	MDC	TPU	RTL	Sample Depth (feet bgs)
NBZ-00052	90264	Pb-214	0.92	0.0336	0.0468	1.7	0.00 - 0.50
NBZ-00052	90264	Pu-238	0.0007 U	0.0149	0.0029	0.0415	0.00 - 0.50
NBZ-00052	90264	Pu-239/240	0.012	0.0234	0.0074	0.0404	0.00 - 0.50
NBZ-00052	90264	Sb-125	-0.0057 U	0.0418	0.0128	0.354	0.00 - 0.50
NBZ-00052	90264	Sn-126	-0.0031 U	0.0157	0.0047	0.0237	0.00 - 0.50
NBZ-00052	90264	Sr-90	-0.0787 U	0.198	0.05	0.485	0.00 - 0.50
NBZ-00052	90264	Th-228	0.883 L	0.0852	0.097	3.98	0.00 - 0.50
NBZ-00052	90264	Th-229	0 UL	0.122	0.0308	0.145	0.00 - 0.50
NBZ-00052	90264	Th-230	0.615 L	0.108	0.0802	2.2	0.00 - 0.50
NBZ-00052	90264	Th-232	0.552 L	0.0208	0.071	3.1	0.00 - 0.50
NBZ-00052	90264	Th-234	0.918 J	0.301	0.134	3.19	0.00 - 0.50
NBZ-00052	90264	Tl-208	0.254	0.015	0.0166	0.937	0.00 - 0.50
NBZ-00052	90264	Tm-171	-3.74 U	16.5	5.75	72.4	0.00 - 0.50
NBZ-00052	90264	U-233/234	0.366	0.122	0.0659	2.02	0.00 - 0.50
NBZ-00052	90264	U-235/236	0.0092	0.0249	0.0092	0.151	0.00 - 0.50
NBZ-00052	90264	U-238	0.566	0.0202	0.0761	1.8	0.00 - 0.50
NBZ-00053	90089	Ac-227	-0.0599 U	0.161	0.0517	0.217	0.00 - 0.50
NBZ-00053	90089	Am-241	0.0057 U	0.0174	0.005	0.0454	0.00 - 0.50
NBZ-00053	90089	Bi-212	0.57 J	0.107	0.0593	2.15	0.00 - 0.50
NBZ-00053	90089	Bi-214	0.858	0.0257	0.0415	1.59	0.00 - 0.50
NBZ-00053	90089	Cd-113m	47.2 UJ	111	35	3030	0.00 - 0.50
NBZ-00053	90089	Cm-243/244	-0.0067 U	0.0274	0.0053	0.0443	0.00 - 0.50
NBZ-00053	90089	Co-60	-0.0013 U	0.015	0.0045	0.028	0.00 - 0.50
NBZ-00053	90089	Cs-134	-0.0018 U	0.0125	0.0043	0.0864	0.00 - 0.50
NBZ-00053	90089	Cs-137	0.1	0.0138	0.0092	0.207	0.00 - 0.50
NBZ-00053	90089	Eu-152	-0.0358 UJ	0.0381	0.0143	0.0566	0.00 - 0.50
NBZ-00053	90089	Eu-154	0.0165 U	0.0788	0.0261	0.15	0.00 - 0.50
NBZ-00053	90089	Eu-155	0.0858 JS	0.0531	0.0244	0.231	0.00 - 0.50
NBZ-00053	90089	Ho-166m	0.0017 U	0.0228	0.0069	0.0432	0.00 - 0.50
NBZ-00053	90089	K-40	16.5	0.118	0.894	32.4	0.00 - 0.50
NBZ-00053	90089	Na-22	0.0011 U	0.0169	0.0058	0.037	0.00 - 0.50
NBZ-00053	90089	Nb-94	0.0074 JS	0.0127	0.0041	0.0214	0.00 - 0.50
NBZ-00053	90089	Np-236	-0.0173 U	0.0295	0.0097	0.047	0.00 - 0.50

Table A.2
Analytical Results Summary
Northern Buffer Zone, Round 1

Sample Location	Sample ID	Analyte Name	Activity	MDC	TPU	RTL	Sample Depth (feet bgs)
NBZ-00053	90089	Np-239	-0.0078 U	0.108	0.0329	0.139	0.00 - 0.50
NBZ-00053	90089	Pa-231	0.29 U	0.694	0.22	0.936	0.00 - 0.50
NBZ-00053	90089	Pb-212	0.939	0.027	0.0545	2.69	0.00 - 0.50
NBZ-00053	90089	Pb-214	0.964	0.0292	0.0456	1.7	0.00 - 0.50
NBZ-00053	90089	Pu-238	-0.0022 U	0.0168	0.003	0.0415	0.00 - 0.50
NBZ-00053	90089	Pu-239/240	0.0007 U	0.0203	0.0048	0.0404	0.00 - 0.50
NBZ-00053	90089	Sb-125	0.0046 U	0.0373	0.0109	0.354	0.00 - 0.50
NBZ-00053	90089	Sn-126	0.0028 U	0.0149	0.0045	0.0237	0.00 - 0.50
NBZ-00053	90089	Sr-90	0.0169 U	0.1	0.0276	0.485	0.00 - 0.50
NBZ-00053	90089	Th-228	0.842 L	0.091	0.0898	3.98	0.00 - 0.50
NBZ-00053	90089	Th-229	0.0135 UL	0.0812	0.0214	0.145	0.00 - 0.50
NBZ-00053	90089	Th-230	0.668 L	0.081	0.0772	2.2	0.00 - 0.50
NBZ-00053	90089	Th-232	0.854 L	0.0182	0.0868	3.1	0.00 - 0.50
NBZ-00053	90089	Th-234	1.04 J	0.224	0.128	3.19	0.00 - 0.50
NBZ-00053	90089	Tl-208	0.283	0.0139	0.0175	0.937	0.00 - 0.50
NBZ-00053	90089	Tm-171	-0.706 U	10.5	3.64	72.4	0.00 - 0.50
NBZ-00053	90089	U-233/234	0.522	0.0953	0.0784	2.02	0.00 - 0.50
NBZ-00053	90089	U-235/236	0.046	0.0795	0.0269	0.151	0.00 - 0.50
NBZ-00053	90089	U-238	0.644	0.0221	0.0858	1.8	0.00 - 0.50
NBZ-00053	90090	Ac-227	-0.0691 U	0.157	0.0508	0.217	1.00 - 4.50
NBZ-00053	90090	Am-241	-0.0017 U	0.019	0.0038	0.0454	1.00 - 4.50
NBZ-00053	90090	Bi-212	0.732	0.104	0.0671	2.15	1.00 - 4.50
NBZ-00053	90090	Bi-214	0.794	0.0246	0.0381	1.59	1.00 - 4.50
NBZ-00053	90090	Cd-113m	-29.8 U	106	34.3	3030	1.00 - 4.50
NBZ-00053	90090	Cm-243/244	0.0037 U	0.0235	0.0062	0.0443	1.00 - 4.50
NBZ-00053	90090	Co-60	-0.0024 UJ	0.0144	0.0044	0.028	1.00 - 4.50
NBZ-00053	90090	Cs-134	0.0005 U	0.0119	0.0041	0.0864	1.00 - 4.50
NBZ-00053	90090	Cs-137	0.0162	0.0152	0.0056	0.207	1.00 - 4.50
NBZ-00053	90090	Eu-152	-0.0141 U	0.0384	0.0134	0.0566	1.00 - 4.50
NBZ-00053	90090	Eu-154	-0.0072 U	0.0818	0.0241	0.15	1.00 - 4.50
NBZ-00053	90090	Eu-155	0.0581 JS	0.0564	0.0213	0.231	1.00 - 4.50
NBZ-00053	90090	Ho-166m	-0.0101 U	0.0209	0.0069	0.0432	1.00 - 4.50
NBZ-00053	90090	K-40	19.8	0.109	1.18	32.4	1.00 - 4.50

Table A.2
Analytical Results Summary
Northern Buffer Zone, Round 1

Sample Location	Sample ID	Analyte Name	Activity	MDC	TPU	RTL	Sample Depth (feet bgs)
NBZ-00053	90090	Na-22	-0.0097 U	0.016	0.0055	0.037	1.00 - 4.50
NBZ-00053	90090	Nb-94	-0.0017 U	0.0123	0.0037	0.0214	1.00 - 4.50
NBZ-00053	90090	Np-236	0.0013 U	0.0298	0.0087	0.047	1.00 - 4.50
NBZ-00053	90090	Np-239	-0.0266 U	0.105	0.0326	0.139	1.00 - 4.50
NBZ-00053	90090	Pa-231	0.177 U	0.665	0.221	0.936	1.00 - 4.50
NBZ-00053	90090	Pb-212	1.08	0.0264	0.0665	2.69	1.00 - 4.50
NBZ-00053	90090	Pb-214	0.885	0.0277	0.0436	1.7	1.00 - 4.50
NBZ-00053	90090	Pu-238	-0.004 U	0.0214	0.0037	0.0415	1.00 - 4.50
NBZ-00053	90090	Pu-239/240	0.0076	0.0168	0.0053	0.0404	1.00 - 4.50
NBZ-00053	90090	Sb-125	0.0164 U	0.036	0.011	0.354	1.00 - 4.50
NBZ-00053	90090	Sn-126	0.0036 U	0.0143	0.0043	0.0237	1.00 - 4.50
NBZ-00053	90090	Sr-90	0.135	0.194	0.0624	0.485	1.00 - 4.50
NBZ-00053	90090	Th-228	1.05 L	0.0974	0.0918	3.98	1.00 - 4.50
NBZ-00053	90090	Th-229	0.0102 UL	0.0807	0.0216	0.145	1.00 - 4.50
NBZ-00053	90090	Th-230	0.659 L	0.0805	0.0685	2.2	1.00 - 4.50
NBZ-00053	90090	Th-232	0.956 L	0.0372	0.0828	3.1	1.00 - 4.50
NBZ-00053	90090	Th-234	1.14	0.228	0.113	3.19	1.00 - 4.50
NBZ-00053	90090	Tl-208	0.331	0.0131	0.0196	0.937	1.00 - 4.50
NBZ-00053	90090	Tm-171	-4.45 U	9.04	3.37	72.4	1.00 - 4.50
NBZ-00053	90090	U-233/234	0.64	0.0949	0.077	2.02	1.00 - 4.50
NBZ-00053	90090	U-235/236	0.083	0.0431	0.0255	0.151	1.00 - 4.50
NBZ-00053	90090	U-238	0.8	0.0349	0.0853	1.8	1.00 - 4.50
NBZ-00054	90091	Ac-227	-0.0602 U	0.188	0.0602	0.217	0.00 - 0.50
NBZ-00054	90091	Am-241	0.0062	0.012	0.004	0.0454	0.00 - 0.50
NBZ-00054	90091	Bi-212	0.391	0.122	0.0566	2.15	0.00 - 0.50
NBZ-00054	90091	Bi-214	0.683	0.0318	0.0347	1.59	0.00 - 0.50
NBZ-00054	90091	Cd-113m	-93.1 U J	122	43.6	3030	0.00 - 0.50
NBZ-00054	90091	Cm-243/244	-0.0072 U	0.0319	0.0073	0.0443	0.00 - 0.50
NBZ-00054	90091	Co-60	0.0029 U	0.0191	0.0055	0.028	0.00 - 0.50
NBZ-00054	90091	Cs-134	0.0054 U	0.0148	0.005	0.0864	0.00 - 0.50
NBZ-00054	90091	Cs-137	0.0925	0.0158	0.011	0.207	0.00 - 0.50
NBZ-00054	90091	Eu-152	0.0021 U	0.0469	0.0168	0.0566	0.00 - 0.50
NBZ-00054	90091	Eu-154	0.0194 U	0.101	0.0299	0.15	0.00 - 0.50

Table A.2
Analytical Results Summary
Northern Buffer Zone, Round 1

Sample Location	Sample ID	Analyte Name	Activity	MDC	TPU	RTL	Sample Depth (feet bgs)
NBZ-00054	90091	Eu-155	0.0518 JSK	0.0717	0.0242	0.231	0.00 - 0.50
NBZ-00054	90091	Ho-166m	-0.0004 U	0.0261	0.0076	0.0432	0.00 - 0.50
NBZ-00054	90091	K-40	16.2	0.143	1.02	32.4	0.00 - 0.50
NBZ-00054	90091	Na-22	-0.0114 U	0.0202	0.0067	0.037	0.00 - 0.50
NBZ-00054	90091	Nb-94	0.0028 U	0.0152	0.0044	0.0214	0.00 - 0.50
NBZ-00054	90091	Np-236	0.0017 U	0.0376	0.0111	0.047	0.00 - 0.50
NBZ-00054	90091	Np-239	-0.0065 U	0.128	0.0391	0.139	0.00 - 0.50
NBZ-00054	90091	Pa-231	-0.137 U	0.773	0.252	0.936	0.00 - 0.50
NBZ-00054	90091	Pb-212	0.777	0.0317	0.053	2.69	0.00 - 0.50
NBZ-00054	90091	Pb-214	0.745	0.0324	0.0398	1.7	0.00 - 0.50
NBZ-00054	90091	Pu-238	0.0106	0.0206	0.0069	0.0415	0.00 - 0.50
NBZ-00054	90091	Pu-239/240	0.005 U	0.0255	0.0065	0.0404	0.00 - 0.50
NBZ-00054	90091	Sb-125	0.0139 U	0.0442	0.0133	0.354	0.00 - 0.50
NBZ-00054	90091	Sn-126	-0.0019 U	0.016	0.0047	0.0237	0.00 - 0.50
NBZ-00054	90091	Sr-90	-0.037 U	0.11	0.0247	0.485	0.00 - 0.50
NBZ-00054	90091	Th-228	0.639 L	0.125	0.088	3.98	0.00 - 0.50
NBZ-00054	90091	Th-229	0 UL	0.0811	0.0175	0.145	0.00 - 0.50
NBZ-00054	90091	Th-230	0.601 L	0.0937	0.0817	2.2	0.00 - 0.50
NBZ-00054	90091	Th-232	0.703 L	0.0235	0.0863	3.1	0.00 - 0.50
NBZ-00054	90091	Th-234	0.855 J	0.382	0.25	3.19	0.00 - 0.50
NBZ-00054	90091	Tl-208	0.235	0.0162	0.0159	0.937	0.00 - 0.50
NBZ-00054	90091	Tm-171	-8.33 U	17.5	5.54	72.4	0.00 - 0.50
NBZ-00054	90091	U-233/234	0.539	0.153	0.0817	2.02	0.00 - 0.50
NBZ-00054	90091	U-235/236	0.0272	0.0528	0.0177	0.151	0.00 - 0.50
NBZ-00054	90091	U-238	0.408	0.0607	0.0608	1.8	0.00 - 0.50
NBZ-00054	90092	Ac-227	-0.0227 U	0.178	0.0529	0.217	1.00 - 2.50
NBZ-00054	90092	Am-241	-0.0098 U	0.0384	0.0078	0.0454	1.00 - 2.50
NBZ-00054	90092	Bi-212	0.689	0.117	0.0579	2.15	1.00 - 2.50
NBZ-00054	90092	Bi-214	0.836	0.0261	0.04	1.59	1.00 - 2.50
NBZ-00054	90092	Cd-113m	-24.7 U	118	38.3	3030	1.00 - 2.50
NBZ-00054	90092	Cm-243/244	-0.0095 U	0.0447	0.01	0.0443	1.00 - 2.50
NBZ-00054	90092	Co-60	-0.0022 U	0.0149	0.0044	0.028	1.00 - 2.50
NBZ-00054	90092	Cs-134	0.0042 U	0.0128	0.0043	0.0864	1.00 - 2.50

Table A.2
Analytical Results Summary
Northern Buffer Zone, Round 1

Sample Location	Sample ID	Analyte Name	Activity	MDC	TPU	RTL	Sample Depth (feet bgs)
NBZ-00054	90092	Cs-137	0.0462	0.0148	0.0068	0.207	1.00 - 2.50
NBZ-00054	90092	Eu-152	-0.0072 U	0.0428	0.0141	0.0566	1.00 - 2.50
NBZ-00054	90092	Eu-154	-0.0328 U	0.084	0.027	0.15	1.00 - 2.50
NBZ-00054	90092	Eu-155	0.0836 SK	0.0633	0.0235	0.231	1.00 - 2.50
NBZ-00054	90092	Ho-166m	-0.0054 U	0.0228	0.0069	0.0432	1.00 - 2.50
NBZ-00054	90092	K-40	19.1	0.123	1.11	32.4	1.00 - 2.50
NBZ-00054	90092	Na-22	-0.01 U	0.0173	0.0058	0.037	1.00 - 2.50
NBZ-00054	90092	Nb-94	0.0027 U	0.0137	0.004	0.0214	1.00 - 2.50
NBZ-00054	90092	Np-236	0.0024 U	0.0351	0.0108	0.047	1.00 - 2.50
NBZ-00054	90092	Np-239	0.049 U	0.121	0.0369	0.139	1.00 - 2.50
NBZ-00054	90092	Pa-231	-0.471 U	0.732	0.249	0.936	1.00 - 2.50
NBZ-00054	90092	Pb-212	1.22	0.0303	0.0815	2.69	1.00 - 2.50
NBZ-00054	90092	Pb-214	0.931	0.0311	0.0468	1.7	1.00 - 2.50
NBZ-00054	90092	Pu-238	-0.0052 U	0.0335	0.0075	0.0415	1.00 - 2.50
NBZ-00054	90092	Pu-239/240	-0.0079 U	0.0373	0.0084	0.0404	1.00 - 2.50
NBZ-00054	90092	Sb-125	0.0104 U	0.0396	0.0121	0.354	1.00 - 2.50
NBZ-00054	90092	Sn-126	0.0017 U	0.0153	0.0045	0.0237	1.00 - 2.50
NBZ-00054	90092	Sr-90	0.0649	0.102	0.0327	0.485	1.00 - 2.50
NBZ-00054	90092	Th-228	1.08 L	0.097	0.108	3.98	1.00 - 2.50
NBZ-00054	90092	Th-229	0.0073 UL	0.0873	0.0218	0.145	1.00 - 2.50
NBZ-00054	90092	Th-230	0.834 L	0.0871	0.0907	2.2	1.00 - 2.50
NBZ-00054	90092	Th-232	0.997 L	0.0196	0.0987	3.1	1.00 - 2.50
NBZ-00054	90092	Th-234	1.13 J	0.288	0.169	3.19	1.00 - 2.50
NBZ-00054	90092	Tl-208	0.377	0.0143	0.0219	0.937	1.00 - 2.50
NBZ-00054	90092	Tm-171	-3.92 U	14.1	4.85	72.4	1.00 - 2.50
NBZ-00054	90092	U-233/234	0.748	0.0684	0.0805	2.02	1.00 - 2.50
NBZ-00054	90092	U-235/236	0.0634	0.0393	0.0214	0.151	1.00 - 2.50
NBZ-00054	90092	U-238	0.685	0.0318	0.0743	1.8	1.00 - 2.50
NBZ-00055	90093	Ac-227	-0.0298 U	0.195	0.0597	0.217	0.00 - 0.50
NBZ-00055	90093	Am-241	0.0056 U	0.0179	0.0051	0.0454	0.00 - 0.50
NBZ-00055	90093	Bi-212	0.861	0.124	0.0797	2.15	0.00 - 0.50
NBZ-00055	90093	Bi-214	1.06	0.0303	0.0503	1.59	0.00 - 0.50
NBZ-00055	90093	Cd-113m	-24.3 U	128	41	3030	0.00 - 0.50

Table A.2
Analytical Results Summary
Northern Buffer Zone, Round 1

Sample Location	Sample ID	Analyte Name	Activity	MDC	TPU	RTL	Sample Depth (feet bgs)
NBZ-00055	90093	Cm-243/244	-0.015 U	0.0402	0.0091	0.0443	0.00 - 0.50
NBZ-00055	90093	Co-60	-0.007 U	0.0178	0.0057	0.028	0.00 - 0.50
NBZ-00055	90093	Cs-134	0.0009 U	0.015	0.0052	0.0864	0.00 - 0.50
NBZ-00055	90093	Cs-137	0.0737	0.0178	0.009	0.207	0.00 - 0.50
NBZ-00055	90093	Eu-152	-0.0286 U	0.0468	0.0167	0.0566	0.00 - 0.50
NBZ-00055	90093	Eu-154	-0.0596 U	0.0997	0.0333	0.15	0.00 - 0.50
NBZ-00055	90093	Eu-155	0.0584 SK	0.0655	0.0231	0.231	0.00 - 0.50
NBZ-00055	90093	Ho-166m	-0.0067 U	0.0264	0.0082	0.0432	0.00 - 0.50
NBZ-00055	90093	K-40	23.8	0.132	1.42	32.4	0.00 - 0.50
NBZ-00055	90093	Na-22	-0.003 U	0.0208	0.0073	0.037	0.00 - 0.50
NBZ-00055	90093	Nb-94	0.0137 JSK	0.0158	0.0056	0.0214	0.00 - 0.50
NBZ-00055	90093	Np-236	-0.0317 U J	0.0358	0.0134	0.047	0.00 - 0.50
NBZ-00055	90093	Np-239	-0.0057 U	0.13	0.0394	0.139	0.00 - 0.50
NBZ-00055	90093	Pa-231	-0.0538 U	0.803	0.245	0.936	0.00 - 0.50
NBZ-00055	90093	Pb-212	1.45	0.0329	0.0886	2.69	0.00 - 0.50
NBZ-00055	90093	Pb-214	1.26	0.0346	0.0612	1.7	0.00 - 0.50
NBZ-00055	90093	Pu-238	-0.0015 U	0.0129	0.0025	0.0415	0.00 - 0.50
NBZ-00055	90093	Pu-239/240	-0.0029 U	0.016	0.0029	0.0404	0.00 - 0.50
NBZ-00055	90093	Sb-125	0.0091 U	0.0448	0.0132	0.354	0.00 - 0.50
NBZ-00055	90093	Sn-126	-0.0028 U	0.0167	0.0051	0.0237	0.00 - 0.50
NBZ-00055	90093	Sr-90	0.0269 U	0.146	0.0421	0.485	0.00 - 0.50
NBZ-00055	90093	Th-228	1.28 L	0.0748	0.115	3.98	0.00 - 0.50
NBZ-00055	90093	Th-229	0 UL	0.0821	0.0193	0.145	0.00 - 0.50
NBZ-00055	90093	Th-230	0.75 L	0.0894	0.0833	2.2	0.00 - 0.50
NBZ-00055	90093	Th-232	1.22 L	0.0631	0.11	3.1	0.00 - 0.50
NBZ-00055	90093	Th-234	1.28 J	0.277	0.133	3.19	0.00 - 0.50
NBZ-00055	90093	Tl-208	0.446	0.016	0.0251	0.937	0.00 - 0.50
NBZ-00055	90093	Tm-171	-4.89 U	11.3	4.15	72.4	0.00 - 0.50
NBZ-00055	90093	U-233/234	0.931	0.109	0.107	2.02	0.00 - 0.50
NBZ-00055	90093	U-235/236	0.0438	0.0237	0.0198	0.151	0.00 - 0.50
NBZ-00055	90093	U-238	0.84	0.0559	0.0973	1.8	0.00 - 0.50
NBZ-00056	90095	Ac-227	-0.135 U	0.249	0.0816	0.217	0.00 - 0.50
NBZ-00056	90095	Am-241	0.0101	0.0189	0.0061	0.0454	0.00 - 0.50

Table A.2
Analytical Results Summary
Northern Buffer Zone, Round 1

Sample Location	Sample ID	Analyte Name	Activity	MDC	TPU	RTL	Sample Depth (feet bgs)
NBZ-00056	90095	Bi-212	1.01 J	0.189	0.115	2.15	0.00 - 0.50
NBZ-00056	90095	Bi-214	1.18	0.0461	0.0607	1.59	0.00 - 0.50
NBZ-00056	90095	Cd-113m	-0.969 UJ	174	51.4	3030	0.00 - 0.50
NBZ-00056	90095	Cm-243/244	-0.0079 U	0.0273	0.0052	0.0443	0.00 - 0.50
NBZ-00056	90095	Co-60	0.0019 U	0.0275	0.008	0.028	0.00 - 0.50
NBZ-00056	90095	Cs-134	0.0135 JS	0.0223	0.0078	0.0864	0.00 - 0.50
NBZ-00056	90095	Cs-137	0.141	0.0241	0.0138	0.207	0.00 - 0.50
NBZ-00056	90095	Eu-152	0 U	0.0669	0.0217	0.0566	0.00 - 0.50
NBZ-00056	90095	Eu-154	-0.0655 U	0.147	0.0465	0.15	0.00 - 0.50
NBZ-00056	90095	Eu-155	0.0996 JS	0.0791	0.0306	0.231	0.00 - 0.50
NBZ-00056	90095	Ho-166m	0.0008 U	0.0394	0.0116	0.0432	0.00 - 0.50
NBZ-00056	90095	K-40	20.9	0.212	1.2	32.4	0.00 - 0.50
NBZ-00056	90095	Na-22	-0.0059 U	0.0319	0.0096	0.037	0.00 - 0.50
NBZ-00056	90095	Nb-94	0.0111 U	0.024	0.0074	0.0214	0.00 - 0.50
NBZ-00056	90095	Np-236	-0.0074 U	0.0445	0.0138	0.047	0.00 - 0.50
NBZ-00056	90095	Np-239	-0.062 U	0.165	0.0513	0.139	0.00 - 0.50
NBZ-00056	90095	Pa-231	-0.167 U	1.06	0.33	0.936	0.00 - 0.50
NBZ-00056	90095	Pb-212	1.32	0.0422	0.0785	2.69	0.00 - 0.50
NBZ-00056	90095	Pb-214	1.26	0.0476	0.062	1.7	0.00 - 0.50
NBZ-00056	90095	Pu-238	0.0014 U	0.019	0.0042	0.0415	0.00 - 0.50
NBZ-00056	90095	Pu-239/240	0.0265	0.0065	0.0081	0.0404	0.00 - 0.50
NBZ-00056	90095	Sb-125	-0.0086 U	0.0619	0.019	0.354	0.00 - 0.50
NBZ-00056	90095	Sn-126	0.007 U	0.0265	0.0079	0.0237	0.00 - 0.50
NBZ-00056	90095	Sr-90	0.0024 U	0.129	0.0345	0.485	0.00 - 0.50
NBZ-00056	90095	Th-228	1.36 L	0.086	0.13	3.98	0.00 - 0.50
NBZ-00056	90095	Th-229	-0.0233 UL	0.206	0.0544	0.145	0.00 - 0.50
NBZ-00056	90095	Th-230	0.784 L	0.269	0.117	2.2	0.00 - 0.50
NBZ-00056	90095	Th-232	1.2 L	0.057	0.117	3.1	0.00 - 0.50
NBZ-00056	90095	Th-234	1.49 J	0.34	0.188	3.19	0.00 - 0.50
NBZ-00056	90095	Tl-208	0.42	0.0238	0.0279	0.937	0.00 - 0.50
NBZ-00056	90095	Tm-171	-9.56 U	14.1	5.33	72.4	0.00 - 0.50
NBZ-00056	90095	U-233/234	0.856	0.149	0.112	2.02	0.00 - 0.50
NBZ-00056	90095	U-235/236	0.0453	0.0674	0.0251	0.151	0.00 - 0.50

Table A.2
Analytical Results Summary
Northern Buffer Zone, Round 1

Sample Location	Sample ID	Analyte Name	Activity	MDC	TPU	RTL	Sample Depth (feet bgs)
NBZ-00056	90095	U-238	0.891	0.0232	0.108	1.8	0.00 - 0.50
NBZ-00056	90096	Ac-227	-0.0384 U	0.162	0.0484	0.217	1.00 - 4.00
NBZ-00056	90096	Am-241	0.0071	0.0138	0.0046	0.0454	1.00 - 4.00
NBZ-00056	90096	Bi-212	0.651	0.105	0.0629	2.15	1.00 - 4.00
NBZ-00056	90096	Bi-214	0.953	0.0243	0.0437	1.59	1.00 - 4.00
NBZ-00056	90096	Cd-113m	21.4 U	110	33.3	3030	1.00 - 4.00
NBZ-00056	90096	Cm-243/244	0.0021 U	0.0268	0.0067	0.0443	1.00 - 4.00
NBZ-00056	90096	Co-60	0.0067 UJ	0.0152	0.0046	0.028	1.00 - 4.00
NBZ-00056	90096	Cs-134	0.0032 U	0.0117	0.004	0.0864	1.00 - 4.00
NBZ-00056	90096	Cs-137	0.0201	0.0143	0.0056	0.207	1.00 - 4.00
NBZ-00056	90096	Eu-152	-0.0026 U	0.0373	0.0126	0.0566	1.00 - 4.00
NBZ-00056	90096	Eu-154	-0.001 U	0.0771	0.0261	0.15	1.00 - 4.00
NBZ-00056	90096	Eu-155	0.0423 JS	0.0558	0.0161	0.231	1.00 - 4.00
NBZ-00056	90096	Ho-166m	0.0032 U	0.0223	0.0064	0.0432	1.00 - 4.00
NBZ-00056	90096	K-40	20.2	0.102	1.13	32.4	1.00 - 4.00
NBZ-00056	90096	Na-22	-0.0062 U	0.0161	0.0052	0.037	1.00 - 4.00
NBZ-00056	90096	Nb-94	0.0053 U	0.0128	0.0038	0.0214	1.00 - 4.00
NBZ-00056	90096	Np-236	-0.0145 U	0.0305	0.01	0.047	1.00 - 4.00
NBZ-00056	90096	Np-239	-0.002 U	0.109	0.0315	0.139	1.00 - 4.00
NBZ-00056	90096	Pa-231	-0.104 U	0.659	0.195	0.936	1.00 - 4.00
NBZ-00056	90096	Pb-212	1.24	0.0266	0.0728	2.69	1.00 - 4.00
NBZ-00056	90096	Pb-214	1.02	0.0274	0.0483	1.7	1.00 - 4.00
NBZ-00056	90096	Pu-238	0.0016 U	0.0175	0.0041	0.0415	1.00 - 4.00
NBZ-00056	90096	Pu-239/240	0.0016 U	0.0175	0.0041	0.0404	1.00 - 4.00
NBZ-00056	90096	Sb-125	0.0015 U	0.0359	0.0107	0.354	1.00 - 4.00
NBZ-00056	90096	Sn-126	0.0008 U	0.0138	0.004	0.0237	1.00 - 4.00
NBZ-00056	90096	Sr-90	-0.0036 U	0.0842	0.0217	0.485	1.00 - 4.00
NBZ-00056	90096	Th-228	1.25 L	0.0712	0.106	3.98	1.00 - 4.00
NBZ-00056	90096	Th-229	0.0582 L	0.0699	0.0248	0.145	1.00 - 4.00
NBZ-00056	90096	Th-230	0.789 L	0.0967	0.0813	2.2	1.00 - 4.00
NBZ-00056	90096	Th-232	1.1 L	0.0426	0.0958	3.1	1.00 - 4.00
NBZ-00056	90096	Th-234	1.58	0.231	0.156	3.19	1.00 - 4.00
NBZ-00056	90096	Tl-208	0.37	0.0133	0.0209	0.937	1.00 - 4.00

Table A.2
Analytical Results Summary
Northern Buffer Zone, Round 1

Sample Location	Sample ID	Analyte Name	Activity	MDC	TPU	RTL	Sample Depth (feet bgs)
NBZ-00056	90096	Tm-171	-5.3 U	10.1	3.63	72.4	1.00 - 4.00
NBZ-00056	90096	U-233/234	1.02	0.105	0.112	2.02	1.00 - 4.00
NBZ-00056	90096	U-235/236	0.0803	0.0663	0.0297	0.151	1.00 - 4.00
NBZ-00056	90096	U-238	0.895	0.0536	0.1	1.8	1.00 - 4.00
NBZ-00057	90097	Ac-227	-0.0134 U	0.212	0.0657	0.217	0.00 - 1.50
NBZ-00057	90097	Am-241	0.0037 U	0.0176	0.0047	0.0454	0.00 - 1.50
NBZ-00057	90097	Bi-212	0.888	0.137	0.0753	2.15	0.00 - 1.50
NBZ-00057	90097	Bi-214	0.947	0.032	0.0456	1.59	0.00 - 1.50
NBZ-00057	90097	Cd-113m	-29.4 U	138	45.1	3030	0.00 - 1.50
NBZ-00057	90097	Cm-243/244	-0.0058 U	0.0205	0.0036	0.0443	0.00 - 1.50
NBZ-00057	90097	Co-60	0.0117 J	0.0205	0.0064	0.028	0.00 - 1.50
NBZ-00057	90097	Cs-134	0.0069 U	0.0149	0.0051	0.0864	0.00 - 1.50
NBZ-00057	90097	Cs-137	0.0056 U	0.0186	0.007	0.207	0.00 - 1.50
NBZ-00057	90097	Eu-152	0.0173 U	0.0513	0.0177	0.0566	0.00 - 1.50
NBZ-00057	90097	Eu-154	0.0549 J	0.108	0.0338	0.15	0.00 - 1.50
NBZ-00057	90097	Eu-155	0.0837 JS	0.0752	0.0295	0.231	0.00 - 1.50
NBZ-00057	90097	Ho-166m	-0.0114 U	0.0271	0.0086	0.0432	0.00 - 1.50
NBZ-00057	90097	K-40	21	0.138	1.31	32.4	0.00 - 1.50
NBZ-00057	90097	Na-22	0.0015 U	0.0218	0.0075	0.037	0.00 - 1.50
NBZ-00057	90097	Nb-94	0.0029 U	0.0158	0.0046	0.0214	0.00 - 1.50
NBZ-00057	90097	Np-236	0.0051 U	0.0423	0.0136	0.047	0.00 - 1.50
NBZ-00057	90097	Np-239	-0.0071 U	0.14	0.0431	0.139	0.00 - 1.50
NBZ-00057	90097	Pa-231	0.32 U	0.881	0.29	0.936	0.00 - 1.50
NBZ-00057	90097	Pb-212	1.36	0.0346	0.09	2.69	0.00 - 1.50
NBZ-00057	90097	Pb-214	1.01	0.0356	0.0523	1.7	0.00 - 1.50
NBZ-00057	90097	Pu-238	-0.0034 U	0.0185	0.0034	0.0415	0.00 - 1.50
NBZ-00057	90097	Pu-239/240	0.0007 U	0.015	0.0029	0.0404	0.00 - 1.50
NBZ-00057	90097	Sb-125	0.0009 U	0.0466	0.0139	0.354	0.00 - 1.50
NBZ-00057	90097	Sn-126	0.0066 U	0.0184	0.0055	0.0237	0.00 - 1.50
NBZ-00057	90097	Sr-90	0.0008 U	0.159	0.0437	0.485	0.00 - 1.50
NBZ-00057	90097	Th-228	1 L	0.0717	0.0965	3.98	0.00 - 1.50
NBZ-00057	90097	Th-229	0.0328 L	0.0707	0.0218	0.145	0.00 - 1.50
NBZ-00057	90097	Th-230	0.688 L	0.0984	0.0788	2.2	0.00 - 1.50

Table A.2
Analytical Results Summary
Northern Buffer Zone, Round 1

Sample Location	Sample ID	Analyte Name	Activity	MDC	TPU	RTL	Sample Depth (feet bgs)
NBZ-00057	90097	Th-232	0.823 L	0.0481	0.084	3.1	0.00 - 1.50
NBZ-00057	90097	Th-234	1.17 J	0.351	0.165	3.19	0.00 - 1.50
NBZ-00057	90097	Tl-208	0.405	0.0175	0.0239	0.937	0.00 - 1.50
NBZ-00057	90097	Tm-171	-8.48 U	19.5	6.82	72.4	0.00 - 1.50
NBZ-00057	90097	U-233/234	0.664	0.0769	0.0768	2.02	0.00 - 1.50
NBZ-00057	90097	U-235/236	0.0466	0.018	0.0179	0.151	0.00 - 1.50
NBZ-00057	90097	U-238	0.544	0.0146	0.0652	1.8	0.00 - 1.50
NBZ-00058	90098	Ac-227	-0.0465 U	0.209	0.0631	0.217	1.00 - 5.00
NBZ-00058	90098	Am-241	0.0032 U	0.0161	0.0041	0.0454	1.00 - 5.00
NBZ-00058	90098	Bi-212	0.976	0.134	0.0771	2.15	1.00 - 5.00
NBZ-00058	90098	Bi-214	1.15	0.0318	0.0532	1.59	1.00 - 5.00
NBZ-00058	90098	Cd-113m	-29.2 U	138	43.2	3030	1.00 - 5.00
NBZ-00058	90098	Cm-243/244	0.0049 U	0.0222	0.006	0.0443	1.00 - 5.00
NBZ-00058	90098	Co-60	-0.0027 UJ	0.0184	0.0055	0.028	1.00 - 5.00
NBZ-00058	90098	Cs-134	0.0014 U	0.015	0.005	0.0864	1.00 - 5.00
NBZ-00058	90098	Cs-137	0.0083 U	0.0176	0.0061	0.207	1.00 - 5.00
NBZ-00058	90098	Eu-152	-0.0158 U	0.051	0.0165	0.0566	1.00 - 5.00
NBZ-00058	90098	Eu-154	0.0473 U	0.101	0.0356	0.15	1.00 - 5.00
NBZ-00058	90098	Eu-155	0.0938 JS	0.0779	0.0322	0.231	1.00 - 5.00
NBZ-00058	90098	Ho-166m	-0.028 UJ	0.0262	0.0105	0.0432	1.00 - 5.00
NBZ-00058	90098	K-40	21.5	0.147	1.26	32.4	1.00 - 5.00
NBZ-00058	90098	Na-22	-0.0096 U	0.0216	0.0069	0.037	1.00 - 5.00
NBZ-00058	90098	Nb-94	0.0095 JS	0.0166	0.0052	0.0214	1.00 - 5.00
NBZ-00058	90098	Np-236	-0.0059 U	0.0403	0.0125	0.047	1.00 - 5.00
NBZ-00058	90098	Np-239	-0.0183 U	0.141	0.0419	0.139	1.00 - 5.00
NBZ-00058	90098	Pa-231	-0.731 UJ	0.857	0.315	0.936	1.00 - 5.00
NBZ-00058	90098	Pb-212	1.53	0.0349	0.102	2.69	1.00 - 5.00
NBZ-00058	90098	Pb-214	1.41	0.0366	0.0687	1.7	1.00 - 5.00
NBZ-00058	90098	Pu-238	-0.0045 U	0.0187	0.0033	0.0415	1.00 - 5.00
NBZ-00058	90098	Pu-239/240	-0.0009 U	0.0163	0.003	0.0404	1.00 - 5.00
NBZ-00058	90098	Sb-125	-0.0026 U	0.0455	0.0138	0.354	1.00 - 5.00
NBZ-00058	90098	Sn-126	-0.0016 U	0.0174	0.0052	0.0237	1.00 - 5.00
NBZ-00058	90098	Sr-90	0.191	0.215	0.072	0.485	1.00 - 5.00

Table A.2
Analytical Results Summary
Northern Buffer Zone, Round 1

Sample Location	Sample ID	Analyte Name	Activity	MDC	TPU	RTL	Sample Depth (feet bgs)
NBZ-00058	90098	Th-228	1.49 L	0.138	0.126	3.98	1.00 - 5.00
NBZ-00058	90098	Th-229	0.0185 UL	0.0665	0.0186	0.145	1.00 - 5.00
NBZ-00058	90098	Th-230	1.02 L	0.074	0.095	2.2	1.00 - 5.00
NBZ-00058	90098	Th-232	1.44 L	0.0571	0.118	3.1	1.00 - 5.00
NBZ-00058	90098	Th-234	1.88 J	0.327	0.209	3.19	1.00 - 5.00
NBZ-00058	90098	Tl-208	0.452	0.017	0.0263	0.937	1.00 - 5.00
NBZ-00058	90098	Tm-171	-3.71 U	16.8	5.75	72.4	1.00 - 5.00
NBZ-00058	90098	U-233/234	0.997	0.0749	0.101	2.02	1.00 - 5.00
NBZ-00058	90098	U-235/236	0.0268 U	0.0839	0.0241	0.151	1.00 - 5.00
NBZ-00058	90098	U-238	1.1	0.0349	0.107	1.8	1.00 - 5.00
NBZ-00059	90099	Ac-227	-0.129 U	0.225	0.0747	0.217	0.00 - 0.80
NBZ-00059	90099	Am-241	-0.0092 U	0.0493	0.0086	0.0454	0.00 - 0.80
NBZ-00059	90099	Bi-212	0.57 J	0.263	0.167	2.15	0.00 - 0.80
NBZ-00059	90099	Bi-214	0.885	0.0423	0.0495	1.59	0.00 - 0.80
NBZ-00059	90099	Cd-113m	-46.3 U	155	47.5	3030	0.00 - 0.80
NBZ-00059	90099	Cm-243/244	-0.0116 U	0.0783	0.0183	0.0443	0.00 - 0.80
NBZ-00059	90099	Co-60	-0.0017 U	0.0259	0.0076	0.028	0.00 - 0.80
NBZ-00059	90099	Cs-134	0.0076 U	0.0206	0.007	0.0864	0.00 - 0.80
NBZ-00059	90099	Cs-137	0.0174	0.0235	0.0092	0.207	0.00 - 0.80
NBZ-00059	90099	Eu-152	-0.0274 U	0.0567	0.02	0.0566	0.00 - 0.80
NBZ-00059	90099	Eu-154	0.0339 U	0.148	0.0426	0.15	0.00 - 0.80
NBZ-00059	90099	Eu-155	0.0379 JSK	0.0753	0.0243	0.231	0.00 - 0.80
NBZ-00059	90099	Ho-166m	0.0009 U	0.036	0.0106	0.0432	0.00 - 0.80
NBZ-00059	90099	K-40	21.2	0.195	1.22	32.4	0.00 - 0.80
NBZ-00059	90099	Na-22	-0.0147 U	0.0311	0.0101	0.037	0.00 - 0.80
NBZ-00059	90099	Nb-94	0.005 U	0.0222	0.0066	0.0214	0.00 - 0.80
NBZ-00059	90099	Np-236	-0.0109 U	0.0409	0.0129	0.047	0.00 - 0.80
NBZ-00059	90099	Np-239	-0.0579 U	0.15	0.0468	0.139	0.00 - 0.80
NBZ-00059	90099	Pa-231	0.0581 U	0.979	0.313	0.936	0.00 - 0.80
NBZ-00059	90099	Pb-212	1.18	0.0382	0.0704	2.69	0.00 - 0.80
NBZ-00059	90099	Pb-214	0.904	0.0426	0.0462	1.7	0.00 - 0.80
NBZ-00059	90099	Pu-238	0.0004 U	0.0352	0.0079	0.0415	0.00 - 0.80
NBZ-00059	90099	Pu-239/240	0.0049 U	0.0382	0.0097	0.0404	0.00 - 0.80

Table A.2
Analytical Results Summary
Northern Buffer Zone, Round 1

Sample Location	Sample ID	Analyte Name	Activity	MDC	TPU	RTL	Sample Depth (feet bgs)
NBZ-00059	90099	Sb-125	-0.0324 U	0.0566	0.0193	0.354	0.00 - 0.80
NBZ-00059	90099	Sn-126	-0.0052 U	0.0243	0.0074	0.0237	0.00 - 0.80
NBZ-00059	90099	Sr-90	-0.0203 U	0.149	0.0388	0.485	0.00 - 0.80
NBZ-00059	90099	Th-228	1.11 L	0.078	0.107	3.98	0.00 - 0.80
NBZ-00059	90099	Th-229	0.0285 UL	0.113	0.0319	0.145	0.00 - 0.80
NBZ-00059	90099	Th-230	0.852 L	0.1	0.092	2.2	0.00 - 0.80
NBZ-00059	90099	Th-232	1.07 L	0.0192	0.102	3.1	0.00 - 0.80
NBZ-00059	90099	Th-234	1.27 J	0.318	0.157	3.19	0.00 - 0.80
NBZ-00059	90099	Tl-208	0.398	0.0225	0.0265	0.937	0.00 - 0.80
NBZ-00059	90099	Tm-171	1.06 U	13.4	4.45	72.4	0.00 - 0.80
NBZ-00059	90099	U-233/234	0.694	0.0651	0.0811	2.02	0.00 - 0.80
NBZ-00059	90099	U-235/236	0.0505	0.0668	0.0242	0.151	0.00 - 0.80
NBZ-00059	90099	U-238	0.849	0.0599	0.0925	1.8	0.00 - 0.80
NBZ-00060	90100	Ac-227	-0.009 U	0.195	0.0595	0.217	0.00 - 1.00
NBZ-00060	90100	Am-241	-0.0069 U	0.028	0.0054	0.0454	0.00 - 1.00
NBZ-00060	90100	Bi-212	0.685	0.134	0.0835	2.15	0.00 - 1.00
NBZ-00060	90100	Bi-214	1.06	0.0311	0.0512	1.59	0.00 - 1.00
NBZ-00060	90100	Cd-113m	-23.5 U	130	40.3	3030	0.00 - 1.00
NBZ-00060	90100	Cm-243/244	-0.0125 U	0.0392	0.0086	0.0443	0.00 - 1.00
NBZ-00060	90100	Co-60	-0.0005 U	0.0185	0.0055	0.028	0.00 - 1.00
NBZ-00060	90100	Cs-134	0 U	0.0144	0.0049	0.0864	0.00 - 1.00
NBZ-00060	90100	Cs-137	0.168	0.017	0.0123	0.207	0.00 - 1.00
NBZ-00060	90100	Eu-152	0.0041 U	0.0485	0.014	0.0566	0.00 - 1.00
NBZ-00060	90100	Eu-154	-0.0542 U	0.0968	0.0368	0.15	0.00 - 1.00
NBZ-00060	90100	Eu-155	0.0542 JSK	0.0679	0.0233	0.231	0.00 - 1.00
NBZ-00060	90100	Ho-166m	0.0014 U	0.0276	0.0083	0.0432	0.00 - 1.00
NBZ-00060	90100	K-40	22.8	0.132	1.23	32.4	0.00 - 1.00
NBZ-00060	90100	Na-22	0.0044 U	0.0222	0.0066	0.037	0.00 - 1.00
NBZ-00060	90100	Nb-94	0.0097 JSK	0.0164	0.0053	0.0214	0.00 - 1.00
NBZ-00060	90100	Np-236	-0.009 U	0.0362	0.0109	0.047	0.00 - 1.00
NBZ-00060	90100	Np-239	-0.0417 U	0.133	0.0419	0.139	0.00 - 1.00
NBZ-00060	90100	Pa-231	0.0697 U	0.835	0.256	0.936	0.00 - 1.00
NBZ-00060	90100	Pb-212	1.47	0.0332	0.0841	2.69	0.00 - 1.00

Table A.2
Analytical Results Summary
Northern Buffer Zone, Round 1

Sample Location	Sample ID	Analyte Name	Activity	MDC	TPU	RTL	Sample Depth (feet bgs)
NBZ-00060	90100	Pb-214	1.2	0.0346	0.0568	1.7	0.00 - 1.00
NBZ-00060	90100	Pu-238	0.003 U	0.0268	0.0066	0.0415	0.00 - 1.00
NBZ-00060	90100	Pu-239/240	0.0133	0.0072	0.006	0.0404	0.00 - 1.00
NBZ-00060	90100	Sb-125	-0.0075 U	0.0454	0.0135	0.354	0.00 - 1.00
NBZ-00060	90100	Sn-126	-0.0076 U	0.0163	0.0054	0.0237	0.00 - 1.00
NBZ-00060	90100	Sr-90	0.024 U	0.0758	0.0222	0.485	0.00 - 1.00
NBZ-00060	90100	Th-228	1.45 L	0.109	0.136	3.98	0.00 - 1.00
NBZ-00060	90100	Th-229	0.0817 L	0.0982	0.0349	0.145	0.00 - 1.00
NBZ-00060	90100	Th-230	1.14 L	0.098	0.115	2.2	0.00 - 1.00
NBZ-00060	90100	Th-232	1.24 L	0.022	0.119	3.1	0.00 - 1.00
NBZ-00060	90100	Th-234	1.69 J	0.276	0.169	3.19	0.00 - 1.00
NBZ-00060	90100	Tl-208	0.434	0.0164	0.0254	0.937	0.00 - 1.00
NBZ-00060	90100	Tm-171	-0.0965 U	13	4.47	72.4	0.00 - 1.00
NBZ-00060	90100	U-233/234	0.887	0.104	0.0981	2.02	0.00 - 1.00
NBZ-00060	90100	U-235/236	0.0169	0.0471	0.0139	0.151	0.00 - 1.00
NBZ-00060	90100	U-238	0.869	0.0381	0.0934	1.8	0.00 - 1.00
NBZ-00061	90101	Ac-227	0.0476 U	0.19	0.0586	0.217	0.00 - 2.00
NBZ-00061	90101	Am-241	0.0151	0.0059	0.0058	0.0454	0.00 - 2.00
NBZ-00061	90101	Bi-212	0.847	0.14	0.0833	2.15	0.00 - 2.00
NBZ-00061	90101	Bi-214	1.09	0.0323	0.0526	1.59	0.00 - 2.00
NBZ-00061	90101	Cd-113m	-18.2 U	126	40.2	3030	0.00 - 2.00
NBZ-00061	90101	Cm-243/244	0.0014 U	0.0344	0.0089	0.0443	0.00 - 2.00
NBZ-00061	90101	Co-60	0.0023 U	0.019	0.0056	0.028	0.00 - 2.00
NBZ-00061	90101	Cs-134	0.006 U	0.0159	0.0055	0.0864	0.00 - 2.00
NBZ-00061	90101	Cs-137	0.0108	0.019	0.0087	0.207	0.00 - 2.00
NBZ-00061	90101	Eu-152	-0.0111 U	0.0463	0.0168	0.0566	0.00 - 2.00
NBZ-00061	90101	Eu-154	-0.0693 U	0.104	0.0357	0.15	0.00 - 2.00
NBZ-00061	90101	Eu-155	0.0473 JSK	0.0614	0.0211	0.231	0.00 - 2.00
NBZ-00061	90101	Ho-166m	-0.0136 U	0.0285	0.0094	0.0432	0.00 - 2.00
NBZ-00061	90101	K-40	21.4	0.144	1.16	32.4	0.00 - 2.00
NBZ-00061	90101	Na-22	-0.0171 U J	0.0216	0.0079	0.037	0.00 - 2.00
NBZ-00061	90101	Nb-94	-0.0024 U	0.0164	0.005	0.0214	0.00 - 2.00
NBZ-00061	90101	Np-236	0.0043 U	0.0338	0.0101	0.047	0.00 - 2.00

Table A.2
Analytical Results Summary
Northern Buffer Zone, Round 1

Sample Location	Sample ID	Analyte Name	Activity	MDC	TPU	RTL	Sample Depth (feet bgs)
NBZ-00061	90101	Np-239	-0.0243 U	0.125	0.0387	0.139	0.00 - 2.00
NBZ-00061	90101	Pa-231	-0.0643 U	0.797	0.254	0.936	0.00 - 2.00
NBZ-00061	90101	Pb-212	1.27	0.032	0.0706	2.69	0.00 - 2.00
NBZ-00061	90101	Pb-214	1.18	0.034	0.0548	1.7	0.00 - 2.00
NBZ-00061	90101	Pu-238	-0.0074 U	0.0258	0.0045	0.0415	0.00 - 2.00
NBZ-00061	90101	Pu-239/240	0.0031 U	0.0241	0.0061	0.0404	0.00 - 2.00
NBZ-00061	90101	Sb-125	-0.0323 U J	0.0441	0.0154	0.354	0.00 - 2.00
NBZ-00061	90101	Sn-126	-0.0034 U	0.0185	0.0057	0.0237	0.00 - 2.00
NBZ-00061	90101	Sr-90	-0.0071 U	0.0948	0.025	0.485	0.00 - 2.00
NBZ-00061	90101	Th-228	1.24 L	0.124	0.124	3.98	0.00 - 2.00
NBZ-00061	90101	Th-229	0.0244 UL	0.0977	0.027	0.145	0.00 - 2.00
NBZ-00061	90101	Th-230	0.933 L	0.122	0.104	2.2	0.00 - 2.00
NBZ-00061	90101	Th-232	1.43 L	0.0219	0.131	3.1	0.00 - 2.00
NBZ-00061	90101	Th-234	1.47 J	0.247	0.142	3.19	0.00 - 2.00
NBZ-00061	90101	Tl-208	0.42	0.0166	0.0263	0.937	0.00 - 2.00
NBZ-00061	90101	Tm-171	-1.74 U	7.49	2.71	72.4	0.00 - 2.00
NBZ-00061	90101	U-233/234	0.767	0.102	0.085	2.02	0.00 - 2.00
NBZ-00061	90101	U-235/236	0.0416	0.05	0.0193	0.151	0.00 - 2.00
NBZ-00061	90101	U-238	0.995	0.0139	0.0971	1.8	0.00 - 2.00
NBZ-00062	90102	Ac-227	-0.0445 U	0.153	0.0464	0.217	1.00 - 3.50
NBZ-00062	90102	Am-241	0.0027	0.0074	0.0027	0.0454	1.00 - 3.50
NBZ-00062	90102	Bi-212	0.823	0.0982	0.068	2.15	1.00 - 3.50
NBZ-00062	90102	Bi-214	0.984	0.0237	0.0455	1.59	1.00 - 3.50
NBZ-00062	90102	Cd-113m	-41.2 U	100	32.3	3030	1.00 - 3.50
NBZ-00062	90102	Cm-243/244	0.0011 U	0.0296	0.007	0.0443	1.00 - 3.50
NBZ-00062	90102	Co-60	0.0002 U	0.0132	0.0038	0.028	1.00 - 3.50
NBZ-00062	90102	Cs-134	0.0026 U	0.0113	0.0039	0.0864	1.00 - 3.50
NBZ-00062	90102	Cs-137	0.0305	0.0132	0.0059	0.207	1.00 - 3.50
NBZ-00062	90102	Eu-152	-0.0185 U	0.0371	0.012	0.0566	1.00 - 3.50
NBZ-00062	90102	Eu-154	-0.036 U	0.0753	0.0246	0.15	1.00 - 3.50
NBZ-00062	90102	Eu-155	0.0709 JS	0.052	0.0222	0.231	1.00 - 3.50
NBZ-00062	90102	Ho-166m	-0.0069 U	0.0203	0.0062	0.0432	1.00 - 3.50
NBZ-00062	90102	K-40	19.5	0.0927	1.06	32.4	1.00 - 3.50

Table A.2
Analytical Results Summary
Northern Buffer Zone, Round 1

Sample Location	Sample ID	Analyte Name	Activity	MDC	TPU	RTL	Sample Depth (feet bgs)
NBZ-00062	90102	Na-22	-0.0033 U	0.0153	0.0047	0.037	1.00 - 3.50
NBZ-00062	90102	Nb-94	0 U	0.0123	0.0036	0.0214	1.00 - 3.50
NBZ-00062	90102	Np-236	-0.0033 U	0.0293	0.009	0.047	1.00 - 3.50
NBZ-00062	90102	Np-239	0.0026 U	0.102	0.0298	0.139	1.00 - 3.50
NBZ-00062	90102	Pa-231	0.0866 U	0.64	0.189	0.936	1.00 - 3.50
NBZ-00062	90102	Pb-212	1.27	0.0256	0.0683	2.69	1.00 - 3.50
NBZ-00062	90102	Pb-214	1.07	0.0268	0.0481	1.7	1.00 - 3.50
NBZ-00062	90102	Pu-238	-0.0001 U	0.0355	0.0084	0.0415	1.00 - 3.50
NBZ-00062	90102	Pu-239/240	0.0053 U	0.0259	0.0068	0.0404	1.00 - 3.50
NBZ-00062	90102	Sb-125	-0.0014 U	0.0347	0.0104	0.354	1.00 - 3.50
NBZ-00062	90102	Sn-126	-0.0013 U	0.013	0.0038	0.0237	1.00 - 3.50
NBZ-00062	90102	Sr-90	-0.0143 U	0.118	0.0296	0.485	1.00 - 3.50
NBZ-00062	90102	Th-228	0.745 L	0.106	0.0771	3.98	1.00 - 3.50
NBZ-00062	90102	Th-229	0.0468 L	0.0868	0.0271	0.145	1.00 - 3.50
NBZ-00062	90102	Th-230	0.717 L	0.0382	0.0701	2.2	1.00 - 3.50
NBZ-00062	90102	Th-232	0.818 L	0.0481	0.0763	3.1	1.00 - 3.50
NBZ-00062	90102	Th-234	1.36	0.228	0.124	3.19	1.00 - 3.50
NBZ-00062	90102	Tl-208	0.408	0.013	0.0231	0.937	1.00 - 3.50
NBZ-00062	90102	Tm-171	-1.73 U	8.65	2.95	72.4	1.00 - 3.50
NBZ-00062	90102	U-233/234	0.578	0.0602	0.0621	2.02	1.00 - 3.50
NBZ-00062	90102	U-235/236	0.0309	0.0526	0.0173	0.151	1.00 - 3.50
NBZ-00062	90102	U-238	0.683	0.0354	0.0681	1.8	1.00 - 3.50
NBZ-00063	90103	Ac-227	0.0291 U	0.196	0.0597	0.217	0.00 - 1.50
NBZ-00063	90103	Am-241	0.0139	0.0167	0.0064	0.0454	0.00 - 1.50
NBZ-00063	90103	Bi-212	0.928	0.147	0.0788	2.15	0.00 - 1.50
NBZ-00063	90103	Bi-214	1.06	0.0336	0.0509	1.59	0.00 - 1.50
NBZ-00063	90103	Cd-113m	13.6 U	129	40.8	3030	0.00 - 1.50
NBZ-00063	90103	Cm-243/244	-0.0053 U	0.0367	0.0088	0.0443	0.00 - 1.50
NBZ-00063	90103	Co-60	0.0041 U	0.02	0.0059	0.028	0.00 - 1.50
NBZ-00063	90103	Cs-134	0.0105 JS	0.0163	0.0059	0.0864	0.00 - 1.50
NBZ-00063	90103	Cs-137	0.0329	0.021	0.0078	0.207	0.00 - 1.50
NBZ-00063	90103	Eu-152	0.0016 U	0.0483	0.0204	0.0566	0.00 - 1.50
NBZ-00063	90103	Eu-154	-0.0264 U	0.112	0.0337	0.15	0.00 - 1.50

Table A.2
Analytical Results Summary
Northern Buffer Zone, Round 1

Sample Location	Sample ID	Analyte Name	Activity	MDC	TPU	RTL	Sample Depth (feet bgs)
NBZ-00063	90103	Eu-155	0.0429 JS	0.0634	0.0211	0.231	0.00 - 1.50
NBZ-00063	90103	Ho-166m	0.0115 U	0.0306	0.0094	0.0432	0.00 - 1.50
NBZ-00063	90103	K-40	21.4	0.139	1.15	32.4	0.00 - 1.50
NBZ-00063	90103	Na-22	-0.0133 U	0.0221	0.0075	0.037	0.00 - 1.50
NBZ-00063	90103	Nb-94	0.0061 U	0.0177	0.0054	0.0214	0.00 - 1.50
NBZ-00063	90103	Np-236	-0.0076 U	0.0344	0.0104	0.047	0.00 - 1.50
NBZ-00063	90103	Np-239	-0.0414 U	0.129	0.0407	0.139	0.00 - 1.50
NBZ-00063	90103	Pa-231	-0.121 U	0.791	0.245	0.936	0.00 - 1.50
NBZ-00063	90103	Pb-212	1.42	0.0328	0.0786	2.69	0.00 - 1.50
NBZ-00063	90103	Pb-214	1.06	0.0342	0.0498	1.7	0.00 - 1.50
NBZ-00063	90103	Pu-238	0.0097	0.0087	0.0056	0.0415	0.00 - 1.50
NBZ-00063	90103	Pu-239/240	0.0059 UJ	0.0291	0.0076	0.0404	0.00 - 1.50
NBZ-00063	90103	Sb-125	0.001 U	0.0467	0.0137	0.354	0.00 - 1.50
NBZ-00063	90103	Sn-126	-0.0023 U	0.0192	0.0058	0.0237	0.00 - 1.50
NBZ-00063	90103	Sr-90	0.263	0.106	0.0535	0.485	0.00 - 1.50
NBZ-00063	90103	Th-228	1.6 L	0.113	0.127	3.98	0.00 - 1.50
NBZ-00063	90103	Th-229	0.0118 UL	0.0888	0.0237	0.145	0.00 - 1.50
NBZ-00063	90103	Th-230	1.1 L	0.0832	0.0978	2.2	0.00 - 1.50
NBZ-00063	90103	Th-232	1.29 L	0.0433	0.106	3.1	0.00 - 1.50
NBZ-00063	90103	Th-234	1.39	0.258	0.136	3.19	0.00 - 1.50
NBZ-00063	90103	Tl-208	0.486	0.0174	0.0296	0.937	0.00 - 1.50
NBZ-00063	90103	Tm-171	-4.9 U	7.56	2.79	72.4	0.00 - 1.50
NBZ-00063	90103	U-233/234	0.841	0.0681	0.0795	2.02	0.00 - 1.50
NBZ-00063	90103	U-235/236	0.0605	0.0463	0.02	0.151	0.00 - 1.50
NBZ-00063	90103	U-238	0.81	0.0374	0.0759	1.8	0.00 - 1.50
NBZ-00064	90104	Ac-227	0.0227 U	0.187	0.0568	0.217	0.00 - 1.25
NBZ-00064	90104	Am-241	-0.0013 U	0.0241	0.0052	0.0454	0.00 - 1.25
NBZ-00064	90104	Bi-212	1.03	0.12	0.0877	2.15	0.00 - 1.25
NBZ-00064	90104	Bi-214	1.16	0.0283	0.0527	1.59	0.00 - 1.25
NBZ-00064	90104	Cd-113m	10.8 U	123	38.5	3030	0.00 - 1.25
NBZ-00064	90104	Cm-243/244	0.0046 U	0.0329	0.0088	0.0443	0.00 - 1.25
NBZ-00064	90104	Co-60	0.0041 U	0.0168	0.005	0.028	0.00 - 1.25
NBZ-00064	90104	Cs-134	-0.0001 U	0.0136	0.0047	0.0864	0.00 - 1.25

Table A.2
Analytical Results Summary
Northern Buffer Zone, Round 1

Sample Location	Sample ID	Analyte Name	Activity	MDC	TPU	RTL	Sample Depth (feet bgs)
NBZ-00064	90104	Cs-137	0.0433	0.0163	0.0073	0.207	0.00 - 1.25
NBZ-00064	90104	Eu-152	-0.0422 UJ	0.0444	0.0184	0.0566	0.00 - 1.25
NBZ-00064	90104	Eu-154	-0.0216 U	0.0915	0.0276	0.15	0.00 - 1.25
NBZ-00064	90104	Eu-155	0.0318 U	0.0649	0.0203	0.231	0.00 - 1.25
NBZ-00064	90104	Ho-166m	-0.0112 U	0.0249	0.0081	0.0432	0.00 - 1.25
NBZ-00064	90104	K-40	21.8	0.124	1.3	32.4	0.00 - 1.25
NBZ-00064	90104	Na-22	-0.0103 U	0.0187	0.0063	0.037	0.00 - 1.25
NBZ-00064	90104	Nb-94	0.0114 JS	0.015	0.0051	0.0214	0.00 - 1.25
NBZ-00064	90104	Np-236	-0.0021 U	0.035	0.0103	0.047	0.00 - 1.25
NBZ-00064	90104	Np-239	-0.0456 U	0.123	0.0391	0.139	0.00 - 1.25
NBZ-00064	90104	Pa-231	-0.0326 U	0.77	0.235	0.936	0.00 - 1.25
NBZ-00064	90104	Pb-212	1.46	0.0305	0.0892	2.69	0.00 - 1.25
NBZ-00064	90104	Pb-214	1.29	0.0319	0.063	1.7	0.00 - 1.25
NBZ-00064	90104	Pu-238	0.0022 UJ	0.0372	0.0091	0.0415	0.00 - 1.25
NBZ-00064	90104	Pu-239/240	0.0027 UJ	0.0288	0.0068	0.0404	0.00 - 1.25
NBZ-00064	90104	Sb-125	0.0113 U	0.0419	0.0124	0.354	0.00 - 1.25
NBZ-00064	90104	Sn-126	-0.0028 U	0.0159	0.0048	0.0237	0.00 - 1.25
NBZ-00064	90104	Sr-90	0.0168 U	0.119	0.0327	0.485	0.00 - 1.25
NBZ-00064	90104	Th-228	1.48 L	0.0834	0.116	3.98	0.00 - 1.25
NBZ-00064	90104	Th-229	-0.0219 UL	0.0992	0.0232	0.145	0.00 - 1.25
NBZ-00064	90104	Th-230	0.879 L	0.082	0.0833	2.2	0.00 - 1.25
NBZ-00064	90104	Th-232	1.18 L	0.0401	0.098	3.1	0.00 - 1.25
NBZ-00064	90104	Th-234	1.44	0.263	0.135	3.19	0.00 - 1.25
NBZ-00064	90104	Tl-208	0.444	0.0155	0.0253	0.937	0.00 - 1.25
NBZ-00064	90104	Tm-171	-2.89 U	10.7	3.82	72.4	0.00 - 1.25
NBZ-00064	90104	U-233/234	0.984	0.0791	0.0975	2.02	0.00 - 1.25
NBZ-00064	90104	U-235/236	0.0727	0.0556	0.0247	0.151	0.00 - 1.25
NBZ-00064	90104	U-238	1.05	0.0542	0.101	1.8	0.00 - 1.25
NBZ-00065	90105	Ac-227	-0.0184 U	0.193	0.0574	0.217	1.00 - 2.00
NBZ-00065	90105	Am-241	0.0053 U	0.0239	0.0064	0.0454	1.00 - 2.00
NBZ-00065	90105	Bi-212	0.856	0.125	0.0753	2.15	1.00 - 2.00
NBZ-00065	90105	Bi-214	0.953	0.0285	0.0445	1.59	1.00 - 2.00
NBZ-00065	90105	Cd-113m	44 U	129	42	3030	1.00 - 2.00

Table A.2
Analytical Results Summary
Northern Buffer Zone, Round 1

Sample Location	Sample ID	Analyte Name	Activity	MDC	TPU	RTL	Sample Depth (feet bgs)
NBZ-00065	90105	Cm-243/244	0.008 U	0.0349	0.0098	0.0443	1.00 - 2.00
NBZ-00065	90105	Co-60	0.0052 U	0.0171	0.005	0.028	1.00 - 2.00
NBZ-00065	90105	Cs-134	-0.0033 U	0.0141	0.0049	0.0864	1.00 - 2.00
NBZ-00065	90105	Cs-137	-0.0004 U	0.0167	0.0049	0.207	1.00 - 2.00
NBZ-00065	90105	Eu-152	-0.0297 U	0.046	0.0163	0.0566	1.00 - 2.00
NBZ-00065	90105	Eu-154	-0.0659 U	0.0921	0.033	0.15	1.00 - 2.00
NBZ-00065	90105	Eu-155	0.103 JS	0.0672	0.0286	0.231	1.00 - 2.00
NBZ-00065	90105	Ho-166m	-0.007 U	0.0249	0.0076	0.0432	1.00 - 2.00
NBZ-00065	90105	K-40	19.9	0.13	1.16	32.4	1.00 - 2.00
NBZ-00065	90105	Na-22	-0.019 UJ	0.018	0.0072	0.037	1.00 - 2.00
NBZ-00065	90105	Nb-94	0.0018 U	0.0145	0.0042	0.0214	1.00 - 2.00
NBZ-00065	90105	Np-236	0.0201 JS	0.038	0.0124	0.047	1.00 - 2.00
NBZ-00065	90105	Np-239	0.029 U	0.132	0.0391	0.139	1.00 - 2.00
NBZ-00065	90105	Pa-231	-0.529 U	0.782	0.269	0.936	1.00 - 2.00
NBZ-00065	90105	Pb-212	1.37	0.0323	0.0914	2.69	1.00 - 2.00
NBZ-00065	90105	Pb-214	1.11	0.0341	0.0544	1.7	1.00 - 2.00
NBZ-00065	90105	Pu-238	0.0093 U	0.0295	0.0085	0.0415	1.00 - 2.00
NBZ-00065	90105	Pu-239/240	0.0039 U	0.0199	0.0051	0.0404	1.00 - 2.00
NBZ-00065	90105	Sb-125	-0.0152 U	0.0414	0.0133	0.354	1.00 - 2.00
NBZ-00065	90105	Sn-126	0.0002 U	0.0161	0.0047	0.0237	1.00 - 2.00
NBZ-00065	90105	Sr-90	0.138 U	0.234	0.0734	0.485	1.00 - 2.00
NBZ-00065	90105	Th-228	0.912 L	0.0713	0.0907	3.98	1.00 - 2.00
NBZ-00065	90105	Th-229	0.0782 L	0.0783	0.0294	0.145	1.00 - 2.00
NBZ-00065	90105	Th-230	0.702 L	0.0976	0.0793	2.2	1.00 - 2.00
NBZ-00065	90105	Th-232	0.784 L	0.0477	0.0811	3.1	1.00 - 2.00
NBZ-00065	90105	Th-234	1.62 J	0.302	0.189	3.19	1.00 - 2.00
NBZ-00065	90105	Tl-208	0.42	0.0156	0.0239	0.937	1.00 - 2.00
NBZ-00065	90105	Tm-171	-3.07 U	15.2	5.19	72.4	1.00 - 2.00
NBZ-00065	90105	U-233/234	0.719	0.109	0.0895	2.02	1.00 - 2.00
NBZ-00065	90105	U-235/236	0.0412	0.0223	0.0186	0.151	1.00 - 2.00
NBZ-00065	90105	U-238	0.62	0.0181	0.0771	1.8	1.00 - 2.00
NBZ-00066	90106	Ac-227	-0.0969 U	0.206	0.0687	0.217	1.00 - 3.00
NBZ-00066	90106	Am-241	0.0012 U	0.0171	0.0038	0.0454	1.00 - 3.00

Table A.2
Analytical Results Summary
Northern Buffer Zone, Round 1

Sample Location	Sample ID	Analyte Name	Activity	MDC	TPU	RTL	Sample Depth (feet bgs)
NBZ-00066	90106	Bi-212	0.765 J	0.137	0.0774	2.15	1.00 - 3.00
NBZ-00066	90106	Bi-214	0.87	0.0306	0.0424	1.59	1.00 - 3.00
NBZ-00066	90106	Cd-113m	-91.8 U	135	48	3030	1.00 - 3.00
NBZ-00066	90106	Cm-243/244	0.0174	0.0059	0.0062	0.0443	1.00 - 3.00
NBZ-00066	90106	Co-60	-0.0035 U	0.019	0.0057	0.028	1.00 - 3.00
NBZ-00066	90106	Cs-134	-0.0011 U	0.0151	0.0051	0.0864	1.00 - 3.00
NBZ-00066	90106	Cs-137	0.0048 U	0.0186	0.0055	0.207	1.00 - 3.00
NBZ-00066	90106	Eu-152	-0.0064 U	0.0503	0.0183	0.0566	1.00 - 3.00
NBZ-00066	90106	Eu-154	0.0428 U	0.107	0.0328	0.15	1.00 - 3.00
NBZ-00066	90106	Eu-155	0.0504 JS	0.0786	0.0259	0.231	1.00 - 3.00
NBZ-00066	90106	Ho-166m	0.0076 U	0.0282	0.0084	0.0432	1.00 - 3.00
NBZ-00066	90106	K-40	22.9	0.122	1.42	32.4	1.00 - 3.00
NBZ-00066	90106	Na-22	0.0001 U	0.0225	0.0066	0.037	1.00 - 3.00
NBZ-00066	90106	Nb-94	0.0057 U	0.0163	0.0049	0.0214	1.00 - 3.00
NBZ-00066	90106	Np-236	-0.0023 U	0.0418	0.0125	0.047	1.00 - 3.00
NBZ-00066	90106	Np-239	0.0764 J	0.141	0.0465	0.139	1.00 - 3.00
NBZ-00066	90106	Pa-231	0.0715 U	0.859	0.276	0.936	1.00 - 3.00
NBZ-00066	90106	Pb-212	1.25	0.0343	0.0828	2.69	1.00 - 3.00
NBZ-00066	90106	Pb-214	0.987	0.0353	0.0514	1.7	1.00 - 3.00
NBZ-00066	90106	Pu-238	0.0026 U	0.0229	0.0056	0.0415	1.00 - 3.00
NBZ-00066	90106	Pu-239/240	-0.001 U	0.018	0.0033	0.0404	1.00 - 3.00
NBZ-00066	90106	Sb-125	0.0036 U	0.0463	0.0138	0.354	1.00 - 3.00
NBZ-00066	90106	Sn-126	-0.0022 U	0.0177	0.0053	0.0237	1.00 - 3.00
NBZ-00066	90106	Sr-90	0.104 U	0.18	0.0564	0.485	1.00 - 3.00
NBZ-00066	90106	Th-228	1.03 L	0.0767	0.101	3.98	1.00 - 3.00
NBZ-00066	90106	Th-229	0.0561 L	0.0843	0.0282	0.145	1.00 - 3.00
NBZ-00066	90106	Th-230	0.805 L	0.0918	0.0876	2.2	1.00 - 3.00
NBZ-00066	90106	Th-232	0.935 L	0.0649	0.0939	3.1	1.00 - 3.00
NBZ-00066	90106	Th-234	1.28 J	0.408	0.343	3.19	1.00 - 3.00
NBZ-00066	90106	Tl-208	0.395	0.0168	0.0229	0.937	1.00 - 3.00
NBZ-00066	90106	Tm-171	-7.44 U	19.4	5.98	72.4	1.00 - 3.00
NBZ-00066	90106	U-233/234	0.639	0.091	0.0755	2.02	1.00 - 3.00
NBZ-00066	90106	U-235/236	0.0277	0.0413	0.0153	0.151	1.00 - 3.00

Table A.2
Analytical Results Summary
Northern Buffer Zone, Round 1

Sample Location	Sample ID	Analyte Name	Activity	MDC	TPU	RTL	Sample Depth (feet bgs)
NBZ-00066	90106	U-238	0.603	0.0142	0.069	1.8	1.00 - 3.00
NBZ-00067	90107	Ac-227	0.0147 U	0.211	0.0643	0.217	1.00 - 2.50
NBZ-00067	90107	Am-241	-0.0034 U	0.0232	0.0046	0.0454	1.00 - 2.50
NBZ-00067	90107	Bi-212	0.874 J	0.154	0.0899	2.15	1.00 - 2.50
NBZ-00067	90107	Bi-214	1.35	0.0343	0.0634	1.59	1.00 - 2.50
NBZ-00067	90107	Cd-113m	-20 UJ	137	45.9	3030	1.00 - 2.50
NBZ-00067	90107	Cm-243/244	0.0091	0.0136	0.005	0.0443	1.00 - 2.50
NBZ-00067	90107	Co-60	-0.0039 U	0.0196	0.0059	0.028	1.00 - 2.50
NBZ-00067	90107	Cs-134	0.0046 U	0.0172	0.0059	0.0864	1.00 - 2.50
NBZ-00067	90107	Cs-137	-0.0121 U	0.0212	0.0071	0.207	1.00 - 2.50
NBZ-00067	90107	Eu-152	-0.0142 U	0.0507	0.0199	0.0566	1.00 - 2.50
NBZ-00067	90107	Eu-154	-0.0494 U	0.114	0.0361	0.15	1.00 - 2.50
NBZ-00067	90107	Eu-155	0.0813 JS	0.065	0.0253	0.231	1.00 - 2.50
NBZ-00067	90107	Ho-166m	0.009 U	0.0323	0.0098	0.0432	1.00 - 2.50
NBZ-00067	90107	K-40	21.2	0.137	1.14	32.4	1.00 - 2.50
NBZ-00067	90107	Na-22	-0.0101 U	0.0237	0.0076	0.037	1.00 - 2.50
NBZ-00067	90107	Nb-94	0.0019 U	0.0183	0.0055	0.0214	1.00 - 2.50
NBZ-00067	90107	Np-236	0.0006 U	0.0369	0.011	0.047	1.00 - 2.50
NBZ-00067	90107	Np-239	0.0886 J	0.141	0.0471	0.139	1.00 - 2.50
NBZ-00067	90107	Pa-231	-0.437 U	0.858	0.287	0.936	1.00 - 2.50
NBZ-00067	90107	Pb-212	1.49	0.035	0.083	2.69	1.00 - 2.50
NBZ-00067	90107	Pb-214	1.42	0.0374	0.0656	1.7	1.00 - 2.50
NBZ-00067	90107	Pu-238	-0.0009 U	0.0326	0.0074	0.0415	1.00 - 2.50
NBZ-00067	90107	Pu-239/240	-0.0073 U	0.0304	0.0053	0.0404	1.00 - 2.50
NBZ-00067	90107	Sb-125	0.0181 U	0.0505	0.0152	0.354	1.00 - 2.50
NBZ-00067	90107	Sn-126	-0.0054 U	0.0202	0.0063	0.0237	1.00 - 2.50
NBZ-00067	90107	Sr-90	-0.0098 U	0.113	0.0283	0.485	1.00 - 2.50
NBZ-00067	90107	Th-228	1.55 JL	0.0966	0.145	3.98	1.00 - 2.50
NBZ-00067	90107	Th-229	0.0088 UJL	0.105	0.0262	0.145	1.00 - 2.50
NBZ-00067	90107	Th-230	1.22 L	0.131	0.126	2.2	1.00 - 2.50
NBZ-00067	90107	Th-232	1.36 L	0.0641	0.13	3.1	1.00 - 2.50
NBZ-00067	90107	Th-234	1.81	0.274	0.161	3.19	1.00 - 2.50
NBZ-00067	90107	Tl-208	0.491	0.0193	0.0299	0.937	1.00 - 2.50

Table A.2
Analytical Results Summary
Northern Buffer Zone, Round 1

Sample Location	Sample ID	Analyte Name	Activity	MDC	TPU	RTL	Sample Depth (feet bgs)
NBZ-00067	90107	Tm-171	-2.42 U	8.23	2.8	72.4	1.00 - 2.50
NBZ-00067	90107	U-233/234	0.924	0.112	0.0994	2.02	1.00 - 2.50
NBZ-00067	90107	U-235/236	0.0713	0.0442	0.024	0.151	1.00 - 2.50
NBZ-00067	90107	U-238	1.04	0.0357	0.104	1.8	1.00 - 2.50
NBZ-00068	90108	Ac-227	-0.022 U	0.181	0.0547	0.217	1.00 - 3.50
NBZ-00068	90108	Am-241	0.0017 U	0.0184	0.0044	0.0454	1.00 - 3.50
NBZ-00068	90108	Bi-212	0.863	0.119	0.0725	2.15	1.00 - 3.50
NBZ-00068	90108	Bi-214	1.2	0.0271	0.0544	1.59	1.00 - 3.50
NBZ-00068	90108	Cd-113m	27.3 UJ	122	38.1	3030	1.00 - 3.50
NBZ-00068	90108	Cm-243/244	0.0008 U	0.0222	0.0052	0.0443	1.00 - 3.50
NBZ-00068	90108	Co-60	0.0025 U	0.0165	0.0047	0.028	1.00 - 3.50
NBZ-00068	90108	Cs-134	-0.0005 U	0.0131	0.0044	0.0864	1.00 - 3.50
NBZ-00068	90108	Cs-137	0.0011 U	0.0158	0.0053	0.207	1.00 - 3.50
NBZ-00068	90108	Eu-152	-0.0793 R	0.0426	0.0256	0.0566	1.00 - 3.50
NBZ-00068	90108	Eu-154	-0.0287 U	0.0849	0.031	0.15	1.00 - 3.50
NBZ-00068	90108	Eu-155	0.111 JS	0.0631	0.0285	0.231	1.00 - 3.50
NBZ-00068	90108	Ho-166m	-0.0064 U	0.0242	0.0074	0.0432	1.00 - 3.50
NBZ-00068	90108	K-40	20.8	0.11	1.19	32.4	1.00 - 3.50
NBZ-00068	90108	Na-22	0.0024 U	0.0189	0.0063	0.037	1.00 - 3.50
NBZ-00068	90108	Nb-94	0.0073 JS	0.0146	0.0045	0.0214	1.00 - 3.50
NBZ-00068	90108	Np-236	-0.0047 U	0.035	0.0117	0.047	1.00 - 3.50
NBZ-00068	90108	Np-239	0.0127 U	0.123	0.0367	0.139	1.00 - 3.50
NBZ-00068	90108	Pa-231	0.126 U	0.743	0.224	0.936	1.00 - 3.50
NBZ-00068	90108	Pb-212	1.43	0.0303	0.09	2.69	1.00 - 3.50
NBZ-00068	90108	Pb-214	1.28	0.031	0.063	1.7	1.00 - 3.50
NBZ-00068	90108	Pu-238	0.0032 U	0.016	0.004	0.0415	1.00 - 3.50
NBZ-00068	90108	Pu-239/240	0.009	0.0198	0.0062	0.0404	1.00 - 3.50
NBZ-00068	90108	Sb-125	0.0123 U	0.0407	0.0125	0.354	1.00 - 3.50
NBZ-00068	90108	Sn-126	-0.005 U	0.0152	0.0047	0.0237	1.00 - 3.50
NBZ-00068	90108	Sr-90	0.0586 U	0.124	0.0381	0.485	1.00 - 3.50
NBZ-00068	90108	Th-228	1.28 L	0.0241	0.126	3.98	1.00 - 3.50
NBZ-00068	90108	Th-229	-0.0174 UL	0.145	0.0347	0.145	1.00 - 3.50
NBZ-00068	90108	Th-230	0.779 L	0.114	0.0959	2.2	1.00 - 3.50

Table A.2
Analytical Results Summary
Northern Buffer Zone, Round 1

Sample Location	Sample ID	Analyte Name	Activity	MDC	TPU	RTL	Sample Depth (feet bgs)
NBZ-00068	90108	Th-232	1.1 L	0.0234	0.113	3.1	1.00 - 3.50
NBZ-00068	90108	Th-234	1.73	0.28	0.169	3.19	1.00 - 3.50
NBZ-00068	90108	Tl-208	0.434	0.0153	0.0245	0.937	1.00 - 3.50
NBZ-00068	90108	Tm-171	-1.84 U	11.4	4.02	72.4	1.00 - 3.50
NBZ-00068	90108	U-233/234	1.29	0.0891	0.125	2.02	1.00 - 3.50
NBZ-00068	90108	U-235/236	0.0521	0.0456	0.0212	0.151	1.00 - 3.50
NBZ-00068	90108	U-238	1.15	0.0157	0.113	1.8	1.00 - 3.50
NBZ-00069	90109	Ac-227	0.0598 U	0.214	0.0661	0.217	1.00 - 4.00
NBZ-00069	90109	Am-241	0.006 U	0.0192	0.0054	0.0454	1.00 - 4.00
NBZ-00069	90109	Bi-212	0.924	0.123	0.0818	2.15	1.00 - 4.00
NBZ-00069	90109	Bi-214	1.25	0.0297	0.0576	1.59	1.00 - 4.00
NBZ-00069	90109	Cd-113m	-27.3 UJ	138	46.4	3030	1.00 - 4.00
NBZ-00069	90109	Cm-243/244	-0.0013 U	0.0231	0.005	0.0443	1.00 - 4.00
NBZ-00069	90109	Co-60	-0.0028 U	0.0164	0.005	0.028	1.00 - 4.00
NBZ-00069	90109	Cs-134	-0.0033 U	0.0145	0.0051	0.0864	1.00 - 4.00
NBZ-00069	90109	Cs-137	0.0124 J	0.017	0.0063	0.207	1.00 - 4.00
NBZ-00069	90109	Eu-152	0.0146 U	0.0511	0.0216	0.0566	1.00 - 4.00
NBZ-00069	90109	Eu-154	-0.0481 U	0.0922	0.0302	0.15	1.00 - 4.00
NBZ-00069	90109	Eu-155	0.0147 U	0.0784	0.0234	0.231	1.00 - 4.00
NBZ-00069	90109	Ho-166m	0.0016 U	0.0257	0.0077	0.0432	1.00 - 4.00
NBZ-00069	90109	K-40	21.2	0.145	1.18	32.4	1.00 - 4.00
NBZ-00069	90109	Na-22	-0.0187 UJ	0.0192	0.0075	0.037	1.00 - 4.00
NBZ-00069	90109	Nb-94	0.0132 JS	0.0155	0.0055	0.0214	1.00 - 4.00
NBZ-00069	90109	Np-236	-0.0105 U	0.0417	0.0127	0.047	1.00 - 4.00
NBZ-00069	90109	Np-239	-0.0659 U	0.139	0.0456	0.139	1.00 - 4.00
NBZ-00069	90109	Pa-231	-0.0647 U	0.874	0.279	0.936	1.00 - 4.00
NBZ-00069	90109	Pb-212	1.52	0.0345	0.0905	2.69	1.00 - 4.00
NBZ-00069	90109	Pb-214	1.41	0.0363	0.0652	1.7	1.00 - 4.00
NBZ-00069	90109	Pu-238	-0.0028 U	0.025	0.0053	0.0415	1.00 - 4.00
NBZ-00069	90109	Pu-239/240	0.0033 U	0.0169	0.0043	0.0404	1.00 - 4.00
NBZ-00069	90109	Sb-125	0.0016 U	0.0447	0.0131	0.354	1.00 - 4.00
NBZ-00069	90109	Sn-126	0 U	0.0166	0.005	0.0237	1.00 - 4.00
NBZ-00069	90109	Sr-90	0.102	0.147	0.0482	0.485	1.00 - 4.00

Table A.2
Analytical Results Summary
Northern Buffer Zone, Round 1

Sample Location	Sample ID	Analyte Name	Activity	MDC	TPU	RTL	Sample Depth (feet bgs)
NBZ-00069	90109	Th-228	1.42 JL	0.0914	0.157	3.98	1.00 - 4.00
NBZ-00069	90109	Th-229	0.0729 L	0.131	0.0423	0.145	1.00 - 4.00
NBZ-00069	90109	Th-230	1.16 L	0.182	0.144	2.2	1.00 - 4.00
NBZ-00069	90109	Th-232	1.31 L	0.0328	0.147	3.1	1.00 - 4.00
NBZ-00069	90109	Th-234	1.78 J	0.345	0.192	3.19	1.00 - 4.00
NBZ-00069	90109	Tl-208	0.467	0.0159	0.0268	0.937	1.00 - 4.00
NBZ-00069	90109	Tm-171	-14.6 UJ	16.3	6.55	72.4	1.00 - 4.00
NBZ-00069	90109	U-233/234	1.21	0.111	0.12	2.02	1.00 - 4.00
NBZ-00069	90109	U-235/236	0.0719	0.0195	0.0233	0.151	1.00 - 4.00
NBZ-00069	90109	U-238	1.19	0.0158	0.115	1.8	1.00 - 4.00
NBZ-00070	90110	Ac-227	0.0617 U	0.182	0.0544	0.217	1.00 - 2.00
NBZ-00070	90110	Am-241	0.004 U	0.0198	0.0052	0.0454	1.00 - 2.00
NBZ-00070	90110	Bi-212	0.937	0.123	0.0756	2.15	1.00 - 2.00
NBZ-00070	90110	Bi-214	1.18	0.0258	0.0532	1.59	1.00 - 2.00
NBZ-00070	90110	Cd-113m	14 UJ	121	35.2	3030	1.00 - 2.00
NBZ-00070	90110	Cm-243/244	0.0021 U	0.0272	0.0068	0.0443	1.00 - 2.00
NBZ-00070	90110	Co-60	0.001 U	0.0164	0.0049	0.028	1.00 - 2.00
NBZ-00070	90110	Cs-134	-0.0022 U	0.0126	0.0044	0.0864	1.00 - 2.00
NBZ-00070	90110	Cs-137	-0.0015 U	0.0158	0.0056	0.207	1.00 - 2.00
NBZ-00070	90110	Eu-152	-0.0101 U	0.0429	0.014	0.0566	1.00 - 2.00
NBZ-00070	90110	Eu-154	-0.0065 U	0.0885	0.0302	0.15	1.00 - 2.00
NBZ-00070	90110	Eu-155	0.0634 JS	0.0662	0.0248	0.231	1.00 - 2.00
NBZ-00070	90110	Ho-166m	-0.0048 U	0.025	0.0074	0.0432	1.00 - 2.00
NBZ-00070	90110	K-40	22.6	0.119	1.27	32.4	1.00 - 2.00
NBZ-00070	90110	Na-22	-0.0063 U	0.0187	0.0068	0.037	1.00 - 2.00
NBZ-00070	90110	Nb-94	0.0026 U	0.0145	0.0042	0.0214	1.00 - 2.00
NBZ-00070	90110	Np-236	-0.0234 U	0.0345	0.012	0.047	1.00 - 2.00
NBZ-00070	90110	Np-239	0.0034 U	0.122	0.0353	0.139	1.00 - 2.00
NBZ-00070	90110	Pa-231	0.252 U	0.764	0.236	0.936	1.00 - 2.00
NBZ-00070	90110	Pb-212	1.54	0.0308	0.0903	2.69	1.00 - 2.00
NBZ-00070	90110	Pb-214	1.27	0.032	0.0586	1.7	1.00 - 2.00
NBZ-00070	90110	Pu-238	-0.0042 U	0.0224	0.0039	0.0415	1.00 - 2.00
NBZ-00070	90110	Pu-239/240	0.0047 U	0.0224	0.006	0.0404	1.00 - 2.00

Table A.2
Analytical Results Summary
Northern Buffer Zone, Round 1

Sample Location	Sample ID	Analyte Name	Activity	MDC	TPU	RTL	Sample Depth (feet bgs)
NBZ-00070	90110	Sb-125	0.012 U	0.0405	0.0122	0.354	1.00 - 2.00
NBZ-00070	90110	Sn-126	0.0013 U	0.0162	0.0047	0.0237	1.00 - 2.00
NBZ-00070	90110	Sr-90	0.129	0.158	0.0525	0.485	1.00 - 2.00
NBZ-00070	90110	Th-228	1.57 JL	0.177	0.173	3.98	1.00 - 2.00
NBZ-00070	90110	Th-229	0.0982 L	0.114	0.0429	0.145	1.00 - 2.00
NBZ-00070	90110	Th-230	1.24 L	0.132	0.146	2.2	1.00 - 2.00
NBZ-00070	90110	Th-232	1.38 JL	0.0331	0.153	3.1	1.00 - 2.00
NBZ-00070	90110	Th-234	1.46 J	0.273	0.15	3.19	1.00 - 2.00
NBZ-00070	90110	Tl-208	0.461	0.0151	0.0257	0.937	1.00 - 2.00
NBZ-00070	90110	Tm-171	-3.1 U	11.6	3.97	72.4	1.00 - 2.00
NBZ-00070	90110	U-233/234	0.986	0.0887	0.101	2.02	1.00 - 2.00
NBZ-00070	90110	U-235/236	0.0468	0.0181	0.018	0.151	1.00 - 2.00
NBZ-00070	90110	U-238	0.982	0.0426	0.0983	1.8	1.00 - 2.00
NBZ-00071	90111	Ac-227	-0.119 U	0.204	0.0684	0.217	1.00 - 5.00
NBZ-00071	90111	Am-241	0.0012 U	0.0165	0.0037	0.0454	1.00 - 5.00
NBZ-00071	90111	Bi-212	0.957	0.128	0.0784	2.15	1.00 - 5.00
NBZ-00071	90111	Bi-214	1.89	0.031	0.081	1.59	1.00 - 5.00
NBZ-00071	90111	Cd-113m	-59.5 UJ	135	44.7	3030	1.00 - 5.00
NBZ-00071	90111	Cm-243/244	-0.0082 U	0.0311	0.0065	0.0443	1.00 - 5.00
NBZ-00071	90111	Co-60	0.0011 U	0.0182	0.0052	0.028	1.00 - 5.00
NBZ-00071	90111	Cs-134	-0.0029 U	0.0147	0.005	0.0864	1.00 - 5.00
NBZ-00071	90111	Cs-137	0.0046 U	0.0163	0.0055	0.207	1.00 - 5.00
NBZ-00071	90111	Eu-152	0.0061 U	0.0482	0.0179	0.0566	1.00 - 5.00
NBZ-00071	90111	Eu-154	0.0145 U	0.0961	0.0331	0.15	1.00 - 5.00
NBZ-00071	90111	Eu-155	0.084 JS	0.0706	0.0255	0.231	1.00 - 5.00
NBZ-00071	90111	Ho-166m	0.0047 U	0.027	0.008	0.0432	1.00 - 5.00
NBZ-00071	90111	K-40	21	0.133	1.2	32.4	1.00 - 5.00
NBZ-00071	90111	Na-22	0.0018 U	0.0198	0.0066	0.037	1.00 - 5.00
NBZ-00071	90111	Nb-94	0.0107 JS	0.0156	0.0051	0.0214	1.00 - 5.00
NBZ-00071	90111	Np-236	-0.0013 U	0.0399	0.0117	0.047	1.00 - 5.00
NBZ-00071	90111	Np-239	-0.0516 U	0.134	0.0422	0.139	1.00 - 5.00
NBZ-00071	90111	Pa-231	-0.164 U	0.85	0.26	0.936	1.00 - 5.00
NBZ-00071	90111	Pb-212	1.44	0.0347	0.0911	2.69	1.00 - 5.00

Table A.2
Analytical Results Summary
Northern Buffer Zone, Round 1

Sample Location	Sample ID	Analyte Name	Activity	MDC	TPU	RTL	Sample Depth (feet bgs)
NBZ-00071	90111	Pb-214	2.01	0.0343	0.0941	1.7	1.00 - 5.00
NBZ-00071	90111	Pu-238	0.0066	0.006	0.0039	0.0415	1.00 - 5.00
NBZ-00071	90111	Pu-239/240	-0.0017 U	0.0289	0.0067	0.0404	1.00 - 5.00
NBZ-00071	90111	Sb-125	0.0099 U	0.0459	0.0141	0.354	1.00 - 5.00
NBZ-00071	90111	Sn-126	-0.0029 U	0.0168	0.005	0.0237	1.00 - 5.00
NBZ-00071	90111	Sr-90	-0.0208 U	0.0903	0.0208	0.485	1.00 - 5.00
NBZ-00071	90111	Th-228	1.32 L	0.0693	0.12	3.98	1.00 - 5.00
NBZ-00071	90111	Th-229	-0.0073 UL	0.0678	0.0126	0.145	1.00 - 5.00
NBZ-00071	90111	Th-230	1.95 L	0.121	0.157	2.2	1.00 - 5.00
NBZ-00071	90111	Th-232	1.42 L	0.0534	0.124	3.1	1.00 - 5.00
NBZ-00071	90111	Th-234	2.07	0.32	0.176	3.19	1.00 - 5.00
NBZ-00071	90111	Tl-208	0.489	0.0164	0.0281	0.937	1.00 - 5.00
NBZ-00071	90111	Tm-171	2.9 U	12.7	4.46	72.4	1.00 - 5.00
NBZ-00071	90111	U-233/234	1.61	0.104	0.147	2.02	1.00 - 5.00
NBZ-00071	90111	U-235/236	0.0848	0.0192	0.0252	0.151	1.00 - 5.00
NBZ-00071	90111	U-238	1.81	0.0518	0.16	1.8	1.00 - 5.00
NBZ-00072	90112	Ac-227	-0.0677 U	0.18	0.0575	0.217	1.00 - 5.00
NBZ-00072	90112	Am-241	0.0135	0.0209	0.0072	0.0454	1.00 - 5.00
NBZ-00072	90112	Bi-212	0.972	0.122	0.0766	2.15	1.00 - 5.00
NBZ-00072	90112	Bi-214	1.03	0.0276	0.0479	1.59	1.00 - 5.00
NBZ-00072	90112	Cd-113m	-26.3 UJ	120	37.3	3030	1.00 - 5.00
NBZ-00072	90112	Cm-243/244	-0.0001 U	0.0287	0.0068	0.0443	1.00 - 5.00
NBZ-00072	90112	Co-60	0.0011 U	0.0167	0.0049	0.028	1.00 - 5.00
NBZ-00072	90112	Cs-134	-0.003 U	0.0137	0.0048	0.0864	1.00 - 5.00
NBZ-00072	90112	Cs-137	-0.0146 UJ	0.0156	0.006	0.207	1.00 - 5.00
NBZ-00072	90112	Eu-152	0.0189 U	0.0441	0.0186	0.0566	1.00 - 5.00
NBZ-00072	90112	Eu-154	-0.0209 U	0.0933	0.0281	0.15	1.00 - 5.00
NBZ-00072	90112	Eu-155	0.0514 JS	0.0621	0.0219	0.231	1.00 - 5.00
NBZ-00072	90112	Ho-166m	-0.0036 U	0.0243	0.0074	0.0432	1.00 - 5.00
NBZ-00072	90112	K-40	21.8	0.11	1.3	32.4	1.00 - 5.00
NBZ-00072	90112	Na-22	0.0025 U	0.0196	0.0058	0.037	1.00 - 5.00
NBZ-00072	90112	Nb-94	0.002 U	0.0145	0.0044	0.0214	1.00 - 5.00
NBZ-00072	90112	Np-236	-0.0222 U	0.0341	0.0114	0.047	1.00 - 5.00

Table A.2
Analytical Results Summary
Northern Buffer Zone, Round 1

Sample Location	Sample ID	Analyte Name	Activity	MDC	TPU	RTL	Sample Depth (feet bgs)
NBZ-00072	90112	Np-239	0.0365 U	0.124	0.038	0.139	1.00 - 5.00
NBZ-00072	90112	Pa-231	-0.376 U	0.743	0.255	0.936	1.00 - 5.00
NBZ-00072	90112	Pb-212	1.4	0.0308	0.0858	2.69	1.00 - 5.00
NBZ-00072	90112	Pb-214	1.11	0.0313	0.055	1.7	1.00 - 5.00
NBZ-00072	90112	Pu-238	-0.0012 U	0.022	0.0048	0.0415	1.00 - 5.00
NBZ-00072	90112	Pu-239/240	-0.0056 U	0.0263	0.0054	0.0404	1.00 - 5.00
NBZ-00072	90112	Sb-125	-0.0087 U	0.0405	0.0121	0.354	1.00 - 5.00
NBZ-00072	90112	Sn-126	-0.0025 U	0.0159	0.0049	0.0237	1.00 - 5.00
NBZ-00072	90112	Sr-90	-0.048 U	0.119	0.0246	0.485	1.00 - 5.00
NBZ-00072	90112	Th-228	1.07 L	0.128	0.108	3.98	1.00 - 5.00
NBZ-00072	90112	Th-229	-0.0275 UL	0.109	0.0238	0.145	1.00 - 5.00
NBZ-00072	90112	Th-230	0.714 L	0.0901	0.0816	2.2	1.00 - 5.00
NBZ-00072	90112	Th-232	0.959 L	0.0504	0.0946	3.1	1.00 - 5.00
NBZ-00072	90112	Th-234	1.51	0.271	0.143	3.19	1.00 - 5.00
NBZ-00072	90112	Tl-208	0.425	0.0155	0.024	0.937	1.00 - 5.00
NBZ-00072	90112	Tm-171	-4.88 U	10.5	3.88	72.4	1.00 - 5.00
NBZ-00072	90112	U-233/234	0.678	0.0715	0.0779	2.02	1.00 - 5.00
NBZ-00072	90112	U-235/236	0.0289	0.0431	0.016	0.151	1.00 - 5.00
NBZ-00072	90112	U-238	0.787	0.0495	0.0849	1.8	1.00 - 5.00
NBZ-00073	90113	Ac-227	0.0244 U	0.19	0.058	0.217	1.00 - 5.00
NBZ-00073	90113	Am-241	0.0042 U	0.0208	0.0054	0.0454	1.00 - 5.00
NBZ-00073	90113	Bi-212	0.905 J	0.138	0.092	2.15	1.00 - 5.00
NBZ-00073	90113	Bi-214	0.995	0.0316	0.0487	1.59	1.00 - 5.00
NBZ-00073	90113	Cd-113m	-19.1 UJ	121	40.5	3030	1.00 - 5.00
NBZ-00073	90113	Cm-243/244	-0.0028 U	0.0329	0.0077	0.0443	1.00 - 5.00
NBZ-00073	90113	Co-60	-0.0159 UJ	0.0172	0.0067	0.028	1.00 - 5.00
NBZ-00073	90113	Cs-134	-0.0015 U	0.0149	0.0052	0.0864	1.00 - 5.00
NBZ-00073	90113	Cs-137	-0.0023 U	0.0194	0.0058	0.207	1.00 - 5.00
NBZ-00073	90113	Eu-152	-0.0382 UJ	0.0445	0.0188	0.0566	1.00 - 5.00
NBZ-00073	90113	Eu-154	-0.0146 U	0.109	0.0323	0.15	1.00 - 5.00
NBZ-00073	90113	Eu-155	0.0291 U	0.0604	0.019	0.231	1.00 - 5.00
NBZ-00073	90113	Ho-166m	-0.0075 U	0.0272	0.0085	0.0432	1.00 - 5.00
NBZ-00073	90113	K-40	22.5	0.143	1.21	32.4	1.00 - 5.00

Table A.2
Analytical Results Summary
Northern Buffer Zone, Round 1

Sample Location	Sample ID	Analyte Name	Activity	MDC	TPU	RTL	Sample Depth (feet bgs)
NBZ-00073	90113	Na-22	-0.0036 U	0.0223	0.0067	0.037	1.00 - 5.00
NBZ-00073	90113	Nb-94	0.0065 U	0.0166	0.0051	0.0214	1.00 - 5.00
NBZ-00073	90113	Np-236	-0.0332 UJ	0.0326	0.0126	0.047	1.00 - 5.00
NBZ-00073	90113	Np-239	-0.0714 U	0.122	0.0413	0.139	1.00 - 5.00
NBZ-00073	90113	Pa-231	-0.336 U	0.761	0.258	0.936	1.00 - 5.00
NBZ-00073	90113	Pb-212	1.24	0.031	0.0691	2.69	1.00 - 5.00
NBZ-00073	90113	Pb-214	1.05	0.0335	0.049	1.7	1.00 - 5.00
NBZ-00073	90113	Pu-238	0	0.0063	0.0023	0.0415	1.00 - 5.00
NBZ-00073	90113	Pu-239/240	0.0013 U	0.0182	0.004	0.0404	1.00 - 5.00
NBZ-00073	90113	Sb-125	0.004 U	0.0435	0.0127	0.354	1.00 - 5.00
NBZ-00073	90113	Sn-126	0.0053 U	0.0184	0.0056	0.0237	1.00 - 5.00
NBZ-00073	90113	Sr-90	0.0097 U	0.173	0.0481	0.485	1.00 - 5.00
NBZ-00073	90113	Th-228	1.22 L	0.0945	0.118	3.98	1.00 - 5.00
NBZ-00073	90113	Th-229	0.0154 UL	0.0567	0.0154	0.145	1.00 - 5.00
NBZ-00073	90113	Th-230	0.707 L	0.0827	0.0842	2.2	1.00 - 5.00
NBZ-00073	90113	Th-232	1.08 L	0.0825	0.108	3.1	1.00 - 5.00
NBZ-00073	90113	Th-234	1.04 J	0.241	0.109	3.19	1.00 - 5.00
NBZ-00073	90113	Tl-208	0.455	0.0165	0.0274	0.937	1.00 - 5.00
NBZ-00073	90113	Tm-171	-0.966 U	7.3	2.44	72.4	1.00 - 5.00
NBZ-00073	90113	U-233/234	0.623	0.0534	0.0747	2.02	1.00 - 5.00
NBZ-00073	90113	U-235/236	0.0093 U	0.0465	0.0116	0.151	1.00 - 5.00
NBZ-00073	90113	U-238	0.675	0.0376	0.0781	1.8	1.00 - 5.00
NBZ-00074	90114	Ac-227	-0.0592 U	0.161	0.0497	0.217	0.00 - 1.50
NBZ-00074	90114	Am-241	-0.0041 U	0.0172	0.003	0.0454	0.00 - 1.50
NBZ-00074	90114	Bi-212	0.8	0.108	0.0651	2.15	0.00 - 1.50
NBZ-00074	90114	Bi-214	0.901	0.0258	0.0427	1.59	0.00 - 1.50
NBZ-00074	90114	Cd-113m	-35.3 UJ	105	32.2	3030	0.00 - 1.50
NBZ-00074	90114	Cm-243/244	0.0011 U	0.015	0.0033	0.0443	0.00 - 1.50
NBZ-00074	90114	Co-60	-0.0029 U	0.0144	0.0042	0.028	0.00 - 1.50
NBZ-00074	90114	Cs-134	-0.0025 U	0.0125	0.0045	0.0864	0.00 - 1.50
NBZ-00074	90114	Cs-137	0.0203	0.0145	0.0052	0.207	0.00 - 1.50
NBZ-00074	90114	Eu-152	-0.0114 U	0.0391	0.0124	0.0566	0.00 - 1.50
NBZ-00074	90114	Eu-154	0.118 J	0.0826	0.0628	0.15	0.00 - 1.50

Table A.2
Analytical Results Summary
Northern Buffer Zone, Round 1

Sample Location	Sample ID	Analyte Name	Activity	MDC	TPU	RTL	Sample Depth (feet bgs)
NBZ-00074	90114	Eu-155	0.0648 JS	0.0551	0.0207	0.231	0.00 - 1.50
NBZ-00074	90114	Ho-166m	-0.0139 U	0.0215	0.0073	0.0432	0.00 - 1.50
NBZ-00074	90114	K-40	19	0.11	1.04	32.4	0.00 - 1.50
NBZ-00074	90114	Na-22	-0.0081 U	0.016	0.0053	0.037	0.00 - 1.50
NBZ-00074	90114	Nb-94	0.0038 U	0.0132	0.0039	0.0214	0.00 - 1.50
NBZ-00074	90114	Np-236	-0.0185 U	0.0301	0.0108	0.047	0.00 - 1.50
NBZ-00074	90114	Np-239	-0.0625 U	0.108	0.0352	0.139	0.00 - 1.50
NBZ-00074	90114	Pa-231	0.0018 U	0.677	0.199	0.936	0.00 - 1.50
NBZ-00074	90114	Pb-212	1.32	0.0269	0.0709	2.69	0.00 - 1.50
NBZ-00074	90114	Pb-214	1	0.0281	0.0457	1.7	0.00 - 1.50
NBZ-00074	90114	Pu-238	-0.0067 U	0.0279	0.0049	0.0415	0.00 - 1.50
NBZ-00074	90114	Pu-239/240	0.0098	0.0232	0.0071	0.0404	0.00 - 1.50
NBZ-00074	90114	Sb-125	0.005 U	0.0361	0.0108	0.354	0.00 - 1.50
NBZ-00074	90114	Sn-126	0.0013 U	0.0141	0.0041	0.0237	0.00 - 1.50
NBZ-00074	90114	Sr-90	0.0435 U	0.199	0.0579	0.485	0.00 - 1.50
NBZ-00074	90114	Th-228	1 L	0.0622	0.106	3.98	0.00 - 1.50
NBZ-00074	90114	Th-229	0.0579 L	0.0609	0.025	0.145	0.00 - 1.50
NBZ-00074	90114	Th-230	0.619 L	0.108	0.0824	2.2	0.00 - 1.50
NBZ-00074	90114	Th-232	0.97 L	0.0223	0.102	3.1	0.00 - 1.50
NBZ-00074	90114	Th-234	1.44	0.229	0.131	3.19	0.00 - 1.50
NBZ-00074	90114	Tl-208	0.407	0.0137	0.0231	0.937	0.00 - 1.50
NBZ-00074	90114	Tm-171	-1.37 U	9.01	3.05	72.4	0.00 - 1.50
NBZ-00074	90114	U-233/234	0.865	0.082	0.0924	2.02	0.00 - 1.50
NBZ-00074	90114	U-235/236	0.0087 U	0.0435	0.0109	0.151	0.00 - 1.50
NBZ-00074	90114	U-238	0.84	0.015	0.0882	1.8	0.00 - 1.50
NBZ-00075	90115	Ac-227	0.0089 U	0.212	0.0629	0.217	0.00 - 0.50
NBZ-00075	90115	Am-241	-0.0086 U	0.0314	0.0068	0.0454	0.00 - 0.50
NBZ-00075	90115	Bi-212	0.72 J	0.138	0.0759	2.15	0.00 - 0.50
NBZ-00075	90115	Bi-214	0.876	0.0325	0.0431	1.59	0.00 - 0.50
NBZ-00075	90115	Cd-113m	29 U	141	45.5	3030	0.00 - 0.50
NBZ-00075	90115	Cm-243/244	-0.0081 U	0.0324	0.0072	0.0443	0.00 - 0.50
NBZ-00075	90115	Co-60	-0.0047 U	0.0184	0.0057	0.028	0.00 - 0.50
NBZ-00075	90115	Cs-134	0.0234 SJ	0.0171	0.0088	0.0864	0.00 - 0.50

Table A.2
Analytical Results Summary
Northern Buffer Zone, Round 1

Sample Location	Sample ID	Analyte Name	Activity	MDC	TPU	RTL	Sample Depth (feet bgs)
NBZ-00075	90115	Cs-137	0.0423	0.0189	0.0079	0.207	0.00 - 0.50
NBZ-00075	90115	Eu-152	-0.0233 U	0.051	0.0179	0.0566	0.00 - 0.50
NBZ-00075	90115	Eu-154	-0.0276 U	0.11	0.033	0.15	0.00 - 0.50
NBZ-00075	90115	Eu-155	0.0807 SJ	0.0741	0.0269	0.231	0.00 - 0.50
NBZ-00075	90115	Ho-166m	-0.0007 U	0.0291	0.0086	0.0432	0.00 - 0.50
NBZ-00075	90115	K-40	20.2	0.139	1.25	32.4	0.00 - 0.50
NBZ-00075	90115	Na-22	-0.0158 UJ	0.0221	0.0078	0.037	0.00 - 0.50
NBZ-00075	90115	Nb-94	0.0137 SJ	0.0177	0.006	0.0214	0.00 - 0.50
NBZ-00075	90115	Np-236	-0.0304 SUJ	0.0395	0.0144	0.047	0.00 - 0.50
NBZ-00075	90115	Np-239	-0.0223 U	0.141	0.0422	0.139	0.00 - 0.50
NBZ-00075	90115	Pa-231	-0.596 UJ	0.872	0.303	0.936	0.00 - 0.50
NBZ-00075	90115	Pb-212	1.31	0.0356	0.0851	2.69	0.00 - 0.50
NBZ-00075	90115	Pb-214	0.973	0.0379	0.0485	1.7	0.00 - 0.50
NBZ-00075	90115	Pu-238	0.0018 U	0.025	0.0055	0.0415	0.00 - 0.50
NBZ-00075	90115	Pu-239/240	-0.0037 U	0.0287	0.0051	0.0404	0.00 - 0.50
NBZ-00075	90115	Sb-125	-0.0133 U	0.0472	0.015	0.354	0.00 - 0.50
NBZ-00075	90115	Sn-126	0.001 U	0.0184	0.0054	0.0237	0.00 - 0.50
NBZ-00075	90115	Sr-90	0.0025 U	0.121	0.0319	0.485	0.00 - 0.50
NBZ-00075	90115	Th-228	1.49 L	0.105	0.128	3.98	0.00 - 0.50
NBZ-00075	90115	Th-229	0.062 L	0.0828	0.0286	0.145	0.00 - 0.50
NBZ-00075	90115	Th-230	0.757 L	0.103	0.0849	2.2	0.00 - 0.50
NBZ-00075	90115	Th-232	1.34 L	0.0186	0.116	3.1	0.00 - 0.50
NBZ-00075	90115	Th-234	1.62 J	0.408	0.423	3.19	0.00 - 0.50
NBZ-00075	90115	Tl-208	0.392	0.0184	0.0233	0.937	0.00 - 0.50
NBZ-00075	90115	Tm-171	-12.6 UJ	16.8	5.98	72.4	0.00 - 0.50
NBZ-00075	90115	U-233/234	0.813	0.113	0.0951	2.02	0.00 - 0.50
NBZ-00075	90115	U-235/236	0.0625	0.0212	0.0225	0.151	0.00 - 0.50
NBZ-00075	90115	U-238	0.878	0.0171	0.0955	1.8	0.00 - 0.50
NBZ-00076	90117	Ac-227	0.0204 U	0.207	0.0608	0.217	0.00 - 0.50
NBZ-00076	90117	Am-241	0.0014 U	0.0198	0.0044	0.0454	0.00 - 0.50
NBZ-00076	90117	Bi-212	0.767 J	0.129	0.0879	2.15	0.00 - 0.50
NBZ-00076	90117	Bi-214	0.912	0.03	0.0454	1.59	0.00 - 0.50
NBZ-00076	90117	Cd-113m	64.5 U	142	49.3	3030	0.00 - 0.50

Table A.2
Analytical Results Summary
Northern Buffer Zone, Round 1

Sample Location	Sample ID	Analyte Name	Activity	MDC	TPU	RTL	Sample Depth (feet bgs)
NBZ-00076	90117	Cm-243/244	-0.0085 U	0.04	0.009	0.0443	0.00 - 0.50
NBZ-00076	90117	Co-60	0.0055 U	0.0181	0.0054	0.028	0.00 - 0.50
NBZ-00076	90117	Cs-134	0.0106 SJ	0.0164	0.0061	0.0864	0.00 - 0.50
NBZ-00076	90117	Cs-137	0.0521	0.019	0.0073	0.207	0.00 - 0.50
NBZ-00076	90117	Eu-152	-0.0231 U	0.0505	0.027	0.0566	0.00 - 0.50
NBZ-00076	90117	Eu-154	-0.086 UJ	0.0941	0.0359	0.15	0.00 - 0.50
NBZ-00076	90117	Eu-155	0.0466 SJ	0.0784	0.0259	0.231	0.00 - 0.50
NBZ-00076	90117	Ho-166m	-0.0117 U	0.0257	0.0081	0.0432	0.00 - 0.50
NBZ-00076	90117	K-40	20.2	0.13	1.1	32.4	0.00 - 0.50
NBZ-00076	90117	Na-22	-0.0007 U	0.0209	0.0063	0.037	0.00 - 0.50
NBZ-00076	90117	Nb-94	-0.0003 U	0.0153	0.0045	0.0214	0.00 - 0.50
NBZ-00076	90117	Np-236	-0.0117 U	0.0413	0.0129	0.047	0.00 - 0.50
NBZ-00076	90117	Np-239	0.0066 U	0.139	0.0406	0.139	0.00 - 0.50
NBZ-00076	90117	Pa-231	-0.26 UJ	0.864	0.302	0.936	0.00 - 0.50
NBZ-00076	90117	Pb-212	1.32	0.0344	0.0764	2.69	0.00 - 0.50
NBZ-00076	90117	Pb-214	1.08	0.0356	0.0523	1.7	0.00 - 0.50
NBZ-00076	90117	Pu-238	0.0015 U	0.0109	0.0026	0.0415	0.00 - 0.50
NBZ-00076	90117	Pu-239/240	0.0118	0.0109	0.0047	0.0404	0.00 - 0.50
NBZ-00076	90117	Sb-125	-0.0165 U	0.0462	0.0145	0.354	0.00 - 0.50
NBZ-00076	90117	Sn-126	0.0038 U	0.0177	0.0052	0.0237	0.00 - 0.50
NBZ-00076	90117	Sr-90	-0.0326 U	0.114	0.0264	0.485	0.00 - 0.50
NBZ-00076	90117	Th-228	1.42 L	0.0892	0.11	3.98	0.00 - 0.50
NBZ-00076	90117	Th-229	0.0453 L	0.084	0.0263	0.145	0.00 - 0.50
NBZ-00076	90117	Th-230	0.985 L	0.0709	0.0854	2.2	0.00 - 0.50
NBZ-00076	90117	Th-232	1.25 L	0.0369	0.0979	3.1	0.00 - 0.50
NBZ-00076	90117	Th-234	1.48 J	0.342	0.165	3.19	0.00 - 0.50
NBZ-00076	90117	Tl-208	0.422	0.0162	0.025	0.937	0.00 - 0.50
NBZ-00076	90117	Tm-171	-15.9 UJ	17.1	7.05	72.4	0.00 - 0.50
NBZ-00076	90117	U-233/234	0.884	0.098	0.0868	2.02	0.00 - 0.50
NBZ-00076	90117	U-235/236	0.0596	0.0456	0.0202	0.151	0.00 - 0.50
NBZ-00076	90117	U-238	0.861	0.0444	0.0817	1.8	0.00 - 0.50
NBZ-00077	90119	Ac-227	0.0781 U	0.199	0.0621	0.217	0.00 - 0.50
NBZ-00077	90119	Am-241	0.00475	0.0117	0.00419	0.0454	0.00 - 0.50

Table A.2
Analytical Results Summary
Northern Buffer Zone, Round 1

Sample Location	Sample ID	Analyte Name	Activity	MDC	TPU	RTL	Sample Depth (feet bgs)
NBZ-00077	90119	Bi-212	0.942 J	0.13	0.0944	2.15	0.00 - 0.50
NBZ-00077	90119	Bi-214	1.02	0.0298	0.0541	1.59	0.00 - 0.50
NBZ-00077	90119	Cd-113m	-16.7 U	134	44.2	3030	0.00 - 0.50
NBZ-00077	90119	Cm-243/244	0.0083 U	0.0476	0.0134	0.0443	0.00 - 0.50
NBZ-00077	90119	Co-60	0.0058 U	0.0179	0.0052	0.028	0.00 - 0.50
NBZ-00077	90119	Cs-134	0.0059 U	0.016	0.0055	0.0864	0.00 - 0.50
NBZ-00077	90119	Cs-137	0.118	0.0179	0.0105	0.207	0.00 - 0.50
NBZ-00077	90119	Eu-152	-0.0212 U	0.0467	0.0187	0.0566	0.00 - 0.50
NBZ-00077	90119	Eu-154	-0.0629 U	0.0969	0.0328	0.15	0.00 - 0.50
NBZ-00077	90119	Eu-155	0.0623 SJ	0.071	0.0252	0.231	0.00 - 0.50
NBZ-00077	90119	Ho-166m	-0.0007 U	0.0277	0.0083	0.0432	0.00 - 0.50
NBZ-00077	90119	K-40	20.5	0.143	1.15	32.4	0.00 - 0.50
NBZ-00077	90119	Na-22	-0.0014 U	0.0209	0.0062	0.037	0.00 - 0.50
NBZ-00077	90119	Nb-94	0.0015 U	0.0158	0.0047	0.0214	0.00 - 0.50
NBZ-00077	90119	Np-236	0.0008 U	0.0383	0.0112	0.047	0.00 - 0.50
NBZ-00077	90119	Np-239	-0.0117 U	0.133	0.0402	0.139	0.00 - 0.50
NBZ-00077	90119	Pa-231	-0.188 UJ	0.821	0.275	0.936	0.00 - 0.50
NBZ-00077	90119	Pb-212	1.4	0.033	0.082	2.69	0.00 - 0.50
NBZ-00077	90119	Pb-214	1.12	0.0341	0.053	1.7	0.00 - 0.50
NBZ-00077	90119	Pu-238	0.0269	0.0267	0.0104	0.0415	0.00 - 0.50
NBZ-00077	90119	Pu-239/240	0.0137	0.0112	0.0055	0.0404	0.00 - 0.50
NBZ-00077	90119	Sb-125	0.0011 U	0.0455	0.0132	0.354	0.00 - 0.50
NBZ-00077	90119	Sn-126	0.0059 U	0.0181	0.0055	0.0237	0.00 - 0.50
NBZ-00077	90119	Sr-90	0.0805	0.113	0.0368	0.485	0.00 - 0.50
NBZ-00077	90119	Th-228	1.1 L	0.0824	0.093	3.98	0.00 - 0.50
NBZ-00077	90119	Th-229	0.0307 UL	0.0996	0.029	0.145	0.00 - 0.50
NBZ-00077	90119	Th-230	0.729 L	0.0549	0.0707	2.2	0.00 - 0.50
NBZ-00077	90119	Th-232	0.834 L	0.0548	0.0765	3.1	0.00 - 0.50
NBZ-00077	90119	Th-234	1.36 J	0.306	0.15	3.19	0.00 - 0.50
NBZ-00077	90119	Tl-208	0.425	0.0173	0.0253	0.937	0.00 - 0.50
NBZ-00077	90119	Tm-171	-13.1 UJ	12.5	5.47	72.4	0.00 - 0.50
NBZ-00077	90119	U-233/234	0.754	0.068	0.0805	2.02	0.00 - 0.50
NBZ-00077	90119	U-235/236	0.0648	0.0484	0.0226	0.151	0.00 - 0.50

Table A.2
Analytical Results Summary
Northern Buffer Zone, Round 1

Sample Location	Sample ID	Analyte Name	Activity	MDC	TPU	RTL	Sample Depth (feet bgs)
NBZ-00077	90119	U-238	0.694	0.0449	0.0751	1.8	0.00 - 0.50
NBZ-00077	90120	Ac-227	0.0546 U	0.235	0.0696	0.217	1.00 - 3.00
NBZ-00077	90120	Am-241	0.0018 U	0.0194	0.0046	0.0454	1.00 - 3.00
NBZ-00077	90120	Bi-212	1.07	0.146	0.102	2.15	1.00 - 3.00
NBZ-00077	90120	Bi-214	1.07	0.0343	0.058	1.59	1.00 - 3.00
NBZ-00077	90120	Cd-113m	-157 UJ	154	65.6	3030	1.00 - 3.00
NBZ-00077	90120	Cm-243/244	0.0009 U	0.0234	0.0055	0.0443	1.00 - 3.00
NBZ-00077	90120	Co-60	0.0031 U	0.0194	0.0057	0.028	1.00 - 3.00
NBZ-00077	90120	Cs-134	0.0138 JS	0.018	0.0068	0.0864	1.00 - 3.00
NBZ-00077	90120	Cs-137	-0.0108 U	0.0195	0.0066	0.207	1.00 - 3.00
NBZ-00077	90120	Eu-152	-0.0066 U	0.0562	0.0246	0.0566	1.00 - 3.00
NBZ-00077	90120	Eu-154	-0.0647 U	0.103	0.0353	0.15	1.00 - 3.00
NBZ-00077	90120	Eu-155	0.0454 JS	0.0876	0.0283	0.231	1.00 - 3.00
NBZ-00077	90120	Ho-166m	0.0172 JS	0.031	0.0096	0.0432	1.00 - 3.00
NBZ-00077	90120	K-40	20.7	0.137	1.14	32.4	1.00 - 3.00
NBZ-00077	90120	Na-22	-0.0168 UJ	0.0231	0.0083	0.037	1.00 - 3.00
NBZ-00077	90120	Nb-94	0.0069 U	0.0178	0.0053	0.0214	1.00 - 3.00
NBZ-00077	90120	Np-236	-0.0028 U	0.0465	0.0141	0.047	1.00 - 3.00
NBZ-00077	90120	Np-239	0.0194 U	0.159	0.0467	0.139	1.00 - 3.00
NBZ-00077	90120	Pa-231	-0.666 U	0.961	0.356	0.936	1.00 - 3.00
NBZ-00077	90120	Pb-212	1.65	0.0388	0.0956	2.69	1.00 - 3.00
NBZ-00077	90120	Pb-214	1.21	0.0401	0.0591	1.7	1.00 - 3.00
NBZ-00077	90120	Pu-238	0.0018 U	0.0191	0.0045	0.0415	1.00 - 3.00
NBZ-00077	90120	Pu-239/240	0.0014 U	0.0246	0.006	0.0404	1.00 - 3.00
NBZ-00077	90120	Sb-125	-0.0056 U	0.0517	0.0155	0.354	1.00 - 3.00
NBZ-00077	90120	Sn-126	0.0049 U	0.0204	0.0059	0.0237	1.00 - 3.00
NBZ-00077	90120	Sr-90	-0.0109 U	0.142	0.0366	0.485	1.00 - 3.00
NBZ-00077	90120	Th-228	1.72 JL	0.0964	0.165	3.98	1.00 - 3.00
NBZ-00077	90120	Th-229	0 UJL	0.153	0.038	0.145	1.00 - 3.00
NBZ-00077	90120	Th-230	0.912 L	0.109	0.111	2.2	1.00 - 3.00
NBZ-00077	90120	Th-232	1.57 JL	0.0274	0.153	3.1	1.00 - 3.00
NBZ-00077	90120	Th-234	1.85 J	0.467	0.475	3.19	1.00 - 3.00
NBZ-00077	90120	Tl-208	0.509	0.0191	0.0305	0.937	1.00 - 3.00

Table A.2
Analytical Results Summary
Northern Buffer Zone, Round 1

Sample Location	Sample ID	Analyte Name	Activity	MDC	TPU	RTL	Sample Depth (feet bgs)
NBZ-00077	90120	Tm-171	-13.2 U	19.5	6.88	72.4	1.00 - 3.00
NBZ-00077	90120	U-233/234	0.902	0.0771	0.0954	2.02	1.00 - 3.00
NBZ-00077	90120	U-235/236	0.0835	0.0189	0.0248	0.151	1.00 - 3.00
NBZ-00077	90120	U-238	0.928	0.051	0.0961	1.8	1.00 - 3.00
NBZ-00078	90121	Ac-227	-0.0517 U	0.156	0.0476	0.217	0.00 - 0.50
NBZ-00078	90121	Am-241	0.0109 U	0.0439	0.0122	0.0454	0.00 - 0.50
NBZ-00078	90121	Bi-212	0.804 J	0.102	0.07	2.15	0.00 - 0.50
NBZ-00078	90121	Bi-214	0.863	0.0235	0.041	1.59	0.00 - 0.50
NBZ-00078	90121	Cd-113m	-55 U	102	33	3030	0.00 - 0.50
NBZ-00078	90121	Cm-243/244	-0.0113 U	0.0535	0.012	0.0443	0.00 - 0.50
NBZ-00078	90121	Co-60	-0.0059 U	0.0138	0.0045	0.028	0.00 - 0.50
NBZ-00078	90121	Cs-134	-0.002 U	0.0113	0.004	0.0864	0.00 - 0.50
NBZ-00078	90121	Cs-137	0.0276	0.0155	0.0066	0.207	0.00 - 0.50
NBZ-00078	90121	Eu-152	-0.0346 UJ	0.0363	0.0138	0.0566	0.00 - 0.50
NBZ-00078	90121	Eu-154	-0.051 U	0.0746	0.0259	0.15	0.00 - 0.50
NBZ-00078	90121	Eu-155	0.035 SJ	0.0542	0.0184	0.231	0.00 - 0.50
NBZ-00078	90121	Ho-166m	0.0002 U	0.0206	0.0059	0.0432	0.00 - 0.50
NBZ-00078	90121	K-40	20	0.103	1.14	32.4	0.00 - 0.50
NBZ-00078	90121	Na-22	-0.0051 U	0.0165	0.0052	0.037	0.00 - 0.50
NBZ-00078	90121	Nb-94	0.0041 U	0.0125	0.0037	0.0214	0.00 - 0.50
NBZ-00078	90121	Np-236	-0.0141 U	0.0296	0.0107	0.047	0.00 - 0.50
NBZ-00078	90121	Np-239	-0.0114 U	0.107	0.0312	0.139	0.00 - 0.50
NBZ-00078	90121	Pa-231	-0.319 U	0.634	0.203	0.936	0.00 - 0.50
NBZ-00078	90121	Pb-212	1.19	0.0339	0.0716	2.69	0.00 - 0.50
NBZ-00078	90121	Pb-214	0.937	0.0271	0.045	1.7	0.00 - 0.50
NBZ-00078	90121	Pu-238	0.0042 U	0.0212	0.0054	0.0415	0.00 - 0.50
NBZ-00078	90121	Pu-239/240	0.0049 U	0.0243	0.0063	0.0404	0.00 - 0.50
NBZ-00078	90121	Sb-125	0.0106 U	0.0351	0.0106	0.354	0.00 - 0.50
NBZ-00078	90121	Sn-126	-0.0029 U	0.0136	0.004	0.0237	0.00 - 0.50
NBZ-00078	90121	Sr-90	-0.101 U	0.211	0.0524	0.485	0.00 - 0.50
NBZ-00078	90121	Th-228	1.28 L	0.0842	0.116	3.98	0.00 - 0.50
NBZ-00078	90121	Th-229	0.0412 L	0.0901	0.0276	0.145	0.00 - 0.50
NBZ-00078	90121	Th-230	0.857 L	0.0738	0.0894	2.2	0.00 - 0.50

Table A.2
Analytical Results Summary
Northern Buffer Zone, Round 1

Sample Location	Sample ID	Analyte Name	Activity	MDC	TPU	RTL	Sample Depth (feet bgs)
NBZ-00078	90121	Th-232	1.2 L	0.0503	0.109	3.1	0.00 - 0.50
NBZ-00078	90121	Th-234	1.14 J	0.233	0.123	3.19	0.00 - 0.50
NBZ-00078	90121	Tl-208	0.372	0.0125	0.0217	0.937	0.00 - 0.50
NBZ-00078	90121	Tm-171	-5.19 U	9.78	3.53	72.4	0.00 - 0.50
NBZ-00078	90121	U-233/234	0.669	0.0738	0.0713	2.02	0.00 - 0.50
NBZ-00078	90121	U-235/236	0.0435	0.0335	0.0165	0.151	0.00 - 0.50
NBZ-00078	90121	U-238	0.784	0.0271	0.077	1.8	0.00 - 0.50
NBZ-00079	90122	Ac-227	0.0593 U	0.192	0.0597	0.217	0.00 - 0.50
NBZ-00079	90122	Am-241	0.0086 U	0.0278	0.0079	0.0454	0.00 - 0.50
NBZ-00079	90122	Bi-212	0.814	0.115	0.0735	2.15	0.00 - 0.50
NBZ-00079	90122	Bi-214	0.911	0.0271	0.0429	1.59	0.00 - 0.50
NBZ-00079	90122	Cd-113m	-71.3 U	126	47.9	3030	0.00 - 0.50
NBZ-00079	90122	Cm-243/244	-0.0197 U	0.054	0.0121	0.0443	0.00 - 0.50
NBZ-00079	90122	Co-60	-0.0135 U J	0.0142	0.0055	0.028	0.00 - 0.50
NBZ-00079	90122	Cs-134	-0.0016 U	0.0132	0.0046	0.0864	0.00 - 0.50
NBZ-00079	90122	Cs-137	0.115	0.0151	0.0087	0.207	0.00 - 0.50
NBZ-00079	90122	Eu-152	0.0033 U	0.0456	0.0193	0.0566	0.00 - 0.50
NBZ-00079	90122	Eu-154	-0.0504 U	0.084	0.0282	0.15	0.00 - 0.50
NBZ-00079	90122	Eu-155	0.0827 SK	0.0699	0.0272	0.231	0.00 - 0.50
NBZ-00079	90122	Ho-166m	-0.0062 U	0.0236	0.0074	0.0432	0.00 - 0.50
NBZ-00079	90122	K-40	20.7	0.121	1.15	32.4	0.00 - 0.50
NBZ-00079	90122	Na-22	-0.0071 U	0.0182	0.0058	0.037	0.00 - 0.50
NBZ-00079	90122	Nb-94	0.0061 U	0.014	0.0044	0.0214	0.00 - 0.50
NBZ-00079	90122	Np-236	-0.0127 U J	0.0378	0.0121	0.047	0.00 - 0.50
NBZ-00079	90122	Np-239	0.0025 U J	0.128	0.0389	0.139	0.00 - 0.50
NBZ-00079	90122	Pa-231	-0.0041 U	0.787	0.241	0.936	0.00 - 0.50
NBZ-00079	90122	Pb-212	1.31	0.0322	0.0779	2.69	0.00 - 0.50
NBZ-00079	90122	Pb-214	1.08	0.0329	0.0514	1.7	0.00 - 0.50
NBZ-00079	90122	Pu-238	-0.0019 U	0.0328	0.0076	0.0415	0.00 - 0.50
NBZ-00079	90122	Pu-239/240	-0.0004 U	0.0227	0.0047	0.0404	0.00 - 0.50
NBZ-00079	90122	Sb-125	0.0077 U	0.0421	0.0124	0.354	0.00 - 0.50
NBZ-00079	90122	Sn-126	0.0072 U	0.0156	0.0049	0.0237	0.00 - 0.50
NBZ-00079	90122	Sr-90	0.158	0.188	0.0629	0.485	0.00 - 0.50

Table A.2
Analytical Results Summary
Northern Buffer Zone, Round 1

Sample Location	Sample ID	Analyte Name	Activity	MDC	TPU	RTL	Sample Depth (feet bgs)
NBZ-00079	90122	Th-228	1.03 L	0.0989	0.105	3.98	0.00 - 0.50
NBZ-00079	90122	Th-229	0.206 L	0.165	0.0598	0.145	0.00 - 0.50
NBZ-00079	90122	Th-230	0.638 L	0.169	0.0883	2.2	0.00 - 0.50
NBZ-00079	90122	Th-232	0.987 L	0.0788	0.101	3.1	0.00 - 0.50
NBZ-00079	90122	Th-234	1.21	0.31	0.146	3.19	0.00 - 0.50
NBZ-00079	90122	Tl-208	0.412	0.0143	0.0236	0.937	0.00 - 0.50
NBZ-00079	90122	Tm-171	0.0099 U	14.8	4.88	72.4	0.00 - 0.50
NBZ-00079	90122	U-233/234	0.464	0.0813	0.0618	2.02	0.00 - 0.50
NBZ-00079	90122	U-235/236	0.0363	0.0515	0.0187	0.151	0.00 - 0.50
NBZ-00079	90122	U-238	0.545	0.0336	0.065	1.8	0.00 - 0.50
NBZ-00080	90124	Ac-227	0.0703 U	0.189	0.0598	0.217	0.00 - 0.50
NBZ-00080	90124	Am-241	0.0072	0.0159	0.005	0.0454	0.00 - 0.50
NBZ-00080	90124	Bi-212	0.709	0.12	0.0661	2.15	0.00 - 0.50
NBZ-00080	90124	Bi-214	0.887	0.0293	0.0435	1.59	0.00 - 0.50
NBZ-00080	90124	Cd-113m	101	128	49.7	3030	0.00 - 0.50
NBZ-00080	90124	Cm-243/244	0.0087	0.0129	0.0048	0.0443	0.00 - 0.50
NBZ-00080	90124	Co-60	0.0037 U	0.0177	0.0052	0.028	0.00 - 0.50
NBZ-00080	90124	Cs-134	0.0346 JSK	0.0173	0.0097	0.0864	0.00 - 0.50
NBZ-00080	90124	Cs-137	0.0739	0.0161	0.0077	0.207	0.00 - 0.50
NBZ-00080	90124	Eu-152	-0.008 U	0.0463	0.0168	0.0566	0.00 - 0.50
NBZ-00080	90124	Eu-154	-0.0178 U	0.0992	0.0297	0.15	0.00 - 0.50
NBZ-00080	90124	Eu-155	0.0595 JSK	0.0703	0.025	0.231	0.00 - 0.50
NBZ-00080	90124	Ho-166m	-0.0127 U	0.0248	0.0083	0.0432	0.00 - 0.50
NBZ-00080	90124	K-40	19.6	0.131	1.06	32.4	0.00 - 0.50
NBZ-00080	90124	Na-22	-0.0113 U	0.019	0.0065	0.037	0.00 - 0.50
NBZ-00080	90124	Nb-94	0.0024 U	0.0146	0.0044	0.0214	0.00 - 0.50
NBZ-00080	90124	Np-236	-0.0043 U	0.037	0.0112	0.047	0.00 - 0.50
NBZ-00080	90124	Np-239	-0.0276 U	0.124	0.0388	0.139	0.00 - 0.50
NBZ-00080	90124	Pa-231	-0.658 U J	0.748	0.278	0.936	0.00 - 0.50
NBZ-00080	90124	Pb-212	1.03	0.0313	0.0582	2.69	0.00 - 0.50
NBZ-00080	90124	Pb-214	0.944	0.0305	0.045	1.7	0.00 - 0.50
NBZ-00080	90124	Pu-238	0	0.0093	0.0034	0.0415	0.00 - 0.50
NBZ-00080	90124	Pu-239/240	0.0121	0.0269	0.0084	0.0404	0.00 - 0.50

Table A.2
Analytical Results Summary
Northern Buffer Zone, Round 1

Sample Location	Sample ID	Analyte Name	Activity	MDC	TPU	RTL	Sample Depth (feet bgs)
NBZ-00080	90124	Sb-125	0.0138 U	0.0443	0.0133	0.354	0.00 - 0.50
NBZ-00080	90124	Sn-126	0.0046 U	0.0167	0.005	0.0237	0.00 - 0.50
NBZ-00080	90124	Sr-90	0.145 U	0.266	0.0828	0.485	0.00 - 0.50
NBZ-00080	90124	Th-228	1.05	0.0823	0.101	3.98	0.00 - 0.50
NBZ-00080	90124	Th-229	0.0067 U	0.0873	0.0221	0.145	0.00 - 0.50
NBZ-00080	90124	Th-230	0.844	0.0617	0.0866	2.2	0.00 - 0.50
NBZ-00080	90124	Th-232	0.921	0.0615	0.0912	3.1	0.00 - 0.50
NBZ-00080	90124	Th-234	1.51	0.302	0.153	3.19	0.00 - 0.50
NBZ-00080	90124	Tl-208	0.319	0.0157	0.0201	0.937	0.00 - 0.50
NBZ-00080	90124	Tm-171	2.64 U	15.1	6	72.4	0.00 - 0.50
NBZ-00080	90124	U-233/234	0.664	0.107	0.0837	2.02	0.00 - 0.50
NBZ-00080	90124	U-235/236	0.0568	0.0497	0.0231	0.151	0.00 - 0.50
NBZ-00080	90124	U-238	0.739	0.0171	0.085	1.8	0.00 - 0.50
NBZ-00081	90126	Ac-227	-0.116 U	0.19	0.0632	0.217	0.00 - 0.50
NBZ-00081	90126	Am-241	-0.0039 U	0.0179	0.0033	0.0454	0.00 - 0.50
NBZ-00081	90126	Bi-212	0.652	0.13	0.082	2.15	0.00 - 0.50
NBZ-00081	90126	Bi-214	1.19	0.0311	0.0545	1.59	0.00 - 0.50
NBZ-00081	90126	Cd-113m	38.3 U	129	39.6	3030	0.00 - 0.50
NBZ-00081	90126	Cm-243/244	-0.0019 U	0.0336	0.0084	0.0443	0.00 - 0.50
NBZ-00081	90126	Co-60	-0.0004 U	0.0178	0.0053	0.028	0.00 - 0.50
NBZ-00081	90126	Cs-134	0.0024 U	0.0144	0.005	0.0864	0.00 - 0.50
NBZ-00081	90126	Cs-137	0.0844	0.0163	0.0086	0.207	0.00 - 0.50
NBZ-00081	90126	Eu-152	-0.0119 U	0.0454	0.015	0.0566	0.00 - 0.50
NBZ-00081	90126	Eu-154	-0.056 U	0.0957	0.0322	0.15	0.00 - 0.50
NBZ-00081	90126	Eu-155	0.0657 SK	0.0649	0.0244	0.231	0.00 - 0.50
NBZ-00081	90126	Ho-166m	-0.0049 U	0.0253	0.0075	0.0432	0.00 - 0.50
NBZ-00081	90126	K-40	23.9	0.122	1.34	32.4	0.00 - 0.50
NBZ-00081	90126	Na-22	0.0049 U	0.0211	0.0063	0.037	0.00 - 0.50
NBZ-00081	90126	Nb-94	0.0012 U	0.0149	0.0043	0.0214	0.00 - 0.50
NBZ-00081	90126	Np-236	-0.0075 U	0.0357	0.0111	0.047	0.00 - 0.50
NBZ-00081	90126	Np-239	-0.0225 U	0.129	0.0384	0.139	0.00 - 0.50
NBZ-00081	90126	Pa-231	-0.48 U	0.78	0.278	0.936	0.00 - 0.50
NBZ-00081	90126	Pb-212	1.33	0.0315	0.0786	2.69	0.00 - 0.50

Table A.2
Analytical Results Summary
Northern Buffer Zone, Round 1

Sample Location	Sample ID	Analyte Name	Activity	MDC	TPU	RTL	Sample Depth (feet bgs)
NBZ-00081	90126	Pb-214	1.31	0.0323	0.0608	1.7	0.00 - 0.50
NBZ-00081	90126	Pu-238	0.004	0.0098	0.003	0.0415	0.00 - 0.50
NBZ-00081	90126	Pu-239/240	0.0053	0.0098	0.0033	0.0404	0.00 - 0.50
NBZ-00081	90126	Sb-125	0.0085 U	0.0435	0.013	0.354	0.00 - 0.50
NBZ-00081	90126	Sn-126	0.0027 U	0.0171	0.0049	0.0237	0.00 - 0.50
NBZ-00081	90126	Sr-90	0.377	0.276	0.104	0.485	0.00 - 0.50
NBZ-00081	90126	Th-228	1.29	0.107	0.117	3.98	0.00 - 0.50
NBZ-00081	90126	Th-229	-0.0139 U	0.116	0.0278	0.145	0.00 - 0.50
NBZ-00081	90126	Th-230	0.902	0.0834	0.0927	2.2	0.00 - 0.50
NBZ-00081	90126	Th-232	1.23	0.0509	0.111	3.1	0.00 - 0.50
NBZ-00081	90126	Th-234	1.59	0.289	0.164	3.19	0.00 - 0.50
NBZ-00081	90126	Tl-208	0.385	0.0161	0.0224	0.937	0.00 - 0.50
NBZ-00081	90126	Tm-171	-5.26 U	12.2	4.35	72.4	0.00 - 0.50
NBZ-00081	90126	U-233/234	0.852	0.0762	0.0964	2.02	0.00 - 0.50
NBZ-00081	90126	U-235/236	0.0345	0.0514	0.0191	0.151	0.00 - 0.50
NBZ-00081	90126	U-238	0.928	0.0416	0.101	1.8	0.00 - 0.50
NBZ-00082	90127	Ac-227	0.0156 U	0.175	0.0535	0.217	0.00 - 0.50
NBZ-00082	90127	Am-241	0.0103	0.0192	0.0062	0.0454	0.00 - 0.50
NBZ-00082	90127	Bi-212	0.823	0.113	0.0689	2.15	0.00 - 0.50
NBZ-00082	90127	Bi-214	0.775	0.0272	0.0378	1.59	0.00 - 0.50
NBZ-00082	90127	Cd-113m	29.4 U	118	37.7	3030	0.00 - 0.50
NBZ-00082	90127	Cm-243/244	0.0048 U	0.0278	0.0074	0.0443	0.00 - 0.50
NBZ-00082	90127	Co-60	-0.0062 U	0.0147	0.0046	0.028	0.00 - 0.50
NBZ-00082	90127	Cs-134	0.0038 U	0.0133	0.0046	0.0864	0.00 - 0.50
NBZ-00082	90127	Cs-137	0.0809	0.0148	0.0082	0.207	0.00 - 0.50
NBZ-00082	90127	Eu-152	0.0084 U	0.0434	0.0184	0.0566	0.00 - 0.50
NBZ-00082	90127	Eu-154	-0.0299 U	0.0899	0.028	0.15	0.00 - 0.50
NBZ-00082	90127	Eu-155	0.0854 SK	0.0595	0.0229	0.231	0.00 - 0.50
NBZ-00082	90127	Ho-166m	-0.0037 U	0.0231	0.0071	0.0432	0.00 - 0.50
NBZ-00082	90127	K-40	22.2	0.12	1.32	32.4	0.00 - 0.50
NBZ-00082	90127	Na-22	-0.0017 U	0.0193	0.0059	0.037	0.00 - 0.50
NBZ-00082	90127	Nb-94	0.0034 U	0.0138	0.0042	0.0214	0.00 - 0.50
NBZ-00082	90127	Np-236	-0.0069 U	0.0326	0.0102	0.047	0.00 - 0.50

Table A.2
Analytical Results Summary
Northern Buffer Zone, Round 1

Sample Location	Sample ID	Analyte Name	Activity	MDC	TPU	RTL	Sample Depth (feet bgs)
NBZ-00082	90127	Np-239	0.0118 U	0.118	0.0359	0.139	0.00 - 0.50
NBZ-00082	90127	Pa-231	-0.0384 U	0.727	0.232	0.936	0.00 - 0.50
NBZ-00082	90127	Pb-212	1.19	0.0294	0.0729	2.69	0.00 - 0.50
NBZ-00082	90127	Pb-214	0.896	0.0304	0.0447	1.7	0.00 - 0.50
NBZ-00082	90127	Pu-238	0.0006 U	0.0138	0.0027	0.0415	0.00 - 0.50
NBZ-00082	90127	Pu-239/240	0.0028 U	0.0138	0.0034	0.0404	0.00 - 0.50
NBZ-00082	90127	Sb-125	0.0221 JSK	0.0401	0.0127	0.354	0.00 - 0.50
NBZ-00082	90127	Sn-126	0.0041 U	0.0157	0.0048	0.0237	0.00 - 0.50
NBZ-00082	90127	Sr-90	-0.0316 U	0.203	0.054	0.485	0.00 - 0.50
NBZ-00082	90127	Th-228	1.06 L	0.103	0.106	3.98	0.00 - 0.50
NBZ-00082	90127	Th-229	0.0285 U L	0.113	0.0319	0.145	0.00 - 0.50
NBZ-00082	90127	Th-230	0.683 L	0.113	0.0828	2.2	0.00 - 0.50
NBZ-00082	90127	Th-232	1.16 L	0.0523	0.108	3.1	0.00 - 0.50
NBZ-00082	90127	Th-234	1.37	0.256	0.138	3.19	0.00 - 0.50
NBZ-00082	90127	Tl-208	0.369	0.0152	0.0215	0.937	0.00 - 0.50
NBZ-00082	90127	Tm-171	-6.62 U	10.2	3.76	72.4	0.00 - 0.50
NBZ-00082	90127	U-233/234	2.12	0.11	0.184	2.02	0.00 - 0.50
NBZ-00082	90127	U-235/236	0.126	0.0791	0.0363	0.151	0.00 - 0.50
NBZ-00082	90127	U-238	0.765	0.0374	0.0849	1.8	0.00 - 0.50
NBZ-00082	90128	Ac-227	-0.0496 U	0.165	0.0502	0.217	1.00 - 3.67
NBZ-00082	90128	Am-241	0.0113	0.0137	0.0055	0.0454	1.00 - 3.67
NBZ-00082	90128	Bi-212	0.975	0.111	0.0745	2.15	1.00 - 3.67
NBZ-00082	90128	Bi-214	1.08	0.0256	0.0508	1.59	1.00 - 3.67
NBZ-00082	90128	Cd-113m	18.6 U	110	32.4	3030	1.00 - 3.67
NBZ-00082	90128	Cm-243/244	0.003 U	0.0235	0.0059	0.0443	1.00 - 3.67
NBZ-00082	90128	Co-60	0.0021 U	0.0145	0.0041	0.028	1.00 - 3.67
NBZ-00082	90128	Cs-134	0.0005 U	0.0127	0.0044	0.0864	1.00 - 3.67
NBZ-00082	90128	Cs-137	0.0121 J	0.0154	0.0056	0.207	1.00 - 3.67
NBZ-00082	90128	Eu-152	-0.0244 U	0.0403	0.0151	0.0566	1.00 - 3.67
NBZ-00082	90128	Eu-154	-0.0185 U	0.0782	0.0239	0.15	1.00 - 3.67
NBZ-00082	90128	Eu-155	0.0674 SK	0.0559	0.0214	0.231	1.00 - 3.67
NBZ-00082	90128	Ho-166m	-0.0083 U	0.022	0.0068	0.0432	1.00 - 3.67
NBZ-00082	90128	K-40	19.5	0.107	1.07	32.4	1.00 - 3.67

Table A.2
Analytical Results Summary
Northern Buffer Zone, Round 1

Sample Location	Sample ID	Analyte Name	Activity	MDC	TPU	RTL	Sample Depth (feet bgs)
NBZ-00082	90128	Na-22	0.0036 U	0.0174	0.0052	0.037	1.00 - 3.67
NBZ-00082	90128	Nb-94	0.0071 JSK	0.0135	0.0042	0.0214	1.00 - 3.67
NBZ-00082	90128	Np-236	-0.0047 U	0.031	0.0096	0.047	1.00 - 3.67
NBZ-00082	90128	Np-239	-0.0175 U	0.111	0.0328	0.139	1.00 - 3.67
NBZ-00082	90128	Pa-231	0.0309 U	0.694	0.22	0.936	1.00 - 3.67
NBZ-00082	90128	Pb-212	1.39	0.0287	0.0744	2.69	1.00 - 3.67
NBZ-00082	90128	Pb-214	1.15	0.0298	0.0525	1.7	1.00 - 3.67
NBZ-00082	90128	Pu-238	0.0011 U	0.0158	0.0035	0.0415	1.00 - 3.67
NBZ-00082	90128	Pu-239/240	-0.0029 U	0.0158	0.0029	0.0404	1.00 - 3.67
NBZ-00082	90128	Sb-125	-0.0085 U	0.0387	0.0119	0.354	1.00 - 3.67
NBZ-00082	90128	Sn-126	-0.0037 U	0.0149	0.0045	0.0237	1.00 - 3.67
NBZ-00082	90128	Sr-90	0.137	0.211	0.0672	0.485	1.00 - 3.67
NBZ-00082	90128	Th-228	0.755 L	0.0736	0.0825	3.98	1.00 - 3.67
NBZ-00082	90128	Th-229	0.0134 U L	0.0623	0.0164	0.145	1.00 - 3.67
NBZ-00082	90128	Th-230	0.736 L	0.0621	0.08	2.2	1.00 - 3.67
NBZ-00082	90128	Th-232	0.813 L	0.0491	0.0843	3.1	1.00 - 3.67
NBZ-00082	90128	Th-234	1.7	0.241	0.149	3.19	1.00 - 3.67
NBZ-00082	90128	Tl-208	0.42	0.0146	0.0237	0.937	1.00 - 3.67
NBZ-00082	90128	Tm-171	4.57 U	9.75	3.41	72.4	1.00 - 3.67
NBZ-00082	90128	U-233/234	0.662	0.0665	0.0706	2.02	1.00 - 3.67
NBZ-00082	90128	U-235/236	0.0831	0.0421	0.0233	0.151	1.00 - 3.67
NBZ-00082	90128	U-238	0.659	0.0341	0.0687	1.8	1.00 - 3.67
NBZ-00083	90129	Ac-227	-0.061 U	0.2	0.062	0.217	0.00 - 0.50
NBZ-00083	90129	Am-241	0.0107	0.02	0.0065	0.0454	0.00 - 0.50
NBZ-00083	90129	Bi-212	0.753	0.133	0.0814	2.15	0.00 - 0.50
NBZ-00083	90129	Bi-214	0.894	0.0312	0.0454	1.59	0.00 - 0.50
NBZ-00083	90129	Cd-113m	-5.62 U	134	41.5	3030	0.00 - 0.50
NBZ-00083	90129	Cm-243/244	0.0075 U	0.0241	0.0069	0.0443	0.00 - 0.50
NBZ-00083	90129	Co-60	0.001 U	0.0196	0.0057	0.028	0.00 - 0.50
NBZ-00083	90129	Cs-134	0.0081 JSK	0.0161	0.0056	0.0864	0.00 - 0.50
NBZ-00083	90129	Cs-137	0.0392	0.0171	0.0087	0.207	0.00 - 0.50
NBZ-00083	90129	Eu-152	-0.0275 U	0.0486	0.0176	0.0566	0.00 - 0.50
NBZ-00083	90129	Eu-154	-0.0748 U J	0.1	0.0355	0.15	0.00 - 0.50

Table A.2
Analytical Results Summary
Northern Buffer Zone, Round 1

Sample Location	Sample ID	Analyte Name	Activity	MDC	TPU	RTL	Sample Depth (feet bgs)
NBZ-00083	90129	Eu-155	0.0753 JSK	0.0726	0.0284	0.231	0.00 - 0.50
NBZ-00083	90129	Ho-166m	0.0118 U	0.0273	0.0083	0.0432	0.00 - 0.50
NBZ-00083	90129	K-40	19.6	0.148	1.07	32.4	0.00 - 0.50
NBZ-00083	90129	Na-22	0.0076 U	0.0232	0.0069	0.037	0.00 - 0.50
NBZ-00083	90129	Nb-94	0.0061 U	0.0164	0.005	0.0214	0.00 - 0.50
NBZ-00083	90129	Np-236	-0.0151 U	0.0374	0.0123	0.047	0.00 - 0.50
NBZ-00083	90129	Np-239	0.0469 U	0.138	0.0421	0.139	0.00 - 0.50
NBZ-00083	90129	Pa-231	0.156 U	0.828	0.268	0.936	0.00 - 0.50
NBZ-00083	90129	Pb-212	1.24	0.0332	0.0747	2.69	0.00 - 0.50
NBZ-00083	90129	Pb-214	0.924	0.0368	0.0444	1.7	0.00 - 0.50
NBZ-00083	90129	Pu-238	-0.0048 U	0.0256	0.0045	0.0415	0.00 - 0.50
NBZ-00083	90129	Pu-239/240	-0.0041 U	0.0278	0.0055	0.0404	0.00 - 0.50
NBZ-00083	90129	Sb-125	0.0076 U	0.0463	0.0141	0.354	0.00 - 0.50
NBZ-00083	90129	Sn-126	-0.0047 U	0.0171	0.0053	0.0237	0.00 - 0.50
NBZ-00083	90129	Sr-90	0.0088 U	0.189	0.0526	0.485	0.00 - 0.50
NBZ-00083	90129	Th-228	0.936 L	0.0778	0.103	3.98	0.00 - 0.50
NBZ-00083	90129	Th-229	0.0493 U L	0.123	0.0368	0.145	0.00 - 0.50
NBZ-00083	90129	Th-230	0.722 L	0.0762	0.0872	2.2	0.00 - 0.50
NBZ-00083	90129	Th-232	1.01 L	0.0222	0.105	3.1	0.00 - 0.50
NBZ-00083	90129	Th-234	1.62 J	0.367	0.429	3.19	0.00 - 0.50
NBZ-00083	90129	Tl-208	0.386	0.0166	0.0238	0.937	0.00 - 0.50
NBZ-00083	90129	Tm-171	-5.29 U	14.9	4.73	72.4	0.00 - 0.50
NBZ-00083	90129	U-233/234	0.462	0.0839	0.0626	2.02	0.00 - 0.50
NBZ-00083	90129	U-235/236	0.024	0.0531	0.0166	0.151	0.00 - 0.50
NBZ-00083	90129	U-238	0.552	0.0347	0.0663	1.8	0.00 - 0.50
NBZ-00083	90130	Ac-227	0.0767 U	0.214	0.0666	0.217	1.00 - 2.80
NBZ-00083	90130	Am-241	0.002 U	0.0338	0.0083	0.0454	1.00 - 2.80
NBZ-00083	90130	Bi-212	0.794	0.159	0.11	2.15	1.00 - 2.80
NBZ-00083	90130	Bi-214	1.01	0.0358	0.0506	1.59	1.00 - 2.80
NBZ-00083	90130	Cd-113m	-27.9 U	142	50.6	3030	1.00 - 2.80
NBZ-00083	90130	Cm-243/244	0.0177 U	0.0432	0.0129	0.0443	1.00 - 2.80
NBZ-00083	90130	Co-60	0.0072 U	0.0223	0.0066	0.028	1.00 - 2.80
NBZ-00083	90130	Cs-134	0.0023 U	0.0176	0.006	0.0864	1.00 - 2.80

Table A.2
Analytical Results Summary
Northern Buffer Zone, Round 1

Sample Location	Sample ID	Analyte Name	Activity	MDC	TPU	RTL	Sample Depth (feet bgs)
NBZ-00083	90130	Cs-137	0.0178 J	0.0243	0.0081	0.207	1.00 - 2.80
NBZ-00083	90130	Eu-152	-0.0394 U	0.0511	0.026	0.0566	1.00 - 2.80
NBZ-00083	90130	Eu-154	-0.0097 U	0.125	0.0366	0.15	1.00 - 2.80
NBZ-00083	90130	Eu-155	0.0692 SK	0.0683	0.0233	0.231	1.00 - 2.80
NBZ-00083	90130	Ho-166m	0.0019 U	0.0333	0.0099	0.0432	1.00 - 2.80
NBZ-00083	90130	K-40	21.7	0.141	1.18	32.4	1.00 - 2.80
NBZ-00083	90130	Na-22	-0.0093 U	0.0251	0.0079	0.037	1.00 - 2.80
NBZ-00083	90130	Nb-94	0.0055 U	0.0188	0.0057	0.0214	1.00 - 2.80
NBZ-00083	90130	Np-236	0.0048 U	0.0387	0.0122	0.047	1.00 - 2.80
NBZ-00083	90130	Np-239	-0.0155 U	0.142	0.043	0.139	1.00 - 2.80
NBZ-00083	90130	Pa-231	-0.122 U	0.895	0.317	0.936	1.00 - 2.80
NBZ-00083	90130	Pb-212	1.28	0.0351	0.0718	2.69	1.00 - 2.80
NBZ-00083	90130	Pb-214	1.05	0.0375	0.0513	1.7	1.00 - 2.80
NBZ-00083	90130	Pu-238	0.0005 U	0.0117	0.0023	0.0415	1.00 - 2.80
NBZ-00083	90130	Pu-239/240	-0.0008 U	0.0145	0.0026	0.0404	1.00 - 2.80
NBZ-00083	90130	Sb-125	0.0097 U	0.0517	0.0152	0.354	1.00 - 2.80
NBZ-00083	90130	Sn-126	-0.0015 U	0.0207	0.0062	0.0237	1.00 - 2.80
NBZ-00083	90130	Sr-90	0.586	0.196	0.1	0.485	1.00 - 2.80
NBZ-00083	90130	Th-228	1.28 L	0.0532	0.116	3.98	1.00 - 2.80
NBZ-00083	90130	Th-229	0.0071 U L	0.1	0.0256	0.145	1.00 - 2.80
NBZ-00083	90130	Th-230	0.87 L	0.0657	0.0907	2.2	1.00 - 2.80
NBZ-00083	90130	Th-232	1.16 L	0.0191	0.108	3.1	1.00 - 2.80
NBZ-00083	90130	Th-234	1.42	0.284	0.138	3.19	1.00 - 2.80
NBZ-00083	90130	Tl-208	0.404	0.0194	0.0265	0.937	1.00 - 2.80
NBZ-00083	90130	Tm-171	-4.88 U	8.62	3.54	72.4	1.00 - 2.80
NBZ-00083	90130	U-233/234	0.704	0.0791	0.0763	2.02	1.00 - 2.80
NBZ-00083	90130	U-235/236	0.0479	0.0369	0.0181	0.151	1.00 - 2.80
NBZ-00083	90130	U-238	0.827	0.0369	0.0828	1.8	1.00 - 2.80
NBZ-00084	90131	Ac-227	-0.0843 U	0.178	0.0567	0.217	0.00 - 0.50
NBZ-00084	90131	Am-241	0.0041 U	0.0271	0.0072	0.0454	0.00 - 0.50
NBZ-00084	90131	Bi-212	0.849	0.134	0.0699	2.15	0.00 - 0.50
NBZ-00084	90131	Bi-214	1.06	0.0319	0.0504	1.59	0.00 - 0.50
NBZ-00084	90131	Cd-113m	-28 U	121	39.5	3030	0.00 - 0.50

Table A.2
Analytical Results Summary
Northern Buffer Zone, Round 1

Sample Location	Sample ID	Analyte Name	Activity	MDC	TPU	RTL	Sample Depth (feet bgs)
NBZ-00084	90131	Cm-243/244	-0.0062 U	0.0361	0.0085	0.0443	0.00 - 0.50
NBZ-00084	90131	Co-60	0.0002 U	0.019	0.0055	0.028	0.00 - 0.50
NBZ-00084	90131	Cs-134	0.0024 U	0.0156	0.0052	0.0864	0.00 - 0.50
NBZ-00084	90131	Cs-137	0.106	0.0179	0.0101	0.207	0.00 - 0.50
NBZ-00084	90131	Eu-152	0.0018 U	0.0467	0.0171	0.0566	0.00 - 0.50
NBZ-00084	90131	Eu-154	0.004 U	0.101	0.0336	0.15	0.00 - 0.50
NBZ-00084	90131	Eu-155	0.0605 SK	0.062	0.0232	0.231	0.00 - 0.50
NBZ-00084	90131	Ho-166m	-0.0212 U J	0.0258	0.0094	0.0432	0.00 - 0.50
NBZ-00084	90131	K-40	20.8	0.144	1.13	32.4	0.00 - 0.50
NBZ-00084	90131	Na-22	-0.0141 U	0.0208	0.0072	0.037	0.00 - 0.50
NBZ-00084	90131	Nb-94	-0.0021 U	0.0153	0.0046	0.0214	0.00 - 0.50
NBZ-00084	90131	Np-236	-0.0037 U	0.0342	0.0104	0.047	0.00 - 0.50
NBZ-00084	90131	Np-239	-0.0408 U	0.121	0.0371	0.139	0.00 - 0.50
NBZ-00084	90131	Pa-231	-0.358 U	0.762	0.245	0.936	0.00 - 0.50
NBZ-00084	90131	Pb-212	1.2	0.0304	0.0695	2.69	0.00 - 0.50
NBZ-00084	90131	Pb-214	1.2	0.0323	0.0568	1.7	0.00 - 0.50
NBZ-00084	90131	Pu-238	-0.0035 U	0.016	0.003	0.0415	0.00 - 0.50
NBZ-00084	90131	Pu-239/240	0.0052 U	0.0185	0.0052	0.0404	0.00 - 0.50
NBZ-00084	90131	Sb-125	0.0288 JSK	0.0453	0.0149	0.354	0.00 - 0.50
NBZ-00084	90131	Sn-126	-0.0025 U	0.0174	0.0052	0.0237	0.00 - 0.50
NBZ-00084	90131	Sr-90	-0.0279 U	0.257	0.07	0.485	0.00 - 0.50
NBZ-00084	90131	Th-228	0.927 L	0.0833	0.0943	3.98	0.00 - 0.50
NBZ-00084	90131	Th-229	0.0067 UL	0.095	0.0243	0.145	0.00 - 0.50
NBZ-00084	90131	Th-230	1.09 L	0.0182	0.101	2.2	0.00 - 0.50
NBZ-00084	90131	Th-232	0.924 L	0.0622	0.0918	3.1	0.00 - 0.50
NBZ-00084	90131	Th-234	1.57	0.272	0.14	3.19	0.00 - 0.50
NBZ-00084	90131	Tl-208	0.367	0.0164	0.0223	0.937	0.00 - 0.50
NBZ-00084	90131	Tm-171	5.85 J	10.9	3.81	72.4	0.00 - 0.50
NBZ-00084	90131	U-233/234	0.85	0.0506	0.0948	2.02	0.00 - 0.50
NBZ-00084	90131	U-235/236	0.0384	0.0718	0.0233	0.151	0.00 - 0.50
NBZ-00084	90131	U-238	1.02	0.058	0.108	1.8	0.00 - 0.50
NBZ-00085	90133	Ac-227	-0.0262 U	0.202	0.0614	0.217	0.00 - 0.50
NBZ-00085	90133	Am-241	0.0094 U	0.0282	0.0081	0.0454	0.00 - 0.50

Table A.2
Analytical Results Summary
Northern Buffer Zone, Round 1

Sample Location	Sample ID	Analyte Name	Activity	MDC	TPU	RTL	Sample Depth (feet bgs)
NBZ-00085	90133	Bi-212	1.05	0.141	0.0981	2.15	0.00 - 0.50
NBZ-00085	90133	Bi-214	0.927	0.0339	0.0462	1.59	0.00 - 0.50
NBZ-00085	90133	Cd-113m	-59 U	135	43.6	3030	0.00 - 0.50
NBZ-00085	90133	Cm-243/244	0 U	0.0392	0.01	0.0443	0.00 - 0.50
NBZ-00085	90133	Co-60	-0.0075 U	0.0181	0.0058	0.028	0.00 - 0.50
NBZ-00085	90133	Cs-134	0.0023 U	0.0165	0.0056	0.0864	0.00 - 0.50
NBZ-00085	90133	Cs-137	0.0593	0.02	0.0088	0.207	0.00 - 0.50
NBZ-00085	90133	Eu-152	0.0068 U	0.0506	0.0176	0.0566	0.00 - 0.50
NBZ-00085	90133	Eu-154	-0.0702 U	0.104	0.0357	0.15	0.00 - 0.50
NBZ-00085	90133	Eu-155	0.0396 JSK	0.0721	0.0229	0.231	0.00 - 0.50
NBZ-00085	90133	Ho-166m	0.0006 U	0.0288	0.0085	0.0432	0.00 - 0.50
NBZ-00085	90133	K-40	21.6	0.137	1.17	32.4	0.00 - 0.50
NBZ-00085	90133	Na-22	-0.0108 U	0.0227	0.0074	0.037	0.00 - 0.50
NBZ-00085	90133	Nb-94	0.0064 U	0.0177	0.0054	0.0214	0.00 - 0.50
NBZ-00085	90133	Np-236	-0.0025 U	0.0379	0.0112	0.047	0.00 - 0.50
NBZ-00085	90133	Np-239	0.0485 U	0.141	0.0435	0.139	0.00 - 0.50
NBZ-00085	90133	Pa-231	-0.0781 U	0.85	0.296	0.936	0.00 - 0.50
NBZ-00085	90133	Pb-212	1.41	0.034	0.0798	2.69	0.00 - 0.50
NBZ-00085	90133	Pb-214	1.03	0.037	0.0487	1.7	0.00 - 0.50
NBZ-00085	90133	Pu-238	-0.0083 U	0.0297	0.0055	0.0415	0.00 - 0.50
NBZ-00085	90133	Pu-239/240	0.0165	0.0075	0.0068	0.0404	0.00 - 0.50
NBZ-00085	90133	Sb-125	0.0172 U	0.0491	0.0146	0.354	0.00 - 0.50
NBZ-00085	90133	Sn-126	-0.004 U	0.0189	0.0058	0.0237	0.00 - 0.50
NBZ-00085	90133	Sr-90	-0.0409 U	0.229	0.059	0.485	0.00 - 0.50
NBZ-00085	90133	Th-228	1.25 L	0.0808	0.112	3.98	0.00 - 0.50
NBZ-00085	90133	Th-229	0.0588 L	0.0703	0.0255	0.145	0.00 - 0.50
NBZ-00085	90133	Th-230	0.775 L	0.0783	0.0825	2.2	0.00 - 0.50
NBZ-00085	90133	Th-232	0.981 L	0.0478	0.0934	3.1	0.00 - 0.50
NBZ-00085	90133	Th-234	1.56	0.305	0.161	3.19	0.00 - 0.50
NBZ-00085	90133	Tl-208	0.425	0.0184	0.0248	0.937	0.00 - 0.50
NBZ-00085	90133	Tm-171	-4.17 U	13.1	4.72	72.4	0.00 - 0.50
NBZ-00085	90133	U-233/234	1.32	0.062	0.122	2.02	0.00 - 0.50
NBZ-00085	90133	U-235/236	0.0853	0.0178	0.0243	0.151	0.00 - 0.50

Table A.2
Analytical Results Summary
Northern Buffer Zone, Round 1

Sample Location	Sample ID	Analyte Name	Activity	MDC	TPU	RTL	Sample Depth (feet bgs)
NBZ-00085	90133	U-238	1.18	0.0144	0.111	1.8	0.00 - 0.50
NBZ-00085	90134	Ac-227	-0.0362 U	0.183	0.0544	0.217	1.00 - 1.40
NBZ-00085	90134	Am-241	-0.0022 U	0.0233	0.0048	0.0454	1.00 - 1.40
NBZ-00085	90134	Bi-212	0.903	0.124	0.082	2.15	1.00 - 1.40
NBZ-00085	90134	Bi-214	0.887	0.0285	0.0426	1.59	1.00 - 1.40
NBZ-00085	90134	Cd-113m	-21.2 U	120	40.1	3030	1.00 - 1.40
NBZ-00085	90134	Cm-243/244	-0.0087 U	0.0344	0.0075	0.0443	1.00 - 1.40
NBZ-00085	90134	Co-60	0.0017 U	0.0172	0.0051	0.028	1.00 - 1.40
NBZ-00085	90134	Cs-134	-0.0008 U	0.0135	0.0047	0.0864	1.00 - 1.40
NBZ-00085	90134	Cs-137	0.0173	0.0158	0.0055	0.207	1.00 - 1.40
NBZ-00085	90134	Eu-152	-0.0287 U	0.0428	0.015	0.0566	1.00 - 1.40
NBZ-00085	90134	Eu-154	-0.0063 U	0.0994	0.0293	0.15	1.00 - 1.40
NBZ-00085	90134	Eu-155	0.0776 SK	0.0621	0.0212	0.231	1.00 - 1.40
NBZ-00085	90134	Ho-166m	0.0104 U	0.0259	0.0077	0.0432	1.00 - 1.40
NBZ-00085	90134	K-40	23.4	0.119	1.31	32.4	1.00 - 1.40
NBZ-00085	90134	Na-22	-0.001 U	0.0196	0.0059	0.037	1.00 - 1.40
NBZ-00085	90134	Nb-94	0.0118 JSK	0.015	0.005	0.0214	1.00 - 1.40
NBZ-00085	90134	Np-236	-0.0017 U	0.0344	0.0104	0.047	1.00 - 1.40
NBZ-00085	90134	Np-239	-0.0053 U	0.123	0.0358	0.139	1.00 - 1.40
NBZ-00085	90134	Pa-231	-0.326 U	0.74	0.233	0.936	1.00 - 1.40
NBZ-00085	90134	Pb-212	1.35	0.0296	0.0798	2.69	1.00 - 1.40
NBZ-00085	90134	Pb-214	0.925	0.0307	0.0451	1.7	1.00 - 1.40
NBZ-00085	90134	Pu-238	-0.011 U	0.0295	0.0065	0.0415	1.00 - 1.40
NBZ-00085	90134	Pu-239/240	0.0031 U	0.0206	0.0054	0.0404	1.00 - 1.40
NBZ-00085	90134	Sb-125	0.0028 U	0.0414	0.0122	0.354	1.00 - 1.40
NBZ-00085	90134	Sn-126	0.0067 U	0.0161	0.0048	0.0237	1.00 - 1.40
NBZ-00085	90134	Sr-90	0.148 U	0.29	0.0897	0.485	1.00 - 1.40
NBZ-00085	90134	Th-228	1.28 L	0.0809	0.113	3.98	1.00 - 1.40
NBZ-00085	90134	Th-229	0.0131 UL	0.0481	0.0131	0.145	1.00 - 1.40
NBZ-00085	90134	Th-230	0.801 L	0.0605	0.083	2.2	1.00 - 1.40
NBZ-00085	90134	Th-232	1.12 L	0.0478	0.101	3.1	1.00 - 1.40
NBZ-00085	90134	Th-234	1.45	0.271	0.155	3.19	1.00 - 1.40
NBZ-00085	90134	Tl-208	0.429	0.0152	0.0245	0.937	1.00 - 1.40

Table A.2
Analytical Results Summary
Northern Buffer Zone, Round 1

Sample Location	Sample ID	Analyte Name	Activity	MDC	TPU	RTL	Sample Depth (feet bgs)
NBZ-00085	90134	Tm-171	-2.95 U	11.6	3.94	72.4	1.00 - 1.40
NBZ-00085	90134	U-233/234	0.809	0.0428	0.082	2.02	1.00 - 1.40
NBZ-00085	90134	U-235/236	0.0267	0.0461	0.0156	0.151	1.00 - 1.40
NBZ-00085	90134	U-238	0.965	0.0128	0.0926	1.8	1.00 - 1.40
NBZ-00086	90135	Ac-227	-0.0343 U	0.18	0.056	0.217	0.00 - 0.20
NBZ-00086	90135	Am-241	-0.0018 U	0.0201	0.0041	0.0454	0.00 - 0.20
NBZ-00086	90135	Bi-212	0.85	0.118	0.08	2.15	0.00 - 0.20
NBZ-00086	90135	Bi-214	1.02	0.027	0.0468	1.59	0.00 - 0.20
NBZ-00086	90135	Cd-113m	-53.1 U	118	40.2	3030	0.00 - 0.20
NBZ-00086	90135	Cm-243/244	0.0052 U	0.0159	0.0045	0.0443	0.00 - 0.20
NBZ-00086	90135	Co-60	-0.0025 U	0.016	0.0047	0.028	0.00 - 0.20
NBZ-00086	90135	Cs-134	0.009 JSK	0.014	0.0051	0.0864	0.00 - 0.20
NBZ-00086	90135	Cs-137	0.0551	0.015	0.0079	0.207	0.00 - 0.20
NBZ-00086	90135	Eu-152	-0.0132 U	0.0426	0.0188	0.0566	0.00 - 0.20
NBZ-00086	90135	Eu-154	-0.0575 U	0.0894	0.0307	0.15	0.00 - 0.20
NBZ-00086	90135	Eu-155	0.0755 SK	0.0615	0.0238	0.231	0.00 - 0.20
NBZ-00086	90135	Ho-166m	0.0031 U	0.0242	0.0073	0.0432	0.00 - 0.20
NBZ-00086	90135	K-40	21.1	0.102	1.26	32.4	0.00 - 0.20
NBZ-00086	90135	Na-22	-0.0081 U	0.0187	0.0061	0.037	0.00 - 0.20
NBZ-00086	90135	Nb-94	0.0012 U	0.0139	0.0042	0.0214	0.00 - 0.20
NBZ-00086	90135	Np-236	0.0115 U	0.0342	0.0108	0.047	0.00 - 0.20
NBZ-00086	90135	Np-239	-0.105 U J	0.119	0.0448	0.139	0.00 - 0.20
NBZ-00086	90135	Pa-231	0.163 U	0.755	0.253	0.936	0.00 - 0.20
NBZ-00086	90135	Pb-212	1.31	0.0308	0.0804	2.69	0.00 - 0.20
NBZ-00086	90135	Pb-214	1.09	0.0307	0.0542	1.7	0.00 - 0.20
NBZ-00086	90135	Pu-238	-0.0054 U	0.0273	0.0053	0.0415	0.00 - 0.20
NBZ-00086	90135	Pu-239/240	0.0039 U	0.0273	0.0071	0.0404	0.00 - 0.20
NBZ-00086	90135	Sb-125	0.0018 U	0.0408	0.012	0.354	0.00 - 0.20
NBZ-00086	90135	Sn-126	-0.0041 U	0.0153	0.0048	0.0237	0.00 - 0.20
NBZ-00086	90135	Sr-90	0.353	0.208	0.0847	0.485	0.00 - 0.20
NBZ-00086	90135	Th-228	0.939	0.0848	0.0962	3.98	0.00 - 0.20
NBZ-00086	90135	Th-229	0.0068 U	0.0897	0.0227	0.145	0.00 - 0.20
NBZ-00086	90135	Th-230	0.737	0.0634	0.0812	2.2	0.00 - 0.20

Table A.2
Analytical Results Summary
Northern Buffer Zone, Round 1

Sample Location	Sample ID	Analyte Name	Activity	MDC	TPU	RTL	Sample Depth (feet bgs)
NBZ-00086	90135	Th-232	1.31	0.0632	0.116	3.1	0.00 - 0.20
NBZ-00086	90135	Th-234	1.35	0.266	0.124	3.19	0.00 - 0.20
NBZ-00086	90135	Tl-208	0.385	0.0146	0.022	0.937	0.00 - 0.20
NBZ-00086	90135	Tm-171	-3.06 U	10.5	3.56	72.4	0.00 - 0.20
NBZ-00086	90135	U-233/234	1.02	0.0848	0.0977	2.02	0.00 - 0.20
NBZ-00086	90135	U-235/236	0.0247 U	0.0612	0.0183	0.151	0.00 - 0.20
NBZ-00086	90135	U-238	0.801	0.0495	0.0805	1.8	0.00 - 0.20
NBZ-00087	90137	Ac-227	-0.0807 U	0.235	0.0729	0.217	0.00 - 0.50
NBZ-00087	90137	Am-241	0.0003 U	0.0267	0.006	0.0454	0.00 - 0.50
NBZ-00087	90137	Bi-212	0.605 J	0.263	0.182	2.15	0.00 - 0.50
NBZ-00087	90137	Bi-214	0.905	0.042	0.0495	1.59	0.00 - 0.50
NBZ-00087	90137	Cd-113m	-30.3 U	159	48	3030	0.00 - 0.50
NBZ-00087	90137	Cm-243/244	0.003 U	0.0268	0.0066	0.0443	0.00 - 0.50
NBZ-00087	90137	Co-60	-0.0074 U	0.0254	0.0078	0.028	0.00 - 0.50
NBZ-00087	90137	Cs-134	0.0053 U	0.0214	0.0071	0.0864	0.00 - 0.50
NBZ-00087	90137	Cs-137	0.0667	0.0272	0.0121	0.207	0.00 - 0.50
NBZ-00087	90137	Eu-152	0.0125 U	0.0617	0.021	0.0566	0.00 - 0.50
NBZ-00087	90137	Eu-154	-0.0382 U	0.145	0.0435	0.15	0.00 - 0.50
NBZ-00087	90137	Eu-155	0.0388 JSK	0.0772	0.0249	0.231	0.00 - 0.50
NBZ-00087	90137	Ho-166m	0.0074 U	0.038	0.0111	0.0432	0.00 - 0.50
NBZ-00087	90137	K-40	21.3	0.187	1.23	32.4	0.00 - 0.50
NBZ-00087	90137	Na-22	-0.0064 U	0.0319	0.0097	0.037	0.00 - 0.50
NBZ-00087	90137	Nb-94	-0.0009 U	0.0214	0.0063	0.0214	0.00 - 0.50
NBZ-00087	90137	Np-236	-0.0153 U	0.041	0.0132	0.047	0.00 - 0.50
NBZ-00087	90137	Np-239	0.0318 U	0.158	0.0466	0.139	0.00 - 0.50
NBZ-00087	90137	Pa-231	0.0325 U	0.993	0.317	0.936	0.00 - 0.50
NBZ-00087	90137	Pb-212	1.04	0.0407	0.0631	2.69	0.00 - 0.50
NBZ-00087	90137	Pb-214	0.955	0.0424	0.0482	1.7	0.00 - 0.50
NBZ-00087	90137	Pu-238	-0.0025 U	0.0196	0.0035	0.0415	0.00 - 0.50
NBZ-00087	90137	Pu-239/240	0.0071	0.0138	0.0046	0.0404	0.00 - 0.50
NBZ-00087	90137	Sb-125	0.0002 U	0.0615	0.0186	0.354	0.00 - 0.50
NBZ-00087	90137	Sn-126	-0.0145 U	0.0232	0.008	0.0237	0.00 - 0.50
NBZ-00087	90137	Sr-90	0.0638 U	0.197	0.0583	0.485	0.00 - 0.50

Table A.2
Analytical Results Summary
Northern Buffer Zone, Round 1

Sample Location	Sample ID	Analyte Name	Activity	MDC	TPU	RTL	Sample Depth (feet bgs)
NBZ-00087	90137	Th-228	1.02	0.0772	0.101	3.98	0.00 - 0.50
NBZ-00087	90137	Th-229	0.0487	0.0646	0.0232	0.145	0.00 - 0.50
NBZ-00087	90137	Th-230	0.811	0.0909	0.0875	2.2	0.00 - 0.50
NBZ-00087	90137	Th-232	0.809	0.0187	0.0845	3.1	0.00 - 0.50
NBZ-00087	90137	Th-234	1.25	0.328	0.162	3.19	0.00 - 0.50
NBZ-00087	90137	Tl-208	0.304	0.0232	0.0219	0.937	0.00 - 0.50
NBZ-00087	90137	Tm-171	-4.48 U	13.3	4.59	72.4	0.00 - 0.50
NBZ-00087	90137	U-233/234	0.713	0.0886	0.0914	2.02	0.00 - 0.50
NBZ-00087	90137	U-235/236	0.024 U	0.074	0.0211	0.151	0.00 - 0.50
NBZ-00087	90137	U-238	0.665	0.0886	0.0876	1.8	0.00 - 0.50
NBZ-00087	90138	Ac-227	-0.0888 U	0.203	0.0644	0.217	1.00 - 1.41
NBZ-00087	90138	Am-241	0.0002 U	0.0343	0.0086	0.0454	1.00 - 1.41
NBZ-00087	90138	Bi-212	0.893	0.127	0.0793	2.15	1.00 - 1.41
NBZ-00087	90138	Bi-214	1.37	0.0295	0.0612	1.59	1.00 - 1.41
NBZ-00087	90138	Cd-113m	63.1 U	134	46.6	3030	1.00 - 1.41
NBZ-00087	90138	Cm-243/244	0.0059 U	0.0183	0.0052	0.0443	1.00 - 1.41
NBZ-00087	90138	Co-60	-0.0004 U	0.017	0.0049	0.028	1.00 - 1.41
NBZ-00087	90138	Cs-134	0.002 U	0.0143	0.0048	0.0864	1.00 - 1.41
NBZ-00087	90138	Cs-137	0.0543	0.0163	0.0071	0.207	1.00 - 1.41
NBZ-00087	90138	Eu-152	-0.0047 U	0.0488	0.0159	0.0566	1.00 - 1.41
NBZ-00087	90138	Eu-154	-0.085 U J	0.0906	0.0354	0.15	1.00 - 1.41
NBZ-00087	90138	Eu-155	0.0404 JSK	0.0731	0.0241	0.231	1.00 - 1.41
NBZ-00087	90138	Ho-166m	0.0005 U	0.0252	0.0074	0.0432	1.00 - 1.41
NBZ-00087	90138	K-40	19.2	0.138	1.12	32.4	1.00 - 1.41
NBZ-00087	90138	Na-22	-0.0066 U	0.0194	0.006	0.037	1.00 - 1.41
NBZ-00087	90138	Nb-94	0.009 JSK	0.0156	0.0049	0.0214	1.00 - 1.41
NBZ-00087	90138	Np-236	0.0027 U	0.0388	0.0119	0.047	1.00 - 1.41
NBZ-00087	90138	Np-239	-0.0618 U	0.134	0.0426	0.139	1.00 - 1.41
NBZ-00087	90138	Pa-231	0.0258 U	0.831	0.255	0.936	1.00 - 1.41
NBZ-00087	90138	Pb-212	1.31	0.0337	0.0876	2.69	1.00 - 1.41
NBZ-00087	90138	Pb-214	1.53	0.0339	0.0729	1.7	1.00 - 1.41
NBZ-00087	90138	Pu-238	0.0103 U	0.0257	0.0077	0.0415	1.00 - 1.41
NBZ-00087	90138	Pu-239/240	0.0151	0.0132	0.0061	0.0404	1.00 - 1.41

Table A.2
Analytical Results Summary
Northern Buffer Zone, Round 1

Sample Location	Sample ID	Analyte Name	Activity	MDC	TPU	RTL	Sample Depth (feet bgs)
NBZ-00087	90138	Sb-125	0.0029 U	0.0456	0.0138	0.354	1.00 - 1.41
NBZ-00087	90138	Sn-126	0.0032 U	0.0168	0.0049	0.0237	1.00 - 1.41
NBZ-00087	90138	Sr-90	-0.0001 U	0.217	0.0598	0.485	1.00 - 1.41
NBZ-00087	90138	Th-228	1.47	0.0868	0.114	3.98	1.00 - 1.41
NBZ-00087	90138	Th-229	0.0354	0.0713	0.0221	0.145	1.00 - 1.41
NBZ-00087	90138	Th-230	1.32	0.0543	0.103	2.2	1.00 - 1.41
NBZ-00087	90138	Th-232	1.12	0.0136	0.0913	3.1	1.00 - 1.41
NBZ-00087	90138	Th-234	1.42	0.316	0.174	3.19	1.00 - 1.41
NBZ-00087	90138	Tl-208	0.396	0.0159	0.0237	0.937	1.00 - 1.41
NBZ-00087	90138	Tm-171	-6.32 U	15.9	5.63	72.4	1.00 - 1.41
NBZ-00087	90138	U-233/234	1.03	0.0855	0.0993	2.02	1.00 - 1.41
NBZ-00087	90138	U-235/236	0.0206	0.0457	0.0143	0.151	1.00 - 1.41
NBZ-00087	90138	U-238	0.984	0.0581	0.0948	1.8	1.00 - 1.41
NBZ-00088	90139	Ac-227	-0.033 U	0.185	0.0554	0.217	0.00 - 0.50
NBZ-00088	90139	Am-241	0.0093	0.0084	0.0054	0.0454	0.00 - 0.50
NBZ-00088	90139	Bi-212	0.862	0.135	0.0822	2.15	0.00 - 0.50
NBZ-00088	90139	Bi-214	0.925	0.0311	0.0453	1.59	0.00 - 0.50
NBZ-00088	90139	Cd-113m	-13.7 U	123	37.7	3030	0.00 - 0.50
NBZ-00088	90139	Cm-243/244	0.0075 U	0.034	0.0092	0.0443	0.00 - 0.50
NBZ-00088	90139	Co-60	0.0036 U	0.0186	0.0054	0.028	0.00 - 0.50
NBZ-00088	90139	Cs-134	0.0063 U	0.0154	0.0052	0.0864	0.00 - 0.50
NBZ-00088	90139	Cs-137	0.0263	0.0173	0.012	0.207	0.00 - 0.50
NBZ-00088	90139	Eu-152	-0.0212 U	0.0453	0.0158	0.0566	0.00 - 0.50
NBZ-00088	90139	Eu-154	-0.0589 U	0.105	0.0343	0.15	0.00 - 0.50
NBZ-00088	90139	Eu-155	0.0212 U	0.064	0.0199	0.231	0.00 - 0.50
NBZ-00088	90139	Ho-166m	-0.0045 U	0.0275	0.0082	0.0432	0.00 - 0.50
NBZ-00088	90139	K-40	23.4	0.135	1.27	32.4	0.00 - 0.50
NBZ-00088	90139	Na-22	-0.0047 U	0.0217	0.0066	0.037	0.00 - 0.50
NBZ-00088	90139	Nb-94	0.0075 U	0.0165	0.005	0.0214	0.00 - 0.50
NBZ-00088	90139	Np-236	-0.0034 U	0.0348	0.0106	0.047	0.00 - 0.50
NBZ-00088	90139	Np-239	0.0483 U	0.125	0.038	0.139	0.00 - 0.50
NBZ-00088	90139	Pa-231	0.0935 U	0.775	0.229	0.936	0.00 - 0.50
NBZ-00088	90139	Pb-212	1.21	0.0316	0.0703	2.69	0.00 - 0.50

Table A.2
Analytical Results Summary
Northern Buffer Zone, Round 1

Sample Location	Sample ID	Analyte Name	Activity	MDC	TPU	RTL	Sample Depth (feet bgs)
NBZ-00088	90139	Pb-214	0.986	0.0332	0.048	1.7	0.00 - 0.50
NBZ-00088	90139	Pu-238	0.0067 U	0.0206	0.0059	0.0415	0.00 - 0.50
NBZ-00088	90139	Pu-239/240	0.0015 U	0.0206	0.0046	0.0404	0.00 - 0.50
NBZ-00088	90139	Sb-125	0.0132 U	0.0448	0.0137	0.354	0.00 - 0.50
NBZ-00088	90139	Sn-126	-0.0065 U	0.0175	0.0055	0.0237	0.00 - 0.50
NBZ-00088	90139	Sr-90	-0.0542 U	0.165	0.0381	0.485	0.00 - 0.50
NBZ-00088	90139	Th-228	1.09	0.12	0.13	3.98	0.00 - 0.50
NBZ-00088	90139	Th-229	0.0758	0.101	0.0362	0.145	0.00 - 0.50
NBZ-00088	90139	Th-230	0.778	0.162	0.11	2.2	0.00 - 0.50
NBZ-00088	90139	Th-232	0.798	0.0793	0.105	3.1	0.00 - 0.50
NBZ-00088	90139	Th-234	1.41	0.259	0.145	3.19	0.00 - 0.50
NBZ-00088	90139	Tl-208	0.387	0.0165	0.0235	0.937	0.00 - 0.50
NBZ-00088	90139	Tm-171	-2.66 U	10.9	3.68	72.4	0.00 - 0.50
NBZ-00088	90139	U-233/234	0.831	0.0778	0.0882	2.02	0.00 - 0.50
NBZ-00088	90139	U-235/236	0.0619	0.0511	0.0228	0.151	0.00 - 0.50
NBZ-00088	90139	U-238	0.845	0.0334	0.0873	1.8	0.00 - 0.50
NBZ-00088	90140	Ac-227	-0.0735 U	0.208	0.0664	0.217	1.00 - 1.60
NBZ-00088	90140	Am-241	0.0015 U	0.0216	0.0048	0.0454	1.00 - 1.60
NBZ-00088	90140	Bi-212	0.739	0.128	0.0736	2.15	1.00 - 1.60
NBZ-00088	90140	Bi-214	0.992	0.0308	0.0469	1.59	1.00 - 1.60
NBZ-00088	90140	Cd-113m	-47.4 U	139	50.3	3030	1.00 - 1.60
NBZ-00088	90140	Cm-243/244	-0.0033 U	0.0392	0.0092	0.0443	1.00 - 1.60
NBZ-00088	90140	Co-60	0.002 U	0.0171	0.005	0.028	1.00 - 1.60
NBZ-00088	90140	Cs-134	0.0047 U	0.0153	0.0053	0.0864	1.00 - 1.60
NBZ-00088	90140	Cs-137	0.07	0.0164	0.0117	0.207	1.00 - 1.60
NBZ-00088	90140	Eu-152	-0.0007 U	0.0504	0.0192	0.0566	1.00 - 1.60
NBZ-00088	90140	Eu-154	-0.0679 U J	0.0947	0.0333	0.15	1.00 - 1.60
NBZ-00088	90140	Eu-155	0.0403 JSK	0.0769	0.0244	0.231	1.00 - 1.60
NBZ-00088	90140	Ho-166m	-0.0019 U	0.0256	0.0077	0.0432	1.00 - 1.60
NBZ-00088	90140	K-40	23.5	0.136	1.31	32.4	1.00 - 1.60
NBZ-00088	90140	Na-22	-0.0102 U	0.0205	0.0067	0.037	1.00 - 1.60
NBZ-00088	90140	Nb-94	0.0102 JSK	0.0155	0.0051	0.0214	1.00 - 1.60
NBZ-00088	90140	Np-236	-0.0081 U	0.0403	0.0122	0.047	1.00 - 1.60

Table A.2
Analytical Results Summary
Northern Buffer Zone, Round 1

Sample Location	Sample ID	Analyte Name	Activity	MDC	TPU	RTL	Sample Depth (feet bgs)
NBZ-00088	90140	Np-239	-0.0555 U	0.138	0.0444	0.139	1.00 - 1.60
NBZ-00088	90140	Pa-231	-0.0624 U	0.86	0.274	0.936	1.00 - 1.60
NBZ-00088	90140	Pb-212	1.24	0.0349	0.0746	2.69	1.00 - 1.60
NBZ-00088	90140	Pb-214	1.12	0.0348	0.0536	1.7	1.00 - 1.60
NBZ-00088	90140	Pu-238	-0.0032 U	0.0173	0.0031	0.0415	1.00 - 1.60
NBZ-00088	90140	Pu-239/240	0.0012 U	0.0173	0.0038	0.0404	1.00 - 1.60
NBZ-00088	90140	Sb-125	-0.0115 U	0.0442	0.0134	0.354	1.00 - 1.60
NBZ-00088	90140	Sn-126	0.0053 U	0.0172	0.0052	0.0237	1.00 - 1.60
NBZ-00088	90140	Sr-90	0.0274 U	0.145	0.0417	0.485	1.00 - 1.60
NBZ-00088	90140	Th-228	0.937	0.117	0.117	3.98	1.00 - 1.60
NBZ-00088	90140	Th-229	0 U	0.113	0.0258	0.145	1.00 - 1.60
NBZ-00088	90140	Th-230	0.619	0.0974	0.0903	2.2	1.00 - 1.60
NBZ-00088	90140	Th-232	0.92	0.077	0.112	3.1	1.00 - 1.60
NBZ-00088	90140	Th-234	1.46	0.34	0.177	3.19	1.00 - 1.60
NBZ-00088	90140	Tl-208	0.371	0.0163	0.0224	0.937	1.00 - 1.60
NBZ-00088	90140	Tm-171	-2.82 U	16.1	5.39	72.4	1.00 - 1.60
NBZ-00088	90140	U-233/234	0.842	0.0888	0.0937	2.02	1.00 - 1.60
NBZ-00088	90140	U-235/236	0.0707	0.0583	0.0261	0.151	1.00 - 1.60
NBZ-00088	90140	U-238	0.719	0.0381	0.082	1.8	1.00 - 1.60
NBZ-00089	90141	Ac-227	-0.0343 U	0.23	0.0719	0.217	0.00 - 0.50
NBZ-00089	90141	Am-241	0.004 U	0.0195	0.0051	0.0454	0.00 - 0.50
NBZ-00089	90141	Bi-212	0.945	0.147	0.0908	2.15	0.00 - 0.50
NBZ-00089	90141	Bi-214	1.14	0.0362	0.0535	1.59	0.00 - 0.50
NBZ-00089	90141	Cd-113m	-64 U	154	50.5	3030	0.00 - 0.50
NBZ-00089	90141	Cm-243/244	0.0071	0.0138	0.0046	0.0443	0.00 - 0.50
NBZ-00089	90141	Co-60	-0.0003 U	0.0206	0.006	0.028	0.00 - 0.50
NBZ-00089	90141	Cs-134	0.0071 U	0.0176	0.006	0.0864	0.00 - 0.50
NBZ-00089	90141	Cs-137	0.0971	0.0203	0.009	0.207	0.00 - 0.50
NBZ-00089	90141	Eu-152	-0.0103 U	0.0558	0.0193	0.0566	0.00 - 0.50
NBZ-00089	90141	Eu-154	0.0172 U	0.117	0.035	0.15	0.00 - 0.50
NBZ-00089	90141	Eu-155	0.0793 JSK	0.0874	0.0317	0.231	0.00 - 0.50
NBZ-00089	90141	Ho-166m	-0.004 U	0.0307	0.0091	0.0432	0.00 - 0.50
NBZ-00089	90141	K-40	22.3	0.145	1.39	32.4	0.00 - 0.50

Table A.2
Analytical Results Summary
Northern Buffer Zone, Round 1

Sample Location	Sample ID	Analyte Name	Activity	MDC	TPU	RTL	Sample Depth (feet bgs)
NBZ-00089	90141	Na-22	-0.0062 U	0.0242	0.0083	0.037	0.00 - 0.50
NBZ-00089	90141	Nb-94	-0.0022 U	0.0173	0.0051	0.0214	0.00 - 0.50
NBZ-00089	90141	Np-236	-0.0066 U	0.0454	0.0136	0.047	0.00 - 0.50
NBZ-00089	90141	Np-239	-0.0657 U	0.153	0.05	0.139	0.00 - 0.50
NBZ-00089	90141	Pa-231	-0.0798 U	0.952	0.296	0.936	0.00 - 0.50
NBZ-00089	90141	Pb-212	1.41	0.039	0.094	2.69	0.00 - 0.50
NBZ-00089	90141	Pb-214	1.28	0.0398	0.0645	1.7	0.00 - 0.50
NBZ-00089	90141	Pu-238	0.0059	0.0053	0.0034	0.0415	0.00 - 0.50
NBZ-00089	90141	Pu-239/240	0.0103	0.0125	0.005	0.0404	0.00 - 0.50
NBZ-00089	90141	Sb-125	0.0206 U	0.0528	0.0162	0.354	0.00 - 0.50
NBZ-00089	90141	Sn-126	0.0099 U	0.0206	0.0063	0.0237	0.00 - 0.50
NBZ-00089	90141	Sr-90	0.0497 U	0.154	0.0457	0.485	0.00 - 0.50
NBZ-00089	90141	Th-228	1.05	0.0824	0.113	3.98	0.00 - 0.50
NBZ-00089	90141	Th-229	0.0086 U	0.121	0.0311	0.145	0.00 - 0.50
NBZ-00089	90141	Th-230	0.894	0.0633	0.101	2.2	0.00 - 0.50
NBZ-00089	90141	Th-232	1.14	0.0232	0.116	3.1	0.00 - 0.50
NBZ-00089	90141	Th-234	1.57	0.381	0.18	3.19	0.00 - 0.50
NBZ-00089	90141	Tl-208	0.426	0.0186	0.0254	0.937	0.00 - 0.50
NBZ-00089	90141	Tm-171	-23.6 U J	21.2	9.18	72.4	0.00 - 0.50
NBZ-00089	90141	U-233/234	1.04	0.108	0.118	2.02	0.00 - 0.50
NBZ-00089	90141	U-235/236	0.0079 U	0.0848	0.02	0.151	0.00 - 0.50
NBZ-00089	90141	U-238	1.02	0.0206	0.114	1.8	0.00 - 0.50
NBZ-00089	90142	Ac-227	-0.0273 U	0.234	0.0697	0.217	1.00 - 1.60
NBZ-00089	90142	Am-241	0.0121	0.0066	0.0054	0.0454	1.00 - 1.60
NBZ-00089	90142	Bi-212	0.909 J	0.266	0.232	2.15	1.00 - 1.60
NBZ-00089	90142	Bi-214	1.01	0.0409	0.0526	1.59	1.00 - 1.60
NBZ-00089	90142	Cd-113m	9.49 U	156	46.2	3030	1.00 - 1.60
NBZ-00089	90142	Cm-243/244	-0.0001 U	0.0301	0.0071	0.0443	1.00 - 1.60
NBZ-00089	90142	Co-60	-0.0023 U	0.0245	0.0073	0.028	1.00 - 1.60
NBZ-00089	90142	Cs-134	0.0069 U	0.02	0.0068	0.0864	1.00 - 1.60
NBZ-00089	90142	Cs-137	-0.0052 U	0.0247	0.0075	0.207	1.00 - 1.60
NBZ-00089	90142	Eu-152	-0.0036 U	0.0593	0.0193	0.0566	1.00 - 1.60
NBZ-00089	90142	Eu-154	-0.0069 U	0.142	0.0413	0.15	1.00 - 1.60

Table A.2
Analytical Results Summary
Northern Buffer Zone, Round 1

Sample Location	Sample ID	Analyte Name	Activity	MDC	TPU	RTL	Sample Depth (feet bgs)
NBZ-00089	90142	Eu-155	0.0632 JSK	0.0773	0.0275	0.231	1.00 - 1.60
NBZ-00089	90142	Ho-166m	-0.0193 U	0.035	0.0117	0.0432	1.00 - 1.60
NBZ-00089	90142	K-40	19.8	0.198	1.14	32.4	1.00 - 1.60
NBZ-00089	90142	Na-22	-0.0079 U	0.0292	0.009	0.037	1.00 - 1.60
NBZ-00089	90142	Nb-94	0.0115 JSK	0.0225	0.007	0.0214	1.00 - 1.60
NBZ-00089	90142	Np-236	0.0041 U	0.041	0.0125	0.047	1.00 - 1.60
NBZ-00089	90142	Np-239	-0.0139 U	0.151	0.0446	0.139	1.00 - 1.60
NBZ-00089	90142	Pa-231	-0.212 U	0.962	0.293	0.936	1.00 - 1.60
NBZ-00089	90142	Pb-212	1.21	0.0388	0.0721	2.69	1.00 - 1.60
NBZ-00089	90142	Pb-214	1.08	0.0418	0.0539	1.7	1.00 - 1.60
NBZ-00089	90142	Pu-238	0.0066	0.0129	0.0043	0.0415	1.00 - 1.60
NBZ-00089	90142	Pu-239/240	0.0041	0.0055	0.0029	0.0404	1.00 - 1.60
NBZ-00089	90142	Sb-125	0.0052 U	0.0565	0.0171	0.354	1.00 - 1.60
NBZ-00089	90142	Sn-126	-0.0003 U	0.0233	0.0069	0.0237	1.00 - 1.60
NBZ-00089	90142	Sr-90	-0.0365 U	0.212	0.0553	0.485	1.00 - 1.60
NBZ-00089	90142	Th-228	1.15	0.0219	0.113	3.98	1.00 - 1.60
NBZ-00089	90142	Th-229	0.0393	0.0846	0.0261	0.145	1.00 - 1.60
NBZ-00089	90142	Th-230	0.855	0.103	0.0962	2.2	1.00 - 1.60
NBZ-00089	90142	Th-232	1.27	0.0576	0.119	3.1	1.00 - 1.60
NBZ-00089	90142	Th-234	1.18	0.308	0.158	3.19	1.00 - 1.60
NBZ-00089	90142	Tl-208	0.427	0.0216	0.0275	0.937	1.00 - 1.60
NBZ-00089	90142	Tm-171	-8.89 U	13.3	5.01	72.4	1.00 - 1.60
NBZ-00089	90142	U-233/234	1.11	0.0573	0.107	2.02	1.00 - 1.60
NBZ-00089	90142	U-235/236	0.0455	0.0176	0.0175	0.151	1.00 - 1.60
NBZ-00089	90142	U-238	0.932	0.0335	0.0938	1.8	1.00 - 1.60
NBZ-00090	90143	Ac-227	0.0294 U	0.196	0.0578	0.217	0.00 - 0.50
NBZ-00090	90143	Am-241	0.002	0.0054	0.002	0.0454	0.00 - 0.50
NBZ-00090	90143	Bi-212	0.988	0.127	0.0816	2.15	0.00 - 0.50
NBZ-00090	90143	Bi-214	1.23	0.0299	0.0561	1.59	0.00 - 0.50
NBZ-00090	90143	Cd-113m	29.7 U	131	40	3030	0.00 - 0.50
NBZ-00090	90143	Cm-243/244	0.0124	0.0126	0.0055	0.0443	0.00 - 0.50
NBZ-00090	90143	Co-60	-0.0035 U	0.0172	0.0053	0.028	0.00 - 0.50
NBZ-00090	90143	Cs-134	0.002 U	0.0149	0.0052	0.0864	0.00 - 0.50

Table A.2
Analytical Results Summary
Northern Buffer Zone, Round 1

Sample Location	Sample ID	Analyte Name	Activity	MDC	TPU	RTL	Sample Depth (feet bgs)
NBZ-00090	90143	Cs-137	0.105	0.0162	0.0105	0.207	0.00 - 0.50
NBZ-00090	90143	Eu-152	0.0132 U	0.047	0.016	0.0566	0.00 - 0.50
NBZ-00090	90143	Eu-154	-0.0036 U	0.0898	0.0306	0.15	0.00 - 0.50
NBZ-00090	90143	Eu-155	0.0561 SK	0.0671	0.0276	0.231	0.00 - 0.50
NBZ-00090	90143	Ho-166m	-0.0128 U	0.0247	0.008	0.0432	0.00 - 0.50
NBZ-00090	90143	K-40	23.6	0.13	1.32	32.4	0.00 - 0.50
NBZ-00090	90143	Na-22	0.0022 U	0.0215	0.0064	0.037	0.00 - 0.50
NBZ-00090	90143	Nb-94	-0.0002 U	0.0146	0.0042	0.0214	0.00 - 0.50
NBZ-00090	90143	Np-236	-0.0271 U J	0.0363	0.013	0.047	0.00 - 0.50
NBZ-00090	90143	Np-239	-0.0447 U	0.127	0.039	0.139	0.00 - 0.50
NBZ-00090	90143	Pa-231	-0.162 U	0.796	0.247	0.936	0.00 - 0.50
NBZ-00090	90143	Pb-212	1.4	0.033	0.0829	2.69	0.00 - 0.50
NBZ-00090	90143	Pb-214	1.41	0.0325	0.0647	1.7	0.00 - 0.50
NBZ-00090	90143	Pu-238	0.0083	0.0123	0.0045	0.0415	0.00 - 0.50
NBZ-00090	90143	Pu-239/240	-0.0012 U	0.021	0.0046	0.0404	0.00 - 0.50
NBZ-00090	90143	Sb-125	0.0342 JSK	0.0449	0.0153	0.354	0.00 - 0.50
NBZ-00090	90143	Sn-126	-0.0024 U	0.0161	0.0047	0.0237	0.00 - 0.50
NBZ-00090	90143	Sr-90	0.527	0.154	0.09	0.485	0.00 - 0.50
NBZ-00090	90143	Th-228	1.29	0.0851	0.117	3.98	0.00 - 0.50
NBZ-00090	90143	Th-229	0.0069 U	0.09	0.0228	0.145	0.00 - 0.50
NBZ-00090	90143	Th-230	0.91	0.0636	0.092	2.2	0.00 - 0.50
NBZ-00090	90143	Th-232	1.04	0.0634	0.1	3.1	0.00 - 0.50
NBZ-00090	90143	Th-234	1.85	0.289	0.173	3.19	0.00 - 0.50
NBZ-00090	90143	Tl-208	0.433	0.0169	0.0242	0.937	0.00 - 0.50
NBZ-00090	90143	Tm-171	-1.12 U	12.6	4.28	72.4	0.00 - 0.50
NBZ-00090	90143	U-233/234	1.59	0.11	0.181	2.02	0.00 - 0.50
NBZ-00090	90143	U-235/236	0.103	0.107	0.0437	0.151	0.00 - 0.50
NBZ-00090	90143	U-238	1.91	0.0699	0.206	1.8	0.00 - 0.50
NBZ-00090	90144	Ac-227	-0.16 U J	0.189	0.0698	0.217	1.00 - 2.50
NBZ-00090	90144	Am-241	-0.0044 U	0.027	0.0056	0.0454	1.00 - 2.50
NBZ-00090	90144	Bi-212	0.916	0.135	0.0806	2.15	1.00 - 2.50
NBZ-00090	90144	Bi-214	1.18	0.0308	0.0553	1.59	1.00 - 2.50
NBZ-00090	90144	Cd-113m	19.4 U	130	40.8	3030	1.00 - 2.50

Table A.2
Analytical Results Summary
Northern Buffer Zone, Round 1

Sample Location	Sample ID	Analyte Name	Activity	MDC	TPU	RTL	Sample Depth (feet bgs)
NBZ-00090	90144	Cm-243/244	0.0059 U	0.0255	0.007	0.0443	1.00 - 2.50
NBZ-00090	90144	Co-60	-0.0067 U	0.0177	0.0056	0.028	1.00 - 2.50
NBZ-00090	90144	Cs-134	0.0026 U	0.0152	0.0052	0.0864	1.00 - 2.50
NBZ-00090	90144	Cs-137	0.0244	0.0184	0.0073	0.207	1.00 - 2.50
NBZ-00090	90144	Eu-152	-0.0285 U	0.0466	0.0172	0.0566	1.00 - 2.50
NBZ-00090	90144	Eu-154	0.0311 U	0.104	0.0306	0.15	1.00 - 2.50
NBZ-00090	90144	Eu-155	0.0599 SK	0.0679	0.0238	0.231	1.00 - 2.50
NBZ-00090	90144	Ho-166m	0.0037 U	0.0261	0.0077	0.0432	1.00 - 2.50
NBZ-00090	90144	K-40	20.7	0.122	1.12	32.4	1.00 - 2.50
NBZ-00090	90144	Na-22	-0.0072 U	0.0199	0.0062	0.037	1.00 - 2.50
NBZ-00090	90144	Nb-94	0.0175 JSK	0.0164	0.0062	0.0214	1.00 - 2.50
NBZ-00090	90144	Np-236	-0.0049 U	0.037	0.011	0.047	1.00 - 2.50
NBZ-00090	90144	Np-239	-0.0043 U	0.13	0.0393	0.139	1.00 - 2.50
NBZ-00090	90144	Pa-231	-0.242 U	0.785	0.282	0.936	1.00 - 2.50
NBZ-00090	90144	Pb-212	1.4	0.0336	0.0794	2.69	1.00 - 2.50
NBZ-00090	90144	Pb-214	1.31	0.0341	0.06	1.7	1.00 - 2.50
NBZ-00090	90144	Pu-238	0.0027 U	0.0285	0.0067	0.0415	1.00 - 2.50
NBZ-00090	90144	Pu-239/240	0.0027 U	0.0285	0.0067	0.0404	1.00 - 2.50
NBZ-00090	90144	Sb-125	-0.0086 U	0.0446	0.0132	0.354	1.00 - 2.50
NBZ-00090	90144	Sn-126	-0.0016 U	0.0171	0.0051	0.0237	1.00 - 2.50
NBZ-00090	90144	Sr-90	0.0096 U	0.173	0.0471	0.485	1.00 - 2.50
NBZ-00090	90144	Th-228	0.948	0.0815	0.0948	3.98	1.00 - 2.50
NBZ-00090	90144	Th-229	0.0131 U	0.0708	0.0186	0.145	1.00 - 2.50
NBZ-00090	90144	Th-230	1.08	0.0483	0.0998	2.2	1.00 - 2.50
NBZ-00090	90144	Th-232	0.798	0.0177	0.0823	3.1	1.00 - 2.50
NBZ-00090	90144	Th-234	1.63	0.286	0.158	3.19	1.00 - 2.50
NBZ-00090	90144	Tl-208	0.448	0.0171	0.0261	0.937	1.00 - 2.50
NBZ-00090	90144	Tm-171	-0.695 U	12.5	4.4	72.4	1.00 - 2.50
NBZ-00090	90144	U-233/234	0.9	0.0677	0.0921	2.02	1.00 - 2.50
NBZ-00090	90144	U-235/236	0.0448	0.0174	0.0172	0.151	1.00 - 2.50
NBZ-00090	90144	U-238	0.969	0.014	0.0956	1.8	1.00 - 2.50
NBZ-00091	90145	Ac-227	-0.0551 U	0.182	0.0555	0.217	0.00 - 0.50
NBZ-00091	90145	Am-241	-0.0004 U	0.022	0.0046	0.0454	0.00 - 0.50

Table A.2
Analytical Results Summary
Northern Buffer Zone, Round 1

Sample Location	Sample ID	Analyte Name	Activity	MDC	TPU	RTL	Sample Depth (feet bgs)
NBZ-00091	90145	Bi-212	0.692	0.133	0.0754	2.15	0.00 - 0.50
NBZ-00091	90145	Bi-214	0.932	0.0315	0.0454	1.59	0.00 - 0.50
NBZ-00091	90145	Cd-113m	-5.84 U	120	35.4	3030	0.00 - 0.50
NBZ-00091	90145	Cm-243/244	0.003 U	0.0319	0.0081	0.0443	0.00 - 0.50
NBZ-00091	90145	Co-60	0.0051 U	0.0189	0.0056	0.028	0.00 - 0.50
NBZ-00091	90145	Cs-134	0.01 JSK	0.0152	0.0054	0.0864	0.00 - 0.50
NBZ-00091	90145	Cs-137	0.0599 J	0.018	0.0082	0.207	0.00 - 0.50
NBZ-00091	90145	Eu-152	-0.0176 U	0.0446	0.0152	0.0566	0.00 - 0.50
NBZ-00091	90145	Eu-154	-0.0146 U	0.102	0.0302	0.15	0.00 - 0.50
NBZ-00091	90145	Eu-155	0.0365 JSK	0.0637	0.0207	0.231	0.00 - 0.50
NBZ-00091	90145	Ho-166m	-0.0115 U J	0.0257	0.0083	0.0432	0.00 - 0.50
NBZ-00091	90145	K-40	20.8	0.123	1.12	32.4	0.00 - 0.50
NBZ-00091	90145	Na-22	-0.018 U J	0.0207	0.0078	0.037	0.00 - 0.50
NBZ-00091	90145	Nb-94	-0.0017 U	0.015	0.0045	0.0214	0.00 - 0.50
NBZ-00091	90145	Np-236	-0.0106 U	0.034	0.0106	0.047	0.00 - 0.50
NBZ-00091	90145	Np-239	0.0523 U	0.12	0.0368	0.139	0.00 - 0.50
NBZ-00091	90145	Pa-231	0.0204 U	0.753	0.229	0.936	0.00 - 0.50
NBZ-00091	90145	Pb-212	1.17	0.0297	0.0658	2.69	0.00 - 0.50
NBZ-00091	90145	Pb-214	1.07	0.0322	0.0493	1.7	0.00 - 0.50
NBZ-00091	90145	Pu-238	-0.0095 U	0.0436	0.0102	0.0415	0.00 - 0.50
NBZ-00091	90145	Pu-239/240	0.0081 U	0.026	0.0074	0.0404	0.00 - 0.50
NBZ-00091	90145	Sb-125	-0.004 U	0.0424	0.0129	0.354	0.00 - 0.50
NBZ-00091	90145	Sn-126	0.0017 U	0.0171	0.005	0.0237	0.00 - 0.50
NBZ-00091	90145	Sr-90	0.0317 U	0.0691	0.0212	0.485	0.00 - 0.50
NBZ-00091	90145	Th-228	0.829 L	0.156	0.0969	3.98	0.00 - 0.50
NBZ-00091	90145	Th-229	0 UL	0.131	0.0341	0.145	0.00 - 0.50
NBZ-00091	90145	Th-230	0.618 L	0.121	0.0789	2.2	0.00 - 0.50
NBZ-00091	90145	Th-232	0.727 L	0.0643	0.081	3.1	0.00 - 0.50
NBZ-00091	90145	Th-234	1.58	0.28	0.161	3.19	0.00 - 0.50
NBZ-00091	90145	Tl-208	0.368	0.0155	0.0224	0.937	0.00 - 0.50
NBZ-00091	90145	Tm-171	-10.8 U J	13.3	5.14	72.4	0.00 - 0.50
NBZ-00091	90145	U-233/234	0.516	0.135	0.0749	2.02	0.00 - 0.50
NBZ-00091	90145	U-235/236	0.0244	0.0473	0.0159	0.151	0.00 - 0.50

Table A.2
Analytical Results Summary
Northern Buffer Zone, Round 1

Sample Location	Sample ID	Analyte Name	Activity	MDC	TPU	RTL	Sample Depth (feet bgs)
NBZ-00091	90145	U-238	0.479	0.0702	0.0648	1.8	0.00 - 0.50
NBZ-00091	90146	Ac-227	0.107 J	0.216	0.0673	0.217	1.00 - 4.20
NBZ-00091	90146	Am-241	-0.0085 U	0.026	0.0049	0.0454	1.00 - 4.20
NBZ-00091	90146	Bi-212	0.833	0.136	0.0807	2.15	1.00 - 4.20
NBZ-00091	90146	Bi-214	0.99	0.0332	0.0489	1.59	1.00 - 4.20
NBZ-00091	90146	Cd-113m	-67 U	142	51.3	3030	1.00 - 4.20
NBZ-00091	90146	Cm-243/244	-0.0022 U	0.0172	0.003	0.0443	1.00 - 4.20
NBZ-00091	90146	Co-60	-0.0079 U	0.0181	0.0059	0.028	1.00 - 4.20
NBZ-00091	90146	Cs-134	0.0092 JSK	0.0164	0.0059	0.0864	1.00 - 4.20
NBZ-00091	90146	Cs-137	0.0101 J	0.0189	0.0068	0.207	1.00 - 4.20
NBZ-00091	90146	Eu-152	-0.0262 U	0.0504	0.0234	0.0566	1.00 - 4.20
NBZ-00091	90146	Eu-154	-0.0616 U	0.0927	0.0367	0.15	1.00 - 4.20
NBZ-00091	90146	Eu-155	0.0762 SK	0.0802	0.0291	0.231	1.00 - 4.20
NBZ-00091	90146	Ho-166m	0.012 U	0.0282	0.0085	0.0432	1.00 - 4.20
NBZ-00091	90146	K-40	19.5	0.132	1.07	32.4	1.00 - 4.20
NBZ-00091	90146	Na-22	-0.0181 U J	0.021	0.0079	0.037	1.00 - 4.20
NBZ-00091	90146	Nb-94	0.0187 JSK	0.017	0.0064	0.0214	1.00 - 4.20
NBZ-00091	90146	Np-236	-0.0204 U	0.0434	0.0146	0.047	1.00 - 4.20
NBZ-00091	90146	Np-239	-0.0259 U	0.145	0.0432	0.139	1.00 - 4.20
NBZ-00091	90146	Pa-231	-0.625 U	0.887	0.32	0.936	1.00 - 4.20
NBZ-00091	90146	Pb-212	1.35	0.0369	0.0788	2.69	1.00 - 4.20
NBZ-00091	90146	Pb-214	1.12	0.0374	0.0543	1.7	1.00 - 4.20
NBZ-00091	90146	Pu-238	0.0026	0.007	0.0026	0.0415	1.00 - 4.20
NBZ-00091	90146	Pu-239/240	-0.0004 U	0.0232	0.0048	0.0404	1.00 - 4.20
NBZ-00091	90146	Sb-125	-0.0074 U	0.0471	0.0142	0.354	1.00 - 4.20
NBZ-00091	90146	Sn-126	0.0056 U	0.0182	0.0054	0.0237	1.00 - 4.20
NBZ-00091	90146	Sr-90	0.0746 U	0.132	0.0418	0.485	1.00 - 4.20
NBZ-00091	90146	Th-228	0.594 L	0.103	0.07	3.98	1.00 - 4.20
NBZ-00091	90146	Th-229	0.0112 UL	0.0839	0.0223	0.145	1.00 - 4.20
NBZ-00091	90146	Th-230	0.518 L	0.0928	0.0637	2.2	1.00 - 4.20
NBZ-00091	90146	Th-232	0.628 L	0.0516	0.0672	3.1	1.00 - 4.20
NBZ-00091	90146	Th-234	2.02 J	0.438	0.514	3.19	1.00 - 4.20
NBZ-00091	90146	Tl-208	0.456	0.0172	0.0272	0.937	1.00 - 4.20

Table A.2
Analytical Results Summary
Northern Buffer Zone, Round 1

Sample Location	Sample ID	Analyte Name	Activity	MDC	TPU	RTL	Sample Depth (feet bgs)
NBZ-00091	90146	Tm-171	-20.1 U J	17.9	7.3	72.4	1.00 - 4.20
NBZ-00091	90146	U-233/234	0.584	0.0686	0.0724	2.02	1.00 - 4.20
NBZ-00091	90146	U-235/236	0.0331	0.0573	0.0194	0.151	1.00 - 4.20
NBZ-00091	90146	U-238	0.557	0.0532	0.0694	1.8	1.00 - 4.20
NBZ-00092	90147	Ac-227	-0.0917 U	0.213	0.0678	0.217	0.00 - 0.50
NBZ-00092	90147	Am-241	-0.0009 U	0.0269	0.0064	0.0454	0.00 - 0.50
NBZ-00092	90147	Bi-212	0.825	0.134	0.0802	2.15	0.00 - 0.50
NBZ-00092	90147	Bi-214	1.04	0.0318	0.0499	1.59	0.00 - 0.50
NBZ-00092	90147	Cd-113m	-0.656 U	141	43.4	3030	0.00 - 0.50
NBZ-00092	90147	Cm-243/244	-0.0126 U	0.0376	0.0085	0.0443	0.00 - 0.50
NBZ-00092	90147	Co-60	0.0013 U	0.0196	0.0056	0.028	0.00 - 0.50
NBZ-00092	90147	Cs-134	0.0047 U	0.0153	0.0051	0.0864	0.00 - 0.50
NBZ-00092	90147	Cs-137	0.0367 J	0.0169	0.0073	0.207	0.00 - 0.50
NBZ-00092	90147	Eu-152	-0.0216 U	0.0506	0.0168	0.0566	0.00 - 0.50
NBZ-00092	90147	Eu-154	-0.108 U J	0.0963	0.0402	0.15	0.00 - 0.50
NBZ-00092	90147	Eu-155	0.0431 JSK	0.0783	0.026	0.231	0.00 - 0.50
NBZ-00092	90147	Ho-166m	-0.0036 U J	0.0278	0.0082	0.0432	0.00 - 0.50
NBZ-00092	90147	K-40	21.3	0.148	1.23	32.4	0.00 - 0.50
NBZ-00092	90147	Na-22	-0.0052 U	0.0213	0.0064	0.037	0.00 - 0.50
NBZ-00092	90147	Nb-94	0.007 U	0.0165	0.005	0.0214	0.00 - 0.50
NBZ-00092	90147	Np-236	-0.0101 U	0.0417	0.0132	0.047	0.00 - 0.50
NBZ-00092	90147	Np-239	-0.0163 U	0.142	0.0422	0.139	0.00 - 0.50
NBZ-00092	90147	Pa-231	-0.44 U	0.85	0.287	0.936	0.00 - 0.50
NBZ-00092	90147	Pb-212	1.34	0.0359	0.0933	2.69	0.00 - 0.50
NBZ-00092	90147	Pb-214	1.18	0.037	0.0594	1.7	0.00 - 0.50
NBZ-00092	90147	Pu-238	-0.0064 U	0.0355	0.0076	0.0415	0.00 - 0.50
NBZ-00092	90147	Pu-239/240	0.0015 U	0.0204	0.0045	0.0404	0.00 - 0.50
NBZ-00092	90147	Sb-125	-0.005 U	0.0466	0.0142	0.354	0.00 - 0.50
NBZ-00092	90147	Sn-126	0.0021 U	0.0177	0.0052	0.0237	0.00 - 0.50
NBZ-00092	90147	Sr-90	0.0669	0.0834	0.0281	0.485	0.00 - 0.50
NBZ-00092	90147	Th-228	1.42 L	0.0787	0.113	3.98	0.00 - 0.50
NBZ-00092	90147	Th-229	0.0054 UL	0.0864	0.0224	0.145	0.00 - 0.50
NBZ-00092	90147	Th-230	1.02 L	0.0712	0.0903	2.2	0.00 - 0.50

Table A.2
Analytical Results Summary
Northern Buffer Zone, Round 1

Sample Location	Sample ID	Analyte Name	Activity	MDC	TPU	RTL	Sample Depth (feet bgs)
NBZ-00092	90147	Th-232	1.26 L	0.0503	0.103	3.1	0.00 - 0.50
NBZ-00092	90147	Th-234	1.65	0.347	0.198	3.19	0.00 - 0.50
NBZ-00092	90147	Tl-208	0.406	0.017	0.0237	0.937	0.00 - 0.50
NBZ-00092	90147	Tm-171	-8.87 U	19.1	6.94	72.4	0.00 - 0.50
NBZ-00092	90147	U-233/234	1.04	0.101	0.107	2.02	0.00 - 0.50
NBZ-00092	90147	U-235/236	0.0389	0.0551	0.02	0.151	0.00 - 0.50
NBZ-00092	90147	U-238	1.05	0.0153	0.104	1.8	0.00 - 0.50
NBZ-00092	90148	Ac-227	-0.0686 U	0.185	0.0595	0.217	1.00 - 2.30
NBZ-00092	90148	Am-241	0.0021 U	0.0264	0.0066	0.0454	1.00 - 2.30
NBZ-00092	90148	Bi-212	1.02	0.128	0.0817	2.15	1.00 - 2.30
NBZ-00092	90148	Bi-214	0.94	0.0287	0.045	1.59	1.00 - 2.30
NBZ-00092	90148	Cd-113m	7.2 U	121	37	3030	1.00 - 2.30
NBZ-00092	90148	Cm-243/244	0.0057 U	0.0249	0.0068	0.0443	1.00 - 2.30
NBZ-00092	90148	Co-60	-0.007 U	0.0167	0.0054	0.028	1.00 - 2.30
NBZ-00092	90148	Cs-134	-0.0049 U	0.0138	0.005	0.0864	1.00 - 2.30
NBZ-00092	90148	Cs-137	-0.0049 U	0.0157	0.0056	0.207	1.00 - 2.30
NBZ-00092	90148	Eu-152	-0.0027 U	0.0456	0.0132	0.0566	1.00 - 2.30
NBZ-00092	90148	Eu-154	0.0852 J	0.0962	0.036	0.15	1.00 - 2.30
NBZ-00092	90148	Eu-155	0.0809 SK	0.0619	0.0284	0.231	1.00 - 2.30
NBZ-00092	90148	Ho-166m	-0.0123 U	0.0253	0.0084	0.0432	1.00 - 2.30
NBZ-00092	90148	K-40	20.9	0.127	1.13	32.4	1.00 - 2.30
NBZ-00092	90148	Na-22	-0.0028 U	0.0194	0.0059	0.037	1.00 - 2.30
NBZ-00092	90148	Nb-94	0.0049 U	0.0155	0.0047	0.0214	1.00 - 2.30
NBZ-00092	90148	Np-236	-0.0141 U	0.0342	0.0107	0.047	1.00 - 2.30
NBZ-00092	90148	Np-239	0.0144 U	0.125	0.0378	0.139	1.00 - 2.30
NBZ-00092	90148	Pa-231	-0.39 U	0.756	0.255	0.936	1.00 - 2.30
NBZ-00092	90148	Pb-212	1.48	0.0306	0.0844	2.69	1.00 - 2.30
NBZ-00092	90148	Pb-214	1.1	0.0323	0.0522	1.7	1.00 - 2.30
NBZ-00092	90148	Pu-238	0.0034 U	0.0173	0.0044	0.0415	1.00 - 2.30
NBZ-00092	90148	Pu-239/240	-0.0045 U	0.0271	0.0056	0.0404	1.00 - 2.30
NBZ-00092	90148	Sb-125	-0.0108 U	0.042	0.0127	0.354	1.00 - 2.30
NBZ-00092	90148	Sn-126	-0.0032 U	0.0169	0.0052	0.0237	1.00 - 2.30
NBZ-00092	90148	Sr-90	0.0703 U	0.236	0.0701	0.485	1.00 - 2.30

Table A.2
Analytical Results Summary
Northern Buffer Zone, Round 1

Sample Location	Sample ID	Analyte Name	Activity	MDC	TPU	RTL	Sample Depth (feet bgs)
NBZ-00092	90148	Th-228	0.996 L	0.069	0.0877	3.98	1.00 - 2.30
NBZ-00092	90148	Th-229	0.0052 UL	0.0937	0.0248	0.145	1.00 - 2.30
NBZ-00092	90148	Th-230	0.665 L	0.0774	0.069	2.2	1.00 - 2.30
NBZ-00092	90148	Th-232	0.889 L	0.0378	0.0797	3.1	1.00 - 2.30
NBZ-00092	90148	Th-234	1.72	0.284	0.158	3.19	1.00 - 2.30
NBZ-00092	90148	Tl-208	0.433	0.016	0.0252	0.937	1.00 - 2.30
NBZ-00092	90148	Tm-171	5.11 U	12.3	4.36	72.4	1.00 - 2.30
NBZ-00092	90148	U-233/234	0.47	0.112	0.0736	2.02	1.00 - 2.30
NBZ-00092	90148	U-235/236	0.0187	0.0253	0.0133	0.151	1.00 - 2.30
NBZ-00092	90148	U-238	0.814	0.0683	0.0981	1.8	1.00 - 2.30
NBZ-00094	90152	Ac-227	-0.0575 U	0.28	0.0844	0.217	0.00 - 0.50
NBZ-00094	90152	Am-241	-0.0055 U	0.0336	0.007	0.0454	0.00 - 0.50
NBZ-00094	90152	Bi-212	1.01 J	0.224	0.134	2.15	0.00 - 0.50
NBZ-00094	90152	Bi-214	1.1	0.0505	0.0599	1.59	0.00 - 0.50
NBZ-00094	90152	Cd-113m	2.79 U	193	58.9	3030	0.00 - 0.50
NBZ-00094	90152	Cm-243/244	-0.0076 U	0.0458	0.0108	0.0443	0.00 - 0.50
NBZ-00094	90152	Co-60	-0.0016 U	0.031	0.0091	0.028	0.00 - 0.50
NBZ-00094	90152	Cs-134	0.0112 U	0.0254	0.0086	0.0864	0.00 - 0.50
NBZ-00094	90152	Cs-137	0.0442 J	0.0294	0.018	0.207	0.00 - 0.50
NBZ-00094	90152	Eu-152	-0.0191 U	0.073	0.0258	0.0566	0.00 - 0.50
NBZ-00094	90152	Eu-154	-0.0095 U	0.18	0.0519	0.15	0.00 - 0.50
NBZ-00094	90152	Eu-155	0.157 SJ	0.0872	0.0446	0.231	0.00 - 0.50
NBZ-00094	90152	Ho-166m	-0.0004 U	0.0468	0.0138	0.0432	0.00 - 0.50
NBZ-00094	90152	K-40	24.9	0.242	1.44	32.4	0.00 - 0.50
NBZ-00094	90152	Na-22	-0.0053 U	0.0369	0.011	0.037	0.00 - 0.50
NBZ-00094	90152	Nb-94	0.0075 U	0.0271	0.008	0.0214	0.00 - 0.50
NBZ-00094	90152	Np-236	-0.0114 U	0.0488	0.0152	0.047	0.00 - 0.50
NBZ-00094	90152	Np-239	-0.107 U	0.185	0.0611	0.139	0.00 - 0.50
NBZ-00094	90152	Pa-231	-0.381 U	1.17	0.391	0.936	0.00 - 0.50
NBZ-00094	90152	Pb-212	1.45	0.0479	0.0869	2.69	0.00 - 0.50
NBZ-00094	90152	Pb-214	1.21	0.0522	0.0623	1.7	0.00 - 0.50
NBZ-00094	90152	Pu-238	0.0066 U	0.0204	0.0058	0.0415	0.00 - 0.50
NBZ-00094	90152	Pu-239/240	0.0036 U	0.0282	0.0071	0.0404	0.00 - 0.50

Table A.2
Analytical Results Summary
Northern Buffer Zone, Round 1

Sample Location	Sample ID	Analyte Name	Activity	MDC	TPU	RTL	Sample Depth (feet bgs)
NBZ-00094	90152	Sb-125	0.0281 U	0.0712	0.022	0.354	0.00 - 0.50
NBZ-00094	90152	Sn-126	0 U	0.0297	0.0087	0.0237	0.00 - 0.50
NBZ-00094	90152	Sr-90	0.0329 U	0.111	0.0328	0.485	0.00 - 0.50
NBZ-00094	90152	Th-228	1.44 L	0.114	0.135	3.98	0.00 - 0.50
NBZ-00094	90152	Th-229	0.0239 UL	0.15	0.0414	0.145	0.00 - 0.50
NBZ-00094	90152	Th-230	1.04 L	0.165	0.115	2.2	0.00 - 0.50
NBZ-00094	90152	Th-232	1.58 L	0.0215	0.14	3.1	0.00 - 0.50
NBZ-00094	90152	Th-234	1.57 J	0.381	0.197	3.19	0.00 - 0.50
NBZ-00094	90152	Tl-208	0.498	0.027	0.0325	0.937	0.00 - 0.50
NBZ-00094	90152	Tm-171	1.24 U	16.2	5.39	72.4	0.00 - 0.50
NBZ-00094	90152	U-233/234	0.801	0.0799	0.0893	2.02	0.00 - 0.50
NBZ-00094	90152	U-235/236	0.0669	0.0459	0.0238	0.151	0.00 - 0.50
NBZ-00094	90152	U-238	0.823	0.0158	0.0888	1.8	0.00 - 0.50
NBZ-00095	90153	Ac-227	-0.146 UJ	0.145	0.0558	0.217	0.00 - 0.50
NBZ-00095	90153	Am-241	-0.0041 U	0.0379	0.0086	0.0454	0.00 - 0.50
NBZ-00095	90153	Bi-212	0.748 J	0.0993	0.0625	2.15	0.00 - 0.50
NBZ-00095	90153	Bi-214	0.933	0.0252	0.0436	1.59	0.00 - 0.50
NBZ-00095	90153	Cd-113m	59.5 J	103	32.7	3030	0.00 - 0.50
NBZ-00095	90153	Cm-243/244	-0.0283 U	0.0676	0.016	0.0443	0.00 - 0.50
NBZ-00095	90153	Co-60	0.0006 U	0.0131	0.0038	0.028	0.00 - 0.50
NBZ-00095	90153	Cs-134	0.0134 SJ	0.0122	0.0051	0.0864	0.00 - 0.50
NBZ-00095	90153	Cs-137	0.0422	0.0139	0.0069	0.207	0.00 - 0.50
NBZ-00095	90153	Eu-152	-0.0116 U	0.0364	0.0121	0.0566	0.00 - 0.50
NBZ-00095	90153	Eu-154	-0.0234 U	0.0698	0.0252	0.15	0.00 - 0.50
NBZ-00095	90153	Eu-155	0.0491 SJ	0.0513	0.0216	0.231	0.00 - 0.50
NBZ-00095	90153	Ho-166m	0.0049 U	0.0209	0.0061	0.0432	0.00 - 0.50
NBZ-00095	90153	K-40	18.5	0.0946	1.01	32.4	0.00 - 0.50
NBZ-00095	90153	Na-22	0.0006 U	0.0155	0.005	0.037	0.00 - 0.50
NBZ-00095	90153	Nb-94	-0.0046 U	0.0114	0.0036	0.0214	0.00 - 0.50
NBZ-00095	90153	Np-236	0.0043 U	0.0288	0.0088	0.047	0.00 - 0.50
NBZ-00095	90153	Np-239	-0.014 U	0.102	0.03	0.139	0.00 - 0.50
NBZ-00095	90153	Pa-231	-0.167 U	0.623	0.196	0.936	0.00 - 0.50
NBZ-00095	90153	Pb-212	1.2	0.0246	0.0647	2.69	0.00 - 0.50

Table A.2
Analytical Results Summary
Northern Buffer Zone, Round 1

Sample Location	Sample ID	Analyte Name	Activity	MDC	TPU	RTL	Sample Depth (feet bgs)
NBZ-00095	90153	Pb-214	1.04	0.0267	0.047	1.7	0.00 - 0.50
NBZ-00095	90153	Pu-238	0.0016 U	0.0172	0.0041	0.0415	0.00 - 0.50
NBZ-00095	90153	Pu-239/240	0.0046 U	0.0207	0.0056	0.0404	0.00 - 0.50
NBZ-00095	90153	Sb-125	0.0147 U	0.0344	0.0107	0.354	0.00 - 0.50
NBZ-00095	90153	Sn-126	-0.002 U	0.0129	0.0038	0.0237	0.00 - 0.50
NBZ-00095	90153	Sr-90	-0.0416 U	0.146	0.0365	0.485	0.00 - 0.50
NBZ-00095	90153	Th-228	0.885 L	0.17	0.112	3.98	0.00 - 0.50
NBZ-00095	90153	Th-229	0.0275 UL	0.145	0.04	0.145	0.00 - 0.50
NBZ-00095	90153	Th-230	0.695 L	0.12	0.0928	2.2	0.00 - 0.50
NBZ-00095	90153	Th-232	0.829 L	0.0671	0.0987	3.1	0.00 - 0.50
NBZ-00095	90153	Th-234	1.29	0.22	0.123	3.19	0.00 - 0.50
NBZ-00095	90153	Tl-208	0.385	0.0124	0.0215	0.937	0.00 - 0.50
NBZ-00095	90153	Tm-171	-3.49 U	8.48	2.99	72.4	0.00 - 0.50
NBZ-00095	90153	U-233/234	0.614	0.0575	0.0652	2.02	0.00 - 0.50
NBZ-00095	90153	U-235/236	0.0312	0.0317	0.0138	0.151	0.00 - 0.50
NBZ-00095	90153	U-238	0.645	0.0256	0.066	1.8	0.00 - 0.50
NBZ-00096	90154	Ac-227	0.0148 U	0.176	0.0516	0.217	0.00 - 0.50
NBZ-00096	90154	Am-241	0.0021 U	0.0378	0.0096	0.0454	0.00 - 0.50
NBZ-00096	90154	Bi-212	0.987 J	0.126	0.0865	2.15	0.00 - 0.50
NBZ-00096	90154	Bi-214	0.902	0.0293	0.0442	1.59	0.00 - 0.50
NBZ-00096	90154	Cd-113m	-42.3 U	118	36.4	3030	0.00 - 0.50
NBZ-00096	90154	Cm-243/244	-0.0036 U	0.0421	0.0102	0.0443	0.00 - 0.50
NBZ-00096	90154	Co-60	-0.0013 U	0.0172	0.0051	0.028	0.00 - 0.50
NBZ-00096	90154	Cs-134	0.0007 U	0.0141	0.0048	0.0864	0.00 - 0.50
NBZ-00096	90154	Cs-137	0.0493	0.0185	0.0083	0.207	0.00 - 0.50
NBZ-00096	90154	Eu-152	-0.0002 U	0.0458	0.0141	0.0566	0.00 - 0.50
NBZ-00096	90154	Eu-154	-0.0486 U	0.0926	0.0346	0.15	0.00 - 0.50
NBZ-00096	90154	Eu-155	0.0906 SJ	0.0598	0.0261	0.231	0.00 - 0.50
NBZ-00096	90154	Ho-166m	-0.0195 UJ	0.0243	0.0089	0.0432	0.00 - 0.50
NBZ-00096	90154	K-40	19.7	0.137	1.06	32.4	0.00 - 0.50
NBZ-00096	90154	Na-22	-0.0117 U	0.0203	0.0069	0.037	0.00 - 0.50
NBZ-00096	90154	Nb-94	0.0024 U	0.015	0.0044	0.0214	0.00 - 0.50
NBZ-00096	90154	Np-236	0.0048 U	0.0338	0.0102	0.047	0.00 - 0.50

Table A.2
Analytical Results Summary
Northern Buffer Zone, Round 1

Sample Location	Sample ID	Analyte Name	Activity	MDC	TPU	RTL	Sample Depth (feet bgs)
NBZ-00096	90154	Np-239	-0.01 U	0.117	0.0343	0.139	0.00 - 0.50
NBZ-00096	90154	Pa-231	0.445 J	0.753	0.241	0.936	0.00 - 0.50
NBZ-00096	90154	Pb-212	1.15	0.0289	0.0645	2.69	0.00 - 0.50
NBZ-00096	90154	Pb-214	0.963	0.0311	0.0455	1.7	0.00 - 0.50
NBZ-00096	90154	Pu-238	-0.0019 U	0.0211	0.0042	0.0415	0.00 - 0.50
NBZ-00096	90154	Pu-239/240	0.0008 U	0.0229	0.0054	0.0404	0.00 - 0.50
NBZ-00096	90154	Sb-125	0.0096 U	0.0422	0.0128	0.354	0.00 - 0.50
NBZ-00096	90154	Sn-126	-0.002 U	0.0158	0.0047	0.0237	0.00 - 0.50
NBZ-00096	90154	Sr-90	0.0214 U	0.0825	0.0237	0.485	0.00 - 0.50
NBZ-00096	90154	Th-228	0.785 L	0.0915	0.0896	3.98	0.00 - 0.50
NBZ-00096	90154	Th-229	0.0224 UL	0.105	0.0289	0.145	0.00 - 0.50
NBZ-00096	90154	Th-230	0.663 L	0.0895	0.0807	2.2	0.00 - 0.50
NBZ-00096	90154	Th-232	0.891 L	0.0201	0.0931	3.1	0.00 - 0.50
NBZ-00096	90154	Th-234	1.49 J	0.253	0.157	3.19	0.00 - 0.50
NBZ-00096	90154	Tl-208	0.36	0.0155	0.0214	0.937	0.00 - 0.50
NBZ-00096	90154	Tm-171	-9.77 U	13.1	4.94	72.4	0.00 - 0.50
NBZ-00096	90154	U-233/234	0.631	0.0869	0.0772	2.02	0.00 - 0.50
NBZ-00096	90154	U-235/236	0.0362	0.0196	0.0164	0.151	0.00 - 0.50
NBZ-00096	90154	U-238	0.563	0.0373	0.0691	1.8	0.00 - 0.50
NBZ-00097	90155	Ac-227	0.0843 U	0.209	0.0639	0.217	0.00 - 0.50
NBZ-00097	90155	Am-241	-0.0038 U	0.0259	0.0051	0.0454	0.00 - 0.50
NBZ-00097	90155	Bi-212	0.901	0.132	0.0887	2.15	0.00 - 0.50
NBZ-00097	90155	Bi-214	0.82	0.0316	0.0413	1.59	0.00 - 0.50
NBZ-00097	90155	Cd-113m	52.5 U	141	46.6	3030	0.00 - 0.50
NBZ-00097	90155	Cm-243/244	0.0043 U	0.034	0.009	0.0443	0.00 - 0.50
NBZ-00097	90155	Co-60	-0.0013 U	0.0173	0.0052	0.028	0.00 - 0.50
NBZ-00097	90155	Cs-134	0.0129 JSK	0.0161	0.0061	0.0864	0.00 - 0.50
NBZ-00097	90155	Cs-137	0.0745	0.0168	0.0088	0.207	0.00 - 0.50
NBZ-00097	90155	Eu-152	0.0118 U	0.0508	0.0219	0.0566	0.00 - 0.50
NBZ-00097	90155	Eu-154	-0.0482 U	0.0949	0.0311	0.15	0.00 - 0.50
NBZ-00097	90155	Eu-155	0.0644 JSK	0.0811	0.0286	0.231	0.00 - 0.50
NBZ-00097	90155	Ho-166m	0 U	0.027	0.0078	0.0432	0.00 - 0.50
NBZ-00097	90155	K-40	21.5	0.129	1.18	32.4	0.00 - 0.50

Table A.2
Analytical Results Summary
Northern Buffer Zone, Round 1

Sample Location	Sample ID	Analyte Name	Activity	MDC	TPU	RTL	Sample Depth (feet bgs)
NBZ-00097	90155	Na-22	-0.0087 U	0.021	0.0068	0.037	0.00 - 0.50
NBZ-00097	90155	Nb-94	0.0033 U	0.0158	0.0046	0.0214	0.00 - 0.50
NBZ-00097	90155	Np-236	-0.0223 U	0.0418	0.0139	0.047	0.00 - 0.50
NBZ-00097	90155	Np-239	-0.0589 U J	0.137	0.043	0.139	0.00 - 0.50
NBZ-00097	90155	Pa-231	-0.405 U	0.86	0.289	0.936	0.00 - 0.50
NBZ-00097	90155	Pb-212	1.38	0.0342	0.08	2.69	0.00 - 0.50
NBZ-00097	90155	Pb-214	0.95	0.0362	0.0469	1.7	0.00 - 0.50
NBZ-00097	90155	Pu-238	0.0033	0.0089	0.0033	0.0415	0.00 - 0.50
NBZ-00097	90155	Pu-239/240	0.0084 U	0.026	0.0074	0.0404	0.00 - 0.50
NBZ-00097	90155	Sb-125	0.0071 U	0.0469	0.014	0.354	0.00 - 0.50
NBZ-00097	90155	Sn-126	0.003 U	0.0182	0.0053	0.0237	0.00 - 0.50
NBZ-00097	90155	Sr-90	0.0397 U	0.114	0.0336	0.485	0.00 - 0.50
NBZ-00097	90155	Th-228	1.22 L	0.0625	0.11	3.98	0.00 - 0.50
NBZ-00097	90155	Th-229	0.0263 UL	0.0707	0.0208	0.145	0.00 - 0.50
NBZ-00097	90155	Th-230	0.773 L	0.0608	0.0818	2.2	0.00 - 0.50
NBZ-00097	90155	Th-232	1.15 L	0.0607	0.104	3.1	0.00 - 0.50
NBZ-00097	90155	Th-234	1.11	0.379	0.16	3.19	0.00 - 0.50
NBZ-00097	90155	Tl-208	0.4	0.017	0.024	0.937	0.00 - 0.50
NBZ-00097	90155	Tm-171	-11.5 U	17.3	6.59	72.4	0.00 - 0.50
NBZ-00097	90155	U-233/234	0.709	0.0618	0.0805	2.02	0.00 - 0.50
NBZ-00097	90155	U-235/236	0.088	0.0553	0.0278	0.151	0.00 - 0.50
NBZ-00097	90155	U-238	0.726	0.0154	0.0806	1.8	0.00 - 0.50
NBZ-00099	90157	Ac-227	-0.0726 U	0.188	0.0609	0.217	0.00 - 0.50
NBZ-00099	90157	Am-241	0.0056 U	0.0263	0.007	0.0454	0.00 - 0.50
NBZ-00099	90157	Bi-212	0.955	0.125	0.08	2.15	0.00 - 0.50
NBZ-00099	90157	Bi-214	1.13	0.0285	0.0531	1.59	0.00 - 0.50
NBZ-00099	90157	Cd-113m	24.1 U	124	38.1	3030	0.00 - 0.50
NBZ-00099	90157	Cm-243/244	-0.0187 U	0.0513	0.0114	0.0443	0.00 - 0.50
NBZ-00099	90157	Co-60	0.0043 U	0.0176	0.0052	0.028	0.00 - 0.50
NBZ-00099	90157	Cs-134	0.0011 U	0.0145	0.005	0.0864	0.00 - 0.50
NBZ-00099	90157	Cs-137	0.022	0.0163	0.0075	0.207	0.00 - 0.50
NBZ-00099	90157	Eu-152	0.0133 U	0.0468	0.0137	0.0566	0.00 - 0.50
NBZ-00099	90157	Eu-154	-0.0711 U J	0.0927	0.0334	0.15	0.00 - 0.50

Table A.2
Analytical Results Summary
Northern Buffer Zone, Round 1

Sample Location	Sample ID	Analyte Name	Activity	MDC	TPU	RTL	Sample Depth (feet bgs)
NBZ-00099	90157	Eu-155	0.131 SK	0.0633	0.0293	0.231	0.00 - 0.50
NBZ-00099	90157	Ho-166m	-0.0058 U	0.0254	0.0079	0.0432	0.00 - 0.50
NBZ-00099	90157	K-40	22.5	0.132	1.21	32.4	0.00 - 0.50
NBZ-00099	90157	Na-22	-0.003 U	0.0204	0.0062	0.037	0.00 - 0.50
NBZ-00099	90157	Nb-94	0.0001 U	0.015	0.0045	0.0214	0.00 - 0.50
NBZ-00099	90157	Np-236	-0.0127 U	0.0348	0.0107	0.047	0.00 - 0.50
NBZ-00099	90157	Np-239	0.0179 U J	0.126	0.0385	0.139	0.00 - 0.50
NBZ-00099	90157	Pa-231	-0.112 U	0.781	0.243	0.936	0.00 - 0.50
NBZ-00099	90157	Pb-212	1.52	0.0321	0.0868	2.69	0.00 - 0.50
NBZ-00099	90157	Pb-214	1.27	0.0331	0.0594	1.7	0.00 - 0.50
NBZ-00099	90157	Pu-238	0.0007 U	0.0156	0.003	0.0415	0.00 - 0.50
NBZ-00099	90157	Pu-239/240	0.0045 U	0.0221	0.0058	0.0404	0.00 - 0.50
NBZ-00099	90157	Sb-125	0.0101 U	0.0435	0.0128	0.354	0.00 - 0.50
NBZ-00099	90157	Sn-126	-0.0016 U	0.0168	0.0051	0.0237	0.00 - 0.50
NBZ-00099	90157	Sr-90	0.0135 U	0.0941	0.0262	0.485	0.00 - 0.50
NBZ-00099	90157	Th-228	1.32 L	0.0764	0.126	3.98	0.00 - 0.50
NBZ-00099	90157	Th-229	0.0241 UL	0.105	0.029	0.145	0.00 - 0.50
NBZ-00099	90157	Th-230	0.978 L	0.059	0.103	2.2	0.00 - 0.50
NBZ-00099	90157	Th-232	1.33 L	0.0217	0.124	3.1	0.00 - 0.50
NBZ-00099	90157	Th-234	1.99	0.275	0.166	3.19	0.00 - 0.50
NBZ-00099	90157	Tl-208	0.431	0.0161	0.025	0.937	0.00 - 0.50
NBZ-00099	90157	Tm-171	7.17 J	12.7	4.63	72.4	0.00 - 0.50
NBZ-00099	90157	U-233/234	1.13	0.099	0.125	2.02	0.00 - 0.50
NBZ-00099	90157	U-235/236	0.0506	0.102	0.0321	0.151	0.00 - 0.50
NBZ-00099	90157	U-238	1.13	0.0205	0.122	1.8	0.00 - 0.50
NBZ-00100	90158	Ac-227	-0.0041 U	0.187	0.0575	0.217	0.00 - 0.50
NBZ-00100	90158	Am-241	0.007 U	0.0305	0.0083	0.0454	0.00 - 0.50
NBZ-00100	90158	Bi-212	0.996	0.161	0.088	2.15	0.00 - 0.50
NBZ-00100	90158	Bi-214	0.899	0.0347	0.0463	1.59	0.00 - 0.50
NBZ-00100	90158	Cd-113m	-23 U	123	38.4	3030	0.00 - 0.50
NBZ-00100	90158	Cm-243/244	-0.0005 U	0.0375	0.0092	0.0443	0.00 - 0.50
NBZ-00100	90158	Co-60	-0.0004 U	0.0226	0.0065	0.028	0.00 - 0.50
NBZ-00100	90158	Cs-134	0.001 U	0.0173	0.0059	0.0864	0.00 - 0.50

Table A.2
Analytical Results Summary
Northern Buffer Zone, Round 1

Sample Location	Sample ID	Analyte Name	Activity	MDC	TPU	RTL	Sample Depth (feet bgs)
NBZ-00100	90158	Cs-137	0.02	0.0228	0.0087	0.207	0.00 - 0.50
NBZ-00100	90158	Eu-152	-0.0082 U	0.0486	0.0143	0.0566	0.00 - 0.50
NBZ-00100	90158	Eu-154	-0.0967 U J	0.116	0.043	0.15	0.00 - 0.50
NBZ-00100	90158	Eu-155	0.076 SK	0.0536	0.0195	0.231	0.00 - 0.50
NBZ-00100	90158	Ho-166m	-0.0106 U	0.0319	0.0097	0.0432	0.00 - 0.50
NBZ-00100	90158	K-40	21.1	0.184	1.16	32.4	0.00 - 0.50
NBZ-00100	90158	Na-22	-0.0094 U	0.026	0.008	0.037	0.00 - 0.50
NBZ-00100	90158	Nb-94	0.0011 U	0.0188	0.0054	0.0214	0.00 - 0.50
NBZ-00100	90158	Np-236	-0.0056 U	0.0304	0.0091	0.047	0.00 - 0.50
NBZ-00100	90158	Np-239	0.0219 U J	0.124	0.038	0.139	0.00 - 0.50
NBZ-00100	90158	Pa-231	0.169 U	0.801	0.248	0.936	0.00 - 0.50
NBZ-00100	90158	Pb-212	1.43	0.031	0.0803	2.69	0.00 - 0.50
NBZ-00100	90158	Pb-214	1.01	0.0361	0.048	1.7	0.00 - 0.50
NBZ-00100	90158	Pu-238	0.0012 U	0.0163	0.0036	0.0415	0.00 - 0.50
NBZ-00100	90158	Pu-239/240	-0.0018 U	0.0207	0.0042	0.0404	0.00 - 0.50
NBZ-00100	90158	Sb-125	0.0004 U	0.0491	0.0144	0.354	0.00 - 0.50
NBZ-00100	90158	Sn-126	0.003 U	0.021	0.006	0.0237	0.00 - 0.50
NBZ-00100	90158	Sr-90	0.0472 U	0.103	0.0314	0.485	0.00 - 0.50
NBZ-00100	90158	Th-228	1.31 L	0.0584	0.112	3.98	0.00 - 0.50
NBZ-00100	90158	Th-229	0.0491 L	0.0661	0.0231	0.145	0.00 - 0.50
NBZ-00100	90158	Th-230	0.827 L	0.0569	0.0827	2.2	0.00 - 0.50
NBZ-00100	90158	Th-232	1.5 L	0.0567	0.121	3.1	0.00 - 0.50
NBZ-00100	90158	Th-234	1.47	0.221	0.123	3.19	0.00 - 0.50
NBZ-00100	90158	Tl-208	0.483	0.0185	0.0289	0.937	0.00 - 0.50
NBZ-00100	90158	Tm-171	-0.0578 U	6.73	2.32	72.4	0.00 - 0.50
NBZ-00100	90158	U-233/234	0.706	0.0637	0.0778	2.02	0.00 - 0.50
NBZ-00100	90158	U-235/236	0.0516	0.0637	0.0232	0.151	0.00 - 0.50
NBZ-00100	90158	U-238	0.812	0.0139	0.0841	1.8	0.00 - 0.50
NBZ-00101	90159	Ac-227	-0.0074 U	0.175	0.0524	0.217	0.00 - 0.50
NBZ-00101	90159	Am-241	0.0059 U	0.0268	0.0072	0.0454	0.00 - 0.50
NBZ-00101	90159	Bi-212	0.895	0.114	0.0775	2.15	0.00 - 0.50
NBZ-00101	90159	Bi-214	0.911	0.0277	0.0426	1.59	0.00 - 0.50
NBZ-00101	90159	Cd-113m	-21.8 U	114	35.9	3030	0.00 - 0.50

Table A.2
Analytical Results Summary
Northern Buffer Zone, Round 1

Sample Location	Sample ID	Analyte Name	Activity	MDC	TPU	RTL	Sample Depth (feet bgs)
NBZ-00101	90159	Cm-243/244	0.0031 U	0.0322	0.0082	0.0443	0.00 - 0.50
NBZ-00101	90159	Co-60	-0.0056 U	0.0139	0.0044	0.028	0.00 - 0.50
NBZ-00101	90159	Cs-134	0.0034 U	0.0135	0.0045	0.0864	0.00 - 0.50
NBZ-00101	90159	Cs-137	0.0307	0.015	0.0068	0.207	0.00 - 0.50
NBZ-00101	90159	Eu-152	0.0066 U	0.0412	0.0142	0.0566	0.00 - 0.50
NBZ-00101	90159	Eu-154	0.0142 U	0.0833	0.0285	0.15	0.00 - 0.50
NBZ-00101	90159	Eu-155	0.0377 JSK	0.0624	0.0206	0.231	0.00 - 0.50
NBZ-00101	90159	Ho-166m	0.0011 U	0.0238	0.007	0.0432	0.00 - 0.50
NBZ-00101	90159	K-40	19.4	0.113	1.11	32.4	0.00 - 0.50
NBZ-00101	90159	Na-22	-0.0043 U	0.0169	0.0056	0.037	0.00 - 0.50
NBZ-00101	90159	Nb-94	0.0053 U	0.0137	0.0041	0.0214	0.00 - 0.50
NBZ-00101	90159	Np-236	-0.0205 U	0.0331	0.0109	0.047	0.00 - 0.50
NBZ-00101	90159	Np-239	0.0576 U	0.119	0.0375	0.139	0.00 - 0.50
NBZ-00101	90159	Pa-231	-0.0913 U	0.723	0.219	0.936	0.00 - 0.50
NBZ-00101	90159	Pb-212	1.46	0.029	0.0918	2.69	0.00 - 0.50
NBZ-00101	90159	Pb-214	1	0.03	0.0501	1.7	0.00 - 0.50
NBZ-00101	90159	Pu-238	0.0023 U	0.0201	0.0049	0.0415	0.00 - 0.50
NBZ-00101	90159	Pu-239/240	-0.0023 U	0.0181	0.0032	0.0404	0.00 - 0.50
NBZ-00101	90159	Sb-125	0.0169 U	0.0411	0.0129	0.354	0.00 - 0.50
NBZ-00101	90159	Sn-126	0 U	0.0148	0.0043	0.0237	0.00 - 0.50
NBZ-00101	90159	Sr-90	0.0082 U	0.146	0.0399	0.485	0.00 - 0.50
NBZ-00101	90159	Th-228	0.842 L	0.0707	0.08	3.98	0.00 - 0.50
NBZ-00101	90159	Th-229	-0.0106 UL	0.0921	0.0224	0.145	0.00 - 0.50
NBZ-00101	90159	Th-230	0.644 L	0.0744	0.0681	2.2	0.00 - 0.50
NBZ-00101	90159	Th-232	0.842 L	0.0489	0.0781	3.1	0.00 - 0.50
NBZ-00101	90159	Th-234	1.24	0.264	0.137	3.19	0.00 - 0.50
NBZ-00101	90159	Tl-208	0.454	0.0149	0.0251	0.937	0.00 - 0.50
NBZ-00101	90159	Tm-171	-3.53 U	10.7	3.83	72.4	0.00 - 0.50
NBZ-00101	90159	U-233/234	0.485	0.0605	0.06	2.02	0.00 - 0.50
NBZ-00101	90159	U-235/236	0.0302	0.0163	0.0136	0.151	0.00 - 0.50
NBZ-00101	90159	U-238	0.46	0.0311	0.0565	1.8	0.00 - 0.50
NBZ-00102	90160	Ac-227	0.0207 U	0.197	0.0582	0.217	0.00 - 0.50
NBZ-00102	90160	Am-241	-0.0132 U	0.0399	0.0079	0.0454	0.00 - 0.50

Table A.2
Analytical Results Summary
Northern Buffer Zone, Round 1

Sample Location	Sample ID	Analyte Name	Activity	MDC	TPU	RTL	Sample Depth (feet bgs)
NBZ-00102	90160	Bi-212	0.768 J	0.127	0.0693	2.15	0.00 - 0.50
NBZ-00102	90160	Bi-214	1.06	0.029	0.0494	1.59	0.00 - 0.50
NBZ-00102	90160	Cd-113m	2.7 U	130	38.5	3030	0.00 - 0.50
NBZ-00102	90160	Cm-243/244	-0.0117 U	0.0428	0.0092	0.0443	0.00 - 0.50
NBZ-00102	90160	Co-60	-0.0057 U	0.017	0.0053	0.028	0.00 - 0.50
NBZ-00102	90160	Cs-134	0.0059 U	0.0145	0.0049	0.0864	0.00 - 0.50
NBZ-00102	90160	Cs-137	0.0558	0.0159	0.0073	0.207	0.00 - 0.50
NBZ-00102	90160	Eu-152	-0.002 U	0.0481	0.0149	0.0566	0.00 - 0.50
NBZ-00102	90160	Eu-154	-0.0119 U	0.0906	0.0276	0.15	0.00 - 0.50
NBZ-00102	90160	Eu-155	0.127 SJ	0.0698	0.032	0.231	0.00 - 0.50
NBZ-00102	90160	Ho-166m	0.001 U	0.0253	0.0074	0.0432	0.00 - 0.50
NBZ-00102	90160	K-40	20.6	0.127	1.2	32.4	0.00 - 0.50
NBZ-00102	90160	Na-22	-0.0161 UJ	0.0192	0.0071	0.037	0.00 - 0.50
NBZ-00102	90160	Nb-94	0 U	0.0149	0.0044	0.0214	0.00 - 0.50
NBZ-00102	90160	Np-236	0.0026 U	0.0387	0.0124	0.047	0.00 - 0.50
NBZ-00102	90160	Np-239	0.002 U	0.135	0.0397	0.139	0.00 - 0.50
NBZ-00102	90160	Pa-231	0.423 J	0.832	0.263	0.936	0.00 - 0.50
NBZ-00102	90160	Pb-212	1.4	0.0337	0.0933	2.69	0.00 - 0.50
NBZ-00102	90160	Pb-214	1.16	0.034	0.0567	1.7	0.00 - 0.50
NBZ-00102	90160	Pu-238	0.0025 U	0.0126	0.0032	0.0415	0.00 - 0.50
NBZ-00102	90160	Pu-239/240	0.0011 U	0.0156	0.0035	0.0404	0.00 - 0.50
NBZ-00102	90160	Sb-125	0.0063 U	0.0444	0.0134	0.354	0.00 - 0.50
NBZ-00102	90160	Sn-126	-0.0016 U	0.0166	0.0049	0.0237	0.00 - 0.50
NBZ-00102	90160	Sr-90	-0.0531 U	0.174	0.0429	0.485	0.00 - 0.50
NBZ-00102	90160	Th-228	0.655 L	0.0877	0.0829	3.98	0.00 - 0.50
NBZ-00102	90160	Th-229	0.024 UL	0.145	0.0399	0.145	0.00 - 0.50
NBZ-00102	90160	Th-230	0.677 L	0.0957	0.0844	2.2	0.00 - 0.50
NBZ-00102	90160	Th-232	0.627 L	0.0215	0.0777	3.1	0.00 - 0.50
NBZ-00102	90160	Th-234	1.31 J	0.311	0.162	3.19	0.00 - 0.50
NBZ-00102	90160	Tl-208	0.396	0.016	0.023	0.937	0.00 - 0.50
NBZ-00102	90160	Tm-171	-8.16 U	15.7	5.69	72.4	0.00 - 0.50
NBZ-00102	90160	U-233/234	0.443	0.13	0.0741	2.02	0.00 - 0.50
NBZ-00102	90160	U-235/236	0.0476	0.0258	0.0215	0.151	0.00 - 0.50

Table A.2
Analytical Results Summary
Northern Buffer Zone, Round 1

Sample Location	Sample ID	Analyte Name	Activity	MDC	TPU	RTL	Sample Depth (feet bgs)
NBZ-00102	90160	U-238	0.549	0.0491	0.0763	1.8	0.00 - 0.50
NBZ-00103	90161	Ac-227	-0.0926 U	0.2	0.0656	0.217	0.00 - 0.50
NBZ-00103	90161	Am-241	0.013	0.0306	0.0093	0.0454	0.00 - 0.50
NBZ-00103	90161	Bi-212	1.06	0.152	0.103	2.15	0.00 - 0.50
NBZ-00103	90161	Bi-214	0.966	0.0358	0.0489	1.59	0.00 - 0.50
NBZ-00103	90161	Cd-113m	-21.1 U	136	45.4	3030	0.00 - 0.50
NBZ-00103	90161	Cm-243/244	-0.002 U	0.0369	0.008	0.0443	0.00 - 0.50
NBZ-00103	90161	Co-60	-0.0085 U	0.0208	0.0067	0.028	0.00 - 0.50
NBZ-00103	90161	Cs-134	0.0052 U	0.0174	0.006	0.0864	0.00 - 0.50
NBZ-00103	90161	Cs-137	0.0608	0.0233	0.0118	0.207	0.00 - 0.50
NBZ-00103	90161	Eu-152	0.0195 U	0.0498	0.021	0.0566	0.00 - 0.50
NBZ-00103	90161	Eu-154	-0.0268 U	0.119	0.0356	0.15	0.00 - 0.50
NBZ-00103	90161	Eu-155	0.103 SK	0.0637	0.027	0.231	0.00 - 0.50
NBZ-00103	90161	Ho-166m	-0.0024 U	0.0318	0.0096	0.0432	0.00 - 0.50
NBZ-00103	90161	K-40	23.6	0.145	1.27	32.4	0.00 - 0.50
NBZ-00103	90161	Na-22	-0.0074 U	0.0242	0.0075	0.037	0.00 - 0.50
NBZ-00103	90161	Nb-94	-0.0028 U	0.0179	0.0054	0.0214	0.00 - 0.50
NBZ-00103	90161	Np-236	-0.0014 U	0.0361	0.0111	0.047	0.00 - 0.50
NBZ-00103	90161	Np-239	-0.0088 U	0.133	0.0404	0.139	0.00 - 0.50
NBZ-00103	90161	Pa-231	-0.218 U	0.851	0.277	0.936	0.00 - 0.50
NBZ-00103	90161	Pb-212	1.44	0.0336	0.0802	2.69	0.00 - 0.50
NBZ-00103	90161	Pb-214	1.03	0.0375	0.0498	1.7	0.00 - 0.50
NBZ-00103	90161	Pu-238	-0.0039 U	0.021	0.0037	0.0415	0.00 - 0.50
NBZ-00103	90161	Pu-239/240	0.0044 U	0.021	0.0056	0.0404	0.00 - 0.50
NBZ-00103	90161	Sb-125	-0.0029 U	0.0496	0.0146	0.354	0.00 - 0.50
NBZ-00103	90161	Sn-126	0.0025 U	0.0204	0.0061	0.0237	0.00 - 0.50
NBZ-00103	90161	Sr-90	0.0207 U	0.118	0.0329	0.485	0.00 - 0.50
NBZ-00103	90161	Th-228	1.28 L	0.109	0.109	3.98	0.00 - 0.50
NBZ-00103	90161	Th-229	0.085 L	0.0799	0.0297	0.145	0.00 - 0.50
NBZ-00103	90161	Th-230	0.916 L	0.0797	0.0865	2.2	0.00 - 0.50
NBZ-00103	90161	Th-232	1.27 L	0.0153	0.104	3.1	0.00 - 0.50
NBZ-00103	90161	Th-234	1.48	0.267	0.151	3.19	0.00 - 0.50
NBZ-00103	90161	Tl-208	0.453	0.0182	0.0273	0.937	0.00 - 0.50

Table A.2
Analytical Results Summary
Northern Buffer Zone, Round 1

Sample Location	Sample ID	Analyte Name	Activity	MDC	TPU	RTL	Sample Depth (feet bgs)
NBZ-00103	90161	Tm-171	-6.27 U J	7.97	3.07	72.4	0.00 - 0.50
NBZ-00103	90161	U-233/234	0.822	0.115	0.106	2.02	0.00 - 0.50
NBZ-00103	90161	U-235/236	0.0652	0.0661	0.0288	0.151	0.00 - 0.50
NBZ-00103	90161	U-238	0.869	0.0662	0.107	1.8	0.00 - 0.50
NBZ-00104	90163	Ac-227	0.0161 U	0.164	0.0478	0.217	0.00 - 0.50
NBZ-00104	90163	Am-241	-0.0019 U	0.0325	0.0075	0.0454	0.00 - 0.50
NBZ-00104	90163	Bi-212	0.644	0.107	0.0629	2.15	0.00 - 0.50
NBZ-00104	90163	Bi-214	0.86	0.0246	0.0416	1.59	0.00 - 0.50
NBZ-00104	90163	Cd-113m	-41.8 U	107	34.1	3030	0.00 - 0.50
NBZ-00104	90163	Cm-243/244	-0.0043 U	0.0532	0.0137	0.0443	0.00 - 0.50
NBZ-00104	90163	Co-60	-0.0044 U	0.0149	0.0047	0.028	0.00 - 0.50
NBZ-00104	90163	Cs-134	0.0052 U	0.0121	0.0042	0.0864	0.00 - 0.50
NBZ-00104	90163	Cs-137	0.0643	0.0144	0.0069	0.207	0.00 - 0.50
NBZ-00104	90163	Eu-152	-0.0191 U	0.039	0.0141	0.0566	0.00 - 0.50
NBZ-00104	90163	Eu-154	-0.0346 U	0.0852	0.027	0.15	0.00 - 0.50
NBZ-00104	90163	Eu-155	0.0408 JSK	0.0583	0.0199	0.231	0.00 - 0.50
NBZ-00104	90163	Ho-166m	0.0035 U	0.0219	0.0063	0.0432	0.00 - 0.50
NBZ-00104	90163	K-40	22.4	0.102	1.26	32.4	0.00 - 0.50
NBZ-00104	90163	Na-22	0.0041 U	0.0185	0.0063	0.037	0.00 - 0.50
NBZ-00104	90163	Nb-94	0.0025 U	0.013	0.0038	0.0214	0.00 - 0.50
NBZ-00104	90163	Np-236	-0.0119 U	0.0309	0.0099	0.047	0.00 - 0.50
NBZ-00104	90163	Np-239	-0.0385 U	0.11	0.0334	0.139	0.00 - 0.50
NBZ-00104	90163	Pa-231	-0.193 U	0.687	0.208	0.936	0.00 - 0.50
NBZ-00104	90163	Pb-212	1.2	0.0276	0.0706	2.69	0.00 - 0.50
NBZ-00104	90163	Pb-214	1	0.0293	0.0473	1.7	0.00 - 0.50
NBZ-00104	90163	Pu-238	0.0051 U	0.025	0.0065	0.0415	0.00 - 0.50
NBZ-00104	90163	Pu-239/240	-0.0032 U	0.025	0.0044	0.0404	0.00 - 0.50
NBZ-00104	90163	Sb-125	-0.0167 U	0.036	0.0116	0.354	0.00 - 0.50
NBZ-00104	90163	Sn-126	0.0033 U	0.0148	0.0043	0.0237	0.00 - 0.50
NBZ-00104	90163	Sr-90	0.0994	0.151	0.0488	0.485	0.00 - 0.50
NBZ-00104	90163	Th-228	1.13 L	0.0752	0.106	3.98	0.00 - 0.50
NBZ-00104	90163	Th-229	0.0409 L	0.0634	0.0217	0.145	0.00 - 0.50
NBZ-00104	90163	Th-230	0.857 L	0.0733	0.0889	2.2	0.00 - 0.50

Table A.2
Analytical Results Summary
Northern Buffer Zone, Round 1

Sample Location	Sample ID	Analyte Name	Activity	MDC	TPU	RTL	Sample Depth (feet bgs)
NBZ-00104	90163	Th-232	1.23 L	0.0499	0.11	3.1	0.00 - 0.50
NBZ-00104	90163	Th-234	1.3	0.242	0.144	3.19	0.00 - 0.50
NBZ-00104	90163	Tl-208	0.366	0.014	0.0208	0.937	0.00 - 0.50
NBZ-00104	90163	Tm-171	0.739 U	10.4	3.47	72.4	0.00 - 0.50
NBZ-00104	90163	U-233/234	0.351	0.0831	0.0543	2.02	0.00 - 0.50
NBZ-00104	90163	U-235/236	0.0227	0.0441	0.0148	0.151	0.00 - 0.50
NBZ-00104	90163	U-238	0.313	0.0152	0.0469	1.8	0.00 - 0.50
NBZ-00105	90162	Ac-227	-0.0857 U	0.199	0.065	0.217	0.00 - 0.50
NBZ-00105	90162	Am-241	-0.0026 U	0.0309	0.0072	0.0454	0.00 - 0.50
NBZ-00105	90162	Bi-212	0.71	0.133	0.071	2.15	0.00 - 0.50
NBZ-00105	90162	Bi-214	1.13	0.0312	0.0532	1.59	0.00 - 0.50
NBZ-00105	90162	Cd-113m	104 J	134	46.7	3030	0.00 - 0.50
NBZ-00105	90162	Cm-243/244	-0.0033 U	0.0376	0.0093	0.0443	0.00 - 0.50
NBZ-00105	90162	Co-60	-0.0008 U	0.0183	0.0055	0.028	0.00 - 0.50
NBZ-00105	90162	Cs-134	0.0026 U	0.015	0.0051	0.0864	0.00 - 0.50
NBZ-00105	90162	Cs-137	0.0364	0.0177	0.0087	0.207	0.00 - 0.50
NBZ-00105	90162	Eu-152	0.0054 U	0.0483	0.0139	0.0566	0.00 - 0.50
NBZ-00105	90162	Eu-154	-0.0864 UJ	0.1	0.0374	0.15	0.00 - 0.50
NBZ-00105	90162	Eu-155	0.0647 JS	0.0647	0.0264	0.231	0.00 - 0.50
NBZ-00105	90162	Ho-166m	0.0024 U	0.0277	0.0084	0.0432	0.00 - 0.50
NBZ-00105	90162	K-40	24	0.142	1.29	32.4	0.00 - 0.50
NBZ-00105	90162	Na-22	-0.0033 U	0.0217	0.0066	0.037	0.00 - 0.50
NBZ-00105	90162	Nb-94	0.0081 JS	0.0161	0.0051	0.0214	0.00 - 0.50
NBZ-00105	90162	Np-236	-0.0208 U	0.0351	0.0116	0.047	0.00 - 0.50
NBZ-00105	90162	Np-239	-0.0605 U	0.131	0.0428	0.139	0.00 - 0.50
NBZ-00105	90162	Pa-231	-0.264 U	0.804	0.258	0.936	0.00 - 0.50
NBZ-00105	90162	Pb-212	1.38	0.0328	0.0792	2.69	0.00 - 0.50
NBZ-00105	90162	Pb-214	1.26	0.0358	0.0582	1.7	0.00 - 0.50
NBZ-00105	90162	Pu-238	0.0127	0.0117	0.0051	0.0415	0.00 - 0.50
NBZ-00105	90162	Pu-239/240	0.0206	0.0309	0.01	0.0404	0.00 - 0.50
NBZ-00105	90162	Sb-125	-0.0141 U	0.0437	0.0134	0.354	0.00 - 0.50
NBZ-00105	90162	Sn-126	-0.0067 U	0.0176	0.0057	0.0237	0.00 - 0.50
NBZ-00105	90162	Sr-90	0.0751 U	0.187	0.0564	0.485	0.00 - 0.50

Table A.2
Analytical Results Summary
Northern Buffer Zone, Round 1

Sample Location	Sample ID	Analyte Name	Activity	MDC	TPU	RTL	Sample Depth (feet bgs)
NBZ-00105	90162	Th-228	1.14 L	0.0751	0.0963	3.98	0.00 - 0.50
NBZ-00105	90162	Th-229	0.0315 UL	0.0951	0.0278	0.145	0.00 - 0.50
NBZ-00105	90162	Th-230	0.743 L	0.0686	0.0732	2.2	0.00 - 0.50
NBZ-00105	90162	Th-232	1.17 L	0.0484	0.096	3.1	0.00 - 0.50
NBZ-00105	90162	Th-234	1.45 J	0.288	0.151	3.19	0.00 - 0.50
NBZ-00105	90162	Tl-208	0.441	0.0159	0.0259	0.937	0.00 - 0.50
NBZ-00105	90162	Tm-171	9.26 J	13.2	4.95	72.4	0.00 - 0.50
NBZ-00105	90162	U-233/234	0.926	0.156	0.112	2.02	0.00 - 0.50
NBZ-00105	90162	U-235/236	0.0598	0.0791	0.0287	0.151	0.00 - 0.50
NBZ-00105	90162	U-238	0.991	0.0709	0.11	1.8	0.00 - 0.50
NBZ-00107	90165	Ac-227	-0.0877 U	0.166	0.0538	0.217	0.00 - 0.50
NBZ-00107	90165	Am-241	-0.0021 U	0.0244	0.0049	0.0454	0.00 - 0.50
NBZ-00107	90165	Bi-212	0.823	0.12	0.0763	2.15	0.00 - 0.50
NBZ-00107	90165	Bi-214	0.698	0.0283	0.0363	1.59	0.00 - 0.50
NBZ-00107	90165	Cd-113m	-50.9 U	110	36.3	3030	0.00 - 0.50
NBZ-00107	90165	Cm-243/244	-0.0022 U	0.0362	0.0087	0.0443	0.00 - 0.50
NBZ-00107	90165	Co-60	-0.0027 U	0.0165	0.0049	0.028	0.00 - 0.50
NBZ-00107	90165	Cs-134	0.0018 U	0.0136	0.0045	0.0864	0.00 - 0.50
NBZ-00107	90165	Cs-137	0.094	0.0163	0.0087	0.207	0.00 - 0.50
NBZ-00107	90165	Eu-152	-0.031 U J	0.0415	0.0152	0.0566	0.00 - 0.50
NBZ-00107	90165	Eu-154	-0.0167 U	0.0918	0.027	0.15	0.00 - 0.50
NBZ-00107	90165	Eu-155	0.0956 SK	0.0582	0.0293	0.231	0.00 - 0.50
NBZ-00107	90165	Ho-166m	-0.0045 U	0.0258	0.0078	0.0432	0.00 - 0.50
NBZ-00107	90165	K-40	22.4	0.125	1.21	32.4	0.00 - 0.50
NBZ-00107	90165	Na-22	-0.0115 U	0.02	0.0067	0.037	0.00 - 0.50
NBZ-00107	90165	Nb-94	-0.0063 U	0.0138	0.0044	0.0214	0.00 - 0.50
NBZ-00107	90165	Np-236	-0.0136 U J	0.0317	0.0103	0.047	0.00 - 0.50
NBZ-00107	90165	Np-239	-0.0204 U J	0.112	0.0334	0.139	0.00 - 0.50
NBZ-00107	90165	Pa-231	0.54 J	0.721	0.304	0.936	0.00 - 0.50
NBZ-00107	90165	Pb-212	1.27	0.0276	0.0733	2.69	0.00 - 0.50
NBZ-00107	90165	Pb-214	0.756	0.031	0.0381	1.7	0.00 - 0.50
NBZ-00107	90165	Pu-238	0.0046 U	0.0233	0.0059	0.0415	0.00 - 0.50
NBZ-00107	90165	Pu-239/240	0.0046 U	0.0233	0.0059	0.0404	0.00 - 0.50

Table A.2
Analytical Results Summary
Northern Buffer Zone, Round 1

Sample Location	Sample ID	Analyte Name	Activity	MDC	TPU	RTL	Sample Depth (feet bgs)
NBZ-00107	90165	Sb-125	-0.0202 U	0.039	0.013	0.354	0.00 - 0.50
NBZ-00107	90165	Sn-126	-0.0052 U	0.0162	0.005	0.0237	0.00 - 0.50
NBZ-00107	90165	Sr-90	-0.0626 U	0.228	0.0584	0.485	0.00 - 0.50
NBZ-00107	90165	Th-228	0.991 L	0.0731	0.097	3.98	0.00 - 0.50
NBZ-00107	90165	Th-229	-0.0266 U L	0.12	0.0282	0.145	0.00 - 0.50
NBZ-00107	90165	Th-230	0.503 L	0.0869	0.0663	2.2	0.00 - 0.50
NBZ-00107	90165	Th-232	0.786 L	0.0179	0.0819	3.1	0.00 - 0.50
NBZ-00107	90165	Th-234	1.21	0.253	0.129	3.19	0.00 - 0.50
NBZ-00107	90165	Tl-208	0.411	0.0143	0.024	0.937	0.00 - 0.50
NBZ-00107	90165	Tm-171	1.37 U	9.66	3.21	72.4	0.00 - 0.50
NBZ-00107	90165	U-233/234	0.432	0.0456	0.0637	2.02	0.00 - 0.50
NBZ-00107	90165	U-235/236	0.0202	0.0563	0.0166	0.151	0.00 - 0.50
NBZ-00107	90165	U-238	0.452	0.0456	0.0656	1.8	0.00 - 0.50
NBZ-00108	90166	Ac-227	0.0554 U	0.173	0.0519	0.217	0.00 - 0.50
NBZ-00108	90166	Am-241	-0.0025 U	0.0301	0.0067	0.0454	0.00 - 0.50
NBZ-00108	90166	Bi-212	0.735	0.119	0.069	2.15	0.00 - 0.50
NBZ-00108	90166	Bi-214	0.951	0.0285	0.0454	1.59	0.00 - 0.50
NBZ-00108	90166	Cd-113m	12.2 U	114	33.5	3030	0.00 - 0.50
NBZ-00108	90166	Cm-243/244	-0.0106 U	0.0387	0.0083	0.0443	0.00 - 0.50
NBZ-00108	90166	Co-60	0.0062 U	0.0173	0.0052	0.028	0.00 - 0.50
NBZ-00108	90166	Cs-134	0.0054 U	0.0139	0.0047	0.0864	0.00 - 0.50
NBZ-00108	90166	Cs-137	0.0446	0.0145	0.0074	0.207	0.00 - 0.50
NBZ-00108	90166	Eu-152	-0.02 U	0.0422	0.0155	0.0566	0.00 - 0.50
NBZ-00108	90166	Eu-154	-0.0188 U	0.0955	0.0284	0.15	0.00 - 0.50
NBZ-00108	90166	Eu-155	0.0092 U	0.0603	0.0182	0.231	0.00 - 0.50
NBZ-00108	90166	Ho-166m	0.0001 U	0.0241	0.0071	0.0432	0.00 - 0.50
NBZ-00108	90166	K-40	18.9	0.123	1.02	32.4	0.00 - 0.50
NBZ-00108	90166	Na-22	-0.0093 U	0.0198	0.0064	0.037	0.00 - 0.50
NBZ-00108	90166	Nb-94	0.0047 U	0.0143	0.0043	0.0214	0.00 - 0.50
NBZ-00108	90166	Np-236	0.0082 U J	0.0326	0.01	0.047	0.00 - 0.50
NBZ-00108	90166	Np-239	-0.0254 U J	0.114	0.0341	0.139	0.00 - 0.50
NBZ-00108	90166	Pa-231	0.265 U	0.726	0.221	0.936	0.00 - 0.50
NBZ-00108	90166	Pb-212	1.08	0.028	0.0604	2.69	0.00 - 0.50

Table A.2
Analytical Results Summary
Northern Buffer Zone, Round 1

Sample Location	Sample ID	Analyte Name	Activity	MDC	TPU	RTL	Sample Depth (feet bgs)
NBZ-00108	90166	Pb-214	1.06	0.0315	0.0493	1.7	0.00 - 0.50
NBZ-00108	90166	Pu-238	-0.016 U	0.0456	0.0099	0.0415	0.00 - 0.50
NBZ-00108	90166	Pu-239/240	0.0047 U	0.0231	0.006	0.0404	0.00 - 0.50
NBZ-00108	90166	Sb-125	-0.0135 U	0.0395	0.0126	0.354	0.00 - 0.50
NBZ-00108	90166	Sn-126	0.0062 U	0.016	0.0048	0.0237	0.00 - 0.50
NBZ-00108	90166	Sr-90	0.102 U	0.196	0.0609	0.485	0.00 - 0.50
NBZ-00108	90166	Th-228	0.593 L	0.11	0.0772	3.98	0.00 - 0.50
NBZ-00108	90166	Th-229	0.0501 L	0.077	0.0259	0.145	0.00 - 0.50
NBZ-00108	90166	Th-230	0.521 L	0.0936	0.0701	2.2	0.00 - 0.50
NBZ-00108	90166	Th-232	0.797 L	0.0661	0.0864	3.1	0.00 - 0.50
NBZ-00108	90166	Th-234	1.24	0.253	0.148	3.19	0.00 - 0.50
NBZ-00108	90166	Tl-208	0.358	0.0145	0.0214	0.937	0.00 - 0.50
NBZ-00108	90166	Tm-171	-0.589 U	12.8	4.2	72.4	0.00 - 0.50
NBZ-00108	90166	U-233/234	0.333	0.0814	0.0511	2.02	0.00 - 0.50
NBZ-00108	90166	U-235/236	0.0126	0.0171	0.009	0.151	0.00 - 0.50
NBZ-00108	90166	U-238	0.494	0.0403	0.0605	1.8	0.00 - 0.50
NBZ-00109	90167	Ac-227	-0.0605 U	0.258	0.0784	0.217	0.00 - 0.50
NBZ-00109	90167	Am-241	-0.0028 U	0.0335	0.0079	0.0454	0.00 - 0.50
NBZ-00109	90167	Bi-212	0.936 J	0.297	0.24	2.15	0.00 - 0.50
NBZ-00109	90167	Bi-214	1.22	0.0462	0.0624	1.59	0.00 - 0.50
NBZ-00109	90167	Cd-113m	38.2 U	171	51	3030	0.00 - 0.50
NBZ-00109	90167	Cm-243/244	-0.0056 U	0.0374	0.0087	0.0443	0.00 - 0.50
NBZ-00109	90167	Co-60	-0.0036 U	0.0278	0.0083	0.028	0.00 - 0.50
NBZ-00109	90167	Cs-134	-0.0004 U	0.0223	0.0075	0.0864	0.00 - 0.50
NBZ-00109	90167	Cs-137	-0.0157 U	0.027	0.009	0.207	0.00 - 0.50
NBZ-00109	90167	Eu-152	0.0012 U	0.0672	0.0247	0.0566	0.00 - 0.50
NBZ-00109	90167	Eu-154	-0.0088 U	0.155	0.045	0.15	0.00 - 0.50
NBZ-00109	90167	Eu-155	0.0745 SJ	0.0807	0.0342	0.231	0.00 - 0.50
NBZ-00109	90167	Ho-166m	0.0159 U	0.0418	0.0126	0.0432	0.00 - 0.50
NBZ-00109	90167	K-40	21.2	0.175	1.22	32.4	0.00 - 0.50
NBZ-00109	90167	Na-22	-0.0014 U	0.0311	0.0092	0.037	0.00 - 0.50
NBZ-00109	90167	Nb-94	0.0132 SJ	0.0248	0.0077	0.0214	0.00 - 0.50
NBZ-00109	90167	Np-236	-0.0263 U	0.0449	0.0153	0.047	0.00 - 0.50

Table A.2
Analytical Results Summary
Northern Buffer Zone, Round 1

Sample Location	Sample ID	Analyte Name	Activity	MDC	TPU	RTL	Sample Depth (feet bgs)
NBZ-00109	90167	Np-239	0.0704 U	0.173	0.053	0.139	0.00 - 0.50
NBZ-00109	90167	Pa-231	0.0665 U	1.09	0.334	0.936	0.00 - 0.50
NBZ-00109	90167	Pb-212	1.52	0.0473	0.0901	2.69	0.00 - 0.50
NBZ-00109	90167	Pb-214	1.3	0.0485	0.0642	1.7	0.00 - 0.50
NBZ-00109	90167	Pu-238	-0.0037 U	0.0248	0.0049	0.0415	0.00 - 0.50
NBZ-00109	90167	Pu-239/240	0.0091	0.0062	0.0046	0.0404	0.00 - 0.50
NBZ-00109	90167	Sb-125	-0.0382 U	0.0617	0.0214	0.354	0.00 - 0.50
NBZ-00109	90167	Sn-126	-0.0107 U	0.0267	0.0085	0.0237	0.00 - 0.50
NBZ-00109	90167	Sr-90	-0.0342 U	0.164	0.0422	0.485	0.00 - 0.50
NBZ-00109	90167	Th-228	1.49 L	0.0688	0.122	3.98	0.00 - 0.50
NBZ-00109	90167	Th-229	-0.0188 UL	0.109	0.0258	0.145	0.00 - 0.50
NBZ-00109	90167	Th-230	0.981 L	0.0992	0.0951	2.2	0.00 - 0.50
NBZ-00109	90167	Th-232	1.2 L	0.0459	0.105	3.1	0.00 - 0.50
NBZ-00109	90167	Th-234	1.95 J	0.356	0.207	3.19	0.00 - 0.50
NBZ-00109	90167	Tl-208	0.514	0.025	0.032	0.937	0.00 - 0.50
NBZ-00109	90167	Tm-171	-11 U	14.5	5.62	72.4	0.00 - 0.50
NBZ-00109	90167	U-233/234	1.08	0.106	0.114	2.02	0.00 - 0.50
NBZ-00109	90167	U-235/236	0.0644	0.0495	0.0244	0.151	0.00 - 0.50
NBZ-00109	90167	U-238	1.05	0.0685	0.11	1.8	0.00 - 0.50
NBZ-00110	90168	Ac-227	0.0312 U	0.181	0.0554	0.217	0.00 - 0.50
NBZ-00110	90168	Am-241	-0.0028 U	0.0484	0.0112	0.0454	0.00 - 0.50
NBZ-00110	90168	Bi-212	0.744	0.115	0.0605	2.15	0.00 - 0.50
NBZ-00110	90168	Bi-214	0.769	0.0268	0.0377	1.59	0.00 - 0.50
NBZ-00110	90168	Cd-113m	-26.2 U	120	40.3	3030	0.00 - 0.50
NBZ-00110	90168	Cm-243/244	-0.0242 U	0.0644	0.0135	0.0443	0.00 - 0.50
NBZ-00110	90168	Co-60	0.0011 U	0.0147	0.0043	0.028	0.00 - 0.50
NBZ-00110	90168	Cs-134	0.0015 U	0.0132	0.0045	0.0864	0.00 - 0.50
NBZ-00110	90168	Cs-137	0.0647	0.0165	0.0079	0.207	0.00 - 0.50
NBZ-00110	90168	Eu-152	-0.0147 U	0.0436	0.0161	0.0566	0.00 - 0.50
NBZ-00110	90168	Eu-154	-0.0416 U	0.0835	0.0271	0.15	0.00 - 0.50
NBZ-00110	90168	Eu-155	0.0505 JSK	0.0687	0.0234	0.231	0.00 - 0.50
NBZ-00110	90168	Ho-166m	0.0034 U	0.0238	0.0071	0.0432	0.00 - 0.50
NBZ-00110	90168	K-40	20.8	0.125	1.16	32.4	0.00 - 0.50

Table A.2
Analytical Results Summary
Northern Buffer Zone, Round 1

Sample Location	Sample ID	Analyte Name	Activity	MDC	TPU	RTL	Sample Depth (feet bgs)
NBZ-00110	90168	Na-22	-0.009 U	0.0174	0.0058	0.037	0.00 - 0.50
NBZ-00110	90168	Nb-94	0.0078 JSK	0.0141	0.0045	0.0214	0.00 - 0.50
NBZ-00110	90168	Np-236	-0.019 U	0.0359	0.0117	0.047	0.00 - 0.50
NBZ-00110	90168	Np-239	-0.0202 U	0.122	0.0374	0.139	0.00 - 0.50
NBZ-00110	90168	Pa-231	-0.433 U	0.745	0.254	0.936	0.00 - 0.50
NBZ-00110	90168	Pb-212	1.13	0.0305	0.0679	2.69	0.00 - 0.50
NBZ-00110	90168	Pb-214	0.849	0.0325	0.0414	1.7	0.00 - 0.50
NBZ-00110	90168	Pu-238	-0.0015 U	0.0135	0.0026	0.0415	0.00 - 0.50
NBZ-00110	90168	Pu-239/240	0.0012 U	0.0167	0.0037	0.0404	0.00 - 0.50
NBZ-00110	90168	Sb-125	0.0088 U	0.0397	0.0117	0.354	0.00 - 0.50
NBZ-00110	90168	Sn-126	0.0086 J	0.0156	0.005	0.0237	0.00 - 0.50
NBZ-00110	90168	Sr-90	-0.0187 U	0.204	0.0552	0.485	0.00 - 0.50
NBZ-00110	90168	Th-228	0.489 L	0.0871	0.0676	3.98	0.00 - 0.50
NBZ-00110	90168	Th-229	-0.0496 UL	0.138	0.0309	0.145	0.00 - 0.50
NBZ-00110	90168	Th-230	0.304 L	0.0656	0.0508	2.2	0.00 - 0.50
NBZ-00110	90168	Th-232	0.38 L	0.0191	0.0552	3.1	0.00 - 0.50
NBZ-00110	90168	Th-234	1.39	0.3	0.167	3.19	0.00 - 0.50
NBZ-00110	90168	Tl-208	0.334	0.0146	0.0197	0.937	0.00 - 0.50
NBZ-00110	90168	Tm-171	-11.9 U J	13.7	5.46	72.4	0.00 - 0.50
NBZ-00110	90168	U-233/234	0.245	0.0714	0.041	2.02	0.00 - 0.50
NBZ-00110	90168	U-235/236	0.0419	0.0438	0.0178	0.151	0.00 - 0.50
NBZ-00110	90168	U-238	0.26	0.0406	0.0391	1.8	0.00 - 0.50
NBZ-00111	90169	Ac-227	-0.0323 U	0.199	0.0614	0.217	0.00 - 0.50
NBZ-00111	90169	Am-241	0.0129 U	0.0321	0.0096	0.0454	0.00 - 0.50
NBZ-00111	90169	Bi-212	0.785	0.125	0.0734	2.15	0.00 - 0.50
NBZ-00111	90169	Bi-214	0.865	0.0292	0.0429	1.59	0.00 - 0.50
NBZ-00111	90169	Cd-113m	-117 U J	129	50.3	3030	0.00 - 0.50
NBZ-00111	90169	Cm-243/244	-0.0129 U	0.0474	0.0108	0.0443	0.00 - 0.50
NBZ-00111	90169	Co-60	-0.0001 U	0.0163	0.0048	0.028	0.00 - 0.50
NBZ-00111	90169	Cs-134	0.0003 U	0.0144	0.0049	0.0864	0.00 - 0.50
NBZ-00111	90169	Cs-137	0.277 Y	0.018	0.0179	0.207	0.00 - 0.50
NBZ-00111	90169	Eu-152	-0.0512 U J	0.0468	0.0225	0.0566	0.00 - 0.50
NBZ-00111	90169	Eu-154	-0.0641 U J	0.0908	0.0318	0.15	0.00 - 0.50

Table A.2
Analytical Results Summary
Northern Buffer Zone, Round 1

Sample Location	Sample ID	Analyte Name	Activity	MDC	TPU	RTL	Sample Depth (feet bgs)
NBZ-00111	90169	Eu-155	0.0225 U	0.0755	0.0228	0.231	0.00 - 0.50
NBZ-00111	90169	Ho-166m	-0.0059 U	0.0252	0.0078	0.0432	0.00 - 0.50
NBZ-00111	90169	K-40	22.6	0.148	1.26	32.4	0.00 - 0.50
NBZ-00111	90169	Na-22	-0.0003 U	0.0199	0.0059	0.037	0.00 - 0.50
NBZ-00111	90169	Nb-94	-0.0001 U	0.0146	0.0044	0.0214	0.00 - 0.50
NBZ-00111	90169	Np-236	-0.0086 U J	0.0398	0.012	0.047	0.00 - 0.50
NBZ-00111	90169	Np-239	0.0384 U J	0.138	0.0425	0.139	0.00 - 0.50
NBZ-00111	90169	Pa-231	-0.29 U	0.823	0.273	0.936	0.00 - 0.50
NBZ-00111	90169	Pb-212	1.31	0.0341	0.0781	2.69	0.00 - 0.50
NBZ-00111	90169	Pb-214	0.992	0.0349	0.0486	1.7	0.00 - 0.50
NBZ-00111	90169	Pu-238	-0.0027 U	0.0325	0.0073	0.0415	0.00 - 0.50
NBZ-00111	90169	Pu-239/240	0.0003 U	0.0263	0.0059	0.0404	0.00 - 0.50
NBZ-00111	90169	Sb-125	-0.0141 U	0.045	0.0138	0.354	0.00 - 0.50
NBZ-00111	90169	Sn-126	0.0029 U	0.0165	0.005	0.0237	0.00 - 0.50
NBZ-00111	90169	Sr-90	-0.0131 U	0.219	0.0593	0.485	0.00 - 0.50
NBZ-00111	90169	Th-228	0.637 L	0.145	0.091	3.98	0.00 - 0.50
NBZ-00111	90169	Th-229	0.0624 L	0.096	0.0323	0.145	0.00 - 0.50
NBZ-00111	90169	Th-230	0.463 L	0.125	0.0753	2.2	0.00 - 0.50
NBZ-00111	90169	Th-232	0.506 L	0.0824	0.0743	3.1	0.00 - 0.50
NBZ-00111	90169	Th-234	1.5	0.324	0.179	3.19	0.00 - 0.50
NBZ-00111	90169	Tl-208	0.365	0.0166	0.0218	0.937	0.00 - 0.50
NBZ-00111	90169	Tm-171	-3.33 U	15.6	5.24	72.4	0.00 - 0.50
NBZ-00111	90169	U-233/234	0.289	0.0722	0.0463	2.02	0.00 - 0.50
NBZ-00111	90169	U-235/236	0.016 U	0.0492	0.0141	0.151	0.00 - 0.50
NBZ-00111	90169	U-238	0.36	0.0322	0.0492	1.8	0.00 - 0.50
NBZ-00112	90170	Ac-227	-0.107 U	0.188	0.0632	0.217	0.00 - 0.50
NBZ-00112	90170	Am-241	0.0092 U	0.0296	0.0084	0.0454	0.00 - 0.50
NBZ-00112	90170	Bi-212	1.07	0.123	0.0801	2.15	0.00 - 0.50
NBZ-00112	90170	Bi-214	1.04	0.0295	0.0492	1.59	0.00 - 0.50
NBZ-00112	90170	Cd-113m	-25.8 U	127	40.5	3030	0.00 - 0.50
NBZ-00112	90170	Cm-243/244	0.0077 U	0.0602	0.0167	0.0443	0.00 - 0.50
NBZ-00112	90170	Co-60	-0.007 U	0.0164	0.0053	0.028	0.00 - 0.50
NBZ-00112	90170	Cs-134	0.001 U	0.0147	0.0051	0.0864	0.00 - 0.50

Table A.2
Analytical Results Summary
Northern Buffer Zone, Round 1

Sample Location	Sample ID	Analyte Name	Activity	MDC	TPU	RTL	Sample Depth (feet bgs)
NBZ-00112	90170	Cs-137	0.055	0.0155	0.0074	0.207	0.00 - 0.50
NBZ-00112	90170	Eu-152	0.0113 U	0.0461	0.0193	0.0566	0.00 - 0.50
NBZ-00112	90170	Eu-154	-0.0767 U J	0.0921	0.0336	0.15	0.00 - 0.50
NBZ-00112	90170	Eu-155	0.0852 SK	0.0643	0.0255	0.231	0.00 - 0.50
NBZ-00112	90170	Ho-166m	-0.005 U	0.0257	0.0079	0.0432	0.00 - 0.50
NBZ-00112	90170	K-40	23.8	0.121	1.41	32.4	0.00 - 0.50
NBZ-00112	90170	Na-22	-0.0107 U	0.0192	0.0064	0.037	0.00 - 0.50
NBZ-00112	90170	Nb-94	0.0052 U	0.0153	0.0047	0.0214	0.00 - 0.50
NBZ-00112	90170	Np-236	-0.0138 U J	0.0356	0.0114	0.047	0.00 - 0.50
NBZ-00112	90170	Np-239	-0.0228 U J	0.128	0.0392	0.139	0.00 - 0.50
NBZ-00112	90170	Pa-231	-0.117 U	0.774	0.293	0.936	0.00 - 0.50
NBZ-00112	90170	Pb-212	1.64	0.0316	0.0998	2.69	0.00 - 0.50
NBZ-00112	90170	Pb-214	1.18	0.0325	0.0575	1.7	0.00 - 0.50
NBZ-00112	90170	Pu-238	-0.003 U	0.0358	0.008	0.0415	0.00 - 0.50
NBZ-00112	90170	Pu-239/240	0.0066	0.0184	0.0054	0.0404	0.00 - 0.50
NBZ-00112	90170	Sb-125	0.0097 U	0.0431	0.0127	0.354	0.00 - 0.50
NBZ-00112	90170	Sn-126	0.0016 U	0.0171	0.0051	0.0237	0.00 - 0.50
NBZ-00112	90170	Sr-90	0.0091 U	0.182	0.0497	0.485	0.00 - 0.50
NBZ-00112	90170	Th-228	1.3 L	0.0739	0.116	3.98	0.00 - 0.50
NBZ-00112	90170	Th-229	-0.0403 U L	0.139	0.0329	0.145	0.00 - 0.50
NBZ-00112	90170	Th-230	0.837 L	0.106	0.0902	2.2	0.00 - 0.50
NBZ-00112	90170	Th-232	1.27 L	0.062	0.114	3.1	0.00 - 0.50
NBZ-00112	90170	Th-234	1.73	0.27	0.154	3.19	0.00 - 0.50
NBZ-00112	90170	Tl-208	0.524	0.0153	0.0295	0.937	0.00 - 0.50
NBZ-00112	90170	Tm-171	-6.47 U	11.1	4.22	72.4	0.00 - 0.50
NBZ-00112	90170	U-233/234	0.893	0.0535	0.0919	2.02	0.00 - 0.50
NBZ-00112	90170	U-235/236	0.0461	0.0179	0.0177	0.151	0.00 - 0.50
NBZ-00112	90170	U-238	0.831	0.0144	0.0866	1.8	0.00 - 0.50
NBZ-00113	90171	Ac-227	0.0651 U	0.182	0.0561	0.217	0.00 - 0.50
NBZ-00113	90171	Am-241	-0.0074 U	0.0301	0.0058	0.0454	0.00 - 0.50
NBZ-00113	90171	Bi-212	0.744	0.114	0.0787	2.15	0.00 - 0.50
NBZ-00113	90171	Bi-214	0.908	0.0269	0.0432	1.59	0.00 - 0.50
NBZ-00113	90171	Cd-113m	-20.1 U	118	37	3030	0.00 - 0.50

Table A.2
Analytical Results Summary
Northern Buffer Zone, Round 1

Sample Location	Sample ID	Analyte Name	Activity	MDC	TPU	RTL	Sample Depth (feet bgs)
NBZ-00113	90171	Cm-243/244	-0.0099 U	0.0399	0.0089	0.0443	0.00 - 0.50
NBZ-00113	90171	Co-60	-0.0072 U	0.0149	0.0048	0.028	0.00 - 0.50
NBZ-00113	90171	Cs-134	0.0047 U	0.0132	0.0044	0.0864	0.00 - 0.50
NBZ-00113	90171	Cs-137	0.0255	0.0149	0.0078	0.207	0.00 - 0.50
NBZ-00113	90171	Eu-152	-0.008 U	0.0425	0.016	0.0566	0.00 - 0.50
NBZ-00113	90171	Eu-154	-0.0309 U	0.089	0.0282	0.15	0.00 - 0.50
NBZ-00113	90171	Eu-155	0.0444 JSK	0.0633	0.021	0.231	0.00 - 0.50
NBZ-00113	90171	Ho-166m	-0.0074 U	0.0235	0.0072	0.0432	0.00 - 0.50
NBZ-00113	90171	K-40	24	0.115	1.37	32.4	0.00 - 0.50
NBZ-00113	90171	Na-22	-0.0124 U	0.0188	0.0064	0.037	0.00 - 0.50
NBZ-00113	90171	Nb-94	0.0037 U	0.014	0.0041	0.0214	0.00 - 0.50
NBZ-00113	90171	Np-236	-0.0075 U J	0.0341	0.0101	0.047	0.00 - 0.50
NBZ-00113	90171	Np-239	0.0024 U J	0.117	0.0348	0.139	0.00 - 0.50
NBZ-00113	90171	Pa-231	-0.48 U	0.702	0.244	0.936	0.00 - 0.50
NBZ-00113	90171	Pb-212	1.22	0.0293	0.077	2.69	0.00 - 0.50
NBZ-00113	90171	Pb-214	0.982	0.0304	0.0499	1.7	0.00 - 0.50
NBZ-00113	90171	Pu-238	-0.0092 U	0.0364	0.0074	0.0415	0.00 - 0.50
NBZ-00113	90171	Pu-239/240	-0.0069 U	0.0289	0.005	0.0404	0.00 - 0.50
NBZ-00113	90171	Sb-125	0.0111 U	0.0399	0.0123	0.354	0.00 - 0.50
NBZ-00113	90171	Sn-126	0.007 U	0.0159	0.0048	0.0237	0.00 - 0.50
NBZ-00113	90171	Sr-90	0.0501 U	0.172	0.05	0.485	0.00 - 0.50
NBZ-00113	90171	Th-228	1.02 L	0.11	0.104	3.98	0.00 - 0.50
NBZ-00113	90171	Th-229	0.05 L	0.0526	0.0216	0.145	0.00 - 0.50
NBZ-00113	90171	Th-230	0.762 L	0.0934	0.0861	2.2	0.00 - 0.50
NBZ-00113	90171	Th-232	1.1 L	0.0192	0.104	3.1	0.00 - 0.50
NBZ-00113	90171	Th-234	1.29	0.264	0.141	3.19	0.00 - 0.50
NBZ-00113	90171	Tl-208	0.378	0.0148	0.0221	0.937	0.00 - 0.50
NBZ-00113	90171	Tm-171	-7.44 U	10.6	4.15	72.4	0.00 - 0.50
NBZ-00113	90171	U-233/234	0.601	0.0149	0.07	2.02	0.00 - 0.50
NBZ-00113	90171	U-235/236	0.061	0.0184	0.0207	0.151	0.00 - 0.50
NBZ-00113	90171	U-238	0.621	0.0349	0.0719	1.8	0.00 - 0.50
NBZ-00114	90172	Ac-227	-0.0325 U	0.165	0.0507	0.217	0.00 - 0.50
NBZ-00114	90172	Am-241	0.0048 U	0.024	0.0061	0.0454	0.00 - 0.50

Table A.2
Analytical Results Summary
Northern Buffer Zone, Round 1

Sample Location	Sample ID	Analyte Name	Activity	MDC	TPU	RTL	Sample Depth (feet bgs)
NBZ-00114	90172	Bi-212	0.691	0.108	0.0647	2.15	0.00 - 0.50
NBZ-00114	90172	Bi-214	0.674	0.0256	0.033	1.59	0.00 - 0.50
NBZ-00114	90172	Cd-113m	-55 U	107	36.6	3030	0.00 - 0.50
NBZ-00114	90172	Cm-243/244	-0.0064 U	0.0501	0.0119	0.0443	0.00 - 0.50
NBZ-00114	90172	Co-60	0.001 U	0.0154	0.0045	0.028	0.00 - 0.50
NBZ-00114	90172	Cs-134	-0.0093 U	0.012	0.0049	0.0864	0.00 - 0.50
NBZ-00114	90172	Cs-137	0.0439	0.0158	0.007	0.207	0.00 - 0.50
NBZ-00114	90172	Eu-152	0.0071 U	0.0408	0.017	0.0566	0.00 - 0.50
NBZ-00114	90172	Eu-154	-0.059 U J	0.0831	0.029	0.15	0.00 - 0.50
NBZ-00114	90172	Eu-155	0.0637 SK	0.0561	0.0196	0.231	0.00 - 0.50
NBZ-00114	90172	Ho-166m	0.0017 U	0.0227	0.0068	0.0432	0.00 - 0.50
NBZ-00114	90172	K-40	22.6	0.103	1.35	32.4	0.00 - 0.50
NBZ-00114	90172	Na-22	0.0009 U	0.0186	0.0055	0.037	0.00 - 0.50
NBZ-00114	90172	Nb-94	0.0023 U	0.0131	0.0039	0.0214	0.00 - 0.50
NBZ-00114	90172	Np-236	-0.0123 U	0.0311	0.01	0.047	0.00 - 0.50
NBZ-00114	90172	Np-239	-0.0444 U	0.111	0.0356	0.139	0.00 - 0.50
NBZ-00114	90172	Pa-231	0.0076 U	0.683	0.207	0.936	0.00 - 0.50
NBZ-00114	90172	Pb-212	1.2	0.0281	0.0738	2.69	0.00 - 0.50
NBZ-00114	90172	Pb-214	0.724	0.0289	0.0375	1.7	0.00 - 0.50
NBZ-00114	90172	Pu-238	-0.0053 U	0.0412	0.0073	0.0415	0.00 - 0.50
NBZ-00114	90172	Pu-239/240	0.0195	0.029	0.0108	0.0404	0.00 - 0.50
NBZ-00114	90172	Sb-125	-0.0102 U	0.0373	0.0113	0.354	0.00 - 0.50
NBZ-00114	90172	Sn-126	0.0033 U	0.0151	0.0045	0.0237	0.00 - 0.50
NBZ-00114	90172	Sr-90	0.0562 U	0.166	0.0491	0.485	0.00 - 0.50
NBZ-00114	90172	Th-228	0.877 L	0.0834	0.0915	3.98	0.00 - 0.50
NBZ-00114	90172	Th-229	-0.0542 UL	0.132	0.0288	0.145	0.00 - 0.50
NBZ-00114	90172	Th-230	0.399 L	0.0887	0.0596	2.2	0.00 - 0.50
NBZ-00114	90172	Th-232	0.903 L	0.0496	0.0905	3.1	0.00 - 0.50
NBZ-00114	90172	Th-234	1.2	0.243	0.121	3.19	0.00 - 0.50
NBZ-00114	90172	Tl-208	0.368	0.014	0.0211	0.937	0.00 - 0.50
NBZ-00114	90172	Tm-171	-7.82 U J	9.5	3.86	72.4	0.00 - 0.50
NBZ-00114	90172	U-233/234	0.603	0.106	0.0898	2.02	0.00 - 0.50
NBZ-00114	90172	U-235/236	0.0288 U	0.0888	0.0253	0.151	0.00 - 0.50

Table A.2
Analytical Results Summary
Northern Buffer Zone, Round 1

Sample Location	Sample ID	Analyte Name	Activity	MDC	TPU	RTL	Sample Depth (feet bgs)
NBZ-00114	90172	U-238	0.665	0.0247	0.0918	1.8	0.00 - 0.50
NBZ-00115	90173	Ac-227	-0.0095 U	0.233	0.0692	0.217	0.00 - 0.50
NBZ-00115	90173	Am-241	-0.0014 U	0.0405	0.0097	0.0454	0.00 - 0.50
NBZ-00115	90173	Bi-212	0.895	0.156	0.0942	2.15	0.00 - 0.50
NBZ-00115	90173	Bi-214	1.08	0.0347	0.0534	1.59	0.00 - 0.50
NBZ-00115	90173	Cd-113m	-4.14 U	155	52.6	3030	0.00 - 0.50
NBZ-00115	90173	Cm-243/244	-0.0078 U	0.0456	0.0104	0.0443	0.00 - 0.50
NBZ-00115	90173	Co-60	-0.0048 U	0.0198	0.0059	0.028	0.00 - 0.50
NBZ-00115	90173	Cs-134	0.0035 U	0.0173	0.0057	0.0864	0.00 - 0.50
NBZ-00115	90173	Cs-137	0.116	0.0164	0.0114	0.207	0.00 - 0.50
NBZ-00115	90173	Eu-152	-0.0015 U	0.0551	0.0203	0.0566	0.00 - 0.50
NBZ-00115	90173	Eu-154	0.0474 U	0.11	0.038	0.15	0.00 - 0.50
NBZ-00115	90173	Eu-155	0.109 SK	0.0834	0.0341	0.231	0.00 - 0.50
NBZ-00115	90173	Ho-166m	0.0046 U	0.0309	0.009	0.0432	0.00 - 0.50
NBZ-00115	90173	K-40	22.5	0.152	1.3	32.4	0.00 - 0.50
NBZ-00115	90173	Na-22	0.0008 U	0.0239	0.0069	0.037	0.00 - 0.50
NBZ-00115	90173	Nb-94	0.0032 U	0.0178	0.0052	0.0214	0.00 - 0.50
NBZ-00115	90173	Np-236	-0.0027 U J	0.0461	0.0143	0.047	0.00 - 0.50
NBZ-00115	90173	Np-239	-0.0036 U J	0.157	0.0465	0.139	0.00 - 0.50
NBZ-00115	90173	Pa-231	-0.13 U	0.958	0.311	0.936	0.00 - 0.50
NBZ-00115	90173	Pb-212	1.6	0.0386	0.111	2.69	0.00 - 0.50
NBZ-00115	90173	Pb-214	1.24	0.04	0.0634	1.7	0.00 - 0.50
NBZ-00115	90173	Pu-238	-0.0008 U	0.029	0.0066	0.0415	0.00 - 0.50
NBZ-00115	90173	Pu-239/240	0.0014 U	0.0196	0.0043	0.0404	0.00 - 0.50
NBZ-00115	90173	Sb-125	-0.007 U	0.0509	0.0156	0.354	0.00 - 0.50
NBZ-00115	90173	Sn-126	0.0002 U	0.02	0.0058	0.0237	0.00 - 0.50
NBZ-00115	90173	Sr-90	-0.0573 U	0.177	0.0419	0.485	0.00 - 0.50
NBZ-00115	90173	Th-228	1.28 L	0.064	0.114	3.98	0.00 - 0.50
NBZ-00115	90173	Th-229	-0.0068 U L	0.107	0.0262	0.145	0.00 - 0.50
NBZ-00115	90173	Th-230	0.977 L	0.0626	0.0956	2.2	0.00 - 0.50
NBZ-00115	90173	Th-232	1.09 L	0.0182	0.102	3.1	0.00 - 0.50
NBZ-00115	90173	Th-234	1.91	0.377	0.233	3.19	0.00 - 0.50
NBZ-00115	90173	Tl-208	0.459	0.0183	0.0274	0.937	0.00 - 0.50

Table A.2
Analytical Results Summary
Northern Buffer Zone, Round 1

Sample Location	Sample ID	Analyte Name	Activity	MDC	TPU	RTL	Sample Depth (feet bgs)
NBZ-00115	90173	Tm-171	-1.73 U	21.5	7.37	72.4	0.00 - 0.50
NBZ-00115	90173	U-233/234	0.892	0.0851	0.0983	2.02	0.00 - 0.50
NBZ-00115	90173	U-235/236	0.0713	0.049	0.0254	0.151	0.00 - 0.50
NBZ-00115	90173	U-238	1.11	0.0563	0.113	1.8	0.00 - 0.50
NBZ-00116	90174	Ac-227	-0.0034 U	0.202	0.0596	0.217	0.00 - 0.50
NBZ-00116	90174	Am-241	0.009	0.0133	0.0049	0.0454	0.00 - 0.50
NBZ-00116	90174	Bi-212	0.728	0.13	0.0712	2.15	0.00 - 0.50
NBZ-00116	90174	Bi-214	1.25	0.0288	0.0567	1.59	0.00 - 0.50
NBZ-00116	90174	Cd-113m	-48.9 U	129	41.8	3030	0.00 - 0.50
NBZ-00116	90174	Cm-243/244	-0.0067 U	0.03	0.0064	0.0443	0.00 - 0.50
NBZ-00116	90174	Co-60	0.0035 U	0.0164	0.0048	0.028	0.00 - 0.50
NBZ-00116	90174	Cs-134	0.0107 JSK	0.0142	0.0052	0.0864	0.00 - 0.50
NBZ-00116	90174	Cs-137	0.0257	0.0186	0.0066	0.207	0.00 - 0.50
NBZ-00116	90174	Eu-152	-0.0399 U J	0.0465	0.0177	0.0566	0.00 - 0.50
NBZ-00116	90174	Eu-154	-0.091 U J	0.0948	0.0373	0.15	0.00 - 0.50
NBZ-00116	90174	Eu-155	0.103 SK	0.0679	0.0291	0.231	0.00 - 0.50
NBZ-00116	90174	Ho-166m	0.0159 JSK	0.0268	0.0085	0.0432	0.00 - 0.50
NBZ-00116	90174	K-40	21.6	0.142	1.26	32.4	0.00 - 0.50
NBZ-00116	90174	Na-22	-0.0093 U	0.0211	0.0077	0.037	0.00 - 0.50
NBZ-00116	90174	Nb-94	0.0154 JSK	0.0158	0.0057	0.0214	0.00 - 0.50
NBZ-00116	90174	Np-236	-0.0053 U	0.0377	0.0117	0.047	0.00 - 0.50
NBZ-00116	90174	Np-239	-0.0381 U	0.13	0.0397	0.139	0.00 - 0.50
NBZ-00116	90174	Pa-231	0.15 U	0.83	0.247	0.936	0.00 - 0.50
NBZ-00116	90174	Pb-212	1.3	0.0343	0.087	2.69	0.00 - 0.50
NBZ-00116	90174	Pb-214	1.35	0.035	0.0655	1.7	0.00 - 0.50
NBZ-00116	90174	Pu-238	0.0022 U	0.0234	0.0055	0.0415	0.00 - 0.50
NBZ-00116	90174	Pu-239/240	-0.0079 U	0.032	0.0061	0.0404	0.00 - 0.50
NBZ-00116	90174	Sb-125	-0.0144 U	0.0431	0.0137	0.354	0.00 - 0.50
NBZ-00116	90174	Sn-126	0.0001 U	0.0164	0.0048	0.0237	0.00 - 0.50
NBZ-00116	90174	Sr-90	0.0488 U	0.125	0.0377	0.485	0.00 - 0.50
NBZ-00116	90174	Th-228	1.26 L	0.133	0.122	3.98	0.00 - 0.50
NBZ-00116	90174	Th-229	0.0225 UL	0.0807	0.0225	0.145	0.00 - 0.50
NBZ-00116	90174	Th-230	1.26 L	0.0898	0.117	2.2	0.00 - 0.50

Table A.2
Analytical Results Summary
Northern Buffer Zone, Round 1

Sample Location	Sample ID	Analyte Name	Activity	MDC	TPU	RTL	Sample Depth (feet bgs)
NBZ-00116	90174	Th-232	1.21 L	0.0202	0.112	3.1	0.00 - 0.50
NBZ-00116	90174	Th-234	1.5 J	0.309	0.172	3.19	0.00 - 0.50
NBZ-00116	90174	Tl-208	0.389	0.0161	0.0227	0.937	0.00 - 0.50
NBZ-00116	90174	Tm-171	-9.39 U	15.6	5.78	72.4	0.00 - 0.50
NBZ-00116	90174	U-233/234	1.1	0.0916	0.107	2.02	0.00 - 0.50
NBZ-00116	90174	U-235/236	0.0718	0.049	0.0237	0.151	0.00 - 0.50
NBZ-00116	90174	U-238	1.05	0.0136	0.101	1.8	0.00 - 0.50
NBZ-00118	90176	Ac-227	-0.0763 U	0.181	0.0563	0.217	0.00 - 0.50
NBZ-00118	90176	Am-241	0.0085 U	0.0272	0.0078	0.0454	0.00 - 0.50
NBZ-00118	90176	Bi-212	0.981 J	0.114	0.0792	2.15	0.00 - 0.50
NBZ-00118	90176	Bi-214	1.11	0.029	0.0511	1.59	0.00 - 0.50
NBZ-00118	90176	Cd-113m	3.23 U	124	40.8	3030	0.00 - 0.50
NBZ-00118	90176	Cm-243/244	-0.0059 U	0.0398	0.0093	0.0443	0.00 - 0.50
NBZ-00118	90176	Co-60	-0.0001 U	0.0158	0.0047	0.028	0.00 - 0.50
NBZ-00118	90176	Cs-134	0.0057 U	0.0141	0.0049	0.0864	0.00 - 0.50
NBZ-00118	90176	Cs-137	0.0491	0.0159	0.008	0.207	0.00 - 0.50
NBZ-00118	90176	Eu-152	-0.0127 U	0.0435	0.0151	0.0566	0.00 - 0.50
NBZ-00118	90176	Eu-154	-0.059 U	0.0918	0.0314	0.15	0.00 - 0.50
NBZ-00118	90176	Eu-155	0.0855 SJ	0.0634	0.0271	0.231	0.00 - 0.50
NBZ-00118	90176	Ho-166m	0.0048 U	0.0248	0.0072	0.0432	0.00 - 0.50
NBZ-00118	90176	K-40	21.9	0.131	1.23	32.4	0.00 - 0.50
NBZ-00118	90176	Na-22	0.002 U	0.0192	0.0066	0.037	0.00 - 0.50
NBZ-00118	90176	Nb-94	0.0003 U	0.0148	0.0043	0.0214	0.00 - 0.50
NBZ-00118	90176	Np-236	-0.0151 U	0.0344	0.0111	0.047	0.00 - 0.50
NBZ-00118	90176	Np-239	-0.0347 U	0.122	0.0366	0.139	0.00 - 0.50
NBZ-00118	90176	Pa-231	-0.253 U	0.767	0.235	0.936	0.00 - 0.50
NBZ-00118	90176	Pb-212	1.45	0.0311	0.0854	2.69	0.00 - 0.50
NBZ-00118	90176	Pb-214	1.26	0.032	0.0587	1.7	0.00 - 0.50
NBZ-00118	90176	Pu-238	0.0019 U	0.0204	0.0048	0.0415	0.00 - 0.50
NBZ-00118	90176	Pu-239/240	0.0073 U	0.0295	0.0082	0.0404	0.00 - 0.50
NBZ-00118	90176	Sb-125	0.004 U	0.0402	0.0119	0.354	0.00 - 0.50
NBZ-00118	90176	Sn-126	-0.0098 U	0.015	0.0051	0.0237	0.00 - 0.50
NBZ-00118	90176	Sr-90	-0.0124 U	0.0783	0.02	0.485	0.00 - 0.50

Table A.2
Analytical Results Summary
Northern Buffer Zone, Round 1

Sample Location	Sample ID	Analyte Name	Activity	MDC	TPU	RTL	Sample Depth (feet bgs)
NBZ-00118	90176	Th-228	1.35 L	0.0704	0.111	3.98	0.00 - 0.50
NBZ-00118	90176	Th-229	-0.023 UL	0.116	0.0282	0.145	0.00 - 0.50
NBZ-00118	90176	Th-230	1.11 L	0.0618	0.0972	2.2	0.00 - 0.50
NBZ-00118	90176	Th-232	1.27 L	0.0421	0.105	3.1	0.00 - 0.50
NBZ-00118	90176	Th-234	1.8	0.263	0.172	3.19	0.00 - 0.50
NBZ-00118	90176	Tl-208	0.473	0.0144	0.0262	0.937	0.00 - 0.50
NBZ-00118	90176	Tm-171	4.11 U	11.8	4	72.4	0.00 - 0.50
NBZ-00118	90176	U-233/234	1.15	0.0927	0.113	2.02	0.00 - 0.50
NBZ-00118	90176	U-235/236	0.0765	0.0432	0.0245	0.151	0.00 - 0.50
NBZ-00118	90176	U-238	1.07	0.0598	0.106	1.8	0.00 - 0.50
NBZ-00119	90177	Ac-227	-0.13 U	0.234	0.0797	0.217	0.00 - 0.50
NBZ-00119	90177	Am-241	0.0024	0.0066	0.0024	0.0454	0.00 - 0.50
NBZ-00119	90177	Bi-212	1.06 J	0.152	0.0857	2.15	0.00 - 0.50
NBZ-00119	90177	Bi-214	1.1	0.0358	0.0519	1.59	0.00 - 0.50
NBZ-00119	90177	Cd-113m	-28.9 U	158	49.5	3030	0.00 - 0.50
NBZ-00119	90177	Cm-243/244	0.0363	0.0221	0.0107	0.0443	0.00 - 0.50
NBZ-00119	90177	Co-60	0.0046 U	0.0218	0.0063	0.028	0.00 - 0.50
NBZ-00119	90177	Cs-134	-0.0011 U	0.0172	0.0058	0.0864	0.00 - 0.50
NBZ-00119	90177	Cs-137	0.0318	0.0212	0.0082	0.207	0.00 - 0.50
NBZ-00119	90177	Eu-152	0.0513 J	0.0579	0.0246	0.0566	0.00 - 0.50
NBZ-00119	90177	Eu-154	0.0063 U	0.117	0.035	0.15	0.00 - 0.50
NBZ-00119	90177	Eu-155	0.0882 SJ	0.0885	0.034	0.231	0.00 - 0.50
NBZ-00119	90177	Ho-166m	-0.0091 U	0.0313	0.0096	0.0432	0.00 - 0.50
NBZ-00119	90177	K-40	22.7	0.154	1.42	32.4	0.00 - 0.50
NBZ-00119	90177	Na-22	-0.0119 U	0.0245	0.0079	0.037	0.00 - 0.50
NBZ-00119	90177	Nb-94	0.0108 SJ	0.0187	0.0059	0.0214	0.00 - 0.50
NBZ-00119	90177	Np-236	0.0215 U	0.0486	0.0163	0.047	0.00 - 0.50
NBZ-00119	90177	Np-239	-0.0198 U	0.161	0.0499	0.139	0.00 - 0.50
NBZ-00119	90177	Pa-231	-0.127 U	1.01	0.341	0.936	0.00 - 0.50
NBZ-00119	90177	Pb-212	1.69	0.0403	0.112	2.69	0.00 - 0.50
NBZ-00119	90177	Pb-214	1.2	0.0406	0.0625	1.7	0.00 - 0.50
NBZ-00119	90177	Pu-238	-0.0025 U	0.029	0.0058	0.0415	0.00 - 0.50
NBZ-00119	90177	Pu-239/240	0.0053 U	0.0261	0.0068	0.0404	0.00 - 0.50

Table A.2
Analytical Results Summary
Northern Buffer Zone, Round 1

Sample Location	Sample ID	Analyte Name	Activity	MDC	TPU	RTL	Sample Depth (feet bgs)
NBZ-00119	90177	Sb-125	0.0129 U	0.0533	0.016	0.354	0.00 - 0.50
NBZ-00119	90177	Sn-126	-0.0017 U	0.0208	0.0061	0.0237	0.00 - 0.50
NBZ-00119	90177	Sr-90	-0.0311 U	0.181	0.0475	0.485	0.00 - 0.50
NBZ-00119	90177	Th-228	1.53 L	0.065	0.129	3.98	0.00 - 0.50
NBZ-00119	90177	Th-229	0.0549 L	0.0505	0.0219	0.145	0.00 - 0.50
NBZ-00119	90177	Th-230	0.856 L	0.0822	0.0897	2.2	0.00 - 0.50
NBZ-00119	90177	Th-232	1.3 L	0.0185	0.115	3.1	0.00 - 0.50
NBZ-00119	90177	Th-234	1.68 J	0.474	0.444	3.19	0.00 - 0.50
NBZ-00119	90177	Tl-208	0.521	0.0195	0.0296	0.937	0.00 - 0.50
NBZ-00119	90177	Tm-171	-11.3 U	22.6	7.18	72.4	0.00 - 0.50
NBZ-00119	90177	U-233/234	0.776	0.0831	0.0877	2.02	0.00 - 0.50
NBZ-00119	90177	U-235/236	0.0288	0.0195	0.0145	0.151	0.00 - 0.50
NBZ-00119	90177	U-238	0.899	0.0459	0.0949	1.8	0.00 - 0.50
NBZ-00120	90178	Ac-227	0.052 U	0.191	0.0572	0.217	0.00 - 0.50
NBZ-00120	90178	Am-241	-0.0187 U	0.114	0.0236	0.0454	0.00 - 0.50
NBZ-00120	90178	Bi-212	0.852	0.113	0.0711	2.15	0.00 - 0.50
NBZ-00120	90178	Bi-214	0.903	0.0279	0.0433	1.59	0.00 - 0.50
NBZ-00120	90178	Cd-113m	26.9 U	124	38.1	3030	0.00 - 0.50
NBZ-00120	90178	Cm-243/244	-0.0044 U	0.126	0.03	0.0443	0.00 - 0.50
NBZ-00120	90178R	Cm-243/244	-0.0102 U	0.0325	0.00739	0.0443	0.00 - 0.50
NBZ-00120	90178	Co-60	0.0028 U	0.0159	0.0046	0.028	0.00 - 0.50
NBZ-00120	90178	Cs-134	-0.0015 U	0.014	0.0048	0.0864	0.00 - 0.50
NBZ-00120	90178	Cs-137	0.0536	0.0159	0.0077	0.207	0.00 - 0.50
NBZ-00120	90178	Eu-152	-0.0048 U	0.0455	0.0157	0.0566	0.00 - 0.50
NBZ-00120	90178	Eu-154	-0.0785 U J	0.0879	0.0337	0.15	0.00 - 0.50
NBZ-00120	90178	Eu-155	0.0729 JSK	0.0695	0.0271	0.231	0.00 - 0.50
NBZ-00120	90178	Ho-166m	-0.0057 U	0.0241	0.0073	0.0432	0.00 - 0.50
NBZ-00120	90178	K-40	20.3	0.128	1.18	32.4	0.00 - 0.50
NBZ-00120	90178	Na-22	-0.0079 U	0.0188	0.0059	0.037	0.00 - 0.50
NBZ-00120	90178	Nb-94	0.0074 JSK	0.0147	0.0046	0.0214	0.00 - 0.50
NBZ-00120	90178	Np-236	-0.0005 U	0.0368	0.0113	0.047	0.00 - 0.50
NBZ-00120	90178	Np-239	-0.0271 U	0.128	0.0384	0.139	0.00 - 0.50
NBZ-00120	90178	Pa-231	-0.0148 U	0.77	0.229	0.936	0.00 - 0.50

Table A.2
Analytical Results Summary
Northern Buffer Zone, Round 1

Sample Location	Sample ID	Analyte Name	Activity	MDC	TPU	RTL	Sample Depth (feet bgs)
NBZ-00120	90178	Pb-212	1.32	0.032	0.088	2.69	0.00 - 0.50
NBZ-00120	90178	Pb-214	1.03	0.0335	0.0511	1.7	0.00 - 0.50
NBZ-00120	90178	Pu-238	-0.0024 U	0.0681	0.0162	0.0415	0.00 - 0.50
NBZ-00120	90178	Pu-239/240	-0.0008 U	0.045	0.0094	0.0404	0.00 - 0.50
NBZ-00120	90178	Sb-125	0.0163 U	0.0425	0.0132	0.354	0.00 - 0.50
NBZ-00120	90178	Sn-126	-0.0041 U	0.0156	0.0047	0.0237	0.00 - 0.50
NBZ-00120	90178	Sr-90	0.127	0.166	0.0547	0.485	0.00 - 0.50
NBZ-00120	90178	Th-228	0.611 L	0.0219	0.077	3.98	0.00 - 0.50
NBZ-00120	90178	Th-229	0.0631 L	0.0849	0.0297	0.145	0.00 - 0.50
NBZ-00120	90178	Th-230	0.37 L	0.0945	0.0614	2.2	0.00 - 0.50
NBZ-00120	90178	Th-232	0.565 L	0.0578	0.0735	3.1	0.00 - 0.50
NBZ-00120	90178	Th-234	1.39	0.297	0.165	3.19	0.00 - 0.50
NBZ-00120	90178	Tl-208	0.401	0.0151	0.0233	0.937	0.00 - 0.50
NBZ-00120	90178	Tm-171	-13.1 U J	14.7	5.99	72.4	0.00 - 0.50
NBZ-00120	90178	U-233/234	0.726	0.128	0.101	2.02	0.00 - 0.50
NBZ-00120	90178	U-235/236	0.0662	0.0299	0.0275	0.151	0.00 - 0.50
NBZ-00120	90178	U-238	0.842	0.0569	0.106	1.8	0.00 - 0.50
NBZ-00121	90179	Ac-227	0.12 J	0.214	0.0681	0.217	0.00 - 0.50
NBZ-00121	90179	Am-241	0.0107	0.0223	0.0069	0.0454	0.00 - 0.50
NBZ-00121	90179	Bi-212	0.805	0.131	0.0871	2.15	0.00 - 0.50
NBZ-00121	90179	Bi-214	0.87	0.0324	0.0477	1.59	0.00 - 0.50
NBZ-00121	90179	Cd-113m	-57.8 U	137	49	3030	0.00 - 0.50
NBZ-00121	90179	Cm-243/244	0.0035 U	0.0224	0.0059	0.0443	0.00 - 0.50
NBZ-00121	90179	Co-60	-0.0021 U	0.0178	0.0054	0.028	0.00 - 0.50
NBZ-00121	90179	Cs-134	0.0112 JSK	0.0167	0.0062	0.0864	0.00 - 0.50
NBZ-00121	90179	Cs-137	0.0159	0.0182	0.0065	0.207	0.00 - 0.50
NBZ-00121	90179	Eu-152	-0.0289 U	0.0509	0.0216	0.0566	0.00 - 0.50
NBZ-00121	90179	Eu-154	0.0074 U	0.1	0.0295	0.15	0.00 - 0.50
NBZ-00121	90179	Eu-155	0.0588 JSK	0.0821	0.0289	0.231	0.00 - 0.50
NBZ-00121	90179	Ho-166m	-0.0103 U	0.027	0.0084	0.0432	0.00 - 0.50
NBZ-00121	90179	K-40	20.5	0.135	1.12	32.4	0.00 - 0.50
NBZ-00121	90179	Na-22	-0.0108 U	0.0203	0.0068	0.037	0.00 - 0.50
NBZ-00121	90179	Nb-94	0.0047 U	0.0165	0.0048	0.0214	0.00 - 0.50

Table A.2
Analytical Results Summary
Northern Buffer Zone, Round 1

Sample Location	Sample ID	Analyte Name	Activity	MDC	TPU	RTL	Sample Depth (feet bgs)
NBZ-00121	90179	Np-236	-0.0258 U J	0.043	0.0146	0.047	0.00 - 0.50
NBZ-00121	90179	Np-239	-0.0991 U J	0.142	0.0483	0.139	0.00 - 0.50
NBZ-00121	90179	Pa-231	0.159 U	0.889	0.288	0.936	0.00 - 0.50
NBZ-00121	90179	Pb-212	1.5	0.0358	0.0865	2.69	0.00 - 0.50
NBZ-00121	90179	Pb-214	0.989	0.0369	0.0481	1.7	0.00 - 0.50
NBZ-00121	90179	Pu-238	0.0064	0.0179	0.0053	0.0415	0.00 - 0.50
NBZ-00121	90179	Pu-239/240	-0.0057 U	0.0348	0.0072	0.0404	0.00 - 0.50
NBZ-00121	90179	Sb-125	0.0129 U	0.0487	0.0147	0.354	0.00 - 0.50
NBZ-00121	90179	Sn-126	-0.0029 U	0.0179	0.0053	0.0237	0.00 - 0.50
NBZ-00121	90179	Sr-90	-0.0095 U	0.18	0.0482	0.485	0.00 - 0.50
NBZ-00121	90179	Th-228	1.55 L	0.168	0.154	3.98	0.00 - 0.50
NBZ-00121	90179	Th-229	-0.131 U L	0.274	0.0682	0.145	0.00 - 0.50
NBZ-00121	90179	Th-230	0.975 L	0.249	0.128	2.2	0.00 - 0.50
NBZ-00121	90179	Th-232	1.29 L	0.0807	0.13	3.1	0.00 - 0.50
NBZ-00121	90179	Th-234	1.47 J	0.415	0.386	3.19	0.00 - 0.50
NBZ-00121	90179	Tl-208	0.411	0.0174	0.0248	0.937	0.00 - 0.50
NBZ-00121	90179	Tm-171	-12.1 U	17.7	6.1	72.4	0.00 - 0.50
NBZ-00121	90179	U-233/234	0.713	0.072	0.0839	2.02	0.00 - 0.50
NBZ-00121	90179	U-235/236	0.0195 U	0.0601	0.0172	0.151	0.00 - 0.50
NBZ-00121	90179	U-238	0.828	0.0393	0.0914	1.8	0.00 - 0.50
NBZ-00122	90180	Ac-227	-0.0366 U	0.201	0.0624	0.217	0.00 - 0.50
NBZ-00122	90180	Am-241	0.0111	0.0165	0.0061	0.0454	0.00 - 0.50
NBZ-00122	90180	Bi-212	1.01	0.134	0.0863	2.15	0.00 - 0.50
NBZ-00122	90180	Bi-214	1.14	0.0334	0.0548	1.59	0.00 - 0.50
NBZ-00122	90180	Cd-113m	-39.4 U	133	42.2	3030	0.00 - 0.50
NBZ-00122	90180	Cm-243/244	-0.0141 U	0.0564	0.0137	0.0443	0.00 - 0.50
NBZ-00122	90180	Co-60	-0.0029 U	0.0182	0.0055	0.028	0.00 - 0.50
NBZ-00122	90180	Cs-134	0.0073 U	0.0159	0.0055	0.0864	0.00 - 0.50
NBZ-00122	90180	Cs-137	0.0875	0.0179	0.0089	0.207	0.00 - 0.50
NBZ-00122	90180	Eu-152	0.0127 U	0.0503	0.0147	0.0566	0.00 - 0.50
NBZ-00122	90180	Eu-154	-0.0134 U	0.0965	0.0332	0.15	0.00 - 0.50
NBZ-00122	90180	Eu-155	0.0852 SK	0.0673	0.0279	0.231	0.00 - 0.50
NBZ-00122	90180	Ho-166m	-0.0086 U	0.0281	0.0089	0.0432	0.00 - 0.50

Table A.2
Analytical Results Summary
Northern Buffer Zone, Round 1

Sample Location	Sample ID	Analyte Name	Activity	MDC	TPU	RTL	Sample Depth (feet bgs)
NBZ-00122	90180	K-40	23.2	0.133	1.25	32.4	0.00 - 0.50
NBZ-00122	90180	Na-22	0.0076 U	0.0214	0.0065	0.037	0.00 - 0.50
NBZ-00122	90180	Nb-94	0.0092 JSK	0.0165	0.0053	0.0214	0.00 - 0.50
NBZ-00122	90180	Np-236	-0.0065 U J	0.0378	0.0112	0.047	0.00 - 0.50
NBZ-00122	90180	Np-239	0.0216 U J	0.136	0.0416	0.139	0.00 - 0.50
NBZ-00122	90180	Pa-231	0.127 U	0.847	0.261	0.936	0.00 - 0.50
NBZ-00122	90180	Pb-212	1.8	0.0339	0.102	2.69	0.00 - 0.50
NBZ-00122	90180	Pb-214	1.31	0.0343	0.0608	1.7	0.00 - 0.50
NBZ-00122	90180	Pu-238	0.0073 U	0.0423	0.0113	0.0415	0.00 - 0.50
NBZ-00122	90180	Pu-239/240	0.0097	0.0088	0.0056	0.0404	0.00 - 0.50
NBZ-00122	90180	Sb-125	0.0211 U	0.0473	0.0144	0.354	0.00 - 0.50
NBZ-00122	90180	Sn-126	0.0035 U	0.0184	0.0056	0.0237	0.00 - 0.50
NBZ-00122	90180	Sr-90	0.0554 U	0.154	0.0458	0.485	0.00 - 0.50
NBZ-00122	90180	Th-228	1.2 L	0.0813	0.114	3.98	0.00 - 0.50
NBZ-00122	90180	Th-229	0.0148 U L	0.0687	0.0181	0.145	0.00 - 0.50
NBZ-00122	90180	Th-230	0.819 L	0.0967	0.0911	2.2	0.00 - 0.50
NBZ-00122	90180	Th-232	1.4 L	0.0541	0.125	3.1	0.00 - 0.50
NBZ-00122	90180	Th-234	2.19	0.304	0.189	3.19	0.00 - 0.50
NBZ-00122	90180	Tl-208	0.545	0.0177	0.0302	0.937	0.00 - 0.50
NBZ-00122	90180	Tm-171	-6.83 U	13.4	4.96	72.4	0.00 - 0.50
NBZ-00122	90180	U-233/234	0.962	0.0883	0.102	2.02	0.00 - 0.50
NBZ-00122	90180	U-235/236	0.0702	0.0579	0.0259	0.151	0.00 - 0.50
NBZ-00122	90180	U-238	1.15	0.0538	0.114	1.8	0.00 - 0.50
NBZ-00123	90181	Ac-227	0.0781 U	0.215	0.0662	0.217	0.00 - 0.50
NBZ-00123	90181	Am-241	0.0042 U	0.0213	0.0054	0.0454	0.00 - 0.50
NBZ-00123	90181	Bi-212	0.891	0.143	0.0778	2.15	0.00 - 0.50
NBZ-00123	90181	Bi-214	1.12	0.0333	0.0535	1.59	0.00 - 0.50
NBZ-00123	90181	Cd-113m	28.9 U	143	44.3	3030	0.00 - 0.50
NBZ-00123	90181	Cm-243/244	-0.006 U	0.0386	0.0086	0.0443	0.00 - 0.50
NBZ-00123	90181	Co-60	0.0017 U	0.0199	0.0057	0.028	0.00 - 0.50
NBZ-00123	90181	Cs-134	0.0059 U	0.016	0.0054	0.0864	0.00 - 0.50
NBZ-00123	90181	Cs-137	0.058	0.0217	0.0091	0.207	0.00 - 0.50
NBZ-00123	90181	Eu-152	-0.0355 U	0.0518	0.0182	0.0566	0.00 - 0.50

Table A.2
Analytical Results Summary
Northern Buffer Zone, Round 1

Sample Location	Sample ID	Analyte Name	Activity	MDC	TPU	RTL	Sample Depth (feet bgs)
NBZ-00123	90181	Eu-154	-0.0759 U	0.111	0.0392	0.15	0.00 - 0.50
NBZ-00123	90181	Eu-155	0.105 SK	0.0727	0.0292	0.231	0.00 - 0.50
NBZ-00123	90181	Ho-166m	0.0084 U	0.0311	0.0092	0.0432	0.00 - 0.50
NBZ-00123	90181	K-40	28.3	0.147	1.62	32.4	0.00 - 0.50
NBZ-00123	90181	Na-22	-0.0053 U	0.0233	0.007	0.037	0.00 - 0.50
NBZ-00123	90181	Nb-94	0.0054 U	0.0168	0.005	0.0214	0.00 - 0.50
NBZ-00123	90181	Np-236	-0.0172 U	0.0398	0.0124	0.047	0.00 - 0.50
NBZ-00123	90181	Np-239	0.0622 U	0.144	0.0448	0.139	0.00 - 0.50
NBZ-00123	90181	Pa-231	-0.926 U J	0.853	0.354	0.936	0.00 - 0.50
NBZ-00123	90181	Pb-212	1.47	0.0349	0.0934	2.69	0.00 - 0.50
NBZ-00123	90181	Pb-214	1.22	0.0376	0.0613	1.7	0.00 - 0.50
NBZ-00123	90181	Pu-238	-0.001 U	0.0296	0.0071	0.0415	0.00 - 0.50
NBZ-00123	90181	Pu-239/240	0.0003 U	0.0217	0.0049	0.0404	0.00 - 0.50
NBZ-00123	90181	Sb-125	0.0191 U	0.0485	0.0151	0.354	0.00 - 0.50
NBZ-00123	90181	Sn-126	0.0024 U	0.0193	0.0057	0.0237	0.00 - 0.50
NBZ-00123	90181	Sr-90	0.065 U	0.175	0.0524	0.485	0.00 - 0.50
NBZ-00123	90181	Th-228	1.33 L	0.0821	0.122	3.98	0.00 - 0.50
NBZ-00123	90181	Th-229	0.0376 L	0.0905	0.0272	0.145	0.00 - 0.50
NBZ-00123	90181	Th-230	0.774 L	0.113	0.09	2.2	0.00 - 0.50
NBZ-00123	90181	Th-232	1.11 L	0.0551	0.107	3.1	0.00 - 0.50
NBZ-00123	90181	Th-234	1.78 J	0.319	0.17	3.19	0.00 - 0.50
NBZ-00123	90181	Tl-208	0.458	0.0175	0.0268	0.937	0.00 - 0.50
NBZ-00123	90181	Tm-171	-5.78 U	12.9	4.75	72.4	0.00 - 0.50
NBZ-00123	90181	U-233/234	0.858	0.105	0.0963	2.02	0.00 - 0.50
NBZ-00123	90181	U-235/236	0.0542	0.0475	0.0221	0.151	0.00 - 0.50
NBZ-00123	90181	U-238	0.875	0.0605	0.0948	1.8	0.00 - 0.50
NBZ-00124	90182	Ac-227	0.0292 U	0.226	0.0665	0.217	0.00 - 0.50
NBZ-00124	90182	Am-241	0.0013 U	0.0182	0.004	0.0454	0.00 - 0.50
NBZ-00124	90182	Bi-212	0.73	0.136	0.0759	2.15	0.00 - 0.50
NBZ-00124	90182	Bi-214	2.66 Y	0.0327	0.115	1.59	0.00 - 0.50
NBZ-00124	90182	Cd-113m	-24.9 U	146	44.9	3030	0.00 - 0.50
NBZ-00124	90182	Cm-243/244	0.0042 U	0.033	0.0087	0.0443	0.00 - 0.50
NBZ-00124	90182	Co-60	-0.0084 U	0.0177	0.0056	0.028	0.00 - 0.50

Table A.2
Analytical Results Summary
Northern Buffer Zone, Round 1

Sample Location	Sample ID	Analyte Name	Activity	MDC	TPU	RTL	Sample Depth (feet bgs)
NBZ-00124	90182	Cs-134	0.0198 JSK	0.0169	0.0068	0.0864	0.00 - 0.50
NBZ-00124	90182	Cs-137	0.0869	0.0178	0.009	0.207	0.00 - 0.50
NBZ-00124	90182	Eu-152	-0.0201 U	0.0538	0.0169	0.0566	0.00 - 0.50
NBZ-00124	90182	Eu-154	0.02 U	0.104	0.0354	0.15	0.00 - 0.50
NBZ-00124	90182	Eu-155	0.0092 U	0.074	0.0226	0.231	0.00 - 0.50
NBZ-00124	90182	Ho-166m	0.0059 U	0.0282	0.0082	0.0432	0.00 - 0.50
NBZ-00124	90182	K-40	21.7	0.158	1.19	32.4	0.00 - 0.50
NBZ-00124	90182	Na-22	0.0045 U	0.0217	0.0075	0.037	0.00 - 0.50
NBZ-00124	90182	Nb-94	0.0104 JSK	0.0171	0.0054	0.0214	0.00 - 0.50
NBZ-00124	90182	Np-236	-0.0184 U	0.0402	0.0132	0.047	0.00 - 0.50
NBZ-00124	90182	Np-239	-0.0271 U	0.141	0.0418	0.139	0.00 - 0.50
NBZ-00124	90182	Pa-231	0.263 U	0.924	0.286	0.936	0.00 - 0.50
NBZ-00124	90182	Pb-212	1.26	0.0374	0.0685	2.69	0.00 - 0.50
NBZ-00124	90182	Pb-214	2.87 Y	0.0387	0.121	1.7	0.00 - 0.50
NBZ-00124	90182	Pu-238	0.0036 U	0.0353	0.0093	0.0415	0.00 - 0.50
NBZ-00124	90182	Pu-239/240	0.0028 U	0.029	0.0074	0.0404	0.00 - 0.50
NBZ-00124	90182	Sb-125	0.004 U	0.0502	0.015	0.354	0.00 - 0.50
NBZ-00124	90182	Sn-126	-0.0157 U J	0.0169	0.0064	0.0237	0.00 - 0.50
NBZ-00124	90182	Sr-90	0.0056 U	0.101	0.0275	0.485	0.00 - 0.50
NBZ-00124	90182	Th-228	1.22 L	0.0857	0.114	3.98	0.00 - 0.50
NBZ-00124	90182	Th-229	0.0352 UL	0.123	0.0352	0.145	0.00 - 0.50
NBZ-00124	90182	Th-230	3.62 L	0.105	0.243	2.2	0.00 - 0.50
NBZ-00124	90182	Th-232	1.35 L	0.0515	0.119	3.1	0.00 - 0.50
NBZ-00124	90182	Th-234	2.65 J	0.321	0.19	3.19	0.00 - 0.50
NBZ-00124	90182	Tl-208	0.359	0.0185	0.0218	0.937	0.00 - 0.50
NBZ-00124	90182	Tm-171	1.49 U	12.7	4.27	72.4	0.00 - 0.50
NBZ-00124	90182	U-233/234	2.28	0.0968	0.186	2.02	0.00 - 0.50
NBZ-00124	90182	U-235/236	0.127	0.04	0.0303	0.151	0.00 - 0.50
NBZ-00124	90182	U-238	2.67	0.04	0.211	1.8	0.00 - 0.50
NBZ-00126	90184	Ac-227	-0.0018 U	0.269	0.0794	0.217	0.00 - 0.50
NBZ-00126	90184	Am-241	0.0079	0.0175	0.0055	0.0454	0.00 - 0.50
NBZ-00126	90184	Bi-212	0.95	0.219	0.106	2.15	0.00 - 0.50
NBZ-00126	90184	Bi-214	0.96	0.048	0.0517	1.59	0.00 - 0.50

Table A.2
Analytical Results Summary
Northern Buffer Zone, Round 1

Sample Location	Sample ID	Analyte Name	Activity	MDC	TPU	RTL	Sample Depth (feet bgs)
NBZ-00126	90184	Cd-113m	6.92 U	175	51.5	3030	0.00 - 0.50
NBZ-00126	90184	Cm-243/244	-0.0001 U	0.0275	0.0065	0.0443	0.00 - 0.50
NBZ-00126	90184	Co-60	0.008 U	0.0314	0.0091	0.028	0.00 - 0.50
NBZ-00126	90184	Cs-134	0.0026 U	0.0228	0.0076	0.0864	0.00 - 0.50
NBZ-00126	90184	Cs-137	0.177	0.0307	0.0173	0.207	0.00 - 0.50
NBZ-00126	90184	Eu-152	0.0165 U	0.0692	0.0236	0.0566	0.00 - 0.50
NBZ-00126	90184	Eu-154	-0.11 U J	0.15	0.0527	0.15	0.00 - 0.50
NBZ-00126	90184	Eu-155	0.115 SK	0.0836	0.0355	0.231	0.00 - 0.50
NBZ-00126	90184	Ho-166m	0.0004 U	0.0443	0.013	0.0432	0.00 - 0.50
NBZ-00126	90184	K-40	22.2	0.206	1.28	32.4	0.00 - 0.50
NBZ-00126	90184	Na-22	-0.0024 U	0.0346	0.0102	0.037	0.00 - 0.50
NBZ-00126	90184	Nb-94	0.0053 U	0.0249	0.0073	0.0214	0.00 - 0.50
NBZ-00126	90184	Np-236	-0.0033 U	0.0477	0.0146	0.047	0.00 - 0.50
NBZ-00126	90184	Np-239	0.0098 U	0.179	0.0525	0.139	0.00 - 0.50
NBZ-00126	90184	Pa-231	-0.237 U	1.14	0.345	0.936	0.00 - 0.50
NBZ-00126	90184	Pb-212	1.54	0.0443	0.0915	2.69	0.00 - 0.50
NBZ-00126	90184	Pb-214	1.01	0.05	0.0527	1.7	0.00 - 0.50
NBZ-00126	90184	Pu-238	-0.0094 U	0.0286	0.0054	0.0415	0.00 - 0.50
NBZ-00126	90184	Pu-239/240	0.0119	0.0244	0.0076	0.0404	0.00 - 0.50
NBZ-00126	90184	Sb-125	-0.0258 U	0.0666	0.0215	0.354	0.00 - 0.50
NBZ-00126	90184	Sn-126	0.007 U	0.0271	0.008	0.0237	0.00 - 0.50
NBZ-00126	90184	Sr-90	0.307	0.122	0.0573	0.485	0.00 - 0.50
NBZ-00126	90184	Th-228	1.27 L	0.0223	0.122	3.98	0.00 - 0.50
NBZ-00126	90184	Th-229	0.0244 UL	0.0976	0.027	0.145	0.00 - 0.50
NBZ-00126	90184	Th-230	0.843 L	0.129	0.0988	2.2	0.00 - 0.50
NBZ-00126	90184	Th-232	1.4 L	0.0751	0.129	3.1	0.00 - 0.50
NBZ-00126	90184	Th-234	1.72 J	0.368	0.214	3.19	0.00 - 0.50
NBZ-00126	90184	Tl-208	0.511	0.0264	0.0326	0.937	0.00 - 0.50
NBZ-00126	90184	Tm-171	-3.3 U	15.4	5.23	72.4	0.00 - 0.50
NBZ-00126	90184	U-233/234	0.723	0.0617	0.078	2.02	0.00 - 0.50
NBZ-00126	90184	U-235/236	0.0509	0.0392	0.0193	0.151	0.00 - 0.50
NBZ-00126	90184	U-238	0.831	0.0135	0.0845	1.8	0.00 - 0.50
NBZ-00127	90185	Ac-227	-0.0297 U	0.219	0.0684	0.217	0.00 - 0.50

Table A.2
Analytical Results Summary
Northern Buffer Zone, Round 1

Sample Location	Sample ID	Analyte Name	Activity	MDC	TPU	RTL	Sample Depth (feet bgs)
NBZ-00127	90185	Am-241	-0.0004 U	0.0233	0.0049	0.0454	0.00 - 0.50
NBZ-00127	90185	Bi-212	0.879	0.135	0.0741	2.15	0.00 - 0.50
NBZ-00127	90185	Bi-214	1.15	0.032	0.0531	1.59	0.00 - 0.50
NBZ-00127	90185	Cd-113m	-113 U J	140	52.2	3030	0.00 - 0.50
NBZ-00127	90185	Cm-243/244	-0.0027 U	0.0319	0.0071	0.0443	0.00 - 0.50
NBZ-00127	90185	Co-60	0.0071 U	0.0197	0.0059	0.028	0.00 - 0.50
NBZ-00127	90185	Cs-134	0.0019 U	0.0155	0.0052	0.0864	0.00 - 0.50
NBZ-00127	90185	Cs-137	0.034	0.0174	0.0064	0.207	0.00 - 0.50
NBZ-00127	90185	Eu-152	-0.0137 U	0.051	0.0204	0.0566	0.00 - 0.50
NBZ-00127	90185	Eu-154	-0.008 U	0.107	0.0324	0.15	0.00 - 0.50
NBZ-00127	90185	Eu-155	0.0498 JSK	0.0807	0.0265	0.231	0.00 - 0.50
NBZ-00127	90185	Ho-166m	0.0167 JSK	0.0292	0.0092	0.0432	0.00 - 0.50
NBZ-00127	90185	K-40	21.6	0.143	1.35	32.4	0.00 - 0.50
NBZ-00127	90185	Na-22	0.0035 U	0.0225	0.0077	0.037	0.00 - 0.50
NBZ-00127	90185	Nb-94	0.0098 JSK	0.017	0.0054	0.0214	0.00 - 0.50
NBZ-00127	90185	Np-236	-0.005 U J	0.0426	0.0128	0.047	0.00 - 0.50
NBZ-00127	90185	Np-239	-0.0446 U J	0.142	0.0454	0.139	0.00 - 0.50
NBZ-00127	90185	Pa-231	0.287 U	0.911	0.298	0.936	0.00 - 0.50
NBZ-00127	90185	Pb-212	1.27	0.0353	0.0845	2.69	0.00 - 0.50
NBZ-00127	90185	Pb-214	1.28	0.0377	0.0647	1.7	0.00 - 0.50
NBZ-00127	90185	Pu-238	0.0251	0.0347	0.0119	0.0415	0.00 - 0.50
NBZ-00127	90185	Pu-239/240	0.0112	0.0076	0.0056	0.0404	0.00 - 0.50
NBZ-00127	90185	Sb-125	-0.0148 U	0.047	0.0146	0.354	0.00 - 0.50
NBZ-00127	90185	Sn-126	0.0083 U	0.0189	0.0057	0.0237	0.00 - 0.50
NBZ-00127	90185	Sr-90	0.0144 U	0.172	0.0468	0.485	0.00 - 0.50
NBZ-00127	90185	Th-228	0.704 L	0.0573	0.0831	3.98	0.00 - 0.50
NBZ-00127	90185	Th-229	0.0076 U L	0.115	0.0295	0.145	0.00 - 0.50
NBZ-00127	90185	Th-230	1.2 L	0.114	0.117	2.2	0.00 - 0.50
NBZ-00127	90185	Th-232	0.698 L	0.0705	0.0825	3.1	0.00 - 0.50
NBZ-00127	90185	Th-234	1.37	0.359	0.174	3.19	0.00 - 0.50
NBZ-00127	90185	Tl-208	0.411	0.0169	0.0245	0.937	0.00 - 0.50
NBZ-00127	90185	Tm-171	-2.11 U	20.2	6.71	72.4	0.00 - 0.50
NBZ-00127	90185	U-233/234	0.535	0.0793	0.0664	2.02	0.00 - 0.50

Table A.2
Analytical Results Summary
Northern Buffer Zone, Round 1

Sample Location	Sample ID	Analyte Name	Activity	MDC	TPU	RTL	Sample Depth (feet bgs)
NBZ-00127	90185	U-235/236	0.0418	0.0502	0.0193	0.151	0.00 - 0.50
NBZ-00127	90185	U-238	0.702	0.0328	0.0763	1.8	0.00 - 0.50
NBZ-00129	90187	Ac-227	-0.0629 U	0.201	0.0614	0.217	0.00 - 0.50
NBZ-00129	90187	Am-241	0.0071 U	0.0228	0.0065	0.0454	0.00 - 0.50
NBZ-00129	90187	Bi-212	0.875 J	0.128	0.0788	2.15	0.00 - 0.50
NBZ-00129	90187	Bi-214	1.11	0.0322	0.0529	1.59	0.00 - 0.50
NBZ-00129	90187	Cd-113m	17 U	134	40.7	3030	0.00 - 0.50
NBZ-00129	90187	Cm-243/244	0.0061 U	0.0274	0.0074	0.0443	0.00 - 0.50
NBZ-00129	90187	Co-60	-0.0007 U	0.0201	0.006	0.028	0.00 - 0.50
NBZ-00129	90187	Cs-134	0.0052 U	0.016	0.0054	0.0864	0.00 - 0.50
NBZ-00129	90187	Cs-137	0.0904 J	0.0206	0.0101	0.207	0.00 - 0.50
NBZ-00129	90187	Eu-152	-0.0241 U	0.048	0.0168	0.0566	0.00 - 0.50
NBZ-00129	90187	Eu-154	-0.0975 UJ	0.107	0.0403	0.15	0.00 - 0.50
NBZ-00129	90187	Eu-155	0.0901 SJ	0.0705	0.0296	0.231	0.00 - 0.50
NBZ-00129	90187	Ho-166m	-0.009 U	0.0284	0.0088	0.0432	0.00 - 0.50
NBZ-00129	90187	K-40	22.7	0.15	1.22	32.4	0.00 - 0.50
NBZ-00129	90187	Na-22	-0.0136 U	0.0232	0.0078	0.037	0.00 - 0.50
NBZ-00129	90187	Nb-94	-0.0072 U	0.0157	0.0051	0.0214	0.00 - 0.50
NBZ-00129	90187	Np-236	-0.0136 U	0.0366	0.0116	0.047	0.00 - 0.50
NBZ-00129	90187	Np-239	0.0184 U	0.132	0.0386	0.139	0.00 - 0.50
NBZ-00129	90187	Pa-231	0.278 U	0.84	0.254	0.936	0.00 - 0.50
NBZ-00129	90187	Pb-212	1.38	0.034	0.0776	2.69	0.00 - 0.50
NBZ-00129	90187	Pb-214	1.21	0.0359	0.0552	1.7	0.00 - 0.50
NBZ-00129	90187	Pu-238	0.0006 U	0.0132	0.0026	0.0415	0.00 - 0.50
NBZ-00129	90187	Pu-239/240	0.008	0.0188	0.0057	0.0404	0.00 - 0.50
NBZ-00129	90187	Sb-125	0.0022 U	0.0469	0.0142	0.354	0.00 - 0.50
NBZ-00129	90187	Sn-126	-0.0112 U	0.0174	0.006	0.0237	0.00 - 0.50
NBZ-00129	90187	Sr-90	-0.067 U	0.187	0.0468	0.485	0.00 - 0.50
NBZ-00129	90187	Th-228	0.939 L	0.0633	0.0934	3.98	0.00 - 0.50
NBZ-00129	90187	Th-229	0.0267 L	0.062	0.0189	0.145	0.00 - 0.50
NBZ-00129	90187	Th-230	0.859 L	0.0491	0.0872	2.2	0.00 - 0.50
NBZ-00129	90187	Th-232	0.956 L	0.018	0.0926	3.1	0.00 - 0.50
NBZ-00129	90187	Th-234	1.58 J	0.305	0.168	3.19	0.00 - 0.50

Table A.2
Analytical Results Summary
Northern Buffer Zone, Round 1

Sample Location	Sample ID	Analyte Name	Activity	MDC	TPU	RTL	Sample Depth (feet bgs)
NBZ-00129	90187	Tl-208	0.417	0.0183	0.0242	0.937	0.00 - 0.50
NBZ-00129	90187	Tm-171	3.45 U	15	4.94	72.4	0.00 - 0.50
NBZ-00129	90187	U-233/234	0.795	0.0816	0.0897	2.02	0.00 - 0.50
NBZ-00129	90187	U-235/236	0.0315	0.0469	0.0174	0.151	0.00 - 0.50
NBZ-00129	90187	U-238	0.721	0.0162	0.0818	1.8	0.00 - 0.50
NBZ-00130	90188	Ac-227	0.0657 U	0.216	0.0646	0.217	0.00 - 0.50
NBZ-00130	90188	Am-241	0.0013 U	0.033	0.0082	0.0454	0.00 - 0.50
NBZ-00130	90188	Bi-212	0.987 J	0.13	0.0894	2.15	0.00 - 0.50
NBZ-00130	90188	Bi-214	0.962	0.0331	0.0479	1.59	0.00 - 0.50
NBZ-00130	90188	Cd-113m	-49 U	144	50.5	3030	0.00 - 0.50
NBZ-00130	90188	Cm-243/244	-0.0068 U	0.0408	0.0096	0.0443	0.00 - 0.50
NBZ-00130	90188	Co-60	0.0025 U	0.0178	0.0053	0.028	0.00 - 0.50
NBZ-00130	90188	Cs-134	0.0108 SJ	0.016	0.0059	0.0864	0.00 - 0.50
NBZ-00130	90188	Cs-137	0.0437	0.0181	0.0072	0.207	0.00 - 0.50
NBZ-00130	90188	Eu-152	0.0151 U	0.0517	0.0261	0.0566	0.00 - 0.50
NBZ-00130	90188	Eu-154	-0.0304 U	0.0963	0.0298	0.15	0.00 - 0.50
NBZ-00130	90188	Eu-155	0.0169 U	0.0816	0.0249	0.231	0.00 - 0.50
NBZ-00130	90188	Ho-166m	0.0073 U	0.0282	0.0083	0.0432	0.00 - 0.50
NBZ-00130	90188	K-40	19.8	0.116	1.08	32.4	0.00 - 0.50
NBZ-00130	90188	Na-22	-0.0036 U	0.021	0.0064	0.037	0.00 - 0.50
NBZ-00130	90188	Nb-94	-0.0013 U	0.0157	0.0046	0.0214	0.00 - 0.50
NBZ-00130	90188	Np-236	-0.0143 U	0.0431	0.0136	0.047	0.00 - 0.50
NBZ-00130	90188	Np-239	-0.0077 U	0.143	0.042	0.139	0.00 - 0.50
NBZ-00130	90188	Pa-231	-0.674 UJ	0.878	0.323	0.936	0.00 - 0.50
NBZ-00130	90188	Pb-212	1.53	0.0358	0.0886	2.69	0.00 - 0.50
NBZ-00130	90188	Pb-214	1.11	0.0367	0.0534	1.7	0.00 - 0.50
NBZ-00130	90188	Pu-238	-0.0029 U	0.0194	0.0038	0.0415	0.00 - 0.50
NBZ-00130	90188	Pu-239/240	-0.0008 U	0.0141	0.0026	0.0404	0.00 - 0.50
NBZ-00130	90188	Sb-125	0.0101 U	0.048	0.0144	0.354	0.00 - 0.50
NBZ-00130	90188	Sn-126	-0.0051 U	0.0176	0.0053	0.0237	0.00 - 0.50
NBZ-00130	90188	Sr-90	-0.034 U	0.196	0.0497	0.485	0.00 - 0.50
NBZ-00130	90188	Th-228	0.763 L	0.0529	0.0841	3.98	0.00 - 0.50
NBZ-00130	90188	Th-229	0.0352 L	0.0759	0.0234	0.145	0.00 - 0.50

Table A.2
Analytical Results Summary
Northern Buffer Zone, Round 1

Sample Location	Sample ID	Analyte Name	Activity	MDC	TPU	RTL	Sample Depth (feet bgs)
NBZ-00130	90188	Th-230	0.556 L	0.0845	0.0713	2.2	0.00 - 0.50
NBZ-00130	90188	Th-232	0.834 L	0.019	0.0873	3.1	0.00 - 0.50
NBZ-00130	90188	Th-234	1.72 J	0.423	0.445	3.19	0.00 - 0.50
NBZ-00130	90188	Tl-208	0.454	0.0171	0.0273	0.937	0.00 - 0.50
NBZ-00130	90188	Tm-171	-25.8 R	17.4	8.18	72.4	0.00 - 0.50
NBZ-00130	90188	U-233/234	0.438	0.0626	0.0538	2.02	0.00 - 0.50
NBZ-00130	90188	U-235/236	0.0058 U	0.0523	0.0128	0.151	0.00 - 0.50
NBZ-00130	90188	U-238	0.562	0.0459	0.0617	1.8	0.00 - 0.50
NBZ-00131	90189	Ac-227	-0.0194 U	0.189	0.0577	0.217	0.00 - 0.50
NBZ-00131	90189	Am-241	0.0007 U	0.0152	0.0029	0.0454	0.00 - 0.50
NBZ-00131	90189	Bi-212	0.936	0.121	0.0775	2.15	0.00 - 0.50
NBZ-00131	90189	Bi-214	1.08	0.0289	0.0498	1.59	0.00 - 0.50
NBZ-00131	90189	Cd-113m	-44.7 U	124	40.8	3030	0.00 - 0.50
NBZ-00131	90189	Cm-243/244	0.0012 U	0.0327	0.0082	0.0443	0.00 - 0.50
NBZ-00131	90189	Co-60	0.0038 U	0.0176	0.0052	0.028	0.00 - 0.50
NBZ-00131	90189	Cs-134	0.0027 U	0.0143	0.0049	0.0864	0.00 - 0.50
NBZ-00131	90189	Cs-137	0.0194	0.0157	0.0064	0.207	0.00 - 0.50
NBZ-00131	90189	Eu-152	-0.0197 U	0.0443	0.0166	0.0566	0.00 - 0.50
NBZ-00131	90189	Eu-154	-0.0172 U	0.0946	0.0283	0.15	0.00 - 0.50
NBZ-00131	90189	Eu-155	0.0691 JSK	0.066	0.025	0.231	0.00 - 0.50
NBZ-00131	90189	Ho-166m	0.0013 U	0.0264	0.0079	0.0432	0.00 - 0.50
NBZ-00131	90189	K-40	23.4	0.135	1.39	32.4	0.00 - 0.50
NBZ-00131	90189	Na-22	-0.005 U	0.0202	0.0062	0.037	0.00 - 0.50
NBZ-00131	90189	Nb-94	0.001 U	0.0147	0.0044	0.0214	0.00 - 0.50
NBZ-00131	90189	Np-236	-0.0055 U	0.0353	0.0105	0.047	0.00 - 0.50
NBZ-00131	90189	Np-239	0.0475 U	0.127	0.0396	0.139	0.00 - 0.50
NBZ-00131	90189	Pa-231	0.0111 U	0.779	0.237	0.936	0.00 - 0.50
NBZ-00131	90189	Pb-212	1.49	0.0315	0.091	2.69	0.00 - 0.50
NBZ-00131	90189	Pb-214	1.21	0.0337	0.0587	1.7	0.00 - 0.50
NBZ-00131	90189	Pu-238	-0.0017 U	0.0149	0.0029	0.0415	0.00 - 0.50
NBZ-00131	90189	Pu-239/240	0.0037 U	0.0185	0.0047	0.0404	0.00 - 0.50
NBZ-00131	90189	Sb-125	0.0191 U	0.0429	0.0131	0.354	0.00 - 0.50
NBZ-00131	90189	Sn-126	-0.0017 U	0.0163	0.0049	0.0237	0.00 - 0.50

Table A.2
Analytical Results Summary
Northern Buffer Zone, Round 1

Sample Location	Sample ID	Analyte Name	Activity	MDC	TPU	RTL	Sample Depth (feet bgs)
NBZ-00131	90189	Sr-90	0.0323 U	0.134	0.0385	0.485	0.00 - 0.50
NBZ-00131	90189	Th-228	1.53 L	0.0736	0.122	3.98	0.00 - 0.50
NBZ-00131	90189	Th-229	-0.0481 UL	0.121	0.0269	0.145	0.00 - 0.50
NBZ-00131	90189	Th-230	1.04 L	0.0646	0.0942	2.2	0.00 - 0.50
NBZ-00131	90189	Th-232	1.3 L	0.044	0.108	3.1	0.00 - 0.50
NBZ-00131	90189	Th-234	1.62	0.279	0.148	3.19	0.00 - 0.50
NBZ-00131	90189	Tl-208	0.45	0.0155	0.0259	0.937	0.00 - 0.50
NBZ-00131	90189	Tm-171	-1.61 U	10.9	3.85	72.4	0.00 - 0.50
NBZ-00131	90189	U-233/234	0.907	0.0582	0.0932	2.02	0.00 - 0.50
NBZ-00131	90189	U-235/236	0.0396	0.0179	0.0164	0.151	0.00 - 0.50
NBZ-00131	90189	U-238	0.784	0.0483	0.0838	1.8	0.00 - 0.50
NBZ-00133	90191	Ac-227	-0.0072 U	0.199	0.0611	0.217	0.00 - 0.50
NBZ-00133	90191	Am-241	0.0047	0.013	0.0038	0.0454	0.00 - 0.50
NBZ-00133	90191	Bi-212	0.916	0.137	0.0853	2.15	0.00 - 0.50
NBZ-00133	90191	Bi-214	1.16	0.0301	0.0552	1.59	0.00 - 0.50
NBZ-00133	90191	Cd-113m	51.9 U	133	42	3030	0.00 - 0.50
NBZ-00133	90191	Cm-243/244	-0.0009 U	0.0162	0.0029	0.0443	0.00 - 0.50
NBZ-00133	90191	Co-60	-0.0032 U	0.0184	0.0056	0.028	0.00 - 0.50
NBZ-00133	90191	Cs-134	0.0022 U	0.0148	0.005	0.0864	0.00 - 0.50
NBZ-00133	90191	Cs-137	0.112	0.0173	0.0093	0.207	0.00 - 0.50
NBZ-00133	90191	Eu-152	-0.0248 U	0.0479	0.0153	0.0566	0.00 - 0.50
NBZ-00133	90191	Eu-154	-0.0586 U	0.0977	0.033	0.15	0.00 - 0.50
NBZ-00133	90191	Eu-155	0.0603 JSK	0.0697	0.0245	0.231	0.00 - 0.50
NBZ-00133	90191	Ho-166m	-0.0009 U	0.0279	0.0085	0.0432	0.00 - 0.50
NBZ-00133	90191	K-40	22.8	0.135	1.23	32.4	0.00 - 0.50
NBZ-00133	90191	Na-22	-0.0024 U	0.0211	0.0064	0.037	0.00 - 0.50
NBZ-00133	90191	Nb-94	-0.0028 U	0.0153	0.0047	0.0214	0.00 - 0.50
NBZ-00133	90191	Np-236	0.0007 U	0.0366	0.0107	0.047	0.00 - 0.50
NBZ-00133	90191	Np-239	-0.0059 U	0.134	0.0407	0.139	0.00 - 0.50
NBZ-00133	90191	Pa-231	0.343 U	0.838	0.266	0.936	0.00 - 0.50
NBZ-00133	90191	Pb-212	1.6	0.0336	0.0914	2.69	0.00 - 0.50
NBZ-00133	90191	Pb-214	1.32	0.0353	0.0609	1.7	0.00 - 0.50
NBZ-00133	90191	Pu-238	-0.001 U	0.0172	0.0031	0.0415	0.00 - 0.50

Table A.2
Analytical Results Summary
Northern Buffer Zone, Round 1

Sample Location	Sample ID	Analyte Name	Activity	MDC	TPU	RTL	Sample Depth (feet bgs)
NBZ-00133	90191	Pu-239/240	0.0084	0.0198	0.006	0.0404	0.00 - 0.50
NBZ-00133	90191	Sb-125	-0.0124 U	0.0445	0.0135	0.354	0.00 - 0.50
NBZ-00133	90191	Sn-126	-0.0009 U	0.0173	0.0053	0.0237	0.00 - 0.50
NBZ-00133	90191	Sr-90	-0.0116 U	0.108	0.0276	0.485	0.00 - 0.50
NBZ-00133	90191	Th-228	1.58 L	0.097	0.135	3.98	0.00 - 0.50
NBZ-00133	90191	Th-229	-0.0648 UL	0.162	0.0374	0.145	0.00 - 0.50
NBZ-00133	90191	Th-230	1.1 L	0.165	0.113	2.2	0.00 - 0.50
NBZ-00133	90191	Th-232	1.47 L	0.0771	0.127	3.1	0.00 - 0.50
NBZ-00133	90191	Th-234	1.63	0.29	0.159	3.19	0.00 - 0.50
NBZ-00133	90191	Tl-208	0.481	0.0174	0.0271	0.937	0.00 - 0.50
NBZ-00133	90191	Tm-171	-0.48 U	13.2	4.55	72.4	0.00 - 0.50
NBZ-00133	90191	U-233/234	0.894	0.0777	0.0937	2.02	0.00 - 0.50
NBZ-00133	90191	U-235/236	0.0603	0.0834	0.0285	0.151	0.00 - 0.50
NBZ-00133	90191	U-238	0.895	0.0429	0.0922	1.8	0.00 - 0.50
NBZ-00134	90192	Ac-227	-0.0141 U	0.184	0.0538	0.217	0.00 - 0.50
NBZ-00134	90192	Am-241	0.005 U	0.0314	0.0083	0.0454	0.00 - 0.50
NBZ-00134	90192	Bi-212	0.893	0.125	0.0796	2.15	0.00 - 0.50
NBZ-00134	90192	Bi-214	1.02	0.0295	0.0475	1.59	0.00 - 0.50
NBZ-00134	90192	Cd-113m	-36.1 U	124	38.6	3030	0.00 - 0.50
NBZ-00134	90192	Cm-243/244	-0.0129 U	0.0417	0.0089	0.0443	0.00 - 0.50
NBZ-00134	90192	Co-60	0.0009 U	0.017	0.005	0.028	0.00 - 0.50
NBZ-00134	90192	Cs-134	-0.0033 U	0.0142	0.005	0.0864	0.00 - 0.50
NBZ-00134	90192	Cs-137	0.0957	0.0159	0.0087	0.207	0.00 - 0.50
NBZ-00134	90192	Eu-152	-0.0311 U J	0.0437	0.0151	0.0566	0.00 - 0.50
NBZ-00134	90192	Eu-154	-0.0599 U	0.0903	0.0312	0.15	0.00 - 0.50
NBZ-00134	90192	Eu-155	0.0752 SK	0.0626	0.0267	0.231	0.00 - 0.50
NBZ-00134	90192	Ho-166m	-0.0041 U	0.0248	0.0073	0.0432	0.00 - 0.50
NBZ-00134	90192	K-40	22.8	0.121	1.28	32.4	0.00 - 0.50
NBZ-00134	90192	Na-22	-0.0012 U	0.0193	0.0058	0.037	0.00 - 0.50
NBZ-00134	90192	Nb-94	0.0054 U	0.0149	0.0044	0.0214	0.00 - 0.50
NBZ-00134	90192	Np-236	-0.0089 U J	0.0348	0.0108	0.047	0.00 - 0.50
NBZ-00134	90192	Np-239	0.0167 U J	0.124	0.0361	0.139	0.00 - 0.50
NBZ-00134	90192	Pa-231	-0.173 U	0.754	0.226	0.936	0.00 - 0.50

Table A.2
Analytical Results Summary
Northern Buffer Zone, Round 1

Sample Location	Sample ID	Analyte Name	Activity	MDC	TPU	RTL	Sample Depth (feet bgs)
NBZ-00134	90192	Pb-212	1.45	0.0304	0.0851	2.69	0.00 - 0.50
NBZ-00134	90192	Pb-214	1.17	0.0328	0.055	1.7	0.00 - 0.50
NBZ-00134	90192	Pu-238	-0.0022 U	0.0195	0.0038	0.0415	0.00 - 0.50
NBZ-00134	90192	Pu-239/240	-0.0014 U	0.0241	0.0044	0.0404	0.00 - 0.50
NBZ-00134	90192	Sb-125	0.0131 U	0.0431	0.013	0.354	0.00 - 0.50
NBZ-00134	90192	Sn-126	-0.008 U	0.0157	0.005	0.0237	0.00 - 0.50
NBZ-00134	90192	Sr-90	-0.0256 U	0.187	0.0483	0.485	0.00 - 0.50
NBZ-00134	90192	Th-228	1.16 L	0.0984	0.117	3.98	0.00 - 0.50
NBZ-00134	90192	Th-229	0.0319 U L	0.113	0.032	0.145	0.00 - 0.50
NBZ-00134	90192	Th-230	0.948 L	0.0957	0.103	2.2	0.00 - 0.50
NBZ-00134	90192	Th-232	0.985 L	0.0585	0.103	3.1	0.00 - 0.50
NBZ-00134	90192	Th-234	1.76	0.269	0.171	3.19	0.00 - 0.50
NBZ-00134	90192	Tl-208	0.445	0.0155	0.0254	0.937	0.00 - 0.50
NBZ-00134	90192	Tm-171	-1.92 U	11.7	3.93	72.4	0.00 - 0.50
NBZ-00134	90192	U-233/234	0.858	0.0876	0.105	2.02	0.00 - 0.50
NBZ-00134	90192	U-235/236	0.0326	0.0633	0.0213	0.151	0.00 - 0.50
NBZ-00134	90192	U-238	0.83	0.0512	0.101	1.8	0.00 - 0.50
NBZ-00135	90193	Ac-227	0.0409 U	0.223	0.0665	0.217	0.00 - 0.50
NBZ-00135	90193	Am-241	0.01 U	0.025	0.0075	0.0454	0.00 - 0.50
NBZ-00135	90193	Bi-212	0.82 J	0.142	0.076	2.15	0.00 - 0.50
NBZ-00135	90193	Bi-214	1.04	0.0335	0.0499	1.59	0.00 - 0.50
NBZ-00135	90193	Cd-113m	-26.3 U	144	45	3030	0.00 - 0.50
NBZ-00135	90193	Cm-243/244	-0.0059 U	0.0301	0.0066	0.0443	0.00 - 0.50
NBZ-00135	90193	Co-60	-0.0061 U	0.0178	0.0055	0.028	0.00 - 0.50
NBZ-00135	90193	Cs-134	0.0037 U	0.0166	0.0055	0.0864	0.00 - 0.50
NBZ-00135	90193	Cs-137	0.0331	0.0186	0.0075	0.207	0.00 - 0.50
NBZ-00135	90193	Eu-152	-0.0093 U	0.0523	0.0173	0.0566	0.00 - 0.50
NBZ-00135	90193	Eu-154	-0.0276 U	0.105	0.0325	0.15	0.00 - 0.50
NBZ-00135	90193	Eu-155	0.0472 SJ	0.0803	0.0269	0.231	0.00 - 0.50
NBZ-00135	90193	Ho-166m	0.0084 U	0.0294	0.0087	0.0432	0.00 - 0.50
NBZ-00135	90193	K-40	21.9	0.145	1.27	32.4	0.00 - 0.50
NBZ-00135	90193	Na-22	-0.0025 U	0.0234	0.0068	0.037	0.00 - 0.50
NBZ-00135	90193	Nb-94	0.0087 SJ	0.0171	0.0053	0.0214	0.00 - 0.50

Table A.2
Analytical Results Summary
Northern Buffer Zone, Round 1

Sample Location	Sample ID	Analyte Name	Activity	MDC	TPU	RTL	Sample Depth (feet bgs)
NBZ-00135	90193	Np-236	-0.0066 U	0.0427	0.0134	0.047	0.00 - 0.50
NBZ-00135	90193	Np-239	0.0916 J	0.151	0.049	0.139	0.00 - 0.50
NBZ-00135	90193	Pa-231	0.104 U	0.91	0.271	0.936	0.00 - 0.50
NBZ-00135	90193	Pb-212	1.38	0.0369	0.0959	2.69	0.00 - 0.50
NBZ-00135	90193	Pb-214	1.14	0.0384	0.0581	1.7	0.00 - 0.50
NBZ-00135	90193	Pu-238	-0.0058 U	0.0274	0.0056	0.0415	0.00 - 0.50
NBZ-00135	90193	Pu-239/240	-0.0001 U	0.026	0.0062	0.0404	0.00 - 0.50
NBZ-00135	90193	Sb-125	0.0108 U	0.0492	0.0149	0.354	0.00 - 0.50
NBZ-00135	90193	Sn-126	-0.0003 U	0.0185	0.0054	0.0237	0.00 - 0.50
NBZ-00135	90193	Sr-90	-0.0099 U	0.0691	0.0168	0.485	0.00 - 0.50
NBZ-00135	90193	Th-228	1.36 L	0.0742	0.121	3.98	0.00 - 0.50
NBZ-00135	90193	Th-229	0.0135 UL	0.185	0.0515	0.145	0.00 - 0.50
NBZ-00135	90193	Th-230	0.931 L	0.236	0.114	2.2	0.00 - 0.50
NBZ-00135	90193	Th-232	1.28 L	0.0625	0.115	3.1	0.00 - 0.50
NBZ-00135	90193	Th-234	1.62 J	0.358	0.207	3.19	0.00 - 0.50
NBZ-00135	90193	Tl-208	0.41	0.0184	0.0242	0.937	0.00 - 0.50
NBZ-00135	90193	Tm-171	1.43 U	19.8	6.75	72.4	0.00 - 0.50
NBZ-00135	90193	U-233/234	1.02	0.0868	0.107	2.02	0.00 - 0.50
NBZ-00135	90193	U-235/236	0.0751	0.0203	0.0243	0.151	0.00 - 0.50
NBZ-00135	90193	U-238	1.02	0.0479	0.105	1.8	0.00 - 0.50
NBZ-00136	90194	Ac-227	0.0615 U	0.155	0.0479	0.217	0.00 - 0.50
NBZ-00136	90194	Am-241	0.0011 U	0.0152	0.0034	0.0454	0.00 - 0.50
NBZ-00136	90194	Bi-212	0.689 J	0.105	0.0677	2.15	0.00 - 0.50
NBZ-00136	90194	Bi-214	0.561	0.0243	0.0286	1.59	0.00 - 0.50
NBZ-00136	90194	Cd-113m	21.2 U	101	30.5	3030	0.00 - 0.50
NBZ-00136	90194	Cm-243/244	0.0008 U	0.0211	0.005	0.0443	0.00 - 0.50
NBZ-00136	90194	Co-60	0.0095 J	0.0157	0.0049	0.028	0.00 - 0.50
NBZ-00136	90194	Cs-134	0.0012 U	0.0118	0.0039	0.0864	0.00 - 0.50
NBZ-00136	90194	Cs-137	0.0156	0.0141	0.0051	0.207	0.00 - 0.50
NBZ-00136	90194	Eu-152	-0.0082 U	0.0364	0.0129	0.0566	0.00 - 0.50
NBZ-00136	90194	Eu-154	-0.005 U	0.0835	0.025	0.15	0.00 - 0.50
NBZ-00136	90194	Eu-155	0.0317 SJ	0.0536	0.0171	0.231	0.00 - 0.50
NBZ-00136	90194	Ho-166m	-0.0062 U	0.0206	0.0063	0.0432	0.00 - 0.50

Table A.2
Analytical Results Summary
Northern Buffer Zone, Round 1

Sample Location	Sample ID	Analyte Name	Activity	MDC	TPU	RTL	Sample Depth (feet bgs)
NBZ-00136	90194	K-40	22.9	0.0966	1.31	32.4	0.00 - 0.50
NBZ-00136	90194	Na-22	0.0012 U	0.018	0.0052	0.037	0.00 - 0.50
NBZ-00136	90194	Nb-94	0.0015 U	0.0124	0.0036	0.0214	0.00 - 0.50
NBZ-00136	90194	Np-236	-0.0064 U	0.029	0.0086	0.047	0.00 - 0.50
NBZ-00136	90194	Np-239	-0.0491 U	0.0999	0.0324	0.139	0.00 - 0.50
NBZ-00136	90194	Pa-231	0.235 U	0.632	0.201	0.936	0.00 - 0.50
NBZ-00136	90194	Pb-212	0.941	0.0251	0.0599	2.69	0.00 - 0.50
NBZ-00136	90194	Pb-214	0.648	0.0263	0.034	1.7	0.00 - 0.50
NBZ-00136	90194	Pu-238	-0.0033 U	0.0178	0.0032	0.0415	0.00 - 0.50
NBZ-00136	90194	Pu-239/240	0.0058 U	0.0178	0.0051	0.0404	0.00 - 0.50
NBZ-00136	90194	Sb-125	-0.0085 U	0.0341	0.0107	0.354	0.00 - 0.50
NBZ-00136	90194	Sn-126	-0.0031 U	0.0135	0.0041	0.0237	0.00 - 0.50
NBZ-00136	90194	Sr-90	0.0152 U	0.0654	0.0184	0.485	0.00 - 0.50
NBZ-00136	90194	Th-228	0.973 L	0.12	0.104	3.98	0.00 - 0.50
NBZ-00136	90194	Th-229	0 UL	0.0976	0.0235	0.145	0.00 - 0.50
NBZ-00136	90194	Th-230	0.609 L	0.0893	0.0769	2.2	0.00 - 0.50
NBZ-00136	90194	Th-232	0.918 L	0.0201	0.0946	3.1	0.00 - 0.50
NBZ-00136	90194	Th-234	0.987 J	0.226	0.119	3.19	0.00 - 0.50
NBZ-00136	90194	Tl-208	0.286	0.0121	0.0173	0.937	0.00 - 0.50
NBZ-00136	90194	Tm-171	-3.06 U	9.16	3.29	72.4	0.00 - 0.50
NBZ-00136	90194	U-233/234	0.472	0.0661	0.0612	2.02	0.00 - 0.50
NBZ-00136	90194	U-235/236	0.0348	0.042	0.017	0.151	0.00 - 0.50
NBZ-00136	90194	U-238	0.636	0.034	0.0722	1.8	0.00 - 0.50
NBZ-00138	90196	Ac-227	-0.0379 U	0.167	0.0521	0.217	0.00 - 0.50
NBZ-00138	90196	Am-241	-0.0132 U	0.0398	0.0079	0.0454	0.00 - 0.50
NBZ-00138	90196	Bi-212	0.793	0.126	0.08	2.15	0.00 - 0.50
NBZ-00138	90196	Bi-214	0.825	0.0308	0.0411	1.59	0.00 - 0.50
NBZ-00138	90196	Cd-113m	25.7 U	112	37.2	3030	0.00 - 0.50
NBZ-00138	90196	Cm-243/244	0.0003 U	0.027	0.0061	0.0443	0.00 - 0.50
NBZ-00138	90196	Co-60	0 U	0.0173	0.0051	0.028	0.00 - 0.50
NBZ-00138	90196	Cs-134	0.0038 U	0.0142	0.0049	0.0864	0.00 - 0.50
NBZ-00138	90196	Cs-137	0.0135	0.0181	0.0064	0.207	0.00 - 0.50
NBZ-00138	90196	Eu-152	0.0097 U	0.0421	0.016	0.0566	0.00 - 0.50

Table A.2
Analytical Results Summary
Northern Buffer Zone, Round 1

Sample Location	Sample ID	Analyte Name	Activity	MDC	TPU	RTL	Sample Depth (feet bgs)
NBZ-00138	90196	Eu-154	-0.0153 U	0.0995	0.0296	0.15	0.00 - 0.50
NBZ-00138	90196	Eu-155	0.0542 JSK	0.055	0.0205	0.231	0.00 - 0.50
NBZ-00138	90196	Ho-166m	-0.0119 U	0.0252	0.0083	0.0432	0.00 - 0.50
NBZ-00138	90196	K-40	22.1	0.123	1.19	32.4	0.00 - 0.50
NBZ-00138	90196	Na-22	-0.006 U	0.0207	0.0064	0.037	0.00 - 0.50
NBZ-00138	90196	Nb-94	-0.0024 U	0.0152	0.0046	0.0214	0.00 - 0.50
NBZ-00138	90196	Np-236	-0.0139 U J	0.0298	0.0095	0.047	0.00 - 0.50
NBZ-00138	90196	Np-239	-0.04 U J	0.111	0.0353	0.139	0.00 - 0.50
NBZ-00138	90196	Pa-231	0.143 U	0.708	0.225	0.936	0.00 - 0.50
NBZ-00138	90196	Pb-212	1.05	0.028	0.059	2.69	0.00 - 0.50
NBZ-00138	90196	Pb-214	0.857	0.0297	0.0412	1.7	0.00 - 0.50
NBZ-00138	90196	Pu-238	0.007 U	0.032	0.0086	0.0415	0.00 - 0.50
NBZ-00138	90196	Pu-239/240	-0.0152 U	0.0419	0.0079	0.0404	0.00 - 0.50
NBZ-00138	90196	Sb-125	0.0127 U	0.0413	0.0123	0.354	0.00 - 0.50
NBZ-00138	90196	Sn-126	-0.0018 U	0.0171	0.0052	0.0237	0.00 - 0.50
NBZ-00138	90196	Sr-90	0.201	0.166	0.062	0.485	0.00 - 0.50
NBZ-00138	90196	Th-228	0.742 L	0.0667	0.092	3.98	0.00 - 0.50
NBZ-00138	90196	Th-229	0 U L	0.106	0.0251	0.145	0.00 - 0.50
NBZ-00138	90196	Th-230	0.495 L	0.147	0.0805	2.2	0.00 - 0.50
NBZ-00138	90196	Th-232	0.802 L	0.0819	0.0961	3.1	0.00 - 0.50
NBZ-00138	90196	Th-234	0.842	0.266	0.1	3.19	0.00 - 0.50
NBZ-00138	90196	Tl-208	0.341	0.0157	0.0216	0.937	0.00 - 0.50
NBZ-00138	90196	Tm-171	0.246 U	6.55	2.32	72.4	0.00 - 0.50
NBZ-00138	90196	U-233/234	0.468	0.0599	0.0598	2.02	0.00 - 0.50
NBZ-00138	90196	U-235/236	0.0317	0.0172	0.0143	0.151	0.00 - 0.50
NBZ-00138	90196	U-238	0.578	0.0405	0.0673	1.8	0.00 - 0.50
NBZ-00139	90197	Ac-227	-0.0042 U	0.194	0.0591	0.217	0.00 - 0.50
NBZ-00139	90197	Am-241	0.007 U	0.0223	0.0063	0.0454	0.00 - 0.50
NBZ-00139	90197	Bi-212	1.03 J	0.222	0.262	2.15	0.00 - 0.50
NBZ-00139	90197	Bi-214	1.04	0.0327	0.0515	1.59	0.00 - 0.50
NBZ-00139	90197	Cd-113m	18.7 U	127	41.9	3030	0.00 - 0.50
NBZ-00139	90197	Cm-243/244	-0.0093 U	0.0322	0.0061	0.0443	0.00 - 0.50
NBZ-00139	90197	Co-60	-0.0019 U	0.0194	0.0058	0.028	0.00 - 0.50

Table A.2
Analytical Results Summary
Northern Buffer Zone, Round 1

Sample Location	Sample ID	Analyte Name	Activity	MDC	TPU	RTL	Sample Depth (feet bgs)
NBZ-00139	90197	Cs-134	0.002 U	0.0168	0.0057	0.0864	0.00 - 0.50
NBZ-00139	90197	Cs-137	0.11 J	0.0203	0.0114	0.207	0.00 - 0.50
NBZ-00139	90197	Eu-152	0.006 U	0.0478	0.0169	0.0566	0.00 - 0.50
NBZ-00139	90197	Eu-154	-0.0013 U	0.108	0.0316	0.15	0.00 - 0.50
NBZ-00139	90197	Eu-155	0.0258 U	0.0618	0.0191	0.231	0.00 - 0.50
NBZ-00139	90197	Ho-166m	-0.0015 U	0.029	0.0087	0.0432	0.00 - 0.50
NBZ-00139	90197	K-40	20.2	0.134	1.09	32.4	0.00 - 0.50
NBZ-00139	90197	Na-22	-0.0106 U	0.0226	0.0074	0.037	0.00 - 0.50
NBZ-00139	90197	Nb-94	0.0044 U	0.0177	0.0054	0.0214	0.00 - 0.50
NBZ-00139	90197	Np-236	0.0037 U	0.0345	0.0103	0.047	0.00 - 0.50
NBZ-00139	90197	Np-239	-0.0062 U	0.128	0.0388	0.139	0.00 - 0.50
NBZ-00139	90197	Pa-231	-0.094 U	0.798	0.255	0.936	0.00 - 0.50
NBZ-00139	90197	Pb-212	1.35	0.0324	0.0754	2.69	0.00 - 0.50
NBZ-00139	90197	Pb-214	1.09	0.0353	0.0523	1.7	0.00 - 0.50
NBZ-00139	90197	Pu-238	-0.0032 U	0.0247	0.0044	0.0415	0.00 - 0.50
NBZ-00139	90197	Pu-239/240	0.0031 U	0.0274	0.0067	0.0404	0.00 - 0.50
NBZ-00139	90197	Sb-125	-0.0151 U	0.0458	0.0141	0.354	0.00 - 0.50
NBZ-00139	90197	Sn-126	0.0011 U	0.0195	0.0058	0.0237	0.00 - 0.50
NBZ-00139	90197	Sr-90	0.0069 U	0.0918	0.0254	0.485	0.00 - 0.50
NBZ-00139	90197	Th-228	1.39 L	0.0734	0.112	3.98	0.00 - 0.50
NBZ-00139	90197	Th-229	-0.022 UL	0.0996	0.0233	0.145	0.00 - 0.50
NBZ-00139	90197	Th-230	1.01 L	0.0823	0.0909	2.2	0.00 - 0.50
NBZ-00139	90197	Th-232	1.45 L	0.0402	0.113	3.1	0.00 - 0.50
NBZ-00139	90197	Th-234	1.35 J	0.253	0.137	3.19	0.00 - 0.50
NBZ-00139	90197	Tl-208	0.458	0.0175	0.0273	0.937	0.00 - 0.50
NBZ-00139	90197	Tm-171	-4 U	7.56	2.87	72.4	0.00 - 0.50
NBZ-00139	90197	U-233/234	0.822	0.0786	0.089	2.02	0.00 - 0.50
NBZ-00139	90197	U-235/236	0.0767	0.0433	0.0246	0.151	0.00 - 0.50
NBZ-00139	90197	U-238	0.856	0.0434	0.0898	1.8	0.00 - 0.50
NBZ-00140	90198	Ac-227	-0.0046 U	0.212	0.0627	0.217	0.00 - 0.50
NBZ-00140	90198	Am-241	0.0025 U	0.0323	0.0081	0.0454	0.00 - 0.50
NBZ-00140	90198	Bi-212	0.95	0.13	0.0728	2.15	0.00 - 0.50
NBZ-00140	90198	Bi-214	1.09	0.0308	0.0505	1.59	0.00 - 0.50

Table A.2
Analytical Results Summary
Northern Buffer Zone, Round 1

Sample Location	Sample ID	Analyte Name	Activity	MDC	TPU	RTL	Sample Depth (feet bgs)
NBZ-00140	90198	Cd-113m	-52 U	137	44.1	3030	0.00 - 0.50
NBZ-00140	90198	Cm-243/244	-0.0152 U	0.0441	0.0093	0.0443	0.00 - 0.50
NBZ-00140	90198	Co-60	-0.0077 U	0.0167	0.0054	0.028	0.00 - 0.50
NBZ-00140	90198	Cs-134	-0.0054 U	0.0145	0.0051	0.0864	0.00 - 0.50
NBZ-00140	90198	Cs-137	0.147	0.017	0.0107	0.207	0.00 - 0.50
NBZ-00140	90198	Eu-152	-0.008 U	0.0519	0.0158	0.0566	0.00 - 0.50
NBZ-00140	90198	Eu-154	0.0064 U	0.0989	0.0343	0.15	0.00 - 0.50
NBZ-00140	90198	Eu-155	0.0926 SK	0.0734	0.0277	0.231	0.00 - 0.50
NBZ-00140	90198	Ho-166m	0.0041 U	0.0271	0.008	0.0432	0.00 - 0.50
NBZ-00140	90198	K-40	21.5	0.152	1.25	32.4	0.00 - 0.50
NBZ-00140	90198	Na-22	-0.0103 U	0.021	0.0068	0.037	0.00 - 0.50
NBZ-00140	90198	Nb-94	0.0072 U	0.0162	0.005	0.0214	0.00 - 0.50
NBZ-00140	90198	Np-236	0.0137 U J	0.0409	0.0129	0.047	0.00 - 0.50
NBZ-00140	90198	Np-239	-0.0167 U J	0.143	0.0423	0.139	0.00 - 0.50
NBZ-00140	90198	Pa-231	0.0076 U	0.875	0.26	0.936	0.00 - 0.50
NBZ-00140	90198	Pb-212	1.55	0.0358	0.103	2.69	0.00 - 0.50
NBZ-00140	90198	Pb-214	1.22	0.0363	0.0598	1.7	0.00 - 0.50
NBZ-00140	90198	Pu-238	-0.0016 U	0.0286	0.0062	0.0415	0.00 - 0.50
NBZ-00140	90198	Pu-239/240	0.0086	0.0167	0.0056	0.0404	0.00 - 0.50
NBZ-00140	90198	Sb-125	0.0357 JSK	0.049	0.0166	0.354	0.00 - 0.50
NBZ-00140	90198	Sn-126	0.0042 U	0.0177	0.0052	0.0237	0.00 - 0.50
NBZ-00140	90198	Sr-90	0.149	0.137	0.0505	0.485	0.00 - 0.50
NBZ-00140	90198	Th-228	0.872 L	0.0679	0.0923	3.98	0.00 - 0.50
NBZ-00140	90198	Th-229	-0.0286 U L	0.101	0.0202	0.145	0.00 - 0.50
NBZ-00140	90198	Th-230	1.64 L	0.0526	0.137	2.2	0.00 - 0.50
NBZ-00140	90198	Th-232	1.17 L	0.0193	0.108	3.1	0.00 - 0.50
NBZ-00140	90198	Th-234	1.8	0.328	0.207	3.19	0.00 - 0.50
NBZ-00140	90198	Tl-208	0.466	0.0171	0.0261	0.937	0.00 - 0.50
NBZ-00140	90198	Tm-171	-3.67 U	16.7	5.72	72.4	0.00 - 0.50
NBZ-00140	90198	U-233/234	0.646	0.0546	0.0722	2.02	0.00 - 0.50
NBZ-00140	90198	U-235/236	0.0265	0.0395	0.0147	0.151	0.00 - 0.50
NBZ-00140	90198	U-238	0.729	0.0319	0.0774	1.8	0.00 - 0.50
NBZ-00141	90199	Ac-227	0.0724 U	0.165	0.0523	0.217	0.00 - 0.50

Table A.2
Analytical Results Summary
Northern Buffer Zone, Round 1

Sample Location	Sample ID	Analyte Name	Activity	MDC	TPU	RTL	Sample Depth (feet bgs)
NBZ-00141	90199	Am-241	0.0093	0.0181	0.0061	0.0454	0.00 - 0.50
NBZ-00141	90199	Bi-212	0.78 J	0.107	0.0689	2.15	0.00 - 0.50
NBZ-00141	90199	Bi-214	0.804	0.0243	0.038	1.59	0.00 - 0.50
NBZ-00141	90199	Cd-113m	32.5 U	108	36	3030	0.00 - 0.50
NBZ-00141	90199	Cm-243/244	0.0226	0.0353	0.0117	0.0443	0.00 - 0.50
NBZ-00141	90199	Co-60	-0.0022 U	0.0142	0.0043	0.028	0.00 - 0.50
NBZ-00141	90199	Cs-134	-0.0045 U	0.0116	0.0042	0.0864	0.00 - 0.50
NBZ-00141	90199	Cs-137	0.0451	0.0136	0.0064	0.207	0.00 - 0.50
NBZ-00141	90199	Eu-152	-0.0016 U	0.0386	0.0136	0.0566	0.00 - 0.50
NBZ-00141	90199	Eu-154	0.0026 U	0.0807	0.0235	0.15	0.00 - 0.50
NBZ-00141	90199	Eu-155	0.104 SJ	0.0548	0.022	0.231	0.00 - 0.50
NBZ-00141	90199	Ho-166m	0 U	0.022	0.0066	0.0432	0.00 - 0.50
NBZ-00141	90199	K-40	19.7	0.112	1.18	32.4	0.00 - 0.50
NBZ-00141	90199	Na-22	-0.0102 U	0.0161	0.0055	0.037	0.00 - 0.50
NBZ-00141	90199	Nb-94	0.0033 U	0.0128	0.0039	0.0214	0.00 - 0.50
NBZ-00141	90199	Np-236	0.0025 U	0.0309	0.0094	0.047	0.00 - 0.50
NBZ-00141	90199	Np-239	0.0077 U	0.11	0.0333	0.139	0.00 - 0.50
NBZ-00141	90199	Pa-231	0.0954 U	0.672	0.205	0.936	0.00 - 0.50
NBZ-00141	90199	Pb-212	1.3	0.0263	0.0793	2.69	0.00 - 0.50
NBZ-00141	90199	Pb-214	0.91	0.0279	0.0453	1.7	0.00 - 0.50
NBZ-00141	90199	Pu-238	0.0044 U	0.0279	0.0073	0.0415	0.00 - 0.50
NBZ-00141	90199	Pu-239/240	0.007 U	0.0226	0.0064	0.0404	0.00 - 0.50
NBZ-00141	90199	Sb-125	0.0114 U	0.0365	0.0109	0.354	0.00 - 0.50
NBZ-00141	90199	Sn-126	0.0024 U	0.0144	0.0043	0.0237	0.00 - 0.50
NBZ-00141	90199	Sr-90	0.0415	0.0698	0.0223	0.485	0.00 - 0.50
NBZ-00141	90199	Th-228	1.4 L	0.0714	0.111	3.98	0.00 - 0.50
NBZ-00141	90199	Th-229	-0.0214 UL	0.0931	0.0214	0.145	0.00 - 0.50
NBZ-00141	90199	Th-230	0.864 L	0.0752	0.0813	2.2	0.00 - 0.50
NBZ-00141	90199	Th-232	1.23 L	0.0494	0.1	3.1	0.00 - 0.50
NBZ-00141	90199	Th-234	1.05	0.237	0.104	3.19	0.00 - 0.50
NBZ-00141	90199	Tl-208	0.386	0.0136	0.0219	0.937	0.00 - 0.50
NBZ-00141	90199	Tm-171	-1.91 U	9.46	3.36	72.4	0.00 - 0.50
NBZ-00141	90199	U-233/234	0.786	0.141	0.0942	2.02	0.00 - 0.50

Table A.2
Analytical Results Summary
Northern Buffer Zone, Round 1

Sample Location	Sample ID	Analyte Name	Activity	MDC	TPU	RTL	Sample Depth (feet bgs)
NBZ-00141	90199	U-235/236	0.0764	0.0571	0.0266	0.151	0.00 - 0.50
NBZ-00141	90199	U-238	0.738	0.0159	0.0825	1.8	0.00 - 0.50
NBZ-00143	90201	Ac-227	0.0771 U	0.22	0.0688	0.217	0.00 - 0.50
NBZ-00143	90201	Am-241	0.0009 U	0.0236	0.0056	0.0454	0.00 - 0.50
NBZ-00143	90201	Bi-212	0.983 J	0.132	0.0865	2.15	0.00 - 0.50
NBZ-00143	90201	Bi-214	1.08	0.0308	0.0505	1.59	0.00 - 0.50
NBZ-00143	90201	Cd-113m	6.73 U	145	47.7	3030	0.00 - 0.50
NBZ-00143	90201	Cm-243/244	0.003 U	0.0334	0.0088	0.0443	0.00 - 0.50
NBZ-00143	90201	Co-60	-0.0009 U	0.0177	0.0053	0.028	0.00 - 0.50
NBZ-00143	90201	Cs-134	0.0044 U	0.0158	0.0054	0.0864	0.00 - 0.50
NBZ-00143	90201	Cs-137	-0.0012 U	0.0185	0.0056	0.207	0.00 - 0.50
NBZ-00143	90201	Eu-152	-0.0315 U	0.052	0.0186	0.0566	0.00 - 0.50
NBZ-00143	90201	Eu-154	-0.0383 U	0.0935	0.0295	0.15	0.00 - 0.50
NBZ-00143	90201	Eu-155	0.0602 SJ	0.0795	0.0279	0.231	0.00 - 0.50
NBZ-00143	90201	Ho-166m	-0.0025 U	0.0276	0.0084	0.0432	0.00 - 0.50
NBZ-00143	90201	K-40	21.1	0.149	1.18	32.4	0.00 - 0.50
NBZ-00143	90201	Na-22	-0.0134 U	0.02	0.007	0.037	0.00 - 0.50
NBZ-00143	90201	Nb-94	-0.0001 U	0.016	0.0048	0.0214	0.00 - 0.50
NBZ-00143	90201	Np-236	-0.0153 U	0.0434	0.0139	0.047	0.00 - 0.50
NBZ-00143	90201	Np-239	-0.0205 U	0.147	0.045	0.139	0.00 - 0.50
NBZ-00143	90201	Pa-231	-0.377 U	0.891	0.291	0.936	0.00 - 0.50
NBZ-00143	90201	Pb-212	1.68	0.0368	0.0997	2.69	0.00 - 0.50
NBZ-00143	90201	Pb-214	1.23	0.0371	0.0586	1.7	0.00 - 0.50
NBZ-00143	90201	Pu-238	-0.002 U	0.0233	0.0047	0.0415	0.00 - 0.50
NBZ-00143	90201	Pu-239/240	0.0032 U	0.0252	0.0064	0.0404	0.00 - 0.50
NBZ-00143	90201	Sb-125	0.0224 U	0.0474	0.0146	0.354	0.00 - 0.50
NBZ-00143	90201	Sn-126	0.0009 U	0.0181	0.0054	0.0237	0.00 - 0.50
NBZ-00143	90201	Sr-90	-0.0025 U	0.098	0.0263	0.485	0.00 - 0.50
NBZ-00143	90201	Th-228	1.71 L	0.101	0.128	3.98	0.00 - 0.50
NBZ-00143	90201	Th-229	0.0634 L	0.0745	0.026	0.145	0.00 - 0.50
NBZ-00143	90201	Th-230	0.985 L	0.0743	0.0877	2.2	0.00 - 0.50
NBZ-00143	90201	Th-232	1.57 L	0.0142	0.117	3.1	0.00 - 0.50
NBZ-00143	90201	Th-234	1.95 J	0.356	0.21	3.19	0.00 - 0.50

Table A.2
Analytical Results Summary
Northern Buffer Zone, Round 1

Sample Location	Sample ID	Analyte Name	Activity	MDC	TPU	RTL	Sample Depth (feet bgs)
NBZ-00143	90201	Tl-208	0.479	0.0179	0.0275	0.937	0.00 - 0.50
NBZ-00143	90201	Tm-171	-2.51 U	17	5.68	72.4	0.00 - 0.50
NBZ-00143	90201	U-233/234	0.767	0.0865	0.0837	2.02	0.00 - 0.50
NBZ-00143	90201	U-235/236	0.076	0.0172	0.0225	0.151	0.00 - 0.50
NBZ-00143	90201	U-238	0.744	0.0326	0.0793	1.8	0.00 - 0.50
NBZ-00144	90202	Ac-227	-0.148 U	0.287	0.0934	0.217	0.00 - 0.50
NBZ-00144	90202	Am-241	-0.0042 U	0.0283	0.0056	0.0454	0.00 - 0.50
NBZ-00144	90202	Bi-212	0.838	0.23	0.12	2.15	0.00 - 0.50
NBZ-00144	90202	Bi-214	1.31	0.0518	0.0671	1.59	0.00 - 0.50
NBZ-00144	90202	Cd-113m	-35.9 U	196	59.1	3030	0.00 - 0.50
NBZ-00144	90202	Cm-243/244	-0.0057 U	0.0372	0.0083	0.0443	0.00 - 0.50
NBZ-00144	90202	Co-60	0.0047 U	0.0315	0.0091	0.028	0.00 - 0.50
NBZ-00144	90202	Cs-134	0.0057 U	0.0259	0.0086	0.0864	0.00 - 0.50
NBZ-00144	90202	Cs-137	0.0435	0.0293	0.0121	0.207	0.00 - 0.50
NBZ-00144	90202	Eu-152	-0.0715 U J	0.0718	0.029	0.0566	0.00 - 0.50
NBZ-00144	90202	Eu-154	-0.0292 U	0.168	0.0494	0.15	0.00 - 0.50
NBZ-00144	90202	Eu-155	0.0746 JSK	0.0953	0.0335	0.231	0.00 - 0.50
NBZ-00144	90202	Ho-166m	-0.0213 U	0.0467	0.0151	0.0432	0.00 - 0.50
NBZ-00144	90202	K-40	23.7	0.222	1.37	32.4	0.00 - 0.50
NBZ-00144	90202	Na-22	-0.0097 U	0.0384	0.0117	0.037	0.00 - 0.50
NBZ-00144	90202	Nb-94	0.005 U	0.0269	0.0079	0.0214	0.00 - 0.50
NBZ-00144	90202	Np-236	-0.0222 U	0.0504	0.0165	0.047	0.00 - 0.50
NBZ-00144	90202	Np-239	0.0247 U	0.191	0.0562	0.139	0.00 - 0.50
NBZ-00144	90202	Pa-231	0.391 U	1.23	0.385	0.936	0.00 - 0.50
NBZ-00144	90202	Pb-212	1.61	0.0482	0.0954	2.69	0.00 - 0.50
NBZ-00144	90202	Pb-214	1.39	0.0555	0.0689	1.7	0.00 - 0.50
NBZ-00144	90202	Pu-238	-0.006 U	0.0286	0.0059	0.0415	0.00 - 0.50
NBZ-00144	90202	Pu-239/240	0.0044	0.0059	0.0031	0.0404	0.00 - 0.50
NBZ-00144	90202	Sb-125	0.0154 U	0.0727	0.022	0.354	0.00 - 0.50
NBZ-00144	90202	Sn-126	0.0108 U	0.0307	0.0092	0.0237	0.00 - 0.50
NBZ-00144	90202	Sr-90	0.0976 U	0.248	0.0748	0.485	0.00 - 0.50
NBZ-00144	90202	Th-228	1.44 L	0.111	0.129	3.98	0.00 - 0.50
NBZ-00144	90202	Th-229	0.101 L	0.12	0.041	0.145	0.00 - 0.50

Table A.2
Analytical Results Summary
Northern Buffer Zone, Round 1

Sample Location	Sample ID	Analyte Name	Activity	MDC	TPU	RTL	Sample Depth (feet bgs)
NBZ-00144	90202	Th-230	1.1 L	0.13	0.11	2.2	0.00 - 0.50
NBZ-00144	90202	Th-232	1.23 L	0.0194	0.113	3.1	0.00 - 0.50
NBZ-00144	90202	Th-234	2.28 J	0.383	0.24	3.19	0.00 - 0.50
NBZ-00144	90202	Tl-208	0.538	0.0281	0.034	0.937	0.00 - 0.50
NBZ-00144	90202	Tm-171	2.22 U	17	5.68	72.4	0.00 - 0.50
NBZ-00144	90202	U-233/234	1.11	0.0942	0.111	2.02	0.00 - 0.50
NBZ-00144	90202	U-235/236	0.0689	0.0187	0.0223	0.151	0.00 - 0.50
NBZ-00144	90202	U-238	1.2	0.0651	0.115	1.8	0.00 - 0.50
NBZ-00145	90203	Ac-227	-0.102 U	0.251	0.0817	0.217	0.00 - 0.50
NBZ-00145	90203	Am-241	0.0096	0.0213	0.0067	0.0454	0.00 - 0.50
NBZ-00145	90203	Bi-212	1.38	0.216	0.136	2.15	0.00 - 0.50
NBZ-00145	90203	Bi-214	1.68 Y	0.0469	0.0807	1.59	0.00 - 0.50
NBZ-00145	90203	Cd-113m	82.1 U	171	54.7	3030	0.00 - 0.50
NBZ-00145	90203	Cm-243/244	-0.0033 U	0.0387	0.0091	0.0443	0.00 - 0.50
NBZ-00145	90203	Co-60	0.0133 U	0.0321	0.0093	0.028	0.00 - 0.50
NBZ-00145	90203R	Co-60	-0.00858 U J	0.0213	0.00668	0.028	0.00 - 0.50
NBZ-00145	90203	Cs-134	0.0005 U	0.0229	0.0079	0.0864	0.00 - 0.50
NBZ-00145	90203	Cs-137	0.113	0.0281	0.0139	0.207	0.00 - 0.50
NBZ-00145	90203	Eu-152	-0.0045 U	0.0644	0.0202	0.0566	0.00 - 0.50
NBZ-00145	90203	Eu-154	-0.137 U J	0.157	0.0592	0.15	0.00 - 0.50
NBZ-00145	90203	Eu-155	0.122 SK	0.0704	0.0316	0.231	0.00 - 0.50
NBZ-00145	90203	Ho-166m	0.0013 U	0.0434	0.0124	0.0432	0.00 - 0.50
NBZ-00145	90203	K-40	27.8	0.203	1.54	32.4	0.00 - 0.50
NBZ-00145	90203	Na-22	-0.0358 U J	0.0339	0.0135	0.037	0.00 - 0.50
NBZ-00145	90203	Nb-94	0.0047 U	0.0254	0.0073	0.0214	0.00 - 0.50
NBZ-00145	90203	Np-236	-0.0188 U	0.0389	0.0124	0.047	0.00 - 0.50
NBZ-00145	90203	Np-239	0.0093 U	0.162	0.0492	0.139	0.00 - 0.50
NBZ-00145	90203	Pa-231	0.145 U	1.08	0.348	0.936	0.00 - 0.50
NBZ-00145	90203	Pb-212	1.68	0.0436	0.0954	2.69	0.00 - 0.50
NBZ-00145	90203	Pb-214	1.76 Y	0.0477	0.0818	1.7	0.00 - 0.50
NBZ-00145	90203	Pu-238	-0.0005 U	0.0301	0.0063	0.0415	0.00 - 0.50
NBZ-00145	90203	Pu-239/240	0.0019 U	0.0262	0.0058	0.0404	0.00 - 0.50
NBZ-00145	90203	Sb-125	0.0153 U	0.0672	0.0198	0.354	0.00 - 0.50

Table A.2
Analytical Results Summary
Northern Buffer Zone, Round 1

Sample Location	Sample ID	Analyte Name	Activity	MDC	TPU	RTL	Sample Depth (feet bgs)
NBZ-00145	90203	Sn-126	-0.0078 U	0.0273	0.0082	0.0237	0.00 - 0.50
NBZ-00145	90203	Sr-90	0.331	0.213	0.0842	0.485	0.00 - 0.50
NBZ-00145	90203	Th-228	1.58 L	0.0724	0.121	3.98	0.00 - 0.50
NBZ-00145	90203	Th-229	-0.0054 UL	0.0855	0.0209	0.145	0.00 - 0.50
NBZ-00145	90203	Th-230	1.18 L	0.0758	0.099	2.2	0.00 - 0.50
NBZ-00145	90203	Th-232	1.27 L	0.0145	0.102	3.1	0.00 - 0.50
NBZ-00145	90203	Th-234	2.1 J	0.287	0.174	3.19	0.00 - 0.50
NBZ-00145	90203	Tl-208	0.585	0.0263	0.0355	0.937	0.00 - 0.50
NBZ-00145	90203	Tm-171	5.75 J	9.22	3.4	72.4	0.00 - 0.50
NBZ-00145	90203	U-233/234	0.989	0.117	0.116	2.02	0.00 - 0.50
NBZ-00145	90203	U-235/236	0.0515	0.0621	0.0252	0.151	0.00 - 0.50
NBZ-00145	90203	U-238	1.27	0.0503	0.135	1.8	0.00 - 0.50
NBZ-00146	90204	Ac-227	-0.0204 U	0.214	0.064	0.217	0.00 - 0.50
NBZ-00146	90204	Am-241	0 U	0.0353	0.0092	0.0454	0.00 - 0.50
NBZ-00146	90204	Bi-212	0.748	0.147	0.0883	2.15	0.00 - 0.50
NBZ-00146	90204	Bi-214	1	0.0316	0.0499	1.59	0.00 - 0.50
NBZ-00146	90204	Cd-113m	42.6 U	145	43.8	3030	0.00 - 0.50
NBZ-00146	90204	Cm-243/244	-0.0094 U	0.0341	0.0077	0.0443	0.00 - 0.50
NBZ-00146	90204	Co-60	-0.0035 U	0.0197	0.006	0.028	0.00 - 0.50
NBZ-00146	90204	Cs-134	0.0028 U	0.0161	0.0054	0.0864	0.00 - 0.50
NBZ-00146	90204	Cs-137	0.0542	0.0176	0.0124	0.207	0.00 - 0.50
NBZ-00146	90204	Eu-152	-0.0228 U	0.052	0.0175	0.0566	0.00 - 0.50
NBZ-00146	90204	Eu-154	-0.0129 U	0.11	0.0325	0.15	0.00 - 0.50
NBZ-00146	90204	Eu-155	0.0553 JSK	0.078	0.0269	0.231	0.00 - 0.50
NBZ-00146	90204	Ho-166m	0.0049 U	0.0298	0.0088	0.0432	0.00 - 0.50
NBZ-00146	90204	K-40	22.1	0.154	1.21	32.4	0.00 - 0.50
NBZ-00146	90204	Na-22	-0.002 U	0.0235	0.007	0.037	0.00 - 0.50
NBZ-00146	90204	Nb-94	0.005 U	0.017	0.0051	0.0214	0.00 - 0.50
NBZ-00146	90204	Np-236	-0.0144 U	0.0414	0.0133	0.047	0.00 - 0.50
NBZ-00146	90204	Np-239	0.0595 U	0.145	0.0445	0.139	0.00 - 0.50
NBZ-00146	90204	Pa-231	-0.3 U	0.88	0.285	0.936	0.00 - 0.50
NBZ-00146	90204	Pb-212	1.23	0.0361	0.0752	2.69	0.00 - 0.50
NBZ-00146	90204	Pb-214	1.08	0.0372	0.054	1.7	0.00 - 0.50

Table A.2
Analytical Results Summary
Northern Buffer Zone, Round 1

Sample Location	Sample ID	Analyte Name	Activity	MDC	TPU	RTL	Sample Depth (feet bgs)
NBZ-00146	90204	Pu-238	-0.0034 U	0.0204	0.0042	0.0415	0.00 - 0.50
NBZ-00146	90204	Pu-239/240	0.0051 U	0.0204	0.0056	0.0404	0.00 - 0.50
NBZ-00146	90204	Sb-125	0.0033 U	0.0485	0.0148	0.354	0.00 - 0.50
NBZ-00146	90204	Sn-126	0.0139 J	0.0186	0.0062	0.0237	0.00 - 0.50
NBZ-00146	90204	Sr-90	0.0101 U	0.193	0.0522	0.485	0.00 - 0.50
NBZ-00146	90204	Th-228	0.974	0.0224	0.103	3.98	0.00 - 0.50
NBZ-00146	90204	Th-229	0.0243 U	0.0751	0.0214	0.145	0.00 - 0.50
NBZ-00146	90204	Th-230	0.823	0.114	0.0963	2.2	0.00 - 0.50
NBZ-00146	90204	Th-232	1.05	0.0218	0.107	3.1	0.00 - 0.50
NBZ-00146	90204	Th-234	1.3 J	0.413	0.352	3.19	0.00 - 0.50
NBZ-00146	90204	Tl-208	0.354	0.0186	0.0226	0.937	0.00 - 0.50
NBZ-00146	90204	Tm-171	-19.5 U J	17.3	7.12	72.4	0.00 - 0.50
NBZ-00146	90204	U-233/234	0.702	0.0578	0.0876	2.02	0.00 - 0.50
NBZ-00146	90204	U-235/236	0.0453	0.0246	0.0205	0.151	0.00 - 0.50
NBZ-00146	90204	U-238	0.671	0.0578	0.0851	1.8	0.00 - 0.50
NBZ-00147	90205	Ac-227	-0.026 U	0.288	0.0856	0.217	0.00 - 0.50
NBZ-00147	90205	Am-241	0.0158	0.0295	0.0096	0.0454	0.00 - 0.50
NBZ-00147	90205	Bi-212	0.836	0.235	0.108	2.15	0.00 - 0.50
NBZ-00147	90205	Bi-214	1.31	0.0503	0.068	1.59	0.00 - 0.50
NBZ-00147	90205	Cd-113m	-85.8 U	191	63.1	3030	0.00 - 0.50
NBZ-00147	90205	Cm-243/244	0.0158	0.0295	0.0096	0.0443	0.00 - 0.50
NBZ-00147	90205	Co-60	-0.0107 U	0.03	0.0094	0.028	0.00 - 0.50
NBZ-00147	90205	Cs-134	0.0395 JSK	0.0289	0.0139	0.0864	0.00 - 0.50
NBZ-00147	90205	Cs-137	0.102	0.0323	0.0144	0.207	0.00 - 0.50
NBZ-00147	90205	Eu-152	-0.0135 U	0.0738	0.0244	0.0566	0.00 - 0.50
NBZ-00147	90205	Eu-154	0.0597 U	0.181	0.0525	0.15	0.00 - 0.50
NBZ-00147	90205R	Eu-154	-0.00834 U	0.109	0.033	0.15	0.00 - 0.50
NBZ-00147	90205	Eu-155	0.0108 U	0.0918	0.028	0.231	0.00 - 0.50
NBZ-00147	90205	Ho-166m	-0.0083 U	0.046	0.0139	0.0432	0.00 - 0.50
NBZ-00147	90205	K-40	24.6	0.252	1.42	32.4	0.00 - 0.50
NBZ-00147	90205	Na-22	-0.0107 U	0.0353	0.0109	0.037	0.00 - 0.50
NBZ-00147	90205	Nb-94	-0.0062 U	0.0259	0.0079	0.0214	0.00 - 0.50
NBZ-00147	90205	Np-236	-0.0094 U	0.0499	0.0155	0.047	0.00 - 0.50

Table A.2
Analytical Results Summary
Northern Buffer Zone, Round 1

Sample Location	Sample ID	Analyte Name	Activity	MDC	TPU	RTL	Sample Depth (feet bgs)
NBZ-00147	90205	Np-239	0.0368 U	0.193	0.0571	0.139	0.00 - 0.50
NBZ-00147	90205	Pa-231	0.0748 U	1.21	0.37	0.936	0.00 - 0.50
NBZ-00147	90205	Pb-212	1.36	0.0467	0.0816	2.69	0.00 - 0.50
NBZ-00147	90205	Pb-214	1.51	0.055	0.0722	1.7	0.00 - 0.50
NBZ-00147	90205	Pu-238	-0.0005 U	0.0274	0.0057	0.0415	0.00 - 0.50
NBZ-00147	90205	Pu-239/240	-0.0027 U	0.0303	0.0061	0.0404	0.00 - 0.50
NBZ-00147	90205	Sb-125	0.0275 U	0.0718	0.0222	0.354	0.00 - 0.50
NBZ-00147	90205	Sn-126	-0.0188 U	0.029	0.01	0.0237	0.00 - 0.50
NBZ-00147	90205	Sr-90	0.103 U	0.188	0.0587	0.485	0.00 - 0.50
NBZ-00147	90205	Th-228	1.13	0.0997	0.108	3.98	0.00 - 0.50
NBZ-00147	90205	Th-229	0.0416	0.0909	0.0278	0.145	0.00 - 0.50
NBZ-00147	90205	Th-230	1.24	0.0509	0.111	2.2	0.00 - 0.50
NBZ-00147	90205	Th-232	0.972	0.0507	0.0951	3.1	0.00 - 0.50
NBZ-00147	90205	Th-234	1.7	0.386	0.195	3.19	0.00 - 0.50
NBZ-00147	90205	Tl-208	0.451	0.0271	0.0314	0.937	0.00 - 0.50
NBZ-00147	90205	Tm-171	2.25 U	16.4	5.49	72.4	0.00 - 0.50
NBZ-00147	90205	U-233/234	0.895	0.0673	0.0851	2.02	0.00 - 0.50
NBZ-00147	90205	U-235/236	0.0799	0.0538	0.024	0.151	0.00 - 0.50
NBZ-00147	90205	U-238	1.05	0.0297	0.0944	1.8	0.00 - 0.50
NBZ-00148	90206	Ac-227	-0.0437 U	0.318	0.095	0.217	0.00 - 0.50
NBZ-00148	90206	Am-241	-0.0089 U	0.0313	0.0054	0.0454	0.00 - 0.50
NBZ-00148	90206	Bi-212	1.02 J	0.366	0.272	2.15	0.00 - 0.50
NBZ-00148	90206	Bi-214	1.55	0.0574	0.0783	1.59	0.00 - 0.50
NBZ-00148	90206	Cd-113m	-101 U	201	65.3	3030	0.00 - 0.50
NBZ-00148	90206	Cm-243/244	-0.0013 U	0.0368	0.0088	0.0443	0.00 - 0.50
NBZ-00148	90206	Co-60	0.0166 U	0.0351	0.0105	0.028	0.00 - 0.50
NBZ-00148	90206R	Co-60	0.018 J	0.0278	0.00872	0.028	0.00 - 0.50
NBZ-00148	90206	Cs-134	-0.0013 U	0.0279	0.0095	0.0864	0.00 - 0.50
NBZ-00148	90206	Cs-137	0.0756	0.0307	0.024	0.207	0.00 - 0.50
NBZ-00148	90206	Eu-152	0.0339 U	0.0832	0.0309	0.0566	0.00 - 0.50
NBZ-00148	90206	Eu-154	-0.113 U	0.18	0.0607	0.15	0.00 - 0.50
NBZ-00148	90206	Eu-155	0.078 JSK	0.1	0.0351	0.231	0.00 - 0.50
NBZ-00148	90206	Ho-166m	0.0263 JSK	0.0527	0.0163	0.0432	0.00 - 0.50

Table A.2
Analytical Results Summary
Northern Buffer Zone, Round 1

Sample Location	Sample ID	Analyte Name	Activity	MDC	TPU	RTL	Sample Depth (feet bgs)
NBZ-00148	90206	K-40	24.5	0.263	1.42	32.4	0.00 - 0.50
NBZ-00148	90206	Na-22	-0.0256 U	0.0381	0.0133	0.037	0.00 - 0.50
NBZ-00148	90206	Nb-94	-0.0003 U	0.0284	0.0084	0.0214	0.00 - 0.50
NBZ-00148	90206	Np-236	0.0143 U	0.0553	0.0171	0.047	0.00 - 0.50
NBZ-00148	90206	Np-239	0.135 J	0.212	0.0688	0.139	0.00 - 0.50
NBZ-00148	90206	Pa-231	-0.393 U	1.32	0.421	0.936	0.00 - 0.50
NBZ-00148	90206	Pb-212	1.85	0.0522	0.109	2.69	0.00 - 0.50
NBZ-00148	90206	Pb-214	1.75 Y	0.0558	0.085	1.7	0.00 - 0.50
NBZ-00148	90206	Pu-238	0.0012 U	0.0166	0.0037	0.0415	0.00 - 0.50
NBZ-00148	90206	Pu-239/240	0.0027 U	0.0134	0.0034	0.0404	0.00 - 0.50
NBZ-00148	90206	Sb-125	0.0432 JSK	0.0817	0.0261	0.354	0.00 - 0.50
NBZ-00148	90206	Sn-126	-0.0108 U	0.0315	0.0099	0.0237	0.00 - 0.50
NBZ-00148	90206	Sr-90	-0.0197 U	0.187	0.0497	0.485	0.00 - 0.50
NBZ-00148	90206	Th-228	1.6 L	0.0978	0.121	3.98	0.00 - 0.50
NBZ-00148	90206	Th-229	0.0558 L	0.0373	0.0185	0.145	0.00 - 0.50
NBZ-00148	90206	Th-230	1.53 L	0.0714	0.115	2.2	0.00 - 0.50
NBZ-00148	90206	Th-232	1.46 L	0.0469	0.11	3.1	0.00 - 0.50
NBZ-00148	90206	Th-234	2.1 J	0.418	0.226	3.19	0.00 - 0.50
NBZ-00148	90206	Tl-208	0.608	0.0293	0.0385	0.937	0.00 - 0.50
NBZ-00148	90206	Tm-171	-7.52 U	17.8	6.3	72.4	0.00 - 0.50
NBZ-00148	90206	U-233/234	1.46	0.072	0.136	2.02	0.00 - 0.50
NBZ-00148	90206	U-235/236	0.0882	0.0458	0.0271	0.151	0.00 - 0.50
NBZ-00148	90206	U-238	1.36	0.0157	0.128	1.8	0.00 - 0.50
NBZ-00149	90207	Ac-227	0.0402 U	0.215	0.0646	0.217	0.00 - 0.50
NBZ-00149	90207	Am-241	0.0053 U	0.0163	0.0047	0.0454	0.00 - 0.50
NBZ-00149	90207	Bi-212	1.04	0.136	0.0868	2.15	0.00 - 0.50
NBZ-00149	90207	Bi-214	1.09	0.0321	0.052	1.59	0.00 - 0.50
NBZ-00149	90207	Cd-113m	-28.1 U	138	43.6	3030	0.00 - 0.50
NBZ-00149	90207	Cm-243/244	-0.0037 U	0.0271	0.0059	0.0443	0.00 - 0.50
NBZ-00149	90207	Co-60	0.0032 U	0.0197	0.0057	0.028	0.00 - 0.50
NBZ-00149	90207	Cs-134	-0.0027 U	0.0155	0.0053	0.0864	0.00 - 0.50
NBZ-00149	90207	Cs-137	0.0353	0.0185	0.0075	0.207	0.00 - 0.50
NBZ-00149	90207	Eu-152	-0.019 U	0.0508	0.0198	0.0566	0.00 - 0.50

Table A.2
Analytical Results Summary
Northern Buffer Zone, Round 1

Sample Location	Sample ID	Analyte Name	Activity	MDC	TPU	RTL	Sample Depth (feet bgs)
NBZ-00149	90207	Eu-154	0.0002 U	0.108	0.0323	0.15	0.00 - 0.50
NBZ-00149	90207	Eu-155	0.058 SK	0.0744	0.0263	0.231	0.00 - 0.50
NBZ-00149	90207	Ho-166m	0.0016 U	0.0283	0.0083	0.0432	0.00 - 0.50
NBZ-00149	90207	K-40	25.7	0.126	1.47	32.4	0.00 - 0.50
NBZ-00149	90207	Na-22	0.0055 U	0.0228	0.0066	0.037	0.00 - 0.50
NBZ-00149	90207	Nb-94	0.0102 JSK	0.0175	0.0055	0.0214	0.00 - 0.50
NBZ-00149	90207	Np-236	-0.0136 U	0.0406	0.0124	0.047	0.00 - 0.50
NBZ-00149	90207	Np-239	0.0205 U	0.143	0.0426	0.139	0.00 - 0.50
NBZ-00149	90207	Pa-231	-0.385 U	0.861	0.287	0.936	0.00 - 0.50
NBZ-00149	90207	Pb-212	1.62	0.0355	0.103	2.69	0.00 - 0.50
NBZ-00149	90207	Pb-214	1.21	0.0369	0.06	1.7	0.00 - 0.50
NBZ-00149	90207	Pu-238	0.0084 U	0.0404	0.0111	0.0415	0.00 - 0.50
NBZ-00149	90207	Pu-239/240	0.0139	0.0273	0.0087	0.0404	0.00 - 0.50
NBZ-00149	90207	Sb-125	0.0151 U	0.0474	0.0146	0.354	0.00 - 0.50
NBZ-00149	90207	Sn-126	-0.0008 U	0.0187	0.0055	0.0237	0.00 - 0.50
NBZ-00149	90207	Sr-90	-0.0119 U	0.142	0.0368	0.485	0.00 - 0.50
NBZ-00149	90207	Th-228	1.35 L	0.121	0.126	3.98	0.00 - 0.50
NBZ-00149	90207	Th-229	0 UL	0.0974	0.0235	0.145	0.00 - 0.50
NBZ-00149	90207	Th-230	1.03 L	0.118	0.106	2.2	0.00 - 0.50
NBZ-00149	90207	Th-232	1.19 L	0.0544	0.112	3.1	0.00 - 0.50
NBZ-00149	90207	Th-234	1.86	0.305	0.178	3.19	0.00 - 0.50
NBZ-00149	90207	Tl-208	0.516	0.0169	0.0302	0.937	0.00 - 0.50
NBZ-00149	90207	Tm-171	5.78 U	13.3	4.76	72.4	0.00 - 0.50
NBZ-00149	90207	U-233/234	0.804	0.152	0.115	2.02	0.00 - 0.50
NBZ-00149	90207	U-235/236	0.052	0.127	0.0382	0.151	0.00 - 0.50
NBZ-00149	90207	U-238	0.911	0.065	0.119	1.8	0.00 - 0.50
NBZ-00150	90208	Ac-227	-0.0645 U	0.183	0.0578	0.217	0.00 - 0.50
NBZ-00150	90208	Am-241	0.0147	0.024	0.008	0.0454	0.00 - 0.50
NBZ-00150	90208	Bi-212	0.841	0.117	0.0751	2.15	0.00 - 0.50
NBZ-00150	90208	Bi-214	0.996	0.0281	0.0467	1.59	0.00 - 0.50
NBZ-00150	90208	Cd-113m	24.6 U	125	38.9	3030	0.00 - 0.50
NBZ-00150	90208	Cm-243/244	0.0039 U	0.0382	0.0101	0.0443	0.00 - 0.50
NBZ-00150	90208	Co-60	0.0038 U	0.0168	0.0048	0.028	0.00 - 0.50

Table A.2
Analytical Results Summary
Northern Buffer Zone, Round 1

Sample Location	Sample ID	Analyte Name	Activity	MDC	TPU	RTL	Sample Depth (feet bgs)
NBZ-00150	90208	Cs-134	0.0073 JSK	0.0141	0.0049	0.0864	0.00 - 0.50
NBZ-00150	90208	Cs-137	0.185	0.0154	0.0139	0.207	0.00 - 0.50
NBZ-00150	90208	Eu-152	-0.0055 U	0.0457	0.016	0.0566	0.00 - 0.50
NBZ-00150	90208	Eu-154	-0.0884 U J	0.0894	0.0354	0.15	0.00 - 0.50
NBZ-00150	90208	Eu-155	0.0725 SK	0.0643	0.0255	0.231	0.00 - 0.50
NBZ-00150	90208	Ho-166m	-0.0043 U	0.0255	0.0076	0.0432	0.00 - 0.50
NBZ-00150	90208	K-40	22.6	0.128	1.29	32.4	0.00 - 0.50
NBZ-00150	90208	Na-22	-0.0121 U	0.0187	0.0063	0.037	0.00 - 0.50
NBZ-00150	90208	Nb-94	-0.0017 U	0.0144	0.0043	0.0214	0.00 - 0.50
NBZ-00150	90208	Np-236	-0.0056 U	0.0351	0.0108	0.047	0.00 - 0.50
NBZ-00150	90208	Np-239	0.017 U	0.125	0.0375	0.139	0.00 - 0.50
NBZ-00150	90208	Pa-231	0.492 J	0.788	0.267	0.936	0.00 - 0.50
NBZ-00150	90208	Pb-212	1.31	0.0311	0.0827	2.69	0.00 - 0.50
NBZ-00150	90208	Pb-214	1.14	0.0311	0.0561	1.7	0.00 - 0.50
NBZ-00150	90208	Pu-238	-0.0024 U	0.0287	0.0064	0.0415	0.00 - 0.50
NBZ-00150	90208	Pu-239/240	0.0129	0.0183	0.0066	0.0404	0.00 - 0.50
NBZ-00150	90208	Sb-125	-0.0115 U	0.0419	0.0133	0.354	0.00 - 0.50
NBZ-00150	90208	Sn-126	-0.0039 U	0.0156	0.0048	0.0237	0.00 - 0.50
NBZ-00150	90208	Sr-90	0.0013 U	0.22	0.0613	0.485	0.00 - 0.50
NBZ-00150	90208	Th-228	1.06 L	0.0915	0.119	3.98	0.00 - 0.50
NBZ-00150	90208	Th-229	0.0097 U L	0.176	0.0464	0.145	0.00 - 0.50
NBZ-00150	90208	Th-230	0.927 L	0.0262	0.107	2.2	0.00 - 0.50
NBZ-00150	90208	Th-232	1.17 L	0.0894	0.125	3.1	0.00 - 0.50
NBZ-00150	90208	Th-234	1.57	0.28	0.153	3.19	0.00 - 0.50
NBZ-00150	90208	Tl-208	0.402	0.0153	0.0235	0.937	0.00 - 0.50
NBZ-00150	90208	Tm-171	-5.79 U	11.4	4.29	72.4	0.00 - 0.50
NBZ-00150	90208	U-233/234	0.994	0.0919	0.103	2.02	0.00 - 0.50
NBZ-00150	90208	U-235/236	0.0385	0.0546	0.0198	0.151	0.00 - 0.50
NBZ-00150	90208	U-238	0.922	0.0654	0.096	1.8	0.00 - 0.50
NBZ-00151	90209	Ac-227	-0.0058 U	0.226	0.079	0.217	0.00 - 0.50
NBZ-00151	90209	Am-241	0.0085 U	0.0493	0.0132	0.0454	0.00 - 0.50
NBZ-00151	90209	Bi-212	1.03	0.14	0.0882	2.15	0.00 - 0.50
NBZ-00151	90209	Bi-214	1.44	0.0341	0.0668	1.59	0.00 - 0.50

Table A.2
Analytical Results Summary
Northern Buffer Zone, Round 1

Sample Location	Sample ID	Analyte Name	Activity	MDC	TPU	RTL	Sample Depth (feet bgs)
NBZ-00151	90209	Cd-113m	80.9 J	153	65.2	3030	0.00 - 0.50
NBZ-00151	90209	Cm-243/244	0.0089 U	0.0582	0.0157	0.0443	0.00 - 0.50
NBZ-00151	90209	Co-60	0.0048 U	0.0192	0.0057	0.028	0.00 - 0.50
NBZ-00151	90209	Cs-134	0.0059 U	0.0165	0.0057	0.0864	0.00 - 0.50
NBZ-00151	90209	Cs-137	0.0445	0.018	0.0075	0.207	0.00 - 0.50
NBZ-00151	90209	Eu-152	-0.0181 U	0.056	0.0221	0.0566	0.00 - 0.50
NBZ-00151	90209	Eu-154	-0.0413 U	0.105	0.0329	0.15	0.00 - 0.50
NBZ-00151	90209	Eu-155	0.0102 U	0.0833	0.0247	0.231	0.00 - 0.50
NBZ-00151	90209	Ho-166m	-0.0117 U	0.0278	0.009	0.0432	0.00 - 0.50
NBZ-00151	90209	K-40	24.3	0.168	1.36	32.4	0.00 - 0.50
NBZ-00151	90209	Na-22	-0.0085 U	0.0208	0.0067	0.037	0.00 - 0.50
NBZ-00151	90209	Nb-94	0.0038 U	0.0171	0.0052	0.0214	0.00 - 0.50
NBZ-00151	90209	Np-236	-0.0074 U	0.0451	0.0135	0.047	0.00 - 0.50
NBZ-00151	90209	Np-239	-0.0094 U	0.154	0.047	0.139	0.00 - 0.50
NBZ-00151	90209	Pa-231	-0.432 U	0.941	0.32	0.936	0.00 - 0.50
NBZ-00151	90209	Pb-212	1.64	0.0383	0.0977	2.69	0.00 - 0.50
NBZ-00151	90209	Pb-214	1.65	0.0401	0.0762	1.7	0.00 - 0.50
NBZ-00151	90209	Pu-238	-0.0105 U	0.0396	0.0083	0.0415	0.00 - 0.50
NBZ-00151	90209	Pu-239/240	0.0083 U	0.0268	0.0076	0.0404	0.00 - 0.50
NBZ-00151	90209	Sb-125	-0.0119 U	0.0486	0.0147	0.354	0.00 - 0.50
NBZ-00151	90209	Sn-126	-0.0038 U	0.0184	0.0057	0.0237	0.00 - 0.50
NBZ-00151	90209	Sr-90	0.0052 U	0.161	0.0425	0.485	0.00 - 0.50
NBZ-00151	90209	Th-228	1.67 L	0.0797	0.139	3.98	0.00 - 0.50
NBZ-00151	90209	Th-229	0.0072 UL	0.115	0.0299	0.145	0.00 - 0.50
NBZ-00151	90209	Th-230	1.93 L	0.102	0.153	2.2	0.00 - 0.50
NBZ-00151	90209	Th-232	1.63 L	0.0669	0.135	3.1	0.00 - 0.50
NBZ-00151	90209	Th-234	1.94 J	0.378	0.208	3.19	0.00 - 0.50
NBZ-00151	90209	Tl-208	0.504	0.018	0.0293	0.937	0.00 - 0.50
NBZ-00151	90209	Tm-171	-4.23 U	17.7	5.99	72.4	0.00 - 0.50
NBZ-00151	90209	U-233/234	1.4	0.0726	0.123	2.02	0.00 - 0.50
NBZ-00151	90209	U-235/236	0.0933	0.0445	0.0253	0.151	0.00 - 0.50
NBZ-00151	90209	U-238	1.53	0.0413	0.131	1.8	0.00 - 0.50
NBZ-00152	90210	Ac-227	-0.221 U J	0.248	0.0923	0.217	0.00 - 0.50

Table A.2
Analytical Results Summary
Northern Buffer Zone, Round 1

Sample Location	Sample ID	Analyte Name	Activity	MDC	TPU	RTL	Sample Depth (feet bgs)
NBZ-00152	90210	Am-241	0.0065 U	0.0209	0.0059	0.0454	0.00 - 0.50
NBZ-00152	90210	Bi-212	0.831	0.163	0.104	2.15	0.00 - 0.50
NBZ-00152	90210	Bi-214	1.58	0.0369	0.0747	1.59	0.00 - 0.50
NBZ-00152	90210	Cd-113m	-39.4 U	169	51.6	3030	0.00 - 0.50
NBZ-00152	90210	Cm-243/244	-0.0002 U	0.0343	0.0087	0.0443	0.00 - 0.50
NBZ-00152	90210	Co-60	0.0128 J	0.0236	0.0073	0.028	0.00 - 0.50
NBZ-00152	90210	Cs-134	0.047 JSK	0.0223	0.0137	0.0864	0.00 - 0.50
NBZ-00152	90210	Cs-137	0.152	0.0211	0.0132	0.207	0.00 - 0.50
NBZ-00152	90210	Eu-152	-0.014 U	0.0612	0.0205	0.0566	0.00 - 0.50
NBZ-00152	90210	Eu-154	-0.0289 U	0.125	0.0374	0.15	0.00 - 0.50
NBZ-00152	90210	Eu-155	0.0404 U	0.0897	0.0288	0.231	0.00 - 0.50
NBZ-00152	90210	Ho-166m	-0.0203 U	0.0322	0.0111	0.0432	0.00 - 0.50
NBZ-00152	90210	K-40	21.7	0.172	1.19	32.4	0.00 - 0.50
NBZ-00152	90210	Na-22	0.0019 U	0.0268	0.0079	0.037	0.00 - 0.50
NBZ-00152	90210	Nb-94	0.0055 U	0.0199	0.006	0.0214	0.00 - 0.50
NBZ-00152	90210	Np-236	-0.018 U	0.048	0.0155	0.047	0.00 - 0.50
NBZ-00152	90210	Np-239	-0.0721 U	0.164	0.0521	0.139	0.00 - 0.50
NBZ-00152	90210	Pa-231	0.0776 U	1.05	0.337	0.936	0.00 - 0.50
NBZ-00152	90210	Pb-212	1.43	0.042	0.0874	2.69	0.00 - 0.50
NBZ-00152	90210	Pb-214	1.79 Y	0.0443	0.0842	1.7	0.00 - 0.50
NBZ-00152	90210	Pu-238	-0.0011 U	0.019	0.0034	0.0415	0.00 - 0.50
NBZ-00152	90210	Pu-239/240	0.0034 U	0.0262	0.0066	0.0404	0.00 - 0.50
NBZ-00152	90210	Sb-125	-0.0083 U	0.057	0.0176	0.354	0.00 - 0.50
NBZ-00152	90210	Sn-126	-0.0053 U	0.0215	0.0066	0.0237	0.00 - 0.50
NBZ-00152	90210	Sr-90	0.158	0.207	0.0677	0.485	0.00 - 0.50
NBZ-00152	90210	Th-228	1.36 L	0.0782	0.122	3.98	0.00 - 0.50
NBZ-00152	90210	Th-229	0.0497 L	0.0659	0.0237	0.145	0.00 - 0.50
NBZ-00152	90210	Th-230	1.54 L	0.118	0.134	2.2	0.00 - 0.50
NBZ-00152	90210	Th-232	1.23 L	0.052	0.112	3.1	0.00 - 0.50
NBZ-00152	90210	Th-234	2.02 J	0.399	0.214	3.19	0.00 - 0.50
NBZ-00152	90210	Tl-208	0.44	0.0204	0.0281	0.937	0.00 - 0.50
NBZ-00152	90210	Tm-171	-13.9 U	20.6	7.82	72.4	0.00 - 0.50
NBZ-00152	90210	U-233/234	1.4	0.0873	0.147	2.02	0.00 - 0.50

Table A.2
Analytical Results Summary
Northern Buffer Zone, Round 1

Sample Location	Sample ID	Analyte Name	Activity	MDC	TPU	RTL	Sample Depth (feet bgs)
NBZ-00152	90210	U-235/236	0.0919	0.0631	0.0328	0.151	0.00 - 0.50
NBZ-00152	90210	U-238	1.42	0.051	0.147	1.8	0.00 - 0.50
NBZ-00154	90212	Ac-227	0.0163 U	0.18	0.0532	0.217	0.00 - 0.50
NBZ-00154	90212	Am-241	0.01	0.0173	0.0058	0.0454	0.00 - 0.50
NBZ-00154	90212	Bi-212	0.716	0.115	0.068	2.15	0.00 - 0.50
NBZ-00154	90212	Bi-214	0.779	0.0285	0.0378	1.59	0.00 - 0.50
NBZ-00154	90212	Cd-113m	-25.3 U	119	35.8	3030	0.00 - 0.50
NBZ-00154	90212	Cm-243/244	-0.0198 U	0.0461	0.0103	0.0443	0.00 - 0.50
NBZ-00154	90212	Co-60	0.0047 U	0.0159	0.0046	0.028	0.00 - 0.50
NBZ-00154	90212	Cs-134	0.0072 JSK	0.0137	0.0047	0.0864	0.00 - 0.50
NBZ-00154	90212	Cs-137	0.207 Y	0.0148	0.0134	0.207	0.00 - 0.50
NBZ-00154	90212	Eu-152	-0.0018 U	0.0436	0.0141	0.0566	0.00 - 0.50
NBZ-00154	90212	Eu-154	-0.0332 U	0.0833	0.0269	0.15	0.00 - 0.50
NBZ-00154	90212	Eu-155	0.0782 SK	0.0631	0.026	0.231	0.00 - 0.50
NBZ-00154	90212	Ho-166m	-0.0023 U	0.0227	0.0067	0.0432	0.00 - 0.50
NBZ-00154	90212	K-40	19.2	0.106	1.12	32.4	0.00 - 0.50
NBZ-00154	90212	Na-22	-0.0066 U	0.0184	0.0057	0.037	0.00 - 0.50
NBZ-00154	90212	Nb-94	0.0014 U	0.0132	0.0039	0.0214	0.00 - 0.50
NBZ-00154	90212	Np-236	0.0244 JSK	0.0349	0.012	0.047	0.00 - 0.50
NBZ-00154	90212	Np-239	0.0211 U	0.121	0.0357	0.139	0.00 - 0.50
NBZ-00154	90212	Pa-231	-0.164 U	0.732	0.222	0.936	0.00 - 0.50
NBZ-00154	90212	Pb-212	1.15	0.0302	0.0766	2.69	0.00 - 0.50
NBZ-00154	90212	Pb-214	0.894	0.0312	0.0455	1.7	0.00 - 0.50
NBZ-00154	90212	Pu-238	-0.0003 U	0.0189	0.0039	0.0415	0.00 - 0.50
NBZ-00154	90212	Pu-239/240	-0.0033 U	0.0227	0.0045	0.0404	0.00 - 0.50
NBZ-00154	90212	Sb-125	-0.0167 U	0.0381	0.0124	0.354	0.00 - 0.50
NBZ-00154	90212	Sn-126	-0.0001 U	0.0147	0.0043	0.0237	0.00 - 0.50
NBZ-00154	90212	Sr-90	0.0218 U	0.185	0.0523	0.485	0.00 - 0.50
NBZ-00154	90212	Th-228	0.362 L	0.0751	0.0559	3.98	0.00 - 0.50
NBZ-00154	90212	Th-229	0.0204 UL	0.119	0.0326	0.145	0.00 - 0.50
NBZ-00154	90212	Th-230	0.367 L	0.0631	0.0548	2.2	0.00 - 0.50
NBZ-00154	90212	Th-232	0.42 L	0.0498	0.0579	3.1	0.00 - 0.50
NBZ-00154	90212	Th-234	1.39 J	0.283	0.172	3.19	0.00 - 0.50

Table A.2
Analytical Results Summary
Northern Buffer Zone, Round 1

Sample Location	Sample ID	Analyte Name	Activity	MDC	TPU	RTL	Sample Depth (feet bgs)
NBZ-00154	90212	Tl-208	0.351	0.0141	0.0207	0.937	0.00 - 0.50
NBZ-00154	90212	Tm-171	-8.92 U	14	5.26	72.4	0.00 - 0.50
NBZ-00154	90212	U-233/234	0.276	0.0505	0.0448	2.02	0.00 - 0.50
NBZ-00154	90212	U-235/236	0.0276	0.0187	0.0139	0.151	0.00 - 0.50
NBZ-00154	90212	U-238	0.24	0.0151	0.04	1.8	0.00 - 0.50
NBZ-00155	90213	Ac-227	-0.0434 U	0.171	0.0513	0.217	0.00 - 0.50
NBZ-00155	90213	Am-241	-0.0011 U	0.0394	0.009	0.0454	0.00 - 0.50
NBZ-00155	90213	Bi-212	0.857	0.111	0.0664	2.15	0.00 - 0.50
NBZ-00155	90213	Bi-214	1.09	0.026	0.0492	1.59	0.00 - 0.50
NBZ-00155	90213	Cd-113m	45.9 U	112	35.1	3030	0.00 - 0.50
NBZ-00155	90213	Cm-243/244	-0.0065 U	0.0502	0.0116	0.0443	0.00 - 0.50
NBZ-00155	90213	Co-60	0.0029 U	0.0152	0.0045	0.028	0.00 - 0.50
NBZ-00155	90213	Cs-134	0.0059 U	0.0125	0.0044	0.0864	0.00 - 0.50
NBZ-00155	90213	Cs-137	0.0408	0.0144	0.0062	0.207	0.00 - 0.50
NBZ-00155	90213	Eu-152	-0.0214 U	0.0395	0.0133	0.0566	0.00 - 0.50
NBZ-00155	90213	Eu-154	-0.0718 U J	0.0812	0.0305	0.15	0.00 - 0.50
NBZ-00155	90213	Eu-155	0.0922 SK	0.0581	0.0252	0.231	0.00 - 0.50
NBZ-00155	90213	Ho-166m	-0.0056 U	0.0223	0.0067	0.0432	0.00 - 0.50
NBZ-00155	90213	K-40	21.6	0.101	1.21	32.4	0.00 - 0.50
NBZ-00155	90213	Na-22	-0.0041 U	0.0173	0.0053	0.037	0.00 - 0.50
NBZ-00155	90213	Nb-94	0.0026 U	0.013	0.0038	0.0214	0.00 - 0.50
NBZ-00155	90213	Np-236	-0.0133 U	0.0324	0.0104	0.047	0.00 - 0.50
NBZ-00155	90213	Np-239	-0.0008 U J	0.113	0.033	0.139	0.00 - 0.50
NBZ-00155	90213	Pa-231	-0.324 U	0.677	0.215	0.936	0.00 - 0.50
NBZ-00155	90213	Pb-212	1.31	0.0285	0.0771	2.69	0.00 - 0.50
NBZ-00155	90213	Pb-214	1.21	0.0294	0.0562	1.7	0.00 - 0.50
NBZ-00155	90213	Pu-238	0.0041 U	0.0208	0.0053	0.0415	0.00 - 0.50
NBZ-00155	90213	Pu-239/240	-0.0012 U	0.0208	0.0038	0.0404	0.00 - 0.50
NBZ-00155	90213	Sb-125	0.0004 U	0.0375	0.0112	0.354	0.00 - 0.50
NBZ-00155	90213	Sn-126	-0.0018 U	0.0147	0.0043	0.0237	0.00 - 0.50
NBZ-00155	90213	Sr-90	0.0547 U	0.13	0.0392	0.485	0.00 - 0.50
NBZ-00155	90213	Th-228	0.993 L	0.0801	0.119	3.98	0.00 - 0.50
NBZ-00155	90213	Th-229	0 UL	0.128	0.0301	0.145	0.00 - 0.50

Table A.2
Analytical Results Summary
Northern Buffer Zone, Round 1

Sample Location	Sample ID	Analyte Name	Activity	MDC	TPU	RTL	Sample Depth (feet bgs)
NBZ-00155	90213	Th-230	0.774 L	0.0985	0.103	2.2	0.00 - 0.50
NBZ-00155	90213	Th-232	0.803 L	0.0286	0.103	3.1	0.00 - 0.50
NBZ-00155	90213	Th-234	1.57	0.258	0.147	3.19	0.00 - 0.50
NBZ-00155	90213	Tl-208	0.427	0.0138	0.0238	0.937	0.00 - 0.50
NBZ-00155	90213	Tm-171	1.62 U	10.7	3.58	72.4	0.00 - 0.50
NBZ-00155	90213	U-233/234	0.758	0.0956	0.093	2.02	0.00 - 0.50
NBZ-00155	90213	U-235/236	0.112	0.0234	0.0321	0.151	0.00 - 0.50
NBZ-00155	90213	U-238	0.867	0.0445	0.0989	1.8	0.00 - 0.50
NBZ-00156	90214	Ac-227	-0.146 U	0.27	0.0916	0.217	0.00 - 0.50
NBZ-00156	90214	Am-241	0.0203	0.0425	0.0131	0.0454	0.00 - 0.50
NBZ-00156	90214	Bi-212	1.03	0.182	0.0962	2.15	0.00 - 0.50
NBZ-00156	90214	Bi-214	1.41	0.042	0.0669	1.59	0.00 - 0.50
NBZ-00156	90214	Cd-113m	-165 U J	176	70.5	3030	0.00 - 0.50
NBZ-00156	90214	Cm-243/244	0.0147 U	0.0447	0.0129	0.0443	0.00 - 0.50
NBZ-00156	90214	Co-60	0.0023 U	0.025	0.0073	0.028	0.00 - 0.50
NBZ-00156	90214	Cs-134	0.0058 U	0.021	0.0071	0.0864	0.00 - 0.50
NBZ-00156	90214	Cs-137	0.13	0.0226	0.0113	0.207	0.00 - 0.50
NBZ-00156	90214	Eu-152	-0.023 U	0.0656	0.0223	0.0566	0.00 - 0.50
NBZ-00156	90214	Eu-154	0.042 U	0.14	0.0421	0.15	0.00 - 0.50
NBZ-00156	90214	Eu-155	0.0855 JSK	0.101	0.0358	0.231	0.00 - 0.50
NBZ-00156	90214	Ho-166m	-0.0166 U	0.0355	0.0114	0.0432	0.00 - 0.50
NBZ-00156	90214	K-40	26.6	0.215	1.66	32.4	0.00 - 0.50
NBZ-00156	90214	Na-22	0.0004 U	0.0287	0.0084	0.037	0.00 - 0.50
NBZ-00156	90214	Nb-94	0.0175 JSK	0.022	0.0074	0.0214	0.00 - 0.50
NBZ-00156	90214	Np-236	-0.009 U	0.0525	0.0158	0.047	0.00 - 0.50
NBZ-00156	90214	Np-239	-0.0592 U	0.179	0.0572	0.139	0.00 - 0.50
NBZ-00156	90214	Pa-231	-0.0224 U	1.13	0.362	0.936	0.00 - 0.50
NBZ-00156	90214	Pb-212	1.67	0.0448	0.111	2.69	0.00 - 0.50
NBZ-00156	90214	Pb-214	1.68	0.0485	0.0839	1.7	0.00 - 0.50
NBZ-00156	90214	Pu-238	-0.0025 U	0.0286	0.0058	0.0415	0.00 - 0.50
NBZ-00156	90214	Pu-239/240	0.0024 U	0.0258	0.0061	0.0404	0.00 - 0.50
NBZ-00156	90214	Sb-125	0.027 U	0.0635	0.0196	0.354	0.00 - 0.50
NBZ-00156	90214	Sn-126	0.0124 J	0.0235	0.0073	0.0237	0.00 - 0.50

Table A.2
Analytical Results Summary
Northern Buffer Zone, Round 1

Sample Location	Sample ID	Analyte Name	Activity	MDC	TPU	RTL	Sample Depth (feet bgs)
NBZ-00156	90214	Sr-90	0.0413 U	0.238	0.0685	0.485	0.00 - 0.50
NBZ-00156	90214	Th-228	1.53 L	0.108	0.133	3.98	0.00 - 0.50
NBZ-00156	90214	Th-229	0.0351 U L	0.137	0.0392	0.145	0.00 - 0.50
NBZ-00156	90214	Th-230	1.31 L	0.0919	0.119	2.2	0.00 - 0.50
NBZ-00156	90214	Th-232	1.41 L	0.0189	0.122	3.1	0.00 - 0.50
NBZ-00156	90214	Th-234	1.81	0.433	0.211	3.19	0.00 - 0.50
NBZ-00156	90214	Tl-208	0.51	0.0224	0.0304	0.937	0.00 - 0.50
NBZ-00156	90214	Tm-171	-11.8 U	25.6	9.04	72.4	0.00 - 0.50
NBZ-00156	90214	U-233/234	1.26	0.132	0.138	2.02	0.00 - 0.50
NBZ-00156	90214	U-235/236	0.062	0.106	0.0347	0.151	0.00 - 0.50
NBZ-00156	90214	U-238	1.41	0.0709	0.146	1.8	0.00 - 0.50
NBZ-00157	90215	Ac-227	-0.0683 U	0.162	0.0507	0.217	0.00 - 0.50
NBZ-00157	90215	Am-241	0.0027 U	0.0739	0.0174	0.0454	0.00 - 0.50
NBZ-00157	90215	Bi-212	0.922	0.107	0.0738	2.15	0.00 - 0.50
NBZ-00157	90215	Bi-214	1.04	0.0257	0.048	1.59	0.00 - 0.50
NBZ-00157	90215	Cd-113m	10.9 U	108	31.6	3030	0.00 - 0.50
NBZ-00157	90215	Cm-243/244	0.0231 U	0.0741	0.0211	0.0443	0.00 - 0.50
NBZ-00157	90215R	Cm-243/244	-0.0114 U	0.0345	0.00807	0.0443	0.00 - 0.50
NBZ-00157	90215	Co-60	-0.0058 U	0.0144	0.0045	0.028	0.00 - 0.50
NBZ-00157	90215	Cs-134	-0.0014 U	0.0124	0.0044	0.0864	0.00 - 0.50
NBZ-00157	90215	Cs-137	0.078	0.0139	0.0077	0.207	0.00 - 0.50
NBZ-00157	90215	Eu-152	-0.0099 U	0.0401	0.0139	0.0566	0.00 - 0.50
NBZ-00157	90215	Eu-154	-0.0156 U	0.0809	0.0284	0.15	0.00 - 0.50
NBZ-00157	90215	Eu-155	0.0697 SK	0.0547	0.0233	0.231	0.00 - 0.50
NBZ-00157	90215	Ho-166m	-0.0049 U	0.0217	0.0065	0.0432	0.00 - 0.50
NBZ-00157	90215	K-40	20.9	0.11	1.14	32.4	0.00 - 0.50
NBZ-00157	90215	Na-22	0.0054 U	0.0171	0.0059	0.037	0.00 - 0.50
NBZ-00157	90215	Nb-94	0.0048 U	0.0131	0.0039	0.0214	0.00 - 0.50
NBZ-00157	90215	Np-236	-0.0246 U J	0.0299	0.011	0.047	0.00 - 0.50
NBZ-00157	90215	Np-239	-0.0086 U	0.109	0.0321	0.139	0.00 - 0.50
NBZ-00157	90215	Pa-231	-0.134 U	0.668	0.207	0.936	0.00 - 0.50
NBZ-00157	90215	Pb-212	1.26	0.028	0.0678	2.69	0.00 - 0.50
NBZ-00157	90215	Pb-214	1.18	0.0294	0.0526	1.7	0.00 - 0.50

Table A.2
Analytical Results Summary
Northern Buffer Zone, Round 1

Sample Location	Sample ID	Analyte Name	Activity	MDC	TPU	RTL	Sample Depth (feet bgs)
NBZ-00157	90215	Pu-238	0.008	0.0155	0.0052	0.0415	0.00 - 0.50
NBZ-00157	90215	Pu-239/240	0.0142	0.022	0.0075	0.0404	0.00 - 0.50
NBZ-00157	90215	Sb-125	0.0073 U	0.0384	0.0115	0.354	0.00 - 0.50
NBZ-00157	90215	Sn-126	-0.0011 U	0.0143	0.0042	0.0237	0.00 - 0.50
NBZ-00157	90215	Sr-90	0.0776 U	0.162	0.0498	0.485	0.00 - 0.50
NBZ-00157	90215	Th-228	1.31 L	0.0619	0.114	3.98	0.00 - 0.50
NBZ-00157	90215	Th-229	0.0065 UL	0.0856	0.0217	0.145	0.00 - 0.50
NBZ-00157	90215	Th-230	1.21 L	0.0783	0.108	2.2	0.00 - 0.50
NBZ-00157	90215	Th-232	1.1 L	0.0603	0.101	3.1	0.00 - 0.50
NBZ-00157	90215	Th-234	1.28 J	0.227	0.119	3.19	0.00 - 0.50
NBZ-00157	90215	Tl-208	0.414	0.0134	0.0237	0.937	0.00 - 0.50
NBZ-00157	90215	Tm-171	1.53 U	9.4	3.16	72.4	0.00 - 0.50
NBZ-00157	90215	U-233/234	0.989	0.0738	0.0938	2.02	0.00 - 0.50
NBZ-00157	90215	U-235/236	0.0532	0.0489	0.0202	0.151	0.00 - 0.50
NBZ-00157	90215	U-238	0.925	0.0345	0.0877	1.8	0.00 - 0.50
NBZ-00158	90216	Ac-227	-0.0392 U	0.167	0.0501	0.217	0.00 - 0.50
NBZ-00158	90216	Am-241	0.0074	0.0174	0.0053	0.0454	0.00 - 0.50
NBZ-00158	90216	Bi-212	0.717	0.116	0.0777	2.15	0.00 - 0.50
NBZ-00158	90216	Bi-214	1.15	0.0258	0.0532	1.59	0.00 - 0.50
NBZ-00158	90216	Cd-113m	-5.07 U	109	32.1	3030	0.00 - 0.50
NBZ-00158	90216	Cm-243/244	-0.0059 U	0.0238	0.0046	0.0443	0.00 - 0.50
NBZ-00158	90216	Co-60	-0.0025 U	0.0148	0.0043	0.028	0.00 - 0.50
NBZ-00158	90216	Cs-134	0.0041 U	0.013	0.0045	0.0864	0.00 - 0.50
NBZ-00158	90216	Cs-137	0.0176	0.0155	0.0078	0.207	0.00 - 0.50
NBZ-00158	90216	Eu-152	0.015 U	0.0409	0.0139	0.0566	0.00 - 0.50
NBZ-00158	90216	Eu-154	-0.0127 U	0.0895	0.0273	0.15	0.00 - 0.50
NBZ-00158	90216	Eu-155	0.0637 JSK	0.0584	0.0229	0.231	0.00 - 0.50
NBZ-00158	90216	Ho-166m	-0.0004 U	0.023	0.0067	0.0432	0.00 - 0.50
NBZ-00158	90216	K-40	21.7	0.116	1.19	32.4	0.00 - 0.50
NBZ-00158	90216	Na-22	-0.0032 U	0.0177	0.0063	0.037	0.00 - 0.50
NBZ-00158	90216	Nb-94	-0.0004 U	0.0137	0.004	0.0214	0.00 - 0.50
NBZ-00158	90216	Np-236	0.0034 U	0.0313	0.0095	0.047	0.00 - 0.50
NBZ-00158	90216	Np-239	-0.0079 U	0.112	0.0328	0.139	0.00 - 0.50

Table A.2
Analytical Results Summary
Northern Buffer Zone, Round 1

Sample Location	Sample ID	Analyte Name	Activity	MDC	TPU	RTL	Sample Depth (feet bgs)
NBZ-00158	90216	Pa-231	-0.433 U	0.691	0.238	0.936	0.00 - 0.50
NBZ-00158	90216	Pb-212	1.04	0.0279	0.0567	2.69	0.00 - 0.50
NBZ-00158	90216	Pb-214	1.25	0.0286	0.055	1.7	0.00 - 0.50
NBZ-00158	90216	Pu-238	0.0012 U	0.0167	0.0037	0.0415	0.00 - 0.50
NBZ-00158	90216	Pu-239/240	0.0003 U	0.0212	0.0048	0.0404	0.00 - 0.50
NBZ-00158	90216	Sb-125	-0.0083 U	0.038	0.0117	0.354	0.00 - 0.50
NBZ-00158	90216	Sn-126	0.0046 U	0.0154	0.0045	0.0237	0.00 - 0.50
NBZ-00158	90216	Sr-90	0.0878	0.116	0.0388	0.485	0.00 - 0.50
NBZ-00158	90216	Th-228	1.05 L	0.097	0.0994	3.98	0.00 - 0.50
NBZ-00158	90216	Th-229	0 UL	0.105	0.0268	0.145	0.00 - 0.50
NBZ-00158	90216	Th-230	1.23 L	0.0756	0.107	2.2	0.00 - 0.50
NBZ-00158	90216	Th-232	0.835 L	0.0676	0.084	3.1	0.00 - 0.50
NBZ-00158	90216	Th-234	1.43 J	0.231	0.132	3.19	0.00 - 0.50
NBZ-00158	90216	Tl-208	0.319	0.0147	0.0195	0.937	0.00 - 0.50
NBZ-00158	90216	Tm-171	1.43 U	9.48	3.18	72.4	0.00 - 0.50
NBZ-00158	90216	U-233/234	1.14	0.0604	0.111	2.02	0.00 - 0.50
NBZ-00158	90216	U-235/236	0.0617	0.0186	0.021	0.151	0.00 - 0.50
NBZ-00158	90216	U-238	1.01	0.0353	0.101	1.8	0.00 - 0.50
NBZ-00159	90217	Ac-227	0.0737 U	0.173	0.0541	0.217	0.00 - 0.50
NBZ-00159	90217	Am-241	0.0031	0.0084	0.0031	0.0454	0.00 - 0.50
NBZ-00159	90217	Bi-212	0.658	0.113	0.0695	2.15	0.00 - 0.50
NBZ-00159	90217	Bi-214	1	0.0266	0.0468	1.59	0.00 - 0.50
NBZ-00159	90217	Cd-113m	-14.3 U	111	34.8	3030	0.00 - 0.50
NBZ-00159	90217	Cm-243/244	0.0198	0.0337	0.011	0.0443	0.00 - 0.50
NBZ-00159	90217	Co-60	-0.0059 U	0.0145	0.0045	0.028	0.00 - 0.50
NBZ-00159	90217	Cs-134	0.0034 U	0.0129	0.0043	0.0864	0.00 - 0.50
NBZ-00159	90217	Cs-137	0.0665	0.0148	0.0073	0.207	0.00 - 0.50
NBZ-00159	90217	Eu-152	-0.0435 U J	0.0404	0.0181	0.0566	0.00 - 0.50
NBZ-00159	90217	Eu-154	-0.0262 U	0.0872	0.0273	0.15	0.00 - 0.50
NBZ-00159	90217	Eu-155	0.049 JSK	0.0615	0.0212	0.231	0.00 - 0.50
NBZ-00159	90217	Ho-166m	-0.0039 U	0.0236	0.0071	0.0432	0.00 - 0.50
NBZ-00159	90217	K-40	21.9	0.108	1.25	32.4	0.00 - 0.50
NBZ-00159	90217	Na-22	0.0059 U	0.0191	0.0064	0.037	0.00 - 0.50

Table A.2
Analytical Results Summary
Northern Buffer Zone, Round 1

Sample Location	Sample ID	Analyte Name	Activity	MDC	TPU	RTL	Sample Depth (feet bgs)
NBZ-00159	90217	Nb-94	0.0051 U	0.0139	0.0042	0.0214	0.00 - 0.50
NBZ-00159	90217	Np-236	-0.001 U	0.033	0.0097	0.047	0.00 - 0.50
NBZ-00159	90217	Np-239	0.007 U	0.116	0.0347	0.139	0.00 - 0.50
NBZ-00159	90217	Pa-231	-0.279 U	0.701	0.232	0.936	0.00 - 0.50
NBZ-00159	90217	Pb-212	1.08	0.0295	0.0687	2.69	0.00 - 0.50
NBZ-00159	90217	Pb-214	1.07	0.0292	0.0531	1.7	0.00 - 0.50
NBZ-00159	90217	Pu-238	0.0077	0.0172	0.0054	0.0415	0.00 - 0.50
NBZ-00159	90217	Pu-239/240	0.0136	0.0138	0.006	0.0404	0.00 - 0.50
NBZ-00159	90217	Sb-125	0.0085 U	0.0395	0.0121	0.354	0.00 - 0.50
NBZ-00159	90217	Sn-126	0.0028 U	0.0156	0.0046	0.0237	0.00 - 0.50
NBZ-00159	90217	Sr-90	0.0863 U	0.216	0.0654	0.485	0.00 - 0.50
NBZ-00159	90217	Th-228	0.872 L	0.11	0.0951	3.98	0.00 - 0.50
NBZ-00159	90217	Th-229	0.0357 U L	0.119	0.0343	0.145	0.00 - 0.50
NBZ-00159	90217	Th-230	0.826 L	0.129	0.0936	2.2	0.00 - 0.50
NBZ-00159	90217	Th-232	0.796 L	0.0193	0.0853	3.1	0.00 - 0.50
NBZ-00159	90217	Th-234	1.2	0.26	0.133	3.19	0.00 - 0.50
NBZ-00159	90217	Tl-208	0.309	0.0145	0.0196	0.937	0.00 - 0.50
NBZ-00159	90217	Tm-171	-9.44 U J	10.4	4.36	72.4	0.00 - 0.50
NBZ-00159	90217	U-233/234	0.51	0.101	0.0794	2.02	0.00 - 0.50
NBZ-00159	90217	U-235/236	0.0669	0.0679	0.0296	0.151	0.00 - 0.50
NBZ-00159	90217	U-238	0.603	0.0233	0.0843	1.8	0.00 - 0.50
NBZ-00160	90218	Ac-227	-0.204 U J	0.269	0.095	0.217	0.00 - 0.50
NBZ-00160	90218	Am-241	0.0195	0.0075	0.0074	0.0454	0.00 - 0.50
NBZ-00160	90218	Bi-212	0.934 J	0.309	0.248	2.15	0.00 - 0.50
NBZ-00160	90218	Bi-214	1.4	0.0503	0.0716	1.59	0.00 - 0.50
NBZ-00160	90218	Cd-113m	14.9 U	186	54.9	3030	0.00 - 0.50
NBZ-00160	90218	Cm-243/244	0.0071 U	0.022	0.0063	0.0443	0.00 - 0.50
NBZ-00160	90218	Co-60	0.0071 U	0.0305	0.0089	0.028	0.00 - 0.50
NBZ-00160	90218	Cs-134	-0.0068 U	0.0233	0.0082	0.0864	0.00 - 0.50
NBZ-00160	90218	Cs-137	0.0209	0.0276	0.012	0.207	0.00 - 0.50
NBZ-00160	90218	Eu-152	-0.0097 U	0.0708	0.0264	0.0566	0.00 - 0.50
NBZ-00160	90218	Eu-154	0.0472 U	0.165	0.0478	0.15	0.00 - 0.50
NBZ-00160	90218	Eu-155	0.0684 JSK	0.0908	0.0316	0.231	0.00 - 0.50

Table A.2
Analytical Results Summary
Northern Buffer Zone, Round 1

Sample Location	Sample ID	Analyte Name	Activity	MDC	TPU	RTL	Sample Depth (feet bgs)
NBZ-00160	90218	Ho-166m	0.031 JSK	0.0461	0.0149	0.0432	0.00 - 0.50
NBZ-00160	90218	K-40	22.1	0.261	1.28	32.4	0.00 - 0.50
NBZ-00160	90218	Na-22	0.005 U	0.0345	0.01	0.037	0.00 - 0.50
NBZ-00160	90218	Nb-94	0.0067 U	0.025	0.0074	0.0214	0.00 - 0.50
NBZ-00160	90218	Np-236	-0.0324 U	0.0475	0.0167	0.047	0.00 - 0.50
NBZ-00160	90218	Np-239	-0.117 U	0.173	0.0589	0.139	0.00 - 0.50
NBZ-00160	90218	Pa-231	-0.109 U	1.14	0.354	0.936	0.00 - 0.50
NBZ-00160	90218	Pb-212	1.45	0.0453	0.0861	2.69	0.00 - 0.50
NBZ-00160	90218	Pb-214	1.53	0.0522	0.0732	1.7	0.00 - 0.50
NBZ-00160	90218	Pu-238	-0.0037 U	0.0272	0.0059	0.0415	0.00 - 0.50
NBZ-00160	90218	Pu-239/240	0.0023 U	0.0209	0.0051	0.0404	0.00 - 0.50
NBZ-00160	90218	Sb-125	0.0186 U	0.0684	0.0209	0.354	0.00 - 0.50
NBZ-00160	90218	Sn-126	0.0048 U	0.0287	0.0084	0.0237	0.00 - 0.50
NBZ-00160	90218	Sr-90	0.0067 U	0.231	0.0647	0.485	0.00 - 0.50
NBZ-00160	90218	Th-228	1.61 L	0.112	0.138	3.98	0.00 - 0.50
NBZ-00160	90218	Th-229	0.0554 U L	0.183	0.0537	0.145	0.00 - 0.50
NBZ-00160	90218	Th-230	1.29 L	0.195	0.127	2.2	0.00 - 0.50
NBZ-00160	90218	Th-232	1.18 L	0.064	0.11	3.1	0.00 - 0.50
NBZ-00160	90218	Th-234	1.52	0.378	0.172	3.19	0.00 - 0.50
NBZ-00160	90218	Tl-208	0.47	0.0257	0.0313	0.937	0.00 - 0.50
NBZ-00160	90218	Tm-171	0.106 U	15.9	5.32	72.4	0.00 - 0.50
NBZ-00160	90218	U-233/234	1.25	0.0925	0.12	2.02	0.00 - 0.50
NBZ-00160	90218	U-235/236	0.0609	0.0184	0.0207	0.151	0.00 - 0.50
NBZ-00160	90218	U-238	1.36	0.064	0.126	1.8	0.00 - 0.50
NBZ-00161	90219	Ac-227	-0.0867 U	0.204	0.0645	0.217	0.00 - 0.50
NBZ-00161	90219	Am-241	0.0002 U	0.0362	0.009	0.0454	0.00 - 0.50
NBZ-00161	90219	Bi-212	0.967	0.128	0.0833	2.15	0.00 - 0.50
NBZ-00161	90219	Bi-214	1.18	0.0299	0.0539	1.59	0.00 - 0.50
NBZ-00161	90219	Cd-113m	14.1 U	137	43.8	3030	0.00 - 0.50
NBZ-00161	90219	Cm-243/244	0.016	0.0193	0.0074	0.0443	0.00 - 0.50
NBZ-00161	90219	Co-60	0.0058 U	0.0186	0.0054	0.028	0.00 - 0.50
NBZ-00161	90219	Cs-134	0.007 U	0.0153	0.0052	0.0864	0.00 - 0.50
NBZ-00161	90219	Cs-137	0.0386	0.0195	0.0074	0.207	0.00 - 0.50

Table A.2
Analytical Results Summary
Northern Buffer Zone, Round 1

Sample Location	Sample ID	Analyte Name	Activity	MDC	TPU	RTL	Sample Depth (feet bgs)
NBZ-00161	90219	Eu-152	-0.0157 U	0.0481	0.0156	0.0566	0.00 - 0.50
NBZ-00161	90219	Eu-154	-0.0683 U	0.098	0.0349	0.15	0.00 - 0.50
NBZ-00161	90219	Eu-155	0.0982 SK	0.0711	0.0269	0.231	0.00 - 0.50
NBZ-00161	90219	Ho-166m	0 U	0.0273	0.008	0.0432	0.00 - 0.50
NBZ-00161	90219	K-40	20.6	0.129	1.2	32.4	0.00 - 0.50
NBZ-00161	90219	Na-22	-0.0145 U	0.0202	0.0078	0.037	0.00 - 0.50
NBZ-00161	90219	Nb-94	0.0054 U	0.0155	0.0046	0.0214	0.00 - 0.50
NBZ-00161	90219	Np-236	0.0086 U	0.0387	0.0134	0.047	0.00 - 0.50
NBZ-00161	90219	Np-239	0.0629 U	0.138	0.0428	0.139	0.00 - 0.50
NBZ-00161	90219	Pa-231	0.283 U	0.849	0.266	0.936	0.00 - 0.50
NBZ-00161	90219	Pb-212	1.36	0.0348	0.0909	2.69	0.00 - 0.50
NBZ-00161	90219	Pb-214	1.31	0.0337	0.0637	1.7	0.00 - 0.50
NBZ-00161	90219	Pu-238	-0.0042 U	0.0385	0.0088	0.0415	0.00 - 0.50
NBZ-00161	90219	Pu-239/240	0.0036 U	0.0179	0.0045	0.0404	0.00 - 0.50
NBZ-00161	90219	Sb-125	0.0176 U	0.0455	0.0141	0.354	0.00 - 0.50
NBZ-00161	90219	Sn-126	0.009 J	0.0171	0.0053	0.0237	0.00 - 0.50
NBZ-00161	90219	Sr-90	0.124 U	0.217	0.0681	0.485	0.00 - 0.50
NBZ-00161	90219	Th-228	1.41 L	0.102	0.123	3.98	0.00 - 0.50
NBZ-00161	90219	Th-229	0.0067 U L	0.111	0.029	0.145	0.00 - 0.50
NBZ-00161	90219	Th-230	1.07 L	0.0797	0.101	2.2	0.00 - 0.50
NBZ-00161	90219	Th-232	1.32 L	0.0712	0.115	3.1	0.00 - 0.50
NBZ-00161	90219	Th-234	1.91	0.312	0.211	3.19	0.00 - 0.50
NBZ-00161	90219	Tl-208	0.41	0.0168	0.0236	0.937	0.00 - 0.50
NBZ-00161	90219	Tm-171	-6.14 U	16.3	5.74	72.4	0.00 - 0.50
NBZ-00161	90219	U-233/234	0.893	0.0874	0.089	2.02	0.00 - 0.50
NBZ-00161	90219	U-235/236	0.111	0.0515	0.0281	0.151	0.00 - 0.50
NBZ-00161	90219	U-238	1.09	0.0483	0.101	1.8	0.00 - 0.50
NBZ-00162	90220	Ac-227	0.087 U	0.189	0.0603	0.217	0.00 - 0.50
NBZ-00162	90220	Am-241	0.0177	0.0213	0.0082	0.0454	0.00 - 0.50
NBZ-00162	90220	Bi-212	0.674	0.115	0.0698	2.15	0.00 - 0.50
NBZ-00162	90220	Bi-214	0.895	0.0267	0.0432	1.59	0.00 - 0.50
NBZ-00162	90220	Cd-113m	-25.7 U	124	41.6	3030	0.00 - 0.50
NBZ-00162	90220	Cm-243/244	0.0022 U	0.0387	0.0098	0.0443	0.00 - 0.50

Table A.2
Analytical Results Summary
Northern Buffer Zone, Round 1

Sample Location	Sample ID	Analyte Name	Activity	MDC	TPU	RTL	Sample Depth (feet bgs)
NBZ-00162	90220	Co-60	-0.0009 U	0.0151	0.0045	0.028	0.00 - 0.50
NBZ-00162	90220	Cs-134	-0.0035 U	0.013	0.0046	0.0864	0.00 - 0.50
NBZ-00162	90220	Cs-137	0.0787	0.0139	0.0089	0.207	0.00 - 0.50
NBZ-00162	90220	Eu-152	-0.0144 U	0.045	0.0156	0.0566	0.00 - 0.50
NBZ-00162	90220	Eu-154	-0.0227 U	0.0886	0.0269	0.15	0.00 - 0.50
NBZ-00162	90220	Eu-155	0.051 JSK	0.0689	0.0235	0.231	0.00 - 0.50
NBZ-00162	90220	Ho-166m	0.0096 U	0.0238	0.0074	0.0432	0.00 - 0.50
NBZ-00162	90220	K-40	21.9	0.122	1.22	32.4	0.00 - 0.50
NBZ-00162	90220	Na-22	-0.0083 U	0.0178	0.0058	0.037	0.00 - 0.50
NBZ-00162	90220	Nb-94	0.0069 JSK	0.0136	0.0043	0.0214	0.00 - 0.50
NBZ-00162	90220	Np-236	0.0089 U	0.037	0.0111	0.047	0.00 - 0.50
NBZ-00162	90220	Np-239	-0.0425 U	0.123	0.039	0.139	0.00 - 0.50
NBZ-00162	90220	Pa-231	-0.221 U	0.761	0.26	0.936	0.00 - 0.50
NBZ-00162	90220	Pb-212	1.11	0.0309	0.0664	2.69	0.00 - 0.50
NBZ-00162	90220	Pb-214	1.05	0.0326	0.05	1.7	0.00 - 0.50
NBZ-00162	90220	Pu-238	0.0039 U	0.0199	0.0051	0.0415	0.00 - 0.50
NBZ-00162	90220	Pu-239/240	-0.004 U	0.0275	0.0054	0.0404	0.00 - 0.50
NBZ-00162	90220	Sb-125	0.0276 JSK	0.0415	0.0135	0.354	0.00 - 0.50
NBZ-00162	90220	Sn-126	0.012 J	0.0153	0.0052	0.0237	0.00 - 0.50
NBZ-00162	90220	Sr-90	-0.0548 U	0.2	0.053	0.485	0.00 - 0.50
NBZ-00162	90220	Th-228	0.364 L	0.151	0.0754	3.98	0.00 - 0.50
NBZ-00162	90220	Th-229	0.021 U L	0.138	0.0364	0.145	0.00 - 0.50
NBZ-00162	90220	Th-230	0.335 L	0.148	0.0719	2.2	0.00 - 0.50
NBZ-00162	90220	Th-232	0.334 L	0.0283	0.0619	3.1	0.00 - 0.50
NBZ-00162	90220	Th-234	1.55	0.299	0.175	3.19	0.00 - 0.50
NBZ-00162	90220	Tl-208	0.316	0.015	0.0187	0.937	0.00 - 0.50
NBZ-00162	90220	Tm-171	-3.62 U	14.3	4.84	72.4	0.00 - 0.50
NBZ-00162	90220	U-233/234	0.142	0.132	0.0476	2.02	0.00 - 0.50
NBZ-00162	90220	U-235/236	0.0047 U	0.0663	0.0147	0.151	0.00 - 0.50
NBZ-00162	90220	U-238	0.278	0.0842	0.0516	1.8	0.00 - 0.50
NBZ-00163	90221	Ac-227	-0.122 U	0.224	0.0742	0.217	0.00 - 0.50
NBZ-00163	90221	Am-241	0.0187	0.0225	0.0086	0.0454	0.00 - 0.50
NBZ-00163	90221	Bi-212	1.07	0.151	0.0915	2.15	0.00 - 0.50

Table A.2
Analytical Results Summary
Northern Buffer Zone, Round 1

Sample Location	Sample ID	Analyte Name	Activity	MDC	TPU	RTL	Sample Depth (feet bgs)
NBZ-00163	90221	Bi-214	1.5	0.0358	0.068	1.59	0.00 - 0.50
NBZ-00163	90221	Cd-113m	-36.4 U	150	50	3030	0.00 - 0.50
NBZ-00163	90221	Cm-243/244	-0.0006 U	0.0408	0.01	0.0443	0.00 - 0.50
NBZ-00163	90221	Co-60	-0.0012 U	0.0194	0.0056	0.028	0.00 - 0.50
NBZ-00163	90221	Cs-134	-0.0024 U	0.0172	0.0059	0.0864	0.00 - 0.50
NBZ-00163	90221	Cs-137	0.0118 J	0.0208	0.0073	0.207	0.00 - 0.50
NBZ-00163	90221	Eu-152	0.026 U	0.0548	0.0195	0.0566	0.00 - 0.50
NBZ-00163	90221	Eu-154	-0.0026 U	0.108	0.0375	0.15	0.00 - 0.50
NBZ-00163	90221	Eu-155	0.0746 SK	0.0778	0.027	0.231	0.00 - 0.50
NBZ-00163	90221	Ho-166m	-0.0061 U	0.0304	0.0092	0.0432	0.00 - 0.50
NBZ-00163	90221	K-40	24	0.153	1.38	32.4	0.00 - 0.50
NBZ-00163	90221	Na-22	-0.0189 U J	0.0229	0.0083	0.037	0.00 - 0.50
NBZ-00163	90221	Nb-94	0.0012 U	0.0179	0.0053	0.0214	0.00 - 0.50
NBZ-00163	90221	Np-236	-0.0119 U	0.0434	0.0131	0.047	0.00 - 0.50
NBZ-00163	90221	Np-239	0.0897 J	0.154	0.0502	0.139	0.00 - 0.50
NBZ-00163	90221	Pa-231	0.314 U	0.95	0.292	0.936	0.00 - 0.50
NBZ-00163	90221	Pb-212	1.72	0.0379	0.109	2.69	0.00 - 0.50
NBZ-00163	90221	Pb-214	1.62	0.0392	0.0792	1.7	0.00 - 0.50
NBZ-00163	90221	Pu-238	0.0024 U	0.0117	0.0029	0.0415	0.00 - 0.50
NBZ-00163	90221	Pu-239/240	0.0133	0.0117	0.0054	0.0404	0.00 - 0.50
NBZ-00163	90221	Sb-125	0.0157 U	0.0523	0.0162	0.354	0.00 - 0.50
NBZ-00163	90221	Sn-126	-0.0001 U	0.0201	0.0059	0.0237	0.00 - 0.50
NBZ-00163	90221	Sr-90	0.0316 U	0.19	0.0543	0.485	0.00 - 0.50
NBZ-00163	90221	Th-228	1.52 L	0.0806	0.127	3.98	0.00 - 0.50
NBZ-00163	90221	Th-229	-0.0262 UL	0.114	0.0262	0.145	0.00 - 0.50
NBZ-00163	90221	Th-230	1.2 L	0.0481	0.106	2.2	0.00 - 0.50
NBZ-00163	90221	Th-232	1.5 L	0.0479	0.123	3.1	0.00 - 0.50
NBZ-00163	90221	Th-234	1.97 J	0.331	0.189	3.19	0.00 - 0.50
NBZ-00163	90221	Tl-208	0.532	0.0187	0.0311	0.937	0.00 - 0.50
NBZ-00163	90221	Tm-171	2.56 U	14.1	4.98	72.4	0.00 - 0.50
NBZ-00163	90221	U-233/234	1.19	0.0867	0.127	2.02	0.00 - 0.50
NBZ-00163	90221	U-235/236	0.0643	0.0249	0.0247	0.151	0.00 - 0.50
NBZ-00163	90221	U-238	1.4	0.0586	0.142	1.8	0.00 - 0.50

Table A.2
Analytical Results Summary
Northern Buffer Zone, Round 1

Sample Location	Sample ID	Analyte Name	Activity	MDC	TPU	RTL	Sample Depth (feet bgs)
NBZ-00164	90222	Ac-227	-0.0647 U	0.196	0.0619	0.217	0.00 - 0.50
NBZ-00164	90222	Am-241	0.0095 U	0.0396	0.0109	0.0454	0.00 - 0.50
NBZ-00164	90222	Bi-212	0.845	0.152	0.0789	2.15	0.00 - 0.50
NBZ-00164	90222	Bi-214	0.996	0.0338	0.0482	1.59	0.00 - 0.50
NBZ-00164	90222	Cd-113m	-102 U	133	53.9	3030	0.00 - 0.50
NBZ-00164	90222	Cm-243/244	0.015 U	0.0374	0.0112	0.0443	0.00 - 0.50
NBZ-00164	90222	Co-60	-0.0059 U	0.0195	0.006	0.028	0.00 - 0.50
NBZ-00164	90222	Cs-134	-0.0023 U	0.0168	0.0059	0.0864	0.00 - 0.50
NBZ-00164	90222	Cs-137	0.0396	0.0185	0.0134	0.207	0.00 - 0.50
NBZ-00164	90222	Eu-152	0.0235 U	0.0502	0.0228	0.0566	0.00 - 0.50
NBZ-00164	90222	Eu-154	-0.0231 U	0.111	0.0333	0.15	0.00 - 0.50
NBZ-00164	90222	Eu-155	0.0693 SK	0.0646	0.0201	0.231	0.00 - 0.50
NBZ-00164	90222	Ho-166m	-0.001 U	0.0302	0.009	0.0432	0.00 - 0.50
NBZ-00164	90222	K-40	21.4	0.136	1.15	32.4	0.00 - 0.50
NBZ-00164	90222	Na-22	-0.009 U	0.0243	0.0076	0.037	0.00 - 0.50
NBZ-00164	90222	Nb-94	0.0018 U	0.0176	0.0052	0.0214	0.00 - 0.50
NBZ-00164	90222	Np-236	-0.0146 U	0.0358	0.0118	0.047	0.00 - 0.50
NBZ-00164	90222	Np-239	0.0706 J	0.134	0.0433	0.139	0.00 - 0.50
NBZ-00164	90222	Pa-231	-0.687 U J	0.815	0.338	0.936	0.00 - 0.50
NBZ-00164	90222	Pb-212	1.16	0.0329	0.0648	2.69	0.00 - 0.50
NBZ-00164	90222	Pb-214	1.05	0.036	0.0494	1.7	0.00 - 0.50
NBZ-00164	90222	Pu-238	-0.0001 U	0.0291	0.0069	0.0415	0.00 - 0.50
NBZ-00164	90222	Pu-239/240	0.013 U	0.0322	0.0096	0.0404	0.00 - 0.50
NBZ-00164	90222	Sb-125	0.0214 U	0.0481	0.0147	0.354	0.00 - 0.50
NBZ-00164	90222	Sn-126	0.003 U	0.02	0.006	0.0237	0.00 - 0.50
NBZ-00164	90222	Sr-90	0.0479 U	0.199	0.0581	0.485	0.00 - 0.50
NBZ-00164	90222	Th-228	1.32 L	0.1	0.133	3.98	0.00 - 0.50
NBZ-00164	90222	Th-229	0.0637 L	0.0845	0.0304	0.145	0.00 - 0.50
NBZ-00164	90222	Th-230	1.02 L	0.151	0.117	2.2	0.00 - 0.50
NBZ-00164	90222	Th-232	1.23 L	0.0666	0.125	3.1	0.00 - 0.50
NBZ-00164	90222	Th-234	1.32	0.265	0.123	3.19	0.00 - 0.50
NBZ-00164	90222	Tl-208	0.384	0.0186	0.0239	0.937	0.00 - 0.50
NBZ-00164	90222	Tm-171	0.254 U	8.04	3.42	72.4	0.00 - 0.50

Table A.2
Analytical Results Summary
Northern Buffer Zone, Round 1

Sample Location	Sample ID	Analyte Name	Activity	MDC	TPU	RTL	Sample Depth (feet bgs)
NBZ-00164	90222	U-233/234	0.767	0.065	0.0828	2.02	0.00 - 0.50
NBZ-00164	90222	U-235/236	0.036	0.0511	0.0185	0.151	0.00 - 0.50
NBZ-00164	90222	U-238	0.964	0.0142	0.0956	1.8	0.00 - 0.50
NBZ-00165	90223	Ac-227	0.153 J	0.187	0.0663	0.217	0.00 - 0.50
NBZ-00165	90223	Am-241	-0.0026 U	0.0295	0.0059	0.0454	0.00 - 0.50
NBZ-00165	90223	Bi-212	0.744	0.136	0.0754	2.15	0.00 - 0.50
NBZ-00165	90223	Bi-214	0.958	0.03	0.0477	1.59	0.00 - 0.50
NBZ-00165	90223	Cd-113m	10.6 U	119	37.4	3030	0.00 - 0.50
NBZ-00165	90223	Cm-243/244	-0.0014 U	0.0404	0.0096	0.0443	0.00 - 0.50
NBZ-00165	90223	Co-60	-0.0019 U	0.0186	0.0056	0.028	0.00 - 0.50
NBZ-00165	90223	Cs-134	0.0017 U	0.0157	0.0054	0.0864	0.00 - 0.50
NBZ-00165	90223	Cs-137	0.0244	0.0189	0.0076	0.207	0.00 - 0.50
NBZ-00165	90223	Eu-152	0.0217 U	0.0459	0.0195	0.0566	0.00 - 0.50
NBZ-00165	90223	Eu-154	-0.0616 U	0.101	0.0339	0.15	0.00 - 0.50
NBZ-00165	90223	Eu-155	0.0487 JSK	0.0597	0.0209	0.231	0.00 - 0.50
NBZ-00165	90223	Ho-166m	-0.0101 U	0.0273	0.0087	0.0432	0.00 - 0.50
NBZ-00165	90223	K-40	21.6	0.137	1.16	32.4	0.00 - 0.50
NBZ-00165	90223	Na-22	-0.0056 U	0.0215	0.0066	0.037	0.00 - 0.50
NBZ-00165	90223	Nb-94	0.0001 U	0.0161	0.0048	0.0214	0.00 - 0.50
NBZ-00165	90223	Np-236	-0.0181 U	0.0318	0.0104	0.047	0.00 - 0.50
NBZ-00165	90223	Np-239	-0.0658 U	0.12	0.0401	0.139	0.00 - 0.50
NBZ-00165	90223	Pa-231	0.166 U	0.769	0.237	0.936	0.00 - 0.50
NBZ-00165	90223	Pb-212	1.21	0.0302	0.0676	2.69	0.00 - 0.50
NBZ-00165	90223	Pb-214	1.04	0.0325	0.0504	1.7	0.00 - 0.50
NBZ-00165	90223	Pu-238	-0.0051 U	0.0473	0.0108	0.0415	0.00 - 0.50
NBZ-00165	90223	Pu-239/240	0.0054 U	0.0273	0.007	0.0404	0.00 - 0.50
NBZ-00165	90223	Sb-125	0.0112 U	0.0448	0.0133	0.354	0.00 - 0.50
NBZ-00165	90223	Sn-126	-0.0039 U	0.0175	0.0054	0.0237	0.00 - 0.50
NBZ-00165	90223	Sr-90	0.0145 U	0.121	0.033	0.485	0.00 - 0.50
NBZ-00165	90223	Th-228	1.2 L	0.0953	0.123	3.98	0.00 - 0.50
NBZ-00165	90223	Th-229	-0.0346 UL	0.137	0.03	0.145	0.00 - 0.50
NBZ-00165	90223	Th-230	0.976 L	0.122	0.109	2.2	0.00 - 0.50
NBZ-00165	90223	Th-232	1.32 L	0.08	0.128	3.1	0.00 - 0.50

Table A.2
Analytical Results Summary
Northern Buffer Zone, Round 1

Sample Location	Sample ID	Analyte Name	Activity	MDC	TPU	RTL	Sample Depth (feet bgs)
NBZ-00165	90223	Th-234	1.29	0.235	0.138	3.19	0.00 - 0.50
NBZ-00165	90223	Tl-208	0.412	0.0168	0.0253	0.937	0.00 - 0.50
NBZ-00165	90223	Tm-171	-3.71 U	7.05	2.52	72.4	0.00 - 0.50
NBZ-00165	90223	U-233/234	0.855	0.124	0.114	2.02	0.00 - 0.50
NBZ-00165	90223	U-235/236	0.0419	0.0928	0.0291	0.151	0.00 - 0.50
NBZ-00165	90223	U-238	0.935	0.0606	0.118	1.8	0.00 - 0.50
NBZ-00166	90224	Ac-227	0.0259 U	0.18	0.0529	0.217	0.00 - 0.50
NBZ-00166	90224	Am-241	0.0077 U	0.0416	0.0112	0.0454	0.00 - 0.50
NBZ-00166	90224	Bi-212	0.938	0.116	0.077	2.15	0.00 - 0.50
NBZ-00166	90224	Bi-214	0.999	0.027	0.0463	1.59	0.00 - 0.50
NBZ-00166	90224	Cd-113m	-36.9 U	116	36.8	3030	0.00 - 0.50
NBZ-00166	90224	Cm-243/244	-0.0042 U	0.0485	0.0117	0.0443	0.00 - 0.50
NBZ-00166	90224	Co-60	0.0045 U	0.0166	0.0049	0.028	0.00 - 0.50
NBZ-00166	90224	Cs-134	0.009 JSK	0.0139	0.0051	0.0864	0.00 - 0.50
NBZ-00166	90224	Cs-137	0.163	0.0172	0.0121	0.207	0.00 - 0.50
NBZ-00166	90224	Eu-152	0.0036 U	0.0419	0.0141	0.0566	0.00 - 0.50
NBZ-00166	90224	Eu-154	-0.0649 U J	0.0887	0.0315	0.15	0.00 - 0.50
NBZ-00166	90224	Eu-155	0.0928 SK	0.0604	0.0258	0.231	0.00 - 0.50
NBZ-00166	90224	Ho-166m	-0.007 U	0.0233	0.0071	0.0432	0.00 - 0.50
NBZ-00166	90224	K-40	23.3	0.108	1.3	32.4	0.00 - 0.50
NBZ-00166	90224	Na-22	-0.0169 U J	0.018	0.007	0.037	0.00 - 0.50
NBZ-00166	90224	Nb-94	-0.0018 U	0.014	0.0041	0.0214	0.00 - 0.50
NBZ-00166	90224	Np-236	-0.0134 U	0.0332	0.0108	0.047	0.00 - 0.50
NBZ-00166	90224	Np-239	-0.0275 U	0.117	0.0352	0.139	0.00 - 0.50
NBZ-00166	90224	Pa-231	-0.0071 U	0.75	0.221	0.936	0.00 - 0.50
NBZ-00166	90224	Pb-212	1.25	0.0295	0.074	2.69	0.00 - 0.50
NBZ-00166	90224	Pb-214	1.06	0.0297	0.0495	1.7	0.00 - 0.50
NBZ-00166	90224	Pu-238	-0.0036 U	0.0321	0.0068	0.0415	0.00 - 0.50
NBZ-00166	90224	Pu-239/240	0.0035 U	0.0175	0.0044	0.0404	0.00 - 0.50
NBZ-00166	90224	Sb-125	0.0053 U	0.042	0.0125	0.354	0.00 - 0.50
NBZ-00166	90224	Sn-126	-0.0046 U	0.0151	0.0046	0.0237	0.00 - 0.50
NBZ-00166	90224	Sr-90	0.0194 U	0.225	0.0639	0.485	0.00 - 0.50
NBZ-00166	90224	Th-228	1.22 L	0.0845	0.113	3.98	0.00 - 0.50

Table A.2
Analytical Results Summary
Northern Buffer Zone, Round 1

Sample Location	Sample ID	Analyte Name	Activity	MDC	TPU	RTL	Sample Depth (feet bgs)
NBZ-00166	90224	Th-229	0.0414 L	0.0829	0.0259	0.145	0.00 - 0.50
NBZ-00166	90224	Th-230	0.881 L	0.115	0.094	2.2	0.00 - 0.50
NBZ-00166	90224	Th-232	1.07 L	0.0505	0.101	3.1	0.00 - 0.50
NBZ-00166	90224	Th-234	1.2	0.254	0.14	3.19	0.00 - 0.50
NBZ-00166	90224	Tl-208	0.38	0.0149	0.0219	0.937	0.00 - 0.50
NBZ-00166	90224	Tm-171	-1.1 U	11.4	3.86	72.4	0.00 - 0.50
NBZ-00166	90224	U-233/234	0.711	0.107	0.0971	2.02	0.00 - 0.50
NBZ-00166	90224	U-235/236	0.0777	0.068	0.0316	0.151	0.00 - 0.50
NBZ-00166	90224	U-238	0.975	0.0234	0.116	1.8	0.00 - 0.50
NBZ-00167	90225	Ac-227	0.0318 U	0.187	0.0573	0.217	0.00 - 0.50
NBZ-00167	90225	Am-241	-0.015 U	0.0413	0.0078	0.0454	0.00 - 0.50
NBZ-00167	90225	Bi-212	0.809	0.129	0.0732	2.15	0.00 - 0.50
NBZ-00167	90225	Bi-214	1.2	0.0304	0.056	1.59	0.00 - 0.50
NBZ-00167	90225	Cd-113m	-10.5 U	120	38.2	3030	0.00 - 0.50
NBZ-00167	90225	Cm-243/244	-0.0131 U	0.0503	0.0113	0.0443	0.00 - 0.50
NBZ-00167	90225	Co-60	-0.0004 U	0.0182	0.0054	0.028	0.00 - 0.50
NBZ-00167	90225	Cs-134	0.0047 U	0.0151	0.0052	0.0864	0.00 - 0.50
NBZ-00167	90225	Cs-137	0.0717	0.0172	0.0091	0.207	0.00 - 0.50
NBZ-00167	90225	Eu-152	0.0014 U	0.0449	0.0171	0.0566	0.00 - 0.50
NBZ-00167	90225	Eu-154	-0.0401 U	0.103	0.0322	0.15	0.00 - 0.50
NBZ-00167	90225	Eu-155	0.0613 SK	0.0576	0.0199	0.231	0.00 - 0.50
NBZ-00167	90225	Ho-166m	-0.0009 U	0.0274	0.0083	0.0432	0.00 - 0.50
NBZ-00167	90225	K-40	20.4	0.132	1.1	32.4	0.00 - 0.50
NBZ-00167	90225	Na-22	-0.0107 U	0.0214	0.007	0.037	0.00 - 0.50
NBZ-00167	90225	Nb-94	0.0058 U	0.0158	0.0048	0.0214	0.00 - 0.50
NBZ-00167	90225	Np-236	-0.0003 U	0.0323	0.0096	0.047	0.00 - 0.50
NBZ-00167	90225	Np-239	-0.0434 U	0.119	0.038	0.139	0.00 - 0.50
NBZ-00167	90225	Pa-231	-0.132 U	0.771	0.239	0.936	0.00 - 0.50
NBZ-00167	90225	Pb-212	1.19	0.0297	0.0666	2.69	0.00 - 0.50
NBZ-00167	90225	Pb-214	1.25	0.0321	0.0572	1.7	0.00 - 0.50
NBZ-00167	90225	Pu-238	0.0069 U	0.0213	0.0061	0.0415	0.00 - 0.50
NBZ-00167	90225	Pu-239/240	0.0003 U	0.027	0.0061	0.0404	0.00 - 0.50
NBZ-00167	90225	Sb-125	0.0172 U	0.0439	0.0133	0.354	0.00 - 0.50

Table A.2
Analytical Results Summary
Northern Buffer Zone, Round 1

Sample Location	Sample ID	Analyte Name	Activity	MDC	TPU	RTL	Sample Depth (feet bgs)
NBZ-00167	90225	Sn-126	-0.0021 U	0.0172	0.0052	0.0237	0.00 - 0.50
NBZ-00167	90225	Sr-90	0.153	0.147	0.0529	0.485	0.00 - 0.50
NBZ-00167	90225	Th-228	1.47 L	0.104	0.127	3.98	0.00 - 0.50
NBZ-00167	90225	Th-229	0.0136 UL	0.0501	0.0136	0.145	0.00 - 0.50
NBZ-00167	90225	Th-230	1.26 L	0.0731	0.112	2.2	0.00 - 0.50
NBZ-00167	90225	Th-232	1.29 L	0.0183	0.113	3.1	0.00 - 0.50
NBZ-00167	90225	Th-234	1.52 J	0.24	0.134	3.19	0.00 - 0.50
NBZ-00167	90225	Tl-208	0.379	0.0163	0.0238	0.937	0.00 - 0.50
NBZ-00167	90225	Tm-171	-3.55 U	7.14	2.53	72.4	0.00 - 0.50
NBZ-00167	90225	U-233/234	1.32	0.103	0.135	2.02	0.00 - 0.50
NBZ-00167	90225	U-235/236	0.0452	0.0545	0.0221	0.151	0.00 - 0.50
NBZ-00167	90225	U-238	1.29	0.0546	0.13	1.8	0.00 - 0.50
NBZ-00168	90226	Ac-227	-0.0055 U	0.178	0.0544	0.217	0.00 - 0.50
NBZ-00168	90226	Am-241	0.0059 U	0.019	0.0054	0.0454	0.00 - 0.50
NBZ-00168	90226	Bi-212	0.771	0.109	0.0725	2.15	0.00 - 0.50
NBZ-00168	90226	Bi-214	0.693	0.0275	0.0345	1.59	0.00 - 0.50
NBZ-00168	90226	Cd-113m	-28.7 U	121	39.3	3030	0.00 - 0.50
NBZ-00168	90226	Cm-243/244	-0.0009 U	0.026	0.0062	0.0443	0.00 - 0.50
NBZ-00168	90226	Co-60	-0.0048 U	0.0145	0.0045	0.028	0.00 - 0.50
NBZ-00168	90226	Cs-134	0.0045 U	0.0132	0.0046	0.0864	0.00 - 0.50
NBZ-00168	90226	Cs-137	0.061	0.0162	0.0081	0.207	0.00 - 0.50
NBZ-00168	90226	Eu-152	-0.0132 U	0.0424	0.0141	0.0566	0.00 - 0.50
NBZ-00168	90226	Eu-154	-0.0351 U	0.0844	0.0267	0.15	0.00 - 0.50
NBZ-00168	90226	Eu-155	0.0944 SK	0.0677	0.0265	0.231	0.00 - 0.50
NBZ-00168	90226	Ho-166m	-0.0041 U	0.0229	0.007	0.0432	0.00 - 0.50
NBZ-00168	90226	K-40	20.1	0.118	1.12	32.4	0.00 - 0.50
NBZ-00168	90226	Na-22	-0.0033 U	0.0175	0.0053	0.037	0.00 - 0.50
NBZ-00168	90226	Nb-94	0.0041 U	0.0136	0.0041	0.0214	0.00 - 0.50
NBZ-00168	90226	Np-236	-0.0033 U	0.0366	0.0113	0.047	0.00 - 0.50
NBZ-00168	90226	Np-239	-0.011 U	0.123	0.0377	0.139	0.00 - 0.50
NBZ-00168	90226	Pa-231	-0.544 U J	0.738	0.265	0.936	0.00 - 0.50
NBZ-00168	90226	Pb-212	1.38	0.0314	0.0819	2.69	0.00 - 0.50
NBZ-00168	90226	Pb-214	0.755	0.0309	0.0374	1.7	0.00 - 0.50

Table A.2
Analytical Results Summary
Northern Buffer Zone, Round 1

Sample Location	Sample ID	Analyte Name	Activity	MDC	TPU	RTL	Sample Depth (feet bgs)
NBZ-00168	90226	Pu-238	0.0003 U	0.0221	0.005	0.0415	0.00 - 0.50
NBZ-00168	90226	Pu-239/240	0.0043 U	0.0273	0.0072	0.0404	0.00 - 0.50
NBZ-00168	90226	Sb-125	0.0099 U	0.0398	0.0118	0.354	0.00 - 0.50
NBZ-00168	90226	Sn-126	0.0008 U	0.0152	0.0046	0.0237	0.00 - 0.50
NBZ-00168	90226	Sr-90	0.0333 U	0.21	0.0605	0.485	0.00 - 0.50
NBZ-00168	90226	Th-228	0.767 L	0.0738	0.0836	3.98	0.00 - 0.50
NBZ-00168	90226	Th-229	-0.0067 UL	0.0943	0.0222	0.145	0.00 - 0.50
NBZ-00168	90226	Th-230	0.36 L	0.0719	0.0547	2.2	0.00 - 0.50
NBZ-00168	90226	Th-232	0.885 L	0.049	0.0889	3.1	0.00 - 0.50
NBZ-00168	90226	Th-234	1.19 J	0.286	0.142	3.19	0.00 - 0.50
NBZ-00168	90226	Tl-208	0.4	0.0142	0.0229	0.937	0.00 - 0.50
NBZ-00168	90226	Tm-171	6.64 U	14.3	4.94	72.4	0.00 - 0.50
NBZ-00168	90226	U-233/234	0.366	0.0424	0.0513	2.02	0.00 - 0.50
NBZ-00168	90226	U-235/236	0.0399	0.018	0.0165	0.151	0.00 - 0.50
NBZ-00168	90226	U-238	0.428	0.0424	0.0564	1.8	0.00 - 0.50
NBZ-00169	90227	Ac-227	-0.0339 U	0.161	0.0478	0.217	0.00 - 0.50
NBZ-00169	90227	Am-241	0.0115 U	0.0286	0.0086	0.0454	0.00 - 0.50
NBZ-00169	90227	Bi-212	0.763	0.107	0.0669	2.15	0.00 - 0.50
NBZ-00169	90227	Bi-214	0.885	0.0247	0.0417	1.59	0.00 - 0.50
NBZ-00169	90227	Cd-113m	-6.91 U	106	32	3030	0.00 - 0.50
NBZ-00169	90227	Cm-243/244	0.0058 U	0.0378	0.0102	0.0443	0.00 - 0.50
NBZ-00169	90227	Co-60	0.0007 U	0.0145	0.0043	0.028	0.00 - 0.50
NBZ-00169	90227	Cs-134	-0.0056 U	0.0119	0.0045	0.0864	0.00 - 0.50
NBZ-00169	90227	Cs-137	0.0457	0.0134	0.0069	0.207	0.00 - 0.50
NBZ-00169	90227	Eu-152	-0.0205 U	0.0379	0.0128	0.0566	0.00 - 0.50
NBZ-00169	90227	Eu-154	-0.036 U	0.0816	0.0261	0.15	0.00 - 0.50
NBZ-00169	90227	Eu-155	0.0757 SK	0.0559	0.0232	0.231	0.00 - 0.50
NBZ-00169	90227	Ho-166m	-0.0133 U	0.0212	0.0071	0.0432	0.00 - 0.50
NBZ-00169	90227	K-40	20.5	0.105	1.15	32.4	0.00 - 0.50
NBZ-00169	90227	Na-22	-0.008 U	0.0161	0.0061	0.037	0.00 - 0.50
NBZ-00169	90227	Nb-94	-0.0033 U	0.0128	0.0038	0.0214	0.00 - 0.50
NBZ-00169	90227	Np-236	0.0037 U	0.0305	0.0093	0.047	0.00 - 0.50
NBZ-00169	90227	Np-239	-0.0148 U	0.108	0.0315	0.139	0.00 - 0.50

Table A.2
Analytical Results Summary
Northern Buffer Zone, Round 1

Sample Location	Sample ID	Analyte Name	Activity	MDC	TPU	RTL	Sample Depth (feet bgs)
NBZ-00169	90227	Pa-231	-0.352 U	0.655	0.212	0.936	0.00 - 0.50
NBZ-00169	90227	Pb-212	1.1	0.0365	0.0659	2.69	0.00 - 0.50
NBZ-00169	90227	Pb-214	0.96	0.0284	0.0449	1.7	0.00 - 0.50
NBZ-00169	90227	Pu-238	-0.0022 U	0.0169	0.003	0.0415	0.00 - 0.50
NBZ-00169	90227	Pu-239/240	0.0082 U	0.0203	0.0061	0.0404	0.00 - 0.50
NBZ-00169	90227	Sb-125	0.0067 U	0.0363	0.0108	0.354	0.00 - 0.50
NBZ-00169	90227	Sn-126	0.0018 U	0.0145	0.0042	0.0237	0.00 - 0.50
NBZ-00169	90227	Sr-90	-0.001 U	0.153	0.0427	0.485	0.00 - 0.50
NBZ-00169	90227	Th-228	0.522 L	0.148	0.0799	3.98	0.00 - 0.50
NBZ-00169	90227	Th-229	-0.0849 UL	0.242	0.0622	0.145	0.00 - 0.50
NBZ-00169	90227	Th-230	0.647 L	0.22	0.0993	2.2	0.00 - 0.50
NBZ-00169	90227	Th-232	0.637 L	0.0713	0.0794	3.1	0.00 - 0.50
NBZ-00169	90227	Th-234	1.29	0.242	0.13	3.19	0.00 - 0.50
NBZ-00169	90227	Tl-208	0.349	0.0137	0.0203	0.937	0.00 - 0.50
NBZ-00169	90227	Tm-171	-4.07 U	10.3	3.58	72.4	0.00 - 0.50
NBZ-00169	90227	U-233/234	0.503	0.0666	0.0594	2.02	0.00 - 0.50
NBZ-00169	90227	U-235/236	0.0328	0.0537	0.0179	0.151	0.00 - 0.50
NBZ-00169	90227	U-238	0.441	0.0619	0.0544	1.8	0.00 - 0.50
NBZ-00170	90228	Ac-227	-0.117 U	0.21	0.0713	0.217	0.00 - 0.50
NBZ-00170	90228	Am-241	0.0097	0.018	0.0058	0.0454	0.00 - 0.50
NBZ-00170	90228	Bi-212	0.91	0.173	0.0929	2.15	0.00 - 0.50
NBZ-00170	90228	Bi-214	1.35	0.0401	0.0642	1.59	0.00 - 0.50
NBZ-00170	90228	Cd-113m	31.7 U	145	44.7	3030	0.00 - 0.50
NBZ-00170	90228	Cm-243/244	-0.0084 U	0.0286	0.0057	0.0443	0.00 - 0.50
NBZ-00170	90228	Co-60	-0.0028 U	0.0246	0.0071	0.028	0.00 - 0.50
NBZ-00170	90228	Cs-134	0.0038 U	0.0193	0.0066	0.0864	0.00 - 0.50
NBZ-00170	90228	Cs-137	0.0717	0.0225	0.0118	0.207	0.00 - 0.50
NBZ-00170	90228	Eu-152	-0.0206 U	0.0534	0.017	0.0566	0.00 - 0.50
NBZ-00170	90228	Eu-154	-0.0392 U	0.131	0.0406	0.15	0.00 - 0.50
NBZ-00170	90228	Eu-155	0.112 SK	0.0593	0.0271	0.231	0.00 - 0.50
NBZ-00170	90228	Ho-166m	0.0001 U	0.0363	0.0104	0.0432	0.00 - 0.50
NBZ-00170	90228	K-40	25.4	0.192	1.4	32.4	0.00 - 0.50
NBZ-00170	90228	Na-22	-0.004 U	0.0291	0.0099	0.037	0.00 - 0.50

Table A.2
Analytical Results Summary
Northern Buffer Zone, Round 1

Sample Location	Sample ID	Analyte Name	Activity	MDC	TPU	RTL	Sample Depth (feet bgs)
NBZ-00170	90228	Nb-94	0.0051 U	0.0211	0.0061	0.0214	0.00 - 0.50
NBZ-00170	90228	Np-236	0.0022 U	0.0335	0.0098	0.047	0.00 - 0.50
NBZ-00170	90228	Np-239	-0.116 U J	0.132	0.0497	0.139	0.00 - 0.50
NBZ-00170	90228	Pa-231	-0.143 U	0.868	0.272	0.936	0.00 - 0.50
NBZ-00170	90228	Pb-212	1.4	0.0354	0.0791	2.69	0.00 - 0.50
NBZ-00170	90228	Pb-214	1.38	0.039	0.064	1.7	0.00 - 0.50
NBZ-00170	90228	Pu-238	0.0027 U	0.0288	0.0074	0.0415	0.00 - 0.50
NBZ-00170	90228	Pu-239/240	0.0012 U	0.0174	0.0038	0.0404	0.00 - 0.50
NBZ-00170	90228	Sb-125	-0.0035 U	0.0556	0.0164	0.354	0.00 - 0.50
NBZ-00170	90228	Sn-126	0.0014 U	0.0232	0.0067	0.0237	0.00 - 0.50
NBZ-00170	90228	Sr-90	0.0499 U	0.167	0.0491	0.485	0.00 - 0.50
NBZ-00170	90228	Th-228	1.07	0.086	0.105	3.98	0.00 - 0.50
NBZ-00170	90228	Th-229	-0.0139 U	0.116	0.0278	0.145	0.00 - 0.50
NBZ-00170	90228	Th-230	1.06	0.104	0.104	2.2	0.00 - 0.50
NBZ-00170	90228	Th-232	1.07	0.0187	0.101	3.1	0.00 - 0.50
NBZ-00170	90228	Th-234	1.62	0.229	0.138	3.19	0.00 - 0.50
NBZ-00170	90228	Tl-208	0.452	0.0209	0.0281	0.937	0.00 - 0.50
NBZ-00170	90228	Tm-171	0.344 U	7.55	2.6	72.4	0.00 - 0.50
NBZ-00170	90228	U-233/234	0.923	0.0835	0.0925	2.02	0.00 - 0.50
NBZ-00170	90228	U-235/236	0.0467	0.0539	0.0205	0.151	0.00 - 0.50
NBZ-00170	90228	U-238	0.959	0.0307	0.0927	1.8	0.00 - 0.50
NBZ-00171	90229	Ac-227	-0.0504 U	0.164	0.05	0.217	0.00 - 0.50
NBZ-00171	90229	Am-241	0.0051	0.0143	0.0042	0.0454	0.00 - 0.50
NBZ-00171	90229	Bi-212	0.891	0.108	0.077	2.15	0.00 - 0.50
NBZ-00171	90229	Bi-214	1.01	0.0257	0.0476	1.59	0.00 - 0.50
NBZ-00171	90229	Cd-113m	53.3 U	112	34.8	3030	0.00 - 0.50
NBZ-00171	90229	Cm-243/244	0.0019 U	0.0204	0.0048	0.0443	0.00 - 0.50
NBZ-00171	90229	Co-60	0 U	0.0145	0.0042	0.028	0.00 - 0.50
NBZ-00171	90229	Cs-134	0.0024 U	0.0123	0.0043	0.0864	0.00 - 0.50
NBZ-00171	90229	Cs-137	0.0388	0.0152	0.0064	0.207	0.00 - 0.50
NBZ-00171	90229	Eu-152	-0.0172 U	0.0403	0.0145	0.0566	0.00 - 0.50
NBZ-00171	90229	Eu-154	-0.074 U J	0.0774	0.0303	0.15	0.00 - 0.50
NBZ-00171	90229	Eu-155	0.0671 SK	0.0558	0.0237	0.231	0.00 - 0.50

Table A.2
Analytical Results Summary
Northern Buffer Zone, Round 1

Sample Location	Sample ID	Analyte Name	Activity	MDC	TPU	RTL	Sample Depth (feet bgs)
NBZ-00171	90229	Ho-166m	-0.0074 U	0.0226	0.0069	0.0432	0.00 - 0.50
NBZ-00171	90229	K-40	20.2	0.112	1.1	32.4	0.00 - 0.50
NBZ-00171	90229	Na-22	-0.0081 U	0.0163	0.0054	0.037	0.00 - 0.50
NBZ-00171	90229	Nb-94	0.0088 JSK	0.0134	0.0043	0.0214	0.00 - 0.50
NBZ-00171	90229	Np-236	-0.004 U	0.0311	0.0096	0.047	0.00 - 0.50
NBZ-00171	90229	Np-239	-0.0053 U	0.11	0.0323	0.139	0.00 - 0.50
NBZ-00171	90229	Pa-231	-0.0742 U	0.693	0.221	0.936	0.00 - 0.50
NBZ-00171	90229	Pb-212	1.39	0.0278	0.0745	2.69	0.00 - 0.50
NBZ-00171	90229	Pb-214	1.14	0.0297	0.0508	1.7	0.00 - 0.50
NBZ-00171	90229	Pu-238	-0.0009 U	0.0166	0.003	0.0415	0.00 - 0.50
NBZ-00171	90229	Pu-239/240	0.0069	0.0134	0.0045	0.0404	0.00 - 0.50
NBZ-00171	90229	Sb-125	0.0126 U	0.0382	0.0117	0.354	0.00 - 0.50
NBZ-00171	90229	Sn-126	0.003 U	0.0149	0.0043	0.0237	0.00 - 0.50
NBZ-00171	90229	Sr-90	0.0983 U	0.235	0.0713	0.485	0.00 - 0.50
NBZ-00171	90229	Th-228	1.3	0.098	0.112	3.98	0.00 - 0.50
NBZ-00171	90229	Th-229	-0.006 U	0.0951	0.0232	0.145	0.00 - 0.50
NBZ-00171	90229	Th-230	0.872	0.0843	0.0864	2.2	0.00 - 0.50
NBZ-00171	90229	Th-232	0.983	0.0642	0.0916	3.1	0.00 - 0.50
NBZ-00171	90229	Th-234	1.4	0.235	0.127	3.19	0.00 - 0.50
NBZ-00171	90229	Tl-208	0.427	0.0146	0.0241	0.937	0.00 - 0.50
NBZ-00171	90229	Tm-171	-1.03 U	9.51	3.21	72.4	0.00 - 0.50
NBZ-00171	90229	U-233/234	0.874	0.057	0.0929	2.02	0.00 - 0.50
NBZ-00171	90229	U-235/236	0.0281	0.019	0.0142	0.151	0.00 - 0.50
NBZ-00171	90229	U-238	0.912	0.0448	0.0953	1.8	0.00 - 0.50
NBZ-00172	90230	Ac-227	-0.0113 U	0.197	0.0593	0.217	0.00 - 0.50
NBZ-00172	90230	Am-241	-0.0011 U	0.03	0.0072	0.0454	0.00 - 0.50
NBZ-00172	90230	Bi-212	0.854	0.133	0.0836	2.15	0.00 - 0.50
NBZ-00172	90230	Bi-214	1.05	0.0318	0.0498	1.59	0.00 - 0.50
NBZ-00172	90230	Cd-113m	-19.2 U	131	41.1	3030	0.00 - 0.50
NBZ-00172	90230	Cm-243/244	0.0005 U	0.0287	0.007	0.0443	0.00 - 0.50
NBZ-00172	90230	Co-60	0.0103 J	0.018	0.0055	0.028	0.00 - 0.50
NBZ-00172	90230	Cs-134	0.0085 JSK	0.0158	0.0055	0.0864	0.00 - 0.50
NBZ-00172	90230	Cs-137	0.064	0.0184	0.0082	0.207	0.00 - 0.50

Table A.2
Analytical Results Summary
Northern Buffer Zone, Round 1

Sample Location	Sample ID	Analyte Name	Activity	MDC	TPU	RTL	Sample Depth (feet bgs)
NBZ-00172	90230	Eu-152	-0.002 U	0.0466	0.0193	0.0566	0.00 - 0.50
NBZ-00172	90230	Eu-154	0.0269 U	0.102	0.035	0.15	0.00 - 0.50
NBZ-00172	90230	Eu-155	0.0709 SK	0.0684	0.0241	0.231	0.00 - 0.50
NBZ-00172	90230	Ho-166m	-0.0111 U	0.026	0.0083	0.0432	0.00 - 0.50
NBZ-00172	90230	K-40	23.6	0.117	1.35	32.4	0.00 - 0.50
NBZ-00172	90230	Na-22	-0.0036 U	0.0201	0.0069	0.037	0.00 - 0.50
NBZ-00172	90230	Nb-94	0.0041 U	0.0161	0.0048	0.0214	0.00 - 0.50
NBZ-00172	90230	Np-236	-0.0005 U	0.0374	0.0114	0.047	0.00 - 0.50
NBZ-00172	90230	Np-239	0.0545 U	0.134	0.0419	0.139	0.00 - 0.50
NBZ-00172	90230	Pa-231	0.0115 U	0.814	0.245	0.936	0.00 - 0.50
NBZ-00172	90230	Pb-212	1.38	0.0328	0.0876	2.69	0.00 - 0.50
NBZ-00172	90230	Pb-214	1.17	0.0338	0.0583	1.7	0.00 - 0.50
NBZ-00172	90230	Pu-238	0.0099	0.0172	0.0058	0.0415	0.00 - 0.50
NBZ-00172	90230	Pu-239/240	0.0024 U	0.0218	0.0054	0.0404	0.00 - 0.50
NBZ-00172	90230	Sb-125	-0.0008 U	0.0448	0.0137	0.354	0.00 - 0.50
NBZ-00172	90230	Sn-126	-0.0011 U	0.0175	0.0052	0.0237	0.00 - 0.50
NBZ-00172	90230	Sr-90	0.0892 U	0.272	0.0812	0.485	0.00 - 0.50
NBZ-00172	90230	Th-228	1.31 L	0.101	0.119	3.98	0.00 - 0.50
NBZ-00172	90230	Th-229	0.021 UL	0.0916	0.0252	0.145	0.00 - 0.50
NBZ-00172	90230	Th-230	0.871 L	0.0984	0.0924	2.2	0.00 - 0.50
NBZ-00172	90230	Th-232	1.3 L	0.0188	0.115	3.1	0.00 - 0.50
NBZ-00172	90230	Th-234	1.3 J	0.301	0.15	3.19	0.00 - 0.50
NBZ-00172	90230	Tl-208	0.448	0.0165	0.0262	0.937	0.00 - 0.50
NBZ-00172	90230	Tm-171	-3.75 U	12.2	4.4	72.4	0.00 - 0.50
NBZ-00172	90230	U-233/234	0.635	0.103	0.0892	2.02	0.00 - 0.50
NBZ-00172	90230	U-235/236	0.0675	0.0811	0.0313	0.151	0.00 - 0.50
NBZ-00172	90230	U-238	0.926	0.053	0.11	1.8	0.00 - 0.50
NBZ-00173	90231	Ac-227	0.0082 U	0.201	0.0616	0.217	0.00 - 0.50
NBZ-00173	90231	Am-241	0.0072	0.0166	0.0051	0.0454	0.00 - 0.50
NBZ-00173	90231	Bi-212	0.893	0.127	0.0792	2.15	0.00 - 0.50
NBZ-00173	90231	Bi-214	1.46	0.0307	0.0647	1.59	0.00 - 0.50
NBZ-00173	90231	Cd-113m	-5.3 U	133	44.3	3030	0.00 - 0.50
NBZ-00173	90231	Cm-243/244	-0.0126 U	0.0312	0.0065	0.0443	0.00 - 0.50

Table A.2
Analytical Results Summary
Northern Buffer Zone, Round 1

Sample Location	Sample ID	Analyte Name	Activity	MDC	TPU	RTL	Sample Depth (feet bgs)
NBZ-00173	90231	Co-60	-0.0021 U	0.0176	0.0051	0.028	0.00 - 0.50
NBZ-00173	90231	Cs-134	0.0042 U	0.015	0.0052	0.0864	0.00 - 0.50
NBZ-00173	90231	Cs-137	0.101	0.017	0.0096	0.207	0.00 - 0.50
NBZ-00173	90231	Eu-152	-0.0352 U	0.0489	0.0199	0.0566	0.00 - 0.50
NBZ-00173	90231	Eu-154	0.0175 U	0.102	0.0347	0.15	0.00 - 0.50
NBZ-00173	90231	Eu-155	0.0355 SK	0.0669	0.0231	0.231	0.00 - 0.50
NBZ-00173	90231	Ho-166m	0.0067 U	0.0279	0.0085	0.0432	0.00 - 0.50
NBZ-00173	90231	K-40	24.5	0.146	1.46	32.4	0.00 - 0.50
NBZ-00173	90231	Na-22	-0.0063 U	0.0224	0.0082	0.037	0.00 - 0.50
NBZ-00173	90231	Nb-94	-0.0001 U	0.016	0.0049	0.0214	0.00 - 0.50
NBZ-00173	90231	Np-236	-0.0037 U	0.0377	0.0116	0.047	0.00 - 0.50
NBZ-00173	90231	Np-239	0.0296 U	0.136	0.042	0.139	0.00 - 0.50
NBZ-00173	90231	Pa-231	-0.0442 U	0.858	0.265	0.936	0.00 - 0.50
NBZ-00173	90231	Pb-212	1.25	0.0338	0.0771	2.69	0.00 - 0.50
NBZ-00173	90231	Pb-214	1.61	0.035	0.0766	1.7	0.00 - 0.50
NBZ-00173	90231	Pu-238	0.0039 U	0.0119	0.0034	0.0415	0.00 - 0.50
NBZ-00173	90231	Pu-239/240	0.0051	0.0119	0.0036	0.0404	0.00 - 0.50
NBZ-00173	90231	Sb-125	-0.0002 U	0.0452	0.0134	0.354	0.00 - 0.50
NBZ-00173	90231	Sn-126	-0.0026 U	0.0179	0.0055	0.0237	0.00 - 0.50
NBZ-00173	90231	Sr-90	0.873	0.228	0.136	0.485	0.00 - 0.50
NBZ-00173	90231	Th-228	1.05	0.08	0.105	3.98	0.00 - 0.50
NBZ-00173	90231	Th-229	0.0218 U	0.0674	0.0192	0.145	0.00 - 0.50
NBZ-00173	90231	Th-230	1.11	0.0779	0.107	2.2	0.00 - 0.50
NBZ-00173	90231	Th-232	0.953	0.0196	0.0958	3.1	0.00 - 0.50
NBZ-00173	90231	Th-234	1.51	0.295	0.153	3.19	0.00 - 0.50
NBZ-00173	90231	Tl-208	0.386	0.0166	0.023	0.937	0.00 - 0.50
NBZ-00173	90231	Tm-171	-3.86 U	11.7	4	72.4	0.00 - 0.50
NBZ-00173	90231	U-233/234	1.01	0.0533	0.0999	2.02	0.00 - 0.50
NBZ-00173	90231	U-235/236	0.0657	0.0178	0.0212	0.151	0.00 - 0.50
NBZ-00173	90231	U-238	1.18	0.0419	0.111	1.8	0.00 - 0.50
NBZ-00174	90232	Ac-227	-0.051 U	0.171	0.0517	0.217	0.00 - 0.50
NBZ-00174	90232	Am-241	0.0078 U	0.0211	0.0062	0.0454	0.00 - 0.50
NBZ-00174	90232	Bi-212	0.84	0.116	0.0723	2.15	0.00 - 0.50

Table A.2
Analytical Results Summary
Northern Buffer Zone, Round 1

Sample Location	Sample ID	Analyte Name	Activity	MDC	TPU	RTL	Sample Depth (feet bgs)
NBZ-00174	90232	Bi-214	0.983	0.0268	0.0459	1.59	0.00 - 0.50
NBZ-00174	90232	Cd-113m	-2.81 U	115	34.6	3030	0.00 - 0.50
NBZ-00174	90232	Cm-243/244	0.0039 U	0.0295	0.0079	0.0443	0.00 - 0.50
NBZ-00174	90232	Co-60	-0.0039 U	0.0156	0.0048	0.028	0.00 - 0.50
NBZ-00174	90232	Cs-134	0.0028 U	0.013	0.0045	0.0864	0.00 - 0.50
NBZ-00174	90232	Cs-137	0.022	0.0157	0.0058	0.207	0.00 - 0.50
NBZ-00174	90232	Eu-152	0.0038 U	0.0425	0.0135	0.0566	0.00 - 0.50
NBZ-00174	90232	Eu-154	0.0277 U	0.0924	0.0313	0.15	0.00 - 0.50
NBZ-00174	90232	Eu-155	0.0694 SK	0.0602	0.023	0.231	0.00 - 0.50
NBZ-00174	90232	Ho-166m	0.0023 U	0.0238	0.0068	0.0432	0.00 - 0.50
NBZ-00174	90232	K-40	23.5	0.113	1.31	32.4	0.00 - 0.50
NBZ-00174	90232	Na-22	-0.0009 U	0.0187	0.0056	0.037	0.00 - 0.50
NBZ-00174	90232	Nb-94	0.0059 U	0.0137	0.0041	0.0214	0.00 - 0.50
NBZ-00174	90232	Np-236	-0.0028 U	0.0331	0.0101	0.047	0.00 - 0.50
NBZ-00174	90232	Np-239	-0.0334 U	0.118	0.0354	0.139	0.00 - 0.50
NBZ-00174	90232	Pa-231	-0.0615 U	0.711	0.216	0.936	0.00 - 0.50
NBZ-00174	90232	Pb-212	1.43	0.0292	0.084	2.69	0.00 - 0.50
NBZ-00174	90232	Pb-214	1.12	0.0287	0.0527	1.7	0.00 - 0.50
NBZ-00174	90232	Pu-238	-0.0145 U	0.0333	0.0077	0.0415	0.00 - 0.50
NBZ-00174	90232	Pu-239/240	0.0043 U	0.019	0.0052	0.0404	0.00 - 0.50
NBZ-00174	90232	Sb-125	0.0213 JSK	0.0402	0.0127	0.354	0.00 - 0.50
NBZ-00174	90232	Sn-126	-0.0085 U	0.0149	0.0049	0.0237	0.00 - 0.50
NBZ-00174	90232	Sr-90	0.0469 U	0.255	0.0732	0.485	0.00 - 0.50
NBZ-00174	90232	Th-228	1.43 L	0.0973	0.123	3.98	0.00 - 0.50
NBZ-00174	90232	Th-229	0.0134 UL	0.0877	0.0232	0.145	0.00 - 0.50
NBZ-00174	90232	Th-230	1.26 L	0.0491	0.11	2.2	0.00 - 0.50
NBZ-00174	90232	Th-232	1.4 L	0.049	0.118	3.1	0.00 - 0.50
NBZ-00174	90232	Th-234	1.89	0.265	0.179	3.19	0.00 - 0.50
NBZ-00174	90232	Tl-208	0.459	0.0143	0.0253	0.937	0.00 - 0.50
NBZ-00174	90232	Tm-171	-1.43 U	11	3.7	72.4	0.00 - 0.50
NBZ-00174	90232	U-233/234	1.18	0.0543	0.102	2.02	0.00 - 0.50
NBZ-00174	90232	U-235/236	0.053	0.03	0.017	0.151	0.00 - 0.50
NBZ-00174	90232	U-238	1.17	0.03	0.1	1.8	0.00 - 0.50

Table A.2
Analytical Results Summary
Northern Buffer Zone, Round 1

Sample Location	Sample ID	Analyte Name	Activity	MDC	TPU	RTL	Sample Depth (feet bgs)
NBZ-00175	90233	Ac-227	-0.0667 U	0.189	0.0607	0.217	0.00 - 0.50
NBZ-00175	90233	Am-241	0.013	0.0225	0.0076	0.0454	0.00 - 0.50
NBZ-00175	90233	Bi-212	0.863	0.151	0.0869	2.15	0.00 - 0.50
NBZ-00175	90233	Bi-214	1.04	0.0351	0.0514	1.59	0.00 - 0.50
NBZ-00175	90233	Cd-113m	9.74 U	129	39.5	3030	0.00 - 0.50
NBZ-00175	90233	Cm-243/244	-0.0063 U	0.0409	0.0091	0.0443	0.00 - 0.50
NBZ-00175	90233	Co-60	0.0097 U	0.0233	0.0068	0.028	0.00 - 0.50
NBZ-00175	90233	Cs-134	-0.0002 U	0.0177	0.0061	0.0864	0.00 - 0.50
NBZ-00175	90233	Cs-137	0.152	0.0229	0.013	0.207	0.00 - 0.50
NBZ-00175	90233	Eu-152	-0.0274 U	0.0482	0.0162	0.0566	0.00 - 0.50
NBZ-00175	90233	Eu-154	-0.0665 U	0.121	0.0403	0.15	0.00 - 0.50
NBZ-00175	90233	Eu-155	0.0819 SK	0.0538	0.0247	0.231	0.00 - 0.50
NBZ-00175	90233	Ho-166m	0.0115 U	0.0331	0.0097	0.0432	0.00 - 0.50
NBZ-00175	90233	K-40	22.6	0.161	1.24	32.4	0.00 - 0.50
NBZ-00175	90233	Na-22	-0.02 U J	0.0244	0.0088	0.037	0.00 - 0.50
NBZ-00175	90233	Nb-94	0.0082 U	0.0192	0.0057	0.0214	0.00 - 0.50
NBZ-00175	90233	Np-236	-0.008 U	0.0299	0.0094	0.047	0.00 - 0.50
NBZ-00175	90233	Np-239	0.0616 J	0.125	0.0401	0.139	0.00 - 0.50
NBZ-00175	90233	Pa-231	-0.163 U	0.797	0.251	0.936	0.00 - 0.50
NBZ-00175	90233	Pb-212	1.34	0.0315	0.0753	2.69	0.00 - 0.50
NBZ-00175	90233	Pb-214	1.06	0.0343	0.0503	1.7	0.00 - 0.50
NBZ-00175	90233	Pu-238	-0.0008 U	0.0426	0.0089	0.0415	0.00 - 0.50
NBZ-00175	90233	Pu-239/240	0.0026 U	0.0371	0.0082	0.0404	0.00 - 0.50
NBZ-00175	90233	Sb-125	0.0084 U	0.0498	0.0146	0.354	0.00 - 0.50
NBZ-00175	90233	Sn-126	-0.0009 U	0.0205	0.0059	0.0237	0.00 - 0.50
NBZ-00175	90233	Sr-90	0.03 U	0.24	0.0689	0.485	0.00 - 0.50
NBZ-00175	90233	Th-228	0.432 L	0.11	0.0676	3.98	0.00 - 0.50
NBZ-00175	90233	Th-229	-0.0152 UL	0.132	0.0322	0.145	0.00 - 0.50
NBZ-00175	90233	Th-230	0.439 L	0.12	0.069	2.2	0.00 - 0.50
NBZ-00175	90233	Th-232	0.498 L	0.0556	0.0673	3.1	0.00 - 0.50
NBZ-00175	90233	Th-234	1.45	0.213	0.125	3.19	0.00 - 0.50
NBZ-00175	90233	Tl-208	0.445	0.0187	0.0268	0.937	0.00 - 0.50
NBZ-00175	90233	Tm-171	0.528 U	6.89	2.37	72.4	0.00 - 0.50

Table A.2
Analytical Results Summary
Northern Buffer Zone, Round 1

Sample Location	Sample ID	Analyte Name	Activity	MDC	TPU	RTL	Sample Depth (feet bgs)
NBZ-00175	90233	U-233/234	0.357	0.0933	0.0693	2.02	0.00 - 0.50
NBZ-00175	90233	U-235/236	0.0418	0.0812	0.0273	0.151	0.00 - 0.50
NBZ-00175	90233	U-238	0.371	0.0279	0.068	1.8	0.00 - 0.50
NBZ-00176	90234	Ac-227	0.0199 U	0.258	0.0779	0.217	0.00 - 0.50
NBZ-00176	90234	Am-241	-0.0051 U	0.0381	0.0083	0.0454	0.00 - 0.50
NBZ-00176	90234	Bi-212	1.04	0.194	0.131	2.15	0.00 - 0.50
NBZ-00176	90234	Bi-214	1.59 Y	0.0421	0.0744	1.59	0.00 - 0.50
NBZ-00176	90234	Cd-113m	-189 U J	168	76	3030	0.00 - 0.50
NBZ-00176	90234	Cm-243/244	-0.0135 U	0.0449	0.0093	0.0443	0.00 - 0.50
NBZ-00176	90234	Co-60	-0.0116 U	0.0249	0.008	0.028	0.00 - 0.50
NBZ-00176	90234	Cs-134	0.0056 U	0.0223	0.0077	0.0864	0.00 - 0.50
NBZ-00176	90234	Cs-137	0.0062 U	0.0273	0.0092	0.207	0.00 - 0.50
NBZ-00176	90234	Eu-152	-0.0148 U	0.0644	0.0352	0.0566	0.00 - 0.50
NBZ-00176	90234	Eu-154	0.0106 U	0.141	0.0476	0.15	0.00 - 0.50
NBZ-00176	90234	Eu-155	0.0665 JSK	0.0834	0.029	0.231	0.00 - 0.50
NBZ-00176	90234	Ho-166m	-0.0095 U	0.0399	0.0123	0.0432	0.00 - 0.50
NBZ-00176	90234	K-40	25.2	0.185	1.36	32.4	0.00 - 0.50
NBZ-00176	90234	Na-22	-0.0167 U	0.0295	0.0099	0.037	0.00 - 0.50
NBZ-00176	90234	Nb-94	0.0008 U	0.023	0.0068	0.0214	0.00 - 0.50
NBZ-00176	90234	Np-236	0.0184 U	0.0461	0.0142	0.047	0.00 - 0.50
NBZ-00176	90234	Np-239	0.0097 U	0.172	0.0519	0.139	0.00 - 0.50
NBZ-00176	90234	Pa-231	-0.632 U	1.07	0.413	0.936	0.00 - 0.50
NBZ-00176	90234	Pb-212	1.7	0.0428	0.0945	2.69	0.00 - 0.50
NBZ-00176	90234	Pb-214	1.74 Y	0.0465	0.0799	1.7	0.00 - 0.50
NBZ-00176	90234	Pu-238	0.0059	0.0054	0.0034	0.0415	0.00 - 0.50
NBZ-00176	90234	Pu-239/240	0.0042 U	0.0199	0.0053	0.0404	0.00 - 0.50
NBZ-00176	90234	Sb-125	-0.0127 U	0.0618	0.0185	0.354	0.00 - 0.50
NBZ-00176	90234	Sn-126	0.0029 U	0.0262	0.0078	0.0237	0.00 - 0.50
NBZ-00176	90234	Sr-90	0.417	0.221	0.0924	0.485	0.00 - 0.50
NBZ-00176	90234	Th-228	1.49 L	0.0714	0.124	3.98	0.00 - 0.50
NBZ-00176	90234	Th-229	0.0194 UL	0.0602	0.0172	0.145	0.00 - 0.50
NBZ-00176	90234	Th-230	1.6 L	0.06	0.128	2.2	0.00 - 0.50
NBZ-00176	90234	Th-232	1.59 L	0.0474	0.128	3.1	0.00 - 0.50

Table A.2
Analytical Results Summary
Northern Buffer Zone, Round 1

Sample Location	Sample ID	Analyte Name	Activity	MDC	TPU	RTL	Sample Depth (feet bgs)
NBZ-00176	90234	Th-234	2.45 J	0.337	0.195	3.19	0.00 - 0.50
NBZ-00176	90234	Tl-208	0.572	0.0234	0.0344	0.937	0.00 - 0.50
NBZ-00176	90234	Tm-171	4.95 U	10.6	4.6	72.4	0.00 - 0.50
NBZ-00176	90234	U-233/234	1.27	0.0694	0.129	2.02	0.00 - 0.50
NBZ-00176	90234	U-235/236	0.0817	0.0674	0.0302	0.151	0.00 - 0.50
NBZ-00176	90234	U-238	1.34	0.0187	0.133	1.8	0.00 - 0.50
NBZ-00177	90235	Ac-227	-0.0795 U	0.15	0.0485	0.217	0.00 - 0.50
NBZ-00177	90235	Am-241	-0.0146 U	0.04	0.0093	0.0454	0.00 - 0.50
NBZ-00177	90235	Bi-212	0.805	0.103	0.0695	2.15	0.00 - 0.50
NBZ-00177	90235	Bi-214	0.812	0.0249	0.039	1.59	0.00 - 0.50
NBZ-00177	90235	Cd-113m	7.24 U	101	30.7	3030	0.00 - 0.50
NBZ-00177	90235	Cm-243/244	0.0037 U	0.0306	0.0082	0.0443	0.00 - 0.50
NBZ-00177	90235	Co-60	0.0077 J	0.0143	0.0043	0.028	0.00 - 0.50
NBZ-00177	90235	Cs-134	-0.0015 U	0.0118	0.0042	0.0864	0.00 - 0.50
NBZ-00177	90235	Cs-137	0.0301	0.0138	0.0055	0.207	0.00 - 0.50
NBZ-00177	90235	Eu-152	-0.017 U	0.037	0.0134	0.0566	0.00 - 0.50
NBZ-00177	90235	Eu-154	-0.0293 U	0.0771	0.0244	0.15	0.00 - 0.50
NBZ-00177	90235	Eu-155	0.0647 SK	0.0516	0.022	0.231	0.00 - 0.50
NBZ-00177	90235	Ho-166m	0.0048 U	0.0222	0.0065	0.0432	0.00 - 0.50
NBZ-00177	90235	K-40	20.4	0.105	1.11	32.4	0.00 - 0.50
NBZ-00177	90235	Na-22	-0.0005 U	0.0159	0.0048	0.037	0.00 - 0.50
NBZ-00177	90235	Nb-94	0.0038 U	0.0125	0.0037	0.0214	0.00 - 0.50
NBZ-00177	90235	Np-236	-0.0129 U	0.0293	0.0096	0.047	0.00 - 0.50
NBZ-00177	90235	Np-239	-0.0554 U	0.102	0.033	0.139	0.00 - 0.50
NBZ-00177	90235	Pa-231	0.0634 U	0.635	0.193	0.936	0.00 - 0.50
NBZ-00177	90235	Pb-212	1.23	0.0252	0.066	2.69	0.00 - 0.50
NBZ-00177	90235	Pb-214	0.842	0.0275	0.0385	1.7	0.00 - 0.50
NBZ-00177	90235	Pu-238	-0.0026 U	0.014	0.0026	0.0415	0.00 - 0.50
NBZ-00177	90235	Pu-239/240	0.0078	0.0096	0.0037	0.0404	0.00 - 0.50
NBZ-00177	90235	Sb-125	0.0111 U	0.0349	0.0106	0.354	0.00 - 0.50
NBZ-00177	90235	Sn-126	0.0034 U	0.0142	0.0042	0.0237	0.00 - 0.50
NBZ-00177	90235	Sr-90	0.107 U	0.29	0.0871	0.485	0.00 - 0.50
NBZ-00177	90235	Th-228	1.38 L	0.0244	0.134	3.98	0.00 - 0.50

Table A.2
Analytical Results Summary
Northern Buffer Zone, Round 1

Sample Location	Sample ID	Analyte Name	Activity	MDC	TPU	RTL	Sample Depth (feet bgs)
NBZ-00177	90235	Th-229	0.0349 L	0.0811	0.0248	0.145	0.00 - 0.50
NBZ-00177	90235	Th-230	0.74 L	0.123	0.0945	2.2	0.00 - 0.50
NBZ-00177	90235	Th-232	1.3 L	0.0235	0.127	3.1	0.00 - 0.50
NBZ-00177	90235	Th-234	1.32	0.224	0.126	3.19	0.00 - 0.50
NBZ-00177	90235	Tl-208	0.381	0.0132	0.0217	0.937	0.00 - 0.50
NBZ-00177	90235	Tm-171	-2.13 U	8.69	2.98	72.4	0.00 - 0.50
NBZ-00177	90235	U-233/234	0.727	0.0841	0.0857	2.02	0.00 - 0.50
NBZ-00177	90235	U-235/236	0.0379	0.0206	0.0172	0.151	0.00 - 0.50
NBZ-00177	90235	U-238	0.756	0.0616	0.0866	1.8	0.00 - 0.50
NBZ-00178	90236	Ac-227	-0.0719 U	0.195	0.0619	0.217	0.00 - 0.50
NBZ-00178	90236	Am-241	-0.0039 U	0.0344	0.0073	0.0454	0.00 - 0.50
NBZ-00178	90236	Bi-212	0.675	0.133	0.0851	2.15	0.00 - 0.50
NBZ-00178	90236	Bi-214	1.04	0.03	0.0497	1.59	0.00 - 0.50
NBZ-00178	90236	Cd-113m	42.3 U	135	44.6	3030	0.00 - 0.50
NBZ-00178	90236	Cm-243/244	0.0101 U	0.0322	0.0092	0.0443	0.00 - 0.50
NBZ-00178	90236	Co-60	0.0061 U	0.0187	0.0055	0.028	0.00 - 0.50
NBZ-00178	90236	Cs-134	0.0024 U	0.0148	0.005	0.0864	0.00 - 0.50
NBZ-00178	90236	Cs-137	0.067	0.0176	0.0126	0.207	0.00 - 0.50
NBZ-00178	90236	Eu-152	-0.006 U	0.0473	0.0167	0.0566	0.00 - 0.50
NBZ-00178	90236	Eu-154	-0.0057 U	0.0974	0.0283	0.15	0.00 - 0.50
NBZ-00178	90236	Eu-155	0.0567 JSK	0.0702	0.0243	0.231	0.00 - 0.50
NBZ-00178	90236	Ho-166m	-0.0001 U	0.0273	0.0081	0.0432	0.00 - 0.50
NBZ-00178	90236	K-40	21.7	0.135	1.17	32.4	0.00 - 0.50
NBZ-00178	90236	Na-22	-0.0001 U	0.0212	0.0072	0.037	0.00 - 0.50
NBZ-00178	90236	Nb-94	0.0099 JSK	0.0166	0.0053	0.0214	0.00 - 0.50
NBZ-00178	90236	Np-236	0.0009 U	0.0373	0.0109	0.047	0.00 - 0.50
NBZ-00178	90236	Np-239	-0.0563 U	0.13	0.0417	0.139	0.00 - 0.50
NBZ-00178	90236	Pa-231	0.201 U	0.818	0.269	0.936	0.00 - 0.50
NBZ-00178	90236	Pb-212	1.33	0.0329	0.0755	2.69	0.00 - 0.50
NBZ-00178	90236	Pb-214	1.09	0.0357	0.0518	1.7	0.00 - 0.50
NBZ-00178	90236	Pu-238	-0.0043 U	0.0179	0.0032	0.0415	0.00 - 0.50
NBZ-00178	90236	Pu-239/240	0.0124	0.0126	0.0055	0.0404	0.00 - 0.50
NBZ-00178	90236	Sb-125	0.0029 U	0.046	0.0133	0.354	0.00 - 0.50

Table A.2
Analytical Results Summary
Northern Buffer Zone, Round 1

Sample Location	Sample ID	Analyte Name	Activity	MDC	TPU	RTL	Sample Depth (feet bgs)
NBZ-00178	90236	Sn-126	0.0111 J	0.0188	0.006	0.0237	0.00 - 0.50
NBZ-00178	90236	Sr-90	-0.0063 U	0.196	0.0538	0.485	0.00 - 0.50
NBZ-00178	90236	Th-228	1.41 L	0.0855	0.13	3.98	0.00 - 0.50
NBZ-00178	90236	Th-229	0.0546 L	0.11	0.0341	0.145	0.00 - 0.50
NBZ-00178	90236	Th-230	1.03 L	0.0838	0.106	2.2	0.00 - 0.50
NBZ-00178	90236	Th-232	1.36 L	0.0571	0.125	3.1	0.00 - 0.50
NBZ-00178	90236	Th-234	1.34	0.3	0.155	3.19	0.00 - 0.50
NBZ-00178	90236	Tl-208	0.408	0.0169	0.0237	0.937	0.00 - 0.50
NBZ-00178	90236	Tm-171	-3.33 U	12.6	4.5	72.4	0.00 - 0.50
NBZ-00178	90236	U-233/234	0.893	0.0703	0.0916	2.02	0.00 - 0.50
NBZ-00178	90236	U-235/236	0.0226	0.05	0.0157	0.151	0.00 - 0.50
NBZ-00178	90236	U-238	0.867	0.0139	0.0881	1.8	0.00 - 0.50
NBZ-00179	90237	Ac-227	-0.177 U J	0.21	0.0767	0.217	0.00 - 0.50
NBZ-00179	90237	Am-241	0.0112	0.022	0.007	0.0454	0.00 - 0.50
NBZ-00179	90237	Bi-212	0.886	0.141	0.0743	2.15	0.00 - 0.50
NBZ-00179	90237	Bi-214	1.26	0.0342	0.0608	1.59	0.00 - 0.50
NBZ-00179	90237	Cd-113m	-23 U	144	43.5	3030	0.00 - 0.50
NBZ-00179	90237	Cm-243/244	0.0069 U	0.022	0.0063	0.0443	0.00 - 0.50
NBZ-00179	90237	Co-60	0.0025 U	0.0196	0.0057	0.028	0.00 - 0.50
NBZ-00179	90237	Cs-134	0.0011 U	0.0165	0.0056	0.0864	0.00 - 0.50
NBZ-00179	90237	Cs-137	0.0569	0.0197	0.0088	0.207	0.00 - 0.50
NBZ-00179	90237	Eu-152	0.0336 J	0.0548	0.0212	0.0566	0.00 - 0.50
NBZ-00179	90237	Eu-154	-0.019 U	0.104	0.0359	0.15	0.00 - 0.50
NBZ-00179	90237	Eu-155	0.0342 U	0.0801	0.0257	0.231	0.00 - 0.50
NBZ-00179	90237	Ho-166m	-0.0058 U	0.0286	0.0087	0.0432	0.00 - 0.50
NBZ-00179	90237	K-40	21.2	0.144	1.16	32.4	0.00 - 0.50
NBZ-00179	90237	Na-22	-0.0133 U	0.0229	0.0077	0.037	0.00 - 0.50
NBZ-00179	90237	Nb-94	0.0126 JSK	0.0178	0.0059	0.0214	0.00 - 0.50
NBZ-00179	90237	Np-236	-0.0158 U	0.0425	0.0137	0.047	0.00 - 0.50
NBZ-00179	90237	Np-239	0.0668 U	0.151	0.0471	0.139	0.00 - 0.50
NBZ-00179	90237	Pa-231	-0.289 U	0.897	0.302	0.936	0.00 - 0.50
NBZ-00179	90237	Pb-212	1.31	0.0371	0.0796	2.69	0.00 - 0.50
NBZ-00179	90237	Pb-214	1.44	0.038	0.0677	1.7	0.00 - 0.50

Table A.2
Analytical Results Summary
Northern Buffer Zone, Round 1

Sample Location	Sample ID	Analyte Name	Activity	MDC	TPU	RTL	Sample Depth (feet bgs)
NBZ-00179	90237	Pu-238	-0.0039 U	0.0343	0.0073	0.0415	0.00 - 0.50
NBZ-00179	90237	Pu-239/240	0.0017 U	0.0232	0.0051	0.0404	0.00 - 0.50
NBZ-00179	90237	Sb-125	-0.0127 U	0.0492	0.0155	0.354	0.00 - 0.50
NBZ-00179	90237	Sn-126	0.0032 U	0.019	0.0056	0.0237	0.00 - 0.50
NBZ-00179	90237	Sr-90	0.172	0.109	0.0451	0.485	0.00 - 0.50
NBZ-00179	90237	Th-228	0.427 L	0.123	0.0623	3.98	0.00 - 0.50
NBZ-00179	90237	Th-229	0.0165 U L	0.1	0.0276	0.145	0.00 - 0.50
NBZ-00179	90237	Th-230	0.528 L	0.0958	0.0643	2.2	0.00 - 0.50
NBZ-00179	90237	Th-232	0.4 L	0.0404	0.0511	3.1	0.00 - 0.50
NBZ-00179	90237	Th-234	1.73	0.349	0.19	3.19	0.00 - 0.50
NBZ-00179	90237	Tl-208	0.404	0.0188	0.0254	0.937	0.00 - 0.50
NBZ-00179	90237	Tm-171	3.91 U	17.9	6.05	72.4	0.00 - 0.50
NBZ-00179	90237	U-233/234	0.389	0.0829	0.0572	2.02	0.00 - 0.50
NBZ-00179	90237	U-235/236	0.0295	0.044	0.0163	0.151	0.00 - 0.50
NBZ-00179	90237	U-238	0.493	0.0356	0.0623	1.8	0.00 - 0.50
NBZ-00180	90238	Ac-227	-0.0618 U	0.206	0.0627	0.217	0.00 - 0.50
NBZ-00180	90238	Am-241	0.0012 U	0.0206	0.005	0.0454	0.00 - 0.50
NBZ-00180	90238	Bi-212	0.69	0.13	0.0661	2.15	0.00 - 0.50
NBZ-00180	90238	Bi-214	0.873	0.0335	0.0442	1.59	0.00 - 0.50
NBZ-00180	90238	Cd-113m	-92.6 U	138	52.7	3030	0.00 - 0.50
NBZ-00180	90238	Cm-243/244	-0.0054 U	0.0219	0.0042	0.0443	0.00 - 0.50
NBZ-00180	90238	Co-60	-0.0015 U	0.0187	0.0055	0.028	0.00 - 0.50
NBZ-00180	90238	Cs-134	0.0153 JSK	0.0164	0.0065	0.0864	0.00 - 0.50
NBZ-00180	90238	Cs-137	0.104	0.0191	0.01	0.207	0.00 - 0.50
NBZ-00180	90238	Eu-152	-0.0207 U	0.0499	0.0265	0.0566	0.00 - 0.50
NBZ-00180	90238	Eu-154	-0.0291 U	0.103	0.0315	0.15	0.00 - 0.50
NBZ-00180	90238	Eu-155	0.0437 JSK	0.0774	0.0253	0.231	0.00 - 0.50
NBZ-00180	90238	Ho-166m	0 U	0.0266	0.0077	0.0432	0.00 - 0.50
NBZ-00180	90238	K-40	20.5	0.123	1.12	32.4	0.00 - 0.50
NBZ-00180	90238	Na-22	-0.0118 U	0.0213	0.0072	0.037	0.00 - 0.50
NBZ-00180	90238	Nb-94	0.0067 U	0.0159	0.0048	0.0214	0.00 - 0.50
NBZ-00180	90238	Np-236	-0.0126 U	0.0407	0.0128	0.047	0.00 - 0.50
NBZ-00180	90238	Np-239	0.0132 U	0.139	0.0406	0.139	0.00 - 0.50

Table A.2
Analytical Results Summary
Northern Buffer Zone, Round 1

Sample Location	Sample ID	Analyte Name	Activity	MDC	TPU	RTL	Sample Depth (feet bgs)
NBZ-00180	90238	Pa-231	-0.347 U	0.85	0.273	0.936	0.00 - 0.50
NBZ-00180	90238	Pb-212	1.17	0.0351	0.0687	2.69	0.00 - 0.50
NBZ-00180	90238	Pb-214	1	0.0356	0.0484	1.7	0.00 - 0.50
NBZ-00180	90238	Pu-238	-0.0018 U	0.02	0.004	0.0415	0.00 - 0.50
NBZ-00180	90238	Pu-239/240	-0.0018 U	0.0199	0.004	0.0404	0.00 - 0.50
NBZ-00180	90238	Sb-125	-0.0062 U	0.0463	0.0139	0.354	0.00 - 0.50
NBZ-00180	90238	Sn-126	0.0003 U	0.0171	0.0049	0.0237	0.00 - 0.50
NBZ-00180	90238	Sr-90	0.924	0.173	0.127	0.485	0.00 - 0.50
NBZ-00180	90238	Th-228	0.47 L	0.0804	0.0598	3.98	0.00 - 0.50
NBZ-00180	90238	Th-229	-0.0112 UL	0.101	0.0249	0.145	0.00 - 0.50
NBZ-00180	90238	Th-230	0.312 L	0.0599	0.0463	2.2	0.00 - 0.50
NBZ-00180	90238	Th-232	0.477 L	0.0515	0.0574	3.1	0.00 - 0.50
NBZ-00180	90238	Th-234	1.06 J	0.397	0.284	3.19	0.00 - 0.50
NBZ-00180	90238	Tl-208	0.358	0.0166	0.022	0.937	0.00 - 0.50
NBZ-00180	90238	Tm-171	-9.99 U	16.9	5.64	72.4	0.00 - 0.50
NBZ-00180	90238	U-233/234	0.36	0.0697	0.0563	2.02	0.00 - 0.50
NBZ-00180	90238	U-235/236	0.0316	0.0214	0.016	0.151	0.00 - 0.50
NBZ-00180	90238	U-238	0.348	0.0697	0.0552	1.8	0.00 - 0.50
NBZ-00181	90239	Ac-227	0.0713 U	0.224	0.0706	0.217	0.00 - 0.50
NBZ-00181	90239	Am-241	0.0128	0.0283	0.0088	0.0454	0.00 - 0.50
NBZ-00181	90239	Bi-212	0.748	0.149	0.0823	2.15	0.00 - 0.50
NBZ-00181	90239	Bi-214	1.05	0.0333	0.05	1.59	0.00 - 0.50
NBZ-00181	90239	Cd-113m	-42.6 U	145	46.4	3030	0.00 - 0.50
NBZ-00181	90239	Cm-243/244	0.0142 U	0.0446	0.0128	0.0443	0.00 - 0.50
NBZ-00181	90239	Co-60	-0.0063 U	0.0197	0.0061	0.028	0.00 - 0.50
NBZ-00181	90239	Cs-134	-0.0101 U	0.0156	0.006	0.0864	0.00 - 0.50
NBZ-00181	90239	Cs-137	0.0296 J	0.0211	0.0096	0.207	0.00 - 0.50
NBZ-00181	90239	Eu-152	-0.0418 U	0.0534	0.0213	0.0566	0.00 - 0.50
NBZ-00181	90239	Eu-154	0.0937 J	0.115	0.0394	0.15	0.00 - 0.50
NBZ-00181	90239	Eu-155	0.0402 U	0.084	0.0265	0.231	0.00 - 0.50
NBZ-00181	90239	Ho-166m	-0.0074 U	0.0286	0.0087	0.0432	0.00 - 0.50
NBZ-00181	90239	K-40	22.6	0.163	1.41	32.4	0.00 - 0.50
NBZ-00181	90239	Na-22	-0.0076 U	0.0236	0.0073	0.037	0.00 - 0.50

Table A.2
Analytical Results Summary
Northern Buffer Zone, Round 1

Sample Location	Sample ID	Analyte Name	Activity	MDC	TPU	RTL	Sample Depth (feet bgs)
NBZ-00181	90239	Nb-94	0.005 U	0.0172	0.0051	0.0214	0.00 - 0.50
NBZ-00181	90239	Np-236	-0.0189 U	0.0441	0.014	0.047	0.00 - 0.50
NBZ-00181	90239	Np-239	-0.0584 U J	0.149	0.0482	0.139	0.00 - 0.50
NBZ-00181	90239	Pa-231	-0.154 U	0.921	0.314	0.936	0.00 - 0.50
NBZ-00181	90239	Pb-212	1.33	0.0373	0.0885	2.69	0.00 - 0.50
NBZ-00181	90239	Pb-214	1.14	0.038	0.0585	1.7	0.00 - 0.50
NBZ-00181	90239	Pu-238	-0.0059 U	0.0249	0.0044	0.0415	0.00 - 0.50
NBZ-00181	90239	Pu-239/240	-0.0071 U	0.0299	0.0052	0.0404	0.00 - 0.50
NBZ-00181	90239	Sb-125	0.0014 U	0.0494	0.0147	0.354	0.00 - 0.50
NBZ-00181	90239	Sn-126	-0.0048 U	0.0191	0.0058	0.0237	0.00 - 0.50
NBZ-00181	90239	Sr-90	0.0262 U	0.141	0.04	0.485	0.00 - 0.50
NBZ-00181	90239	Th-228	1.33 L	0.077	0.127	3.98	0.00 - 0.50
NBZ-00181	90239	Th-229	0.0405 UL	0.106	0.0314	0.145	0.00 - 0.50
NBZ-00181	90239	Th-230	1.2 L	0.097	0.119	2.2	0.00 - 0.50
NBZ-00181	90239	Th-232	1.4 L	0.0748	0.13	3.1	0.00 - 0.50
NBZ-00181	90239	Th-234	1.49	0.371	0.174	3.19	0.00 - 0.50
NBZ-00181	90239	Tl-208	0.406	0.018	0.0234	0.937	0.00 - 0.50
NBZ-00181	90239	Tm-171	-14.6 U	20.5	7.75	72.4	0.00 - 0.50
NBZ-00181	90239	U-233/234	0.992	0.0903	0.108	2.02	0.00 - 0.50
NBZ-00181	90239	U-235/236	0.0675	0.0519	0.0256	0.151	0.00 - 0.50
NBZ-00181	90239	U-238	0.955	0.0597	0.104	1.8	0.00 - 0.50
NBZ-00182	90240	Ac-227	-0.0548 U	0.235	0.0712	0.217	0.00 - 0.50
NBZ-00182	90240	Am-241	0.0037 U	0.0288	0.0073	0.0454	0.00 - 0.50
NBZ-00182	90240	Bi-212	0.617	0.176	0.0968	2.15	0.00 - 0.50
NBZ-00182	90240	Bi-214	1.02	0.0406	0.0529	1.59	0.00 - 0.50
NBZ-00182	90240	Cd-113m	50.9 U	157	53.2	3030	0.00 - 0.50
NBZ-00182	90240	Cm-243/244	-0.0085 U	0.0378	0.008	0.0443	0.00 - 0.50
NBZ-00182	90240	Co-60	0.008 U	0.0264	0.0077	0.028	0.00 - 0.50
NBZ-00182	90240	Cs-134	0.0027 U	0.0192	0.0064	0.0864	0.00 - 0.50
NBZ-00182	90240	Cs-137	0.0825	0.0266	0.0114	0.207	0.00 - 0.50
NBZ-00182	90240	Eu-152	0.0082 U	0.06	0.0219	0.0566	0.00 - 0.50
NBZ-00182	90240	Eu-154	-0.0155 U	0.143	0.0416	0.15	0.00 - 0.50
NBZ-00182	90240	Eu-155	0.0997 JSK	0.0779	0.0329	0.231	0.00 - 0.50

Table A.2
Analytical Results Summary
Northern Buffer Zone, Round 1

Sample Location	Sample ID	Analyte Name	Activity	MDC	TPU	RTL	Sample Depth (feet bgs)
NBZ-00182	90240	Ho-166m	-0.0152 U	0.0353	0.0113	0.0432	0.00 - 0.50
NBZ-00182	90240	K-40	21.3	0.189	1.23	32.4	0.00 - 0.50
NBZ-00182	90240	Na-22	0.0061 U	0.0315	0.0092	0.037	0.00 - 0.50
NBZ-00182	90240	Nb-94	0.0023 U	0.0211	0.0062	0.0214	0.00 - 0.50
NBZ-00182	90240	Np-236	-0.0035 U	0.0406	0.0125	0.047	0.00 - 0.50
NBZ-00182	90240	Np-239	0.0115 U	0.153	0.0449	0.139	0.00 - 0.50
NBZ-00182	90240	Pa-231	-0.122 U	0.985	0.295	0.936	0.00 - 0.50
NBZ-00182	90240	Pb-212	1.16	0.0391	0.0695	2.69	0.00 - 0.50
NBZ-00182	90240	Pb-214	1.09	0.0427	0.0541	1.7	0.00 - 0.50
NBZ-00182	90240	Pu-238	-0.0087 U	0.0267	0.005	0.0415	0.00 - 0.50
NBZ-00182	90240	Pu-239/240	0.0024 U	0.0255	0.0065	0.0404	0.00 - 0.50
NBZ-00182	90240	Sb-125	0.0172 U	0.0612	0.0187	0.354	0.00 - 0.50
NBZ-00182	90240	Sn-126	-0.0005 U	0.0246	0.0073	0.0237	0.00 - 0.50
NBZ-00182	90240	Sr-90	-0.0364 U	0.212	0.0569	0.485	0.00 - 0.50
NBZ-00182	90240	Th-228	0.666 L	0.0872	0.0796	3.98	0.00 - 0.50
NBZ-00182	90240	Th-229	0 UL	0.085	0.02	0.145	0.00 - 0.50
NBZ-00182	90240	Th-230	0.536 L	0.0656	0.0685	2.2	0.00 - 0.50
NBZ-00182	90240	Th-232	0.549 L	0.0518	0.0685	3.1	0.00 - 0.50
NBZ-00182	90240	Th-234	1.33 J	0.31	0.163	3.19	0.00 - 0.50
NBZ-00182	90240	Tl-208	0.36	0.0214	0.0248	0.937	0.00 - 0.50
NBZ-00182	90240	Tm-171	-2.47 U	13	4.4	72.4	0.00 - 0.50
NBZ-00182	90240	U-233/234	0.463	0.0707	0.0637	2.02	0.00 - 0.50
NBZ-00182	90240	U-235/236	0.0374	0.0203	0.0169	0.151	0.00 - 0.50
NBZ-00182	90240	U-238	0.536	0.0477	0.0682	1.8	0.00 - 0.50
NBZ-00183	90241	Ac-227	-0.0075 U	0.166	0.0488	0.217	0.00 - 0.50
NBZ-00183	90241	Am-241	-0.0106 U	0.0324	0.0061	0.0454	0.00 - 0.50
NBZ-00183	90241	Bi-212	0.798	0.11	0.0764	2.15	0.00 - 0.50
NBZ-00183	90241	Bi-214	1.03	0.0253	0.0483	1.59	0.00 - 0.50
NBZ-00183	90241	Cd-113m	-58.7 U	108	36.1	3030	0.00 - 0.50
NBZ-00183	90241	Cm-243/244	0.0054	0.0151	0.0045	0.0443	0.00 - 0.50
NBZ-00183	90241	Co-60	0.0042 U	0.015	0.0043	0.028	0.00 - 0.50
NBZ-00183	90241	Cs-134	-0.0053 U	0.0122	0.0046	0.0864	0.00 - 0.50
NBZ-00183	90241	Cs-137	0.0362	0.0154	0.0071	0.207	0.00 - 0.50

Table A.2
Analytical Results Summary
Northern Buffer Zone, Round 1

Sample Location	Sample ID	Analyte Name	Activity	MDC	TPU	RTL	Sample Depth (feet bgs)
NBZ-00183	90241	Eu-152	0.0011 U	0.0388	0.0131	0.0566	0.00 - 0.50
NBZ-00183	90241	Eu-154	-0.0236 U	0.082	0.0257	0.15	0.00 - 0.50
NBZ-00183	90241	Eu-155	0.0889 JSK	0.0593	0.0273	0.231	0.00 - 0.50
NBZ-00183	90241	Ho-166m	0.0047 U	0.0214	0.0062	0.0432	0.00 - 0.50
NBZ-00183	90241	K-40	20.8	0.111	1.14	32.4	0.00 - 0.50
NBZ-00183	90241	Na-22	0.0041 U	0.0174	0.0053	0.037	0.00 - 0.50
NBZ-00183	90241	Nb-94	0.0045 U	0.0133	0.004	0.0214	0.00 - 0.50
NBZ-00183	90241	Np-236	-0.0185 U	0.0304	0.0104	0.047	0.00 - 0.50
NBZ-00183	90241	Np-239	0.0804 J	0.113	0.0376	0.139	0.00 - 0.50
NBZ-00183	90241	Pa-231	0.0843 U	0.69	0.203	0.936	0.00 - 0.50
NBZ-00183	90241	Pb-212	1.34	0.0276	0.0719	2.69	0.00 - 0.50
NBZ-00183	90241	Pb-214	1.12	0.0283	0.0504	1.7	0.00 - 0.50
NBZ-00183	90241	Pu-238	0.0026 U	0.0131	0.0033	0.0415	0.00 - 0.50
NBZ-00183	90241	Pu-239/240	0.0012 U	0.0162	0.0036	0.0404	0.00 - 0.50
NBZ-00183	90241	Sb-125	0.0073 U	0.0374	0.0112	0.354	0.00 - 0.50
NBZ-00183	90241	Sn-126	0.004 U	0.0145	0.0043	0.0237	0.00 - 0.50
NBZ-00183	90241	Sr-90	0.138	0.183	0.0603	0.485	0.00 - 0.50
NBZ-00183	90241	Th-228	1.41 L	0.0961	0.111	3.98	0.00 - 0.50
NBZ-00183	90241	Th-229	0.0518 L	0.0822	0.0265	0.145	0.00 - 0.50
NBZ-00183	90241	Th-230	1.04 L	0.0861	0.0902	2.2	0.00 - 0.50
NBZ-00183	90241	Th-232	1.33 L	0.0555	0.104	3.1	0.00 - 0.50
NBZ-00183	90241	Th-234	1.52 J	0.235	0.141	3.19	0.00 - 0.50
NBZ-00183	90241	Tl-208	0.387	0.0143	0.0222	0.937	0.00 - 0.50
NBZ-00183	90241	Tm-171	-4.36 U	9.33	3.33	72.4	0.00 - 0.50
NBZ-00183	90241	U-233/234	0.912	0.109	0.105	2.02	0.00 - 0.50
NBZ-00183	90241	U-235/236	0.0388	0.067	0.0227	0.151	0.00 - 0.50
NBZ-00183	90241	U-238	0.867	0.069	0.0991	1.8	0.00 - 0.50
NBZ-00184	90242	Ac-227	-0.0544 U	0.194	0.059	0.217	0.00 - 0.50
NBZ-00184	90242	Am-241	0.0123	0.0148	0.006	0.0454	0.00 - 0.50
NBZ-00184	90242	Bi-212	0.7	0.136	0.0823	2.15	0.00 - 0.50
NBZ-00184	90242	Bi-214	1.01	0.0323	0.0494	1.59	0.00 - 0.50
NBZ-00184	90242	Cd-113m	34.5 U	132	39.2	3030	0.00 - 0.50
NBZ-00184	90242	Cm-243/244	0.0177	0.0184	0.0074	0.0443	0.00 - 0.50

Table A.2
Analytical Results Summary
Northern Buffer Zone, Round 1

Sample Location	Sample ID	Analyte Name	Activity	MDC	TPU	RTL	Sample Depth (feet bgs)
NBZ-00184	90242	Co-60	0.0055 U	0.0201	0.0059	0.028	0.00 - 0.50
NBZ-00184	90242	Cs-134	0.0038 U	0.0153	0.0051	0.0864	0.00 - 0.50
NBZ-00184	90242	Cs-137	0.0352	0.0197	0.008	0.207	0.00 - 0.50
NBZ-00184	90242	Eu-152	0.0101 U	0.0489	0.0166	0.0566	0.00 - 0.50
NBZ-00184	90242	Eu-154	0.0102 U	0.105	0.035	0.15	0.00 - 0.50
NBZ-00184	90242	Eu-155	0.0513 JSK	0.0683	0.0235	0.231	0.00 - 0.50
NBZ-00184	90242	Ho-166m	0.0069 U	0.0294	0.0087	0.0432	0.00 - 0.50
NBZ-00184	90242	K-40	21.2	0.158	1.15	32.4	0.00 - 0.50
NBZ-00184	90242	Na-22	-0.0132 U	0.0224	0.0076	0.037	0.00 - 0.50
NBZ-00184	90242	Nb-94	0.0053 U	0.0168	0.005	0.0214	0.00 - 0.50
NBZ-00184	90242	Np-236	-0.0256 U J	0.0357	0.0125	0.047	0.00 - 0.50
NBZ-00184	90242	Np-239	-0.0184 U	0.126	0.0372	0.139	0.00 - 0.50
NBZ-00184	90242	Pa-231	-0.18 U	0.813	0.245	0.936	0.00 - 0.50
NBZ-00184	90242	Pb-212	1.2	0.0319	0.0678	2.69	0.00 - 0.50
NBZ-00184	90242	Pb-214	1.1	0.0346	0.0518	1.7	0.00 - 0.50
NBZ-00184	90242	Pu-238	-0.0042 U	0.0499	0.0111	0.0415	0.00 - 0.50
NBZ-00184	90242	Pu-239/240	0.0045 U	0.0404	0.0099	0.0404	0.00 - 0.50
NBZ-00184	90242	Sb-125	0.0018 U	0.046	0.0139	0.354	0.00 - 0.50
NBZ-00184	90242	Sn-126	0.0007 U	0.0178	0.0052	0.0237	0.00 - 0.50
NBZ-00184	90242	Sr-90	0.0994 U	0.283	0.0847	0.485	0.00 - 0.50
NBZ-00184	90242	Th-228	1.09 L	0.0874	0.0997	3.98	0.00 - 0.50
NBZ-00184	90242	Th-229	-0.0122 U L	0.0798	0.0172	0.145	0.00 - 0.50
NBZ-00184	90242	Th-230	0.849 L	0.0856	0.0853	2.2	0.00 - 0.50
NBZ-00184	90242	Th-232	0.998 L	0.0651	0.0926	3.1	0.00 - 0.50
NBZ-00184	90242	Th-234	1.49	0.296	0.164	3.19	0.00 - 0.50
NBZ-00184	90242	Tl-208	0.391	0.0182	0.0232	0.937	0.00 - 0.50
NBZ-00184	90242	Tm-171	4.97 U	14.7	4.9	72.4	0.00 - 0.50
NBZ-00184	90242	U-233/234	0.802	0.101	0.102	2.02	0.00 - 0.50
NBZ-00184	90242	U-235/236	0.0734	0.0642	0.0299	0.151	0.00 - 0.50
NBZ-00184	90242	U-238	0.791	0.0221	0.0982	1.8	0.00 - 0.50
NBZ-00185	90243	Ac-227	-0.0444 U	0.22	0.067	0.217	0.00 - 0.50
NBZ-00185	90243	Am-241	-0.0012 U	0.0431	0.0099	0.0454	0.00 - 0.50
NBZ-00185	90243	Bi-212	0.751	0.147	0.0803	2.15	0.00 - 0.50

Table A.2
Analytical Results Summary
Northern Buffer Zone, Round 1

Sample Location	Sample ID	Analyte Name	Activity	MDC	TPU	RTL	Sample Depth (feet bgs)
NBZ-00185	90243	Bi-214	1.17	0.034	0.0567	1.59	0.00 - 0.50
NBZ-00185	90243	Cd-113m	-24.7 U	148	48.4	3030	0.00 - 0.50
NBZ-00185	90243	Cm-243/244	0.0013 U	0.057	0.0144	0.0443	0.00 - 0.50
NBZ-00185	90243	Co-60	0.0038 U	0.0208	0.0061	0.028	0.00 - 0.50
NBZ-00185	90243	Cs-134	0.0022 U	0.0167	0.0056	0.0864	0.00 - 0.50
NBZ-00185	90243	Cs-137	0.0493	0.019	0.0082	0.207	0.00 - 0.50
NBZ-00185	90243	Eu-152	-0.01 U	0.0547	0.0193	0.0566	0.00 - 0.50
NBZ-00185	90243	Eu-154	0.0139 U	0.113	0.0376	0.15	0.00 - 0.50
NBZ-00185	90243	Eu-155	0.0461 JSK	0.0759	0.0256	0.231	0.00 - 0.50
NBZ-00185	90243	Ho-166m	0.0053 U	0.0314	0.0093	0.0432	0.00 - 0.50
NBZ-00185	90243	K-40	22.8	0.16	1.24	32.4	0.00 - 0.50
NBZ-00185	90243	Na-22	0.0017 U	0.0249	0.0073	0.037	0.00 - 0.50
NBZ-00185	90243	Nb-94	0.0004 U	0.0173	0.0051	0.0214	0.00 - 0.50
NBZ-00185	90243	Np-236	0.01 U	0.0415	0.013	0.047	0.00 - 0.50
NBZ-00185	90243	Np-239	0.0207 U	0.148	0.0442	0.139	0.00 - 0.50
NBZ-00185	90243	Pa-231	-0.195 U	0.919	0.282	0.936	0.00 - 0.50
NBZ-00185	90243	Pb-212	1.39	0.0377	0.0837	2.69	0.00 - 0.50
NBZ-00185	90243	Pb-214	1.32	0.0383	0.0623	1.7	0.00 - 0.50
NBZ-00185	90243	Pu-238	-0.014 U	0.0408	0.0086	0.0415	0.00 - 0.50
NBZ-00185	90243	Pu-239/240	0.0093	0.0219	0.0067	0.0404	0.00 - 0.50
NBZ-00185	90243	Sb-125	-0.0143 U	0.0492	0.0156	0.354	0.00 - 0.50
NBZ-00185	90243	Sn-126	0.0066 U	0.0203	0.0061	0.0237	0.00 - 0.50
NBZ-00185	90243	Sr-90	-0.027 U	0.167	0.0429	0.485	0.00 - 0.50
NBZ-00185	90243	Th-228	1.23 L	0.077	0.121	3.98	0.00 - 0.50
NBZ-00185	90243	Th-229	0.0163 UL	0.107	0.0282	0.145	0.00 - 0.50
NBZ-00185	90243	Th-230	1.23 L	0.0597	0.119	2.2	0.00 - 0.50
NBZ-00185	90243	Th-232	1.56 L	0.0219	0.139	3.1	0.00 - 0.50
NBZ-00185	90243	Th-234	1.71 J	0.333	0.201	3.19	0.00 - 0.50
NBZ-00185	90243	Tl-208	0.429	0.0182	0.0266	0.937	0.00 - 0.50
NBZ-00185	90243	Tm-171	6.01 U	16.4	5.7	72.4	0.00 - 0.50
NBZ-00185	90243	U-233/234	1.07	0.0657	0.0992	2.02	0.00 - 0.50
NBZ-00185	90243	U-235/236	0.0617	0.0348	0.0198	0.151	0.00 - 0.50
NBZ-00185	90243	U-238	1.11	0.012	0.101	1.8	0.00 - 0.50

Table A.2
Analytical Results Summary
Northern Buffer Zone, Round 1

Sample Location	Sample ID	Analyte Name	Activity	MDC	TPU	RTL	Sample Depth (feet bgs)
NBZ-00186	90244	Ac-227	0.0118 U	0.194	0.0579	0.217	0.00 - 0.50
NBZ-00186	90244	Am-241	0.0086	0.0105	0.0041	0.0454	0.00 - 0.50
NBZ-00186	90244	Bi-212	0.746	0.133	0.0718	2.15	0.00 - 0.50
NBZ-00186	90244	Bi-214	0.776	0.0304	0.0414	1.59	0.00 - 0.50
NBZ-00186	90244	Cd-113m	-7.44 U	127	38.1	3030	0.00 - 0.50
NBZ-00186	90244	Cm-243/244	0.0115	0.0228	0.0071	0.0443	0.00 - 0.50
NBZ-00186	90244	Co-60	0.0123 J	0.0192	0.006	0.028	0.00 - 0.50
NBZ-00186	90244	Cs-134	-0.0006 U	0.0148	0.005	0.0864	0.00 - 0.50
NBZ-00186	90244	Cs-137	0.0463	0.0183	0.0084	0.207	0.00 - 0.50
NBZ-00186	90244	Eu-152	-0.0262 U	0.0473	0.0171	0.0566	0.00 - 0.50
NBZ-00186	90244	Eu-154	-0.0021 U	0.108	0.0314	0.15	0.00 - 0.50
NBZ-00186	90244	Eu-155	0.0987 JSK	0.0698	0.0315	0.231	0.00 - 0.50
NBZ-00186	90244	Ho-166m	0.0013 U	0.0269	0.008	0.0432	0.00 - 0.50
NBZ-00186	90244	K-40	19.7	0.156	1.07	32.4	0.00 - 0.50
NBZ-00186	90244	Na-22	-0.0116 U	0.0212	0.007	0.037	0.00 - 0.50
NBZ-00186	90244	Nb-94	0.0116 JSK	0.016	0.0053	0.0214	0.00 - 0.50
NBZ-00186	90244	Np-236	0.0014 U	0.036	0.0112	0.047	0.00 - 0.50
NBZ-00186	90244	Np-239	-0.0406 U	0.131	0.0405	0.139	0.00 - 0.50
NBZ-00186	90244	Pa-231	-0.398 U	0.801	0.271	0.936	0.00 - 0.50
NBZ-00186	90244	Pb-212	1.11	0.032	0.0673	2.69	0.00 - 0.50
NBZ-00186	90244	Pb-214	0.865	0.0342	0.0427	1.7	0.00 - 0.50
NBZ-00186	90244	Pu-238	0.0037 U	0.0294	0.0079	0.0415	0.00 - 0.50
NBZ-00186	90244	Pu-239/240	0.0111	0.0222	0.007	0.0404	0.00 - 0.50
NBZ-00186	90244	Sb-125	0.0049 U	0.0436	0.0133	0.354	0.00 - 0.50
NBZ-00186	90244	Sn-126	0.0024 U	0.0176	0.0052	0.0237	0.00 - 0.50
NBZ-00186	90244	Sr-90	0.08 U	0.257	0.0764	0.485	0.00 - 0.50
NBZ-00186	90244	Th-228	0.905 L	0.107	0.101	3.98	0.00 - 0.50
NBZ-00186	90244	Th-229	0.0079 UL	0.0855	0.021	0.145	0.00 - 0.50
NBZ-00186	90244	Th-230	0.737 L	0.0853	0.0876	2.2	0.00 - 0.50
NBZ-00186	90244	Th-232	0.94 L	0.0581	0.0996	3.1	0.00 - 0.50
NBZ-00186	90244	Th-234	1.05 J	0.353	0.286	3.19	0.00 - 0.50
NBZ-00186	90244	Tl-208	0.316	0.0162	0.0204	0.937	0.00 - 0.50
NBZ-00186	90244	Tm-171	-5.2 U	14.2	4.53	72.4	0.00 - 0.50

Table A.2
Analytical Results Summary
Northern Buffer Zone, Round 1

Sample Location	Sample ID	Analyte Name	Activity	MDC	TPU	RTL	Sample Depth (feet bgs)
NBZ-00186	90244	U-233/234	0.717	0.0814	0.0852	2.02	0.00 - 0.50
NBZ-00186	90244	U-235/236	0.0296	0.0697	0.0213	0.151	0.00 - 0.50
NBZ-00186	90244	U-238	0.803	0.0564	0.0903	1.8	0.00 - 0.50
NBZ-00187	90245	Ac-227	0.0241 U	0.171	0.0513	0.217	0.00 - 0.50
NBZ-00187	90245	Am-241	0.0096	0.018	0.0058	0.0454	0.00 - 0.50
NBZ-00187	90245	Bi-212	0.787	0.115	0.0657	2.15	0.00 - 0.50
NBZ-00187	90245	Bi-214	0.976	0.0255	0.0451	1.59	0.00 - 0.50
NBZ-00187	90245	Cd-113m	25.1 U	114	37	3030	0.00 - 0.50
NBZ-00187	90245	Cm-243/244	-0.0041 U	0.0247	0.0051	0.0443	0.00 - 0.50
NBZ-00187	90245	Co-60	0.0047 U	0.0151	0.0044	0.028	0.00 - 0.50
NBZ-00187	90245	Cs-134	0.0089 JSK	0.0128	0.0046	0.0864	0.00 - 0.50
NBZ-00187	90245	Cs-137	0.0422	0.0146	0.0072	0.207	0.00 - 0.50
NBZ-00187	90245	Eu-152	-0.0262 U	0.0394	0.0164	0.0566	0.00 - 0.50
NBZ-00187	90245	Eu-154	-0.0473 U	0.0816	0.0277	0.15	0.00 - 0.50
NBZ-00187	90245	Eu-155	0.093 SK	0.0593	0.026	0.231	0.00 - 0.50
NBZ-00187	90245	Ho-166m	0.0028 U	0.0232	0.0068	0.0432	0.00 - 0.50
NBZ-00187	90245	K-40	19	0.12	1.09	32.4	0.00 - 0.50
NBZ-00187	90245	Na-22	-0.0008 U	0.0173	0.005	0.037	0.00 - 0.50
NBZ-00187	90245	Nb-94	0.0065 JSK	0.0132	0.0041	0.0214	0.00 - 0.50
NBZ-00187	90245	Np-236	-0.0094 U	0.033	0.0103	0.047	0.00 - 0.50
NBZ-00187	90245	Np-239	0.0417 U J	0.115	0.0355	0.139	0.00 - 0.50
NBZ-00187	90245	Pa-231	-0.0102 U	0.691	0.215	0.936	0.00 - 0.50
NBZ-00187	90245	Pb-212	1.32	0.0277	0.0834	2.69	0.00 - 0.50
NBZ-00187	90245	Pb-214	1.04	0.0283	0.0509	1.7	0.00 - 0.50
NBZ-00187	90245	Pu-238	-0.0084 U	0.0354	0.0062	0.0415	0.00 - 0.50
NBZ-00187	90245	Pu-239/240	0.0004 U	0.0326	0.0073	0.0404	0.00 - 0.50
NBZ-00187	90245	Sb-125	0.0149 U	0.0385	0.012	0.354	0.00 - 0.50
NBZ-00187	90245	Sn-126	0.0007 U	0.0145	0.0043	0.0237	0.00 - 0.50
NBZ-00187	90245	Sr-90	0.17	0.163	0.0569	0.485	0.00 - 0.50
NBZ-00187	90245	Th-228	0.477 L	0.116	0.0716	3.98	0.00 - 0.50
NBZ-00187	90245	Th-229	0.0378 L	0.0557	0.0201	0.145	0.00 - 0.50
NBZ-00187	90245	Th-230	0.294 L	0.0813	0.0528	2.2	0.00 - 0.50
NBZ-00187	90245	Th-232	0.444 L	0.0204	0.062	3.1	0.00 - 0.50

Table A.2
Analytical Results Summary
Northern Buffer Zone, Round 1

Sample Location	Sample ID	Analyte Name	Activity	MDC	TPU	RTL	Sample Depth (feet bgs)
NBZ-00187	90245	Th-234	1.37	0.257	0.138	3.19	0.00 - 0.50
NBZ-00187	90245	Tl-208	0.395	0.0138	0.0227	0.937	0.00 - 0.50
NBZ-00187	90245	Tm-171	-2.48 U	10.5	3.72	72.4	0.00 - 0.50
NBZ-00187	90245	U-233/234	0.322	0.0714	0.0502	2.02	0.00 - 0.50
NBZ-00187	90245	U-235/236	0.0424	0.0431	0.0187	0.151	0.00 - 0.50
NBZ-00187	90245	U-238	0.26	0.0431	0.0424	1.8	0.00 - 0.50
NBZ-00188	90246	Ac-227	-0.0358 U	0.18	0.0561	0.217	0.00 - 0.50
NBZ-00188	90246	Am-241	-0.0036 U	0.0272	0.0063	0.0454	0.00 - 0.50
NBZ-00188	90246	Bi-212	0.739	0.118	0.0686	2.15	0.00 - 0.50
NBZ-00188	90246	Bi-214	1.16	0.0277	0.0539	1.59	0.00 - 0.50
NBZ-00188	90246	Cd-113m	31.8 U	121	37.6	3030	0.00 - 0.50
NBZ-00188	90246	Cm-243/244	0.0109 U	0.0454	0.0131	0.0443	0.00 - 0.50
NBZ-00188	90246	Co-60	-0.0015 U	0.0163	0.0049	0.028	0.00 - 0.50
NBZ-00188	90246	Cs-134	0.0001 U	0.0135	0.0046	0.0864	0.00 - 0.50
NBZ-00188	90246	Cs-137	0.0402	0.0151	0.0079	0.207	0.00 - 0.50
NBZ-00188	90246	Eu-152	-0.0181 U	0.0441	0.0141	0.0566	0.00 - 0.50
NBZ-00188	90246	Eu-154	-0.0091 U	0.0919	0.0272	0.15	0.00 - 0.50
NBZ-00188	90246	Eu-155	0.0606 JSK	0.0626	0.0229	0.231	0.00 - 0.50
NBZ-00188	90246	Ho-166m	-0.004 U	0.0241	0.0074	0.0432	0.00 - 0.50
NBZ-00188	90246	K-40	19.9	0.121	1.07	32.4	0.00 - 0.50
NBZ-00188	90246	Na-22	-0.0026 U	0.0182	0.0055	0.037	0.00 - 0.50
NBZ-00188	90246	Nb-94	0.0009 U	0.0146	0.0044	0.0214	0.00 - 0.50
NBZ-00188	90246	Np-236	-0.0233 U J	0.0326	0.0112	0.047	0.00 - 0.50
NBZ-00188	90246	Np-239	-0.0206 U	0.119	0.0368	0.139	0.00 - 0.50
NBZ-00188	90246	Pa-231	-0.0891 U	0.734	0.228	0.936	0.00 - 0.50
NBZ-00188	90246	Pb-212	1.28	0.0306	0.0731	2.69	0.00 - 0.50
NBZ-00188	90246	Pb-214	1.35	0.0322	0.062	1.7	0.00 - 0.50
NBZ-00188	90246	Pu-238	-0.0087 U	0.0302	0.0071	0.0415	0.00 - 0.50
NBZ-00188	90246	Pu-239/240	0.0029 U	0.0191	0.005	0.0404	0.00 - 0.50
NBZ-00188	90246	Sb-125	0.0123 U	0.0419	0.0124	0.354	0.00 - 0.50
NBZ-00188	90246	Sn-126	-0.0055 U	0.015	0.0048	0.0237	0.00 - 0.50
NBZ-00188	90246	Sr-90	0.0008 U	0.251	0.0696	0.485	0.00 - 0.50
NBZ-00188	90246	Th-228	0.605 L	0.0873	0.0759	3.98	0.00 - 0.50

Table A.2
Analytical Results Summary
Northern Buffer Zone, Round 1

Sample Location	Sample ID	Analyte Name	Activity	MDC	TPU	RTL	Sample Depth (feet bgs)
NBZ-00188	90246	Th-229	0 UL	0.0759	0.0173	0.145	0.00 - 0.50
NBZ-00188	90246	Th-230	0.661 L	0.0992	0.0798	2.2	0.00 - 0.50
NBZ-00188	90246	Th-232	0.624 L	0.019	0.0733	3.1	0.00 - 0.50
NBZ-00188	90246	Th-234	1.41	0.269	0.144	3.19	0.00 - 0.50
NBZ-00188	90246	Tl-208	0.401	0.0148	0.0233	0.937	0.00 - 0.50
NBZ-00188	90246	Tm-171	-4.93 U	11.6	4.23	72.4	0.00 - 0.50
NBZ-00188	90246	U-233/234	0.594	0.0525	0.0693	2.02	0.00 - 0.50
NBZ-00188	90246	U-235/236	0.0248	0.0585	0.0178	0.151	0.00 - 0.50
NBZ-00188	90246	U-238	0.51	0.0413	0.0624	1.8	0.00 - 0.50
NBZ-00189	90247	Ac-227	-0.0369 U	0.195	0.0583	0.217	0.00 - 0.50
NBZ-00189	90247	Am-241	0.0021 U	0.0224	0.0055	0.0454	0.00 - 0.50
NBZ-00189	90247	Bi-212	0.728	0.137	0.084	2.15	0.00 - 0.50
NBZ-00189	90247	Bi-214	1.09	0.0321	0.0527	1.59	0.00 - 0.50
NBZ-00189	90247	Cd-113m	-19.9 U	130	41.5	3030	0.00 - 0.50
NBZ-00189	90247	Cm-243/244	0.0021 U	0.0378	0.01	0.0443	0.00 - 0.50
NBZ-00189	90247	Co-60	-0.0092 U	0.0194	0.0063	0.028	0.00 - 0.50
NBZ-00189	90247	Cs-134	0.003 U	0.0156	0.0052	0.0864	0.00 - 0.50
NBZ-00189	90247	Cs-137	0.0453	0.0181	0.0071	0.207	0.00 - 0.50
NBZ-00189	90247	Eu-152	-0.0172 U	0.0485	0.0152	0.0566	0.00 - 0.50
NBZ-00189	90247	Eu-154	-0.0829 U J	0.1	0.0366	0.15	0.00 - 0.50
NBZ-00189	90247	Eu-155	0.0379 JSK	0.0682	0.0221	0.231	0.00 - 0.50
NBZ-00189	90247	Ho-166m	0.0094 U	0.0287	0.0086	0.0432	0.00 - 0.50
NBZ-00189	90247	K-40	20.4	0.134	1.11	32.4	0.00 - 0.50
NBZ-00189	90247	Na-22	-0.0098 U	0.0228	0.0073	0.037	0.00 - 0.50
NBZ-00189	90247	Nb-94	0.0051 U	0.017	0.0051	0.0214	0.00 - 0.50
NBZ-00189	90247	Np-236	-0.0167 U	0.0362	0.0117	0.047	0.00 - 0.50
NBZ-00189	90247	Np-239	-0.0182 U	0.13	0.0383	0.139	0.00 - 0.50
NBZ-00189	90247	Pa-231	-0.142 U	0.829	0.248	0.936	0.00 - 0.50
NBZ-00189	90247	Pb-212	1.25	0.0326	0.0703	2.69	0.00 - 0.50
NBZ-00189	90247	Pb-214	1.2	0.0349	0.0557	1.7	0.00 - 0.50
NBZ-00189	90247	Pu-238	-0.0013 U	0.0151	0.0033	0.0415	0.00 - 0.50
NBZ-00189	90247	Pu-239/240	0.0025 U	0.0164	0.0043	0.0404	0.00 - 0.50
NBZ-00189	90247	Sb-125	-0.0148 U	0.046	0.0146	0.354	0.00 - 0.50

Table A.2
Analytical Results Summary
Northern Buffer Zone, Round 1

Sample Location	Sample ID	Analyte Name	Activity	MDC	TPU	RTL	Sample Depth (feet bgs)
NBZ-00189	90247	Sn-126	0.0106 J	0.0189	0.006	0.0237	0.00 - 0.50
NBZ-00189	90247	Sr-90	0.0654 U	0.213	0.0627	0.485	0.00 - 0.50
NBZ-00189	90247	Th-228	1.29	0.121	0.121	3.98	0.00 - 0.50
NBZ-00189	90247	Th-229	0.0213 U	0.0852	0.0235	0.145	0.00 - 0.50
NBZ-00189	90247	Th-230	1.09	0.0762	0.105	2.2	0.00 - 0.50
NBZ-00189	90247	Th-232	1.14	0.0519	0.107	3.1	0.00 - 0.50
NBZ-00189	90247	Th-234	1.22	0.304	0.148	3.19	0.00 - 0.50
NBZ-00189	90247	Tl-208	0.37	0.0168	0.0228	0.937	0.00 - 0.50
NBZ-00189	90247	Tm-171	6.7 U	14.9	5.03	72.4	0.00 - 0.50
NBZ-00189	90247	U-233/234	1.13	0.0303	0.104	2.02	0.00 - 0.50
NBZ-00189	90247	U-235/236	0.047	0.0159	0.0169	0.151	0.00 - 0.50
NBZ-00189	90247	U-238	0.98	0.0303	0.0938	1.8	0.00 - 0.50
NBZ-00190	90248	Ac-227	-0.179 U J	0.23	0.0846	0.217	0.00 - 0.50
NBZ-00190	90248	Am-241	0.01 U	0.0249	0.0074	0.0454	0.00 - 0.50
NBZ-00190	90248	Bi-212	0.898	0.143	0.0938	2.15	0.00 - 0.50
NBZ-00190	90248	Bi-214	1.04	0.0346	0.0507	1.59	0.00 - 0.50
NBZ-00190	90248	Cd-113m	-65.2 U	157	50.1	3030	0.00 - 0.50
NBZ-00190	90248	Cm-243/244	-0.0041 U	0.025	0.0052	0.0443	0.00 - 0.50
NBZ-00190	90248	Co-60	-0.0155 U J	0.0211	0.0075	0.028	0.00 - 0.50
NBZ-00190	90248	Cs-134	-0.0056 U	0.0168	0.0059	0.0864	0.00 - 0.50
NBZ-00190	90248	Cs-137	0.114	0.0196	0.0114	0.207	0.00 - 0.50
NBZ-00190	90248	Eu-152	-0.035 U	0.0564	0.0226	0.0566	0.00 - 0.50
NBZ-00190	90248	Eu-154	-0.0234 U	0.12	0.0367	0.15	0.00 - 0.50
NBZ-00190	90248	Eu-155	0.0519 JSK	0.0857	0.0279	0.231	0.00 - 0.50
NBZ-00190	90248	Ho-166m	-0.0053 U	0.0311	0.0093	0.0432	0.00 - 0.50
NBZ-00190	90248	K-40	25.9	0.15	1.61	32.4	0.00 - 0.50
NBZ-00190	90248	Na-22	-0.0123 U	0.0254	0.0082	0.037	0.00 - 0.50
NBZ-00190	90248	Nb-94	0.0054 U	0.0185	0.0055	0.0214	0.00 - 0.50
NBZ-00190	90248	Np-236	0.0154 U	0.0466	0.0142	0.047	0.00 - 0.50
NBZ-00190	90248	Np-239	-0.0377 U	0.156	0.0491	0.139	0.00 - 0.50
NBZ-00190	90248	Pa-231	-0.384 U	0.954	0.314	0.936	0.00 - 0.50
NBZ-00190	90248	Pb-212	1.29	0.0391	0.086	2.69	0.00 - 0.50
NBZ-00190	90248	Pb-214	1.23	0.0407	0.0628	1.7	0.00 - 0.50

Table A.2
Analytical Results Summary
Northern Buffer Zone, Round 1

Sample Location	Sample ID	Analyte Name	Activity	MDC	TPU	RTL	Sample Depth (feet bgs)
NBZ-00190	90248	Pu-238	-0.0113 U	0.0414	0.0095	0.0415	0.00 - 0.50
NBZ-00190	90248	Pu-239/240	-0.0014 U	0.0247	0.0054	0.0404	0.00 - 0.50
NBZ-00190	90248	Sb-125	0.0102 U	0.0526	0.0157	0.354	0.00 - 0.50
NBZ-00190	90248	Sn-126	-0.0009 U	0.0204	0.006	0.0237	0.00 - 0.50
NBZ-00190	90248	Sr-90	0.117	0.127	0.0444	0.485	0.00 - 0.50
NBZ-00190	90248	Th-228	0.963 L	0.141	0.118	3.98	0.00 - 0.50
NBZ-00190	90248	Th-229	0.0098 UL	0.155	0.0404	0.145	0.00 - 0.50
NBZ-00190	90248	Th-230	0.664 L	0.214	0.106	2.2	0.00 - 0.50
NBZ-00190	90248	Th-232	1.05 L	0.0264	0.117	3.1	0.00 - 0.50
NBZ-00190	90248	Th-234	1.41 J	0.469	0.373	3.19	0.00 - 0.50
NBZ-00190	90248	Tl-208	0.41	0.0185	0.0244	0.937	0.00 - 0.50
NBZ-00190	90248	Tm-171	2.2 U	22	6.42	72.4	0.00 - 0.50
NBZ-00190	90248	U-233/234	0.821	0.112	0.105	2.02	0.00 - 0.50
NBZ-00190	90248	U-235/236	0.0508	0.0275	0.023	0.151	0.00 - 0.50
NBZ-00190	90248	U-238	1.03	0.0744	0.119	1.8	0.00 - 0.50
NBZ-00192	90249	Ac-227	0.0724 U	0.199	0.0604	0.217	0.00 - 0.50
NBZ-00192	90249	Am-241	0.0014 U	0.0378	0.0089	0.0454	0.00 - 0.50
NBZ-00192	90249	Bi-212	0.888	0.145	0.0825	2.15	0.00 - 0.50
NBZ-00192	90249	Bi-214	1.27	0.0337	0.0592	1.59	0.00 - 0.50
NBZ-00192	90249	Cd-113m	4.57 U	131	41.5	3030	0.00 - 0.50
NBZ-00192	90249	Cm-243/244	-0.0171 U	0.0516	0.0103	0.0443	0.00 - 0.50
NBZ-00192	90249	Co-60	-0.0019 U	0.0194	0.0057	0.028	0.00 - 0.50
NBZ-00192	90249	Cs-134	0.0037 U	0.017	0.0057	0.0864	0.00 - 0.50
NBZ-00192	90249	Cs-137	0.0722	0.0188	0.0082	0.207	0.00 - 0.50
NBZ-00192	90249	Eu-152	0.0002 U	0.0496	0.0169	0.0566	0.00 - 0.50
NBZ-00192	90249	Eu-154	-0.0144 U	0.107	0.0362	0.15	0.00 - 0.50
NBZ-00192	90249	Eu-155	0.0365 SK	0.0666	0.0252	0.231	0.00 - 0.50
NBZ-00192	90249	Ho-166m	-0.0036 U	0.0292	0.0087	0.0432	0.00 - 0.50
NBZ-00192	90249	K-40	23.6	0.141	1.28	32.4	0.00 - 0.50
NBZ-00192	90249	Na-22	0.0056 U	0.0247	0.0073	0.037	0.00 - 0.50
NBZ-00192	90249	Nb-94	-0.0037 U	0.0171	0.0052	0.0214	0.00 - 0.50
NBZ-00192	90249	Np-236	-0.0031 U	0.037	0.0113	0.047	0.00 - 0.50
NBZ-00192	90249	Np-239	0.0238 U	0.133	0.0393	0.139	0.00 - 0.50

Table A.2
Analytical Results Summary
Northern Buffer Zone, Round 1

Sample Location	Sample ID	Analyte Name	Activity	MDC	TPU	RTL	Sample Depth (feet bgs)
NBZ-00192	90249	Pa-231	-0.392 U	0.824	0.265	0.936	0.00 - 0.50
NBZ-00192	90249	Pb-212	1.33	0.0332	0.0766	2.69	0.00 - 0.50
NBZ-00192	90249	Pb-214	1.37	0.0345	0.0645	1.7	0.00 - 0.50
NBZ-00192	90249	Pu-238	0.0238	0.0081	0.0085	0.0415	0.00 - 0.50
NBZ-00192	90249	Pu-239/240	-0.0043 U	0.0235	0.0043	0.0404	0.00 - 0.50
NBZ-00192	90249	Sb-125	-0.0197 U	0.0461	0.015	0.354	0.00 - 0.50
NBZ-00192	90249	Sn-126	-0.0064 U	0.0189	0.0059	0.0237	0.00 - 0.50
NBZ-00192	90249	Sr-90	0.0063 U	0.203	0.055	0.485	0.00 - 0.50
NBZ-00192	90249	Th-228	1.31 L	0.09	0.149	3.98	0.00 - 0.50
NBZ-00192	90249	Th-229	0.024 UL	0.144	0.0379	0.145	0.00 - 0.50
NBZ-00192	90249	Th-230	1.66 L	0.111	0.173	2.2	0.00 - 0.50
NBZ-00192	90249	Th-232	1.45 L	0.0323	0.157	3.1	0.00 - 0.50
NBZ-00192	90249	Th-234	1.71 J	0.297	0.156	3.19	0.00 - 0.50
NBZ-00192	90249	Tl-208	0.407	0.0182	0.0247	0.937	0.00 - 0.50
NBZ-00192	90249	Tm-171	3.45 U	11.6	3.91	72.4	0.00 - 0.50
NBZ-00192	90249	U-233/234	1.52	0.0659	0.129	2.02	0.00 - 0.50
NBZ-00192	90249	U-235/236	0.0893	0.0349	0.0237	0.151	0.00 - 0.50
NBZ-00192	90249	U-238	1.54	0.0608	0.131	1.8	0.00 - 0.50
NBZ-00193	90149	Ac-227	0.0411 U	0.225	0.0665	0.217	0.00 - 0.50
NBZ-00193	90149	Am-241	0.0002 U	0.0208	0.0047	0.0454	0.00 - 0.50
NBZ-00193	90149	Bi-212	0.896	0.143	0.0869	2.15	0.00 - 0.50
NBZ-00193	90149	Bi-214	1.12	0.0345	0.0533	1.59	0.00 - 0.50
NBZ-00193	90149	Cd-113m	-101 U	147	56.3	3030	0.00 - 0.50
NBZ-00193	90149	Cm-243/244	0.0053 U	0.0164	0.0047	0.0443	0.00 - 0.50
NBZ-00193	90149	Co-60	-0.0078 U	0.0186	0.006	0.028	0.00 - 0.50
NBZ-00193	90149	Cs-134	0.0109 JSK	0.0168	0.0062	0.0864	0.00 - 0.50
NBZ-00193	90149	Cs-137	0.0618	0.0222	0.0107	0.207	0.00 - 0.50
NBZ-00193	90149	Eu-152	0.0188 U	0.0547	0.0237	0.0566	0.00 - 0.50
NBZ-00193	90149	Eu-154	-0.0546 U	0.105	0.0346	0.15	0.00 - 0.50
NBZ-00193	90149	Eu-155	0.086 SK	0.0823	0.0305	0.231	0.00 - 0.50
NBZ-00193	90149	Ho-166m	-0.0028 U	0.0292	0.0086	0.0432	0.00 - 0.50
NBZ-00193	90149	K-40	22.7	0.134	1.24	32.4	0.00 - 0.50
NBZ-00193	90149	Na-22	-0.0079 U	0.0227	0.0072	0.037	0.00 - 0.50

Table A.2
Analytical Results Summary
Northern Buffer Zone, Round 1

Sample Location	Sample ID	Analyte Name	Activity	MDC	TPU	RTL	Sample Depth (feet bgs)
NBZ-00193	90149	Nb-94	0.0071 U	0.0174	0.0052	0.0214	0.00 - 0.50
NBZ-00193	90149	Np-236	-0.0067 U	0.0455	0.0144	0.047	0.00 - 0.50
NBZ-00193	90149	Np-239	-0.0348 U	0.152	0.0454	0.139	0.00 - 0.50
NBZ-00193	90149	Pa-231	-0.287 U	0.943	0.316	0.936	0.00 - 0.50
NBZ-00193	90149	Pb-212	1.36	0.0383	0.0793	2.69	0.00 - 0.50
NBZ-00193	90149	Pb-214	1.27	0.0398	0.0605	1.7	0.00 - 0.50
NBZ-00193	90149	Pu-238	0.0102	0.0198	0.0066	0.0415	0.00 - 0.50
NBZ-00193	90149	Pu-239/240	-0.0022 U	0.0197	0.0038	0.0404	0.00 - 0.50
NBZ-00193	90149	Sb-125	-0.0334 U	0.0488	0.0169	0.354	0.00 - 0.50
NBZ-00193	90149	Sn-126	0.0066 U	0.0193	0.0057	0.0237	0.00 - 0.50
NBZ-00193	90149	Sr-90	-0.007 U	0.143	0.038	0.485	0.00 - 0.50
NBZ-00193	90149	Th-228	0.525 L	0.0766	0.0603	3.98	0.00 - 0.50
NBZ-00193	90149	Th-229	-0.01 U L	0.0795	0.0187	0.145	0.00 - 0.50
NBZ-00193	90149	Th-230	0.375 L	0.0655	0.0492	2.2	0.00 - 0.50
NBZ-00193	90149	Th-232	0.423 L	0.0135	0.05	3.1	0.00 - 0.50
NBZ-00193	90149	Th-234	1.46 J	0.435	0.381	3.19	0.00 - 0.50
NBZ-00193	90149	Tl-208	0.425	0.0178	0.0263	0.937	0.00 - 0.50
NBZ-00193	90149	Tm-171	-9.58 U	18.9	6.35	72.4	0.00 - 0.50
NBZ-00193	90149	U-233/234	0.311	0.0559	0.0425	2.02	0.00 - 0.50
NBZ-00193	90149	U-235/236	0.0041 U	0.0438	0.0103	0.151	0.00 - 0.50
NBZ-00193	90149	U-238	0.309	0.0354	0.0407	1.8	0.00 - 0.50
NBZ-00194	90164	Ac-227	-0.0306 U	0.163	0.0486	0.217	0.00 - 0.50
NBZ-00194	90164	Am-241	0.0051 U	0.0241	0.0064	0.0454	0.00 - 0.50
NBZ-00194	90164	Bi-212	0.864	0.11	0.0685	2.15	0.00 - 0.50
NBZ-00194	90164	Bi-214	0.934	0.0254	0.0441	1.59	0.00 - 0.50
NBZ-00194	90164	Cd-113m	28 U	110	33.8	3030	0.00 - 0.50
NBZ-00194	90164	Cm-243/244	-0.0081 U	0.0382	0.0086	0.0443	0.00 - 0.50
NBZ-00194	90164	Co-60	-0.0046 U	0.0145	0.0044	0.028	0.00 - 0.50
NBZ-00194	90164	Cs-134	0.0041 U	0.0128	0.0045	0.0864	0.00 - 0.50
NBZ-00194	90164	Cs-137	0.105	0.016	0.0096	0.207	0.00 - 0.50
NBZ-00194	90164	Eu-152	0.0034 U	0.0401	0.0135	0.0566	0.00 - 0.50
NBZ-00194	90164	Eu-154	-0.0399 U	0.0826	0.031	0.15	0.00 - 0.50
NBZ-00194	90164	Eu-155	0.0517 SK	0.0553	0.0184	0.231	0.00 - 0.50

Table A.2
Analytical Results Summary
Northern Buffer Zone, Round 1

Sample Location	Sample ID	Analyte Name	Activity	MDC	TPU	RTL	Sample Depth (feet bgs)
NBZ-00194	90164	Ho-166m	-0.0098 U	0.0222	0.007	0.0432	0.00 - 0.50
NBZ-00194	90164	K-40	22.9	0.109	1.25	32.4	0.00 - 0.50
NBZ-00194	90164	Na-22	-0.0001 U	0.0178	0.0054	0.037	0.00 - 0.50
NBZ-00194	90164	Nb-94	0.0035 U	0.0134	0.0039	0.0214	0.00 - 0.50
NBZ-00194	90164	Np-236	-0.0148 U J	0.0306	0.0101	0.047	0.00 - 0.50
NBZ-00194	90164	Np-239	0.0587 J	0.112	0.0351	0.139	0.00 - 0.50
NBZ-00194	90164	Pa-231	-0.029 U	0.675	0.206	0.936	0.00 - 0.50
NBZ-00194	90164	Pb-212	1.22	0.0273	0.0657	2.69	0.00 - 0.50
NBZ-00194	90164	Pb-214	1.02	0.0287	0.0465	1.7	0.00 - 0.50
NBZ-00194	90164	Pu-238	-0.0098 U	0.0387	0.0078	0.0415	0.00 - 0.50
NBZ-00194	90164	Pu-239/240	0.0072 U	0.0223	0.0064	0.0404	0.00 - 0.50
NBZ-00194	90164	Sb-125	0.0137 U	0.0376	0.0115	0.354	0.00 - 0.50
NBZ-00194	90164	Sn-126	0.0049 U	0.0151	0.0044	0.0237	0.00 - 0.50
NBZ-00194	90164	Sr-90	0.0155 U	0.139	0.0381	0.485	0.00 - 0.50
NBZ-00194	90164	Th-228	1.01 L	0.0515	0.098	3.98	0.00 - 0.50
NBZ-00194	90164	Th-229	0.0205 U L	0.0897	0.0247	0.145	0.00 - 0.50
NBZ-00194	90164	Th-230	0.648 L	0.082	0.0763	2.2	0.00 - 0.50
NBZ-00194	90164	Th-232	0.959 L	0.0501	0.0941	3.1	0.00 - 0.50
NBZ-00194	90164	Th-234	1.37	0.234	0.123	3.19	0.00 - 0.50
NBZ-00194	90164	Tl-208	0.361	0.0133	0.0212	0.937	0.00 - 0.50
NBZ-00194	90164	Tm-171	-3.4 U	9.09	3.18	72.4	0.00 - 0.50
NBZ-00194	90164	U-233/234	0.719	0.0961	0.0886	2.02	0.00 - 0.50
NBZ-00194	90164	U-235/236	0.0582	0.0225	0.0224	0.151	0.00 - 0.50
NBZ-00194	90164	U-238	0.816	0.0429	0.0934	1.8	0.00 - 0.50
NBZ-00195	90175	Ac-227	-0.0254 U	0.166	0.0502	0.217	0.00 - 0.50
NBZ-00195	90175	Am-241	0.0021 U	0.0225	0.0053	0.0454	0.00 - 0.50
NBZ-00195	90175	Bi-212	0.884	0.108	0.0715	2.15	0.00 - 0.50
NBZ-00195	90175	Bi-214	1	0.0252	0.0473	1.59	0.00 - 0.50
NBZ-00195	90175	Cd-113m	-30.1 U	109	35	3030	0.00 - 0.50
NBZ-00195	90175	Cm-243/244	-0.0126 U	0.0409	0.0087	0.0443	0.00 - 0.50
NBZ-00195	90175	Co-60	-0.0076 U	0.0141	0.0046	0.028	0.00 - 0.50
NBZ-00195	90175	Cs-134	-0.0024 U	0.0123	0.0042	0.0864	0.00 - 0.50
NBZ-00195	90175	Cs-137	0.0496	0.0144	0.0069	0.207	0.00 - 0.50

Table A.2
Analytical Results Summary
Northern Buffer Zone, Round 1

Sample Location	Sample ID	Analyte Name	Activity	MDC	TPU	RTL	Sample Depth (feet bgs)
NBZ-00195	90175	Eu-152	-0.0087 U	0.0402	0.0142	0.0566	0.00 - 0.50
NBZ-00195	90175	Eu-154	-0.0114 U	0.0802	0.0243	0.15	0.00 - 0.50
NBZ-00195	90175	Eu-155	0.0628 JSK	0.061	0.023	0.231	0.00 - 0.50
NBZ-00195	90175	Ho-166m	0.0027 U	0.0227	0.0067	0.0432	0.00 - 0.50
NBZ-00195	90175	K-40	19.8	0.107	1.15	32.4	0.00 - 0.50
NBZ-00195	90175	Na-22	-0.0098 U	0.0164	0.0055	0.037	0.00 - 0.50
NBZ-00195	90175	Nb-94	0.0103 JSK	0.0136	0.0046	0.0214	0.00 - 0.50
NBZ-00195	90175	Np-236	0.0027 U	0.0325	0.0095	0.047	0.00 - 0.50
NBZ-00195	90175	Np-239	0.0097 U	0.113	0.0339	0.139	0.00 - 0.50
NBZ-00195	90175	Pa-231	0.132 U	0.701	0.219	0.936	0.00 - 0.50
NBZ-00195	90175	Pb-212	1.28	0.0275	0.0818	2.69	0.00 - 0.50
NBZ-00195	90175	Pb-214	1.1	0.0282	0.0546	1.7	0.00 - 0.50
NBZ-00195	90175	Pu-238	-0.0048 U	0.0227	0.0046	0.0415	0.00 - 0.50
NBZ-00195	90175	Pu-239/240	-0.0025 U	0.0137	0.0025	0.0404	0.00 - 0.50
NBZ-00195	90175	Sb-125	-0.0082 U	0.0372	0.0116	0.354	0.00 - 0.50
NBZ-00195	90175	Sn-126	0.0107 J	0.0154	0.005	0.0237	0.00 - 0.50
NBZ-00195	90175	Sr-90	0.0296 U	0.205	0.0591	0.485	0.00 - 0.50
NBZ-00195	90175	Th-228	0.575 L	0.0693	0.0732	3.98	0.00 - 0.50
NBZ-00195	90175	Th-229	0 UL	0.0958	0.0231	0.145	0.00 - 0.50
NBZ-00195	90175	Th-230	0.335 L	0.0956	0.0571	2.2	0.00 - 0.50
NBZ-00195	90175	Th-232	0.531 L	0.0675	0.0692	3.1	0.00 - 0.50
NBZ-00195	90175	Th-234	1.47	0.253	0.143	3.19	0.00 - 0.50
NBZ-00195	90175	Tl-208	0.382	0.0142	0.0226	0.937	0.00 - 0.50
NBZ-00195	90175	Tm-171	-2.43 U	10.2	3.63	72.4	0.00 - 0.50
NBZ-00195	90175	U-233/234	0.352	0.0665	0.0472	2.02	0.00 - 0.50
NBZ-00195	90175	U-235/236	0.0401	0.0136	0.0144	0.151	0.00 - 0.50
NBZ-00195	90175	U-238	0.493	0.032	0.0552	1.8	0.00 - 0.50
NBZ-00196	90183	Ac-227	-0.0911 U	0.193	0.0617	0.217	0.00 - 0.50
NBZ-00196	90183	Am-241	-0.0011 U	0.0196	0.0036	0.0454	0.00 - 0.50
NBZ-00196	90183	Bi-212	0.996	0.136	0.0816	2.15	0.00 - 0.50
NBZ-00196	90183	Bi-214	1.04	0.0322	0.0508	1.59	0.00 - 0.50
NBZ-00196	90183	Cd-113m	-36.7 U	128	42.1	3030	0.00 - 0.50
NBZ-00196	90183	Cm-243/244	-0.0033 U	0.0291	0.0062	0.0443	0.00 - 0.50

Table A.2
Analytical Results Summary
Northern Buffer Zone, Round 1

Sample Location	Sample ID	Analyte Name	Activity	MDC	TPU	RTL	Sample Depth (feet bgs)
NBZ-00196	90183	Co-60	0.0082 U	0.0199	0.0059	0.028	0.00 - 0.50
NBZ-00196	90183	Cs-134	-0.002 U	0.0158	0.0054	0.0864	0.00 - 0.50
NBZ-00196	90183	Cs-137	0.0658	0.0199	0.0097	0.207	0.00 - 0.50
NBZ-00196	90183	Eu-152	-0.0329 U J	0.0468	0.0164	0.0566	0.00 - 0.50
NBZ-00196	90183	Eu-154	-0.0626 U	0.105	0.0347	0.15	0.00 - 0.50
NBZ-00196	90183	Eu-155	0.0835 SK	0.0657	0.0249	0.231	0.00 - 0.50
NBZ-00196	90183	Ho-166m	-0.0034 U	0.0278	0.0083	0.0432	0.00 - 0.50
NBZ-00196	90183	K-40	21.8	0.148	1.18	32.4	0.00 - 0.50
NBZ-00196	90183	Na-22	-0.0015 U	0.0228	0.0067	0.037	0.00 - 0.50
NBZ-00196	90183	Nb-94	0.0078 U	0.0171	0.0052	0.0214	0.00 - 0.50
NBZ-00196	90183	Np-236	-0.0101 U	0.0367	0.0115	0.047	0.00 - 0.50
NBZ-00196	90183	Np-239	0.0716 J	0.133	0.042	0.139	0.00 - 0.50
NBZ-00196	90183	Pa-231	-0.0575 U	0.82	0.244	0.936	0.00 - 0.50
NBZ-00196	90183	Pb-212	1.47	0.032	0.0845	2.69	0.00 - 0.50
NBZ-00196	90183	Pb-214	1.14	0.0342	0.0557	1.7	0.00 - 0.50
NBZ-00196	90183	Pu-238	-0.0096 U	0.0403	0.0093	0.0415	0.00 - 0.50
NBZ-00196	90183	Pu-239/240	0.0096 U	0.0295	0.0085	0.0404	0.00 - 0.50
NBZ-00196	90183	Sb-125	0.0176 U	0.0464	0.0144	0.354	0.00 - 0.50
NBZ-00196	90183	Sn-126	0.0132 J	0.0192	0.0063	0.0237	0.00 - 0.50
NBZ-00196	90183	Sr-90	-0.0273 U	0.0915	0.0216	0.485	0.00 - 0.50
NBZ-00196	90183	Th-228	1.39 L	0.0197	0.123	3.98	0.00 - 0.50
NBZ-00196	90183	Th-229	-0.0072 UL	0.12	0.0296	0.145	0.00 - 0.50
NBZ-00196	90183	Th-230	0.967 L	0.0939	0.099	2.2	0.00 - 0.50
NBZ-00196	90183	Th-232	1.36 L	0.0193	0.12	3.1	0.00 - 0.50
NBZ-00196	90183	Th-234	1.46 J	0.279	0.141	3.19	0.00 - 0.50
NBZ-00196	90183	Tl-208	0.476	0.0176	0.0274	0.937	0.00 - 0.50
NBZ-00196	90183	Tm-171	-4.33 U	11.5	3.98	72.4	0.00 - 0.50
NBZ-00196	90183	U-233/234	0.895	0.0636	0.093	2.02	0.00 - 0.50
NBZ-00196	90183	U-235/236	0.0711	0.0531	0.0248	0.151	0.00 - 0.50
NBZ-00196	90183	U-238	0.92	0.0493	0.0942	1.8	0.00 - 0.50
NBZ-00197	90186	Ac-227	-0.0479 U	0.227	0.0705	0.217	0.00 - 0.50
NBZ-00197	90186	Am-241	-0.0017 U	0.0287	0.0066	0.0454	0.00 - 0.50
NBZ-00197	90186	Bi-212	0.884	0.137	0.0901	2.15	0.00 - 0.50

Table A.2
Analytical Results Summary
Northern Buffer Zone, Round 1

Sample Location	Sample ID	Analyte Name	Activity	MDC	TPU	RTL	Sample Depth (feet bgs)
NBZ-00197	90186	Bi-214	1.07	0.0334	0.0519	1.59	0.00 - 0.50
NBZ-00197	90186	Cd-113m	52.6 U	151	53.5	3030	0.00 - 0.50
NBZ-00197	90186	Cm-243/244	-0.0065 U	0.0401	0.0097	0.0443	0.00 - 0.50
NBZ-00197	90186	Co-60	-0.0041 U	0.0183	0.0056	0.028	0.00 - 0.50
NBZ-00197	90186	Cs-134	0.0026 U	0.0161	0.0055	0.0864	0.00 - 0.50
NBZ-00197	90186	Cs-137	0.212 Y	0.0189	0.0146	0.207	0.00 - 0.50
NBZ-00197	90186	Eu-152	-0.0066 U	0.0543	0.0194	0.0566	0.00 - 0.50
NBZ-00197	90186	Eu-154	-0.0331 U	0.105	0.0322	0.15	0.00 - 0.50
NBZ-00197	90186	Eu-155	0.0543 JSK	0.0838	0.0277	0.231	0.00 - 0.50
NBZ-00197	90186	Ho-166m	-0.0032 U	0.028	0.0085	0.0432	0.00 - 0.50
NBZ-00197	90186	K-40	23.6	0.161	1.32	32.4	0.00 - 0.50
NBZ-00197	90186	Na-22	0.004 U	0.0217	0.0074	0.037	0.00 - 0.50
NBZ-00197	90186	Nb-94	0.0082 U	0.0169	0.0053	0.0214	0.00 - 0.50
NBZ-00197	90186	Np-236	0.0187 U	0.0456	0.0141	0.047	0.00 - 0.50
NBZ-00197	90186	Np-239	0.0476 U	0.156	0.0484	0.139	0.00 - 0.50
NBZ-00197	90186	Pa-231	-0.542 U	0.925	0.316	0.936	0.00 - 0.50
NBZ-00197	90186	Pb-212	1.59	0.0374	0.0946	2.69	0.00 - 0.50
NBZ-00197	90186	Pb-214	1.3	0.0379	0.0613	1.7	0.00 - 0.50
NBZ-00197	90186	Pu-238	-0.0027 U	0.021	0.0037	0.0415	0.00 - 0.50
NBZ-00197	90186	Pu-239/240	0.0089	0.021	0.0064	0.0404	0.00 - 0.50
NBZ-00197	90186	Sb-125	-0.0012 U	0.0501	0.0147	0.354	0.00 - 0.50
NBZ-00197	90186	Sn-126	0.0043 U	0.0194	0.0058	0.0237	0.00 - 0.50
NBZ-00197	90186	Sr-90	0.0607 U	0.127	0.0391	0.485	0.00 - 0.50
NBZ-00197	90186	Th-228	1.38 L	0.0948	0.112	3.98	0.00 - 0.50
NBZ-00197	90186	Th-229	0.0056 UL	0.0838	0.0216	0.145	0.00 - 0.50
NBZ-00197	90186	Th-230	0.969 L	0.0785	0.0885	2.2	0.00 - 0.50
NBZ-00197	90186	Th-232	1.3 L	0.0667	0.106	3.1	0.00 - 0.50
NBZ-00197	90186	Th-234	2.22	0.372	0.228	3.19	0.00 - 0.50
NBZ-00197	90186	Tl-208	0.465	0.0178	0.0271	0.937	0.00 - 0.50
NBZ-00197	90186	Tm-171	-5.29 U	17.5	5.98	72.4	0.00 - 0.50
NBZ-00197	90186	U-233/234	0.894	0.0557	0.0908	2.02	0.00 - 0.50
NBZ-00197	90186	U-235/236	0.0632	0.0171	0.0204	0.151	0.00 - 0.50
NBZ-00197	90186	U-238	0.858	0.0463	0.0879	1.8	0.00 - 0.50

Table A.2
Analytical Results Summary
Northern Buffer Zone, Round 1

Sample Location	Sample ID	Analyte Name	Activity	MDC	TPU	RTL	Sample Depth (feet bgs)
NBZ-00198	90200	Ac-227	-0.0765 U	0.241	0.0744	0.217	0.00 - 0.50
NBZ-00198	90200	Am-241	-0.0153 U	0.046	0.0092	0.0454	0.00 - 0.50
NBZ-00198	90200	Bi-212	1.03 J	0.287	0.266	2.15	0.00 - 0.50
NBZ-00198	90200	Bi-214	1.05	0.043	0.0558	1.59	0.00 - 0.50
NBZ-00198	90200	Cd-113m	40.9 U	165	50.9	3030	0.00 - 0.50
NBZ-00198	90200	Cm-243/244	0.0029 U	0.051	0.0133	0.0443	0.00 - 0.50
NBZ-00198	90200	Co-60	0.0063 U	0.0265	0.0077	0.028	0.00 - 0.50
NBZ-00198	90200	Cs-134	0.0003 U	0.0213	0.0072	0.0864	0.00 - 0.50
NBZ-00198	90200	Cs-137	0.0096 U	0.0264	0.0079	0.207	0.00 - 0.50
NBZ-00198	90200	Eu-152	-0.0472 U J	0.0599	0.0232	0.0566	0.00 - 0.50
NBZ-00198	90200	Eu-154	-0.0464 U	0.136	0.0418	0.15	0.00 - 0.50
NBZ-00198	90200	Eu-155	0.0782 SK	0.0783	0.0288	0.231	0.00 - 0.50
NBZ-00198	90200	Ho-166m	-0.0055 U	0.0388	0.0117	0.0432	0.00 - 0.50
NBZ-00198	90200	K-40	21.3	0.194	1.23	32.4	0.00 - 0.50
NBZ-00198	90200	Na-22	-0.0054 U	0.0294	0.0089	0.037	0.00 - 0.50
NBZ-00198	90200	Nb-94	-0.0029 U	0.0222	0.0066	0.0214	0.00 - 0.50
NBZ-00198	90200	Np-236	-0.018 U J	0.0426	0.0138	0.047	0.00 - 0.50
NBZ-00198	90200	Np-239	0.0264 U J	0.163	0.0481	0.139	0.00 - 0.50
NBZ-00198	90200	Pa-231	-0.156 U	1.03	0.354	0.936	0.00 - 0.50
NBZ-00198	90200	Pb-212	1.36	0.0397	0.0807	2.69	0.00 - 0.50
NBZ-00198	90200	Pb-214	1.13	0.0455	0.0564	1.7	0.00 - 0.50
NBZ-00198	90200	Pu-238	0.0159	0.033	0.0102	0.0415	0.00 - 0.50
NBZ-00198	90200	Pu-239/240	-0.0016 U	0.029	0.0063	0.0404	0.00 - 0.50
NBZ-00198	90200	Sb-125	-0.0094 U	0.0605	0.0187	0.354	0.00 - 0.50
NBZ-00198	90200	Sn-126	-0.0031 U	0.025	0.0075	0.0237	0.00 - 0.50
NBZ-00198	90200	Sr-90	0.21	0.199	0.0691	0.485	0.00 - 0.50
NBZ-00198	90200	Th-228	1.22 L	0.0895	0.121	3.98	0.00 - 0.50
NBZ-00198	90200	Th-229	0.0326 U L	0.0876	0.0258	0.145	0.00 - 0.50
NBZ-00198	90200	Th-230	0.885 L	0.0874	0.0988	2.2	0.00 - 0.50
NBZ-00198	90200	Th-232	1.13 L	0.0219	0.113	3.1	0.00 - 0.50
NBZ-00198	90200	Th-234	1.56	0.335	0.166	3.19	0.00 - 0.50
NBZ-00198	90200	Tl-208	0.412	0.0245	0.0271	0.937	0.00 - 0.50
NBZ-00198	90200	Tm-171	-4.26 U	14	4.83	72.4	0.00 - 0.50

Table A.2
Analytical Results Summary
Northern Buffer Zone, Round 1

Sample Location	Sample ID	Analyte Name	Activity	MDC	TPU	RTL	Sample Depth (feet bgs)
NBZ-00198	90200	U-233/234	0.82	0.0896	0.1	2.02	0.00 - 0.50
NBZ-00198	90200	U-235/236	0.0337	0.0748	0.0234	0.151	0.00 - 0.50
NBZ-00198	90200	U-238	0.892	0.0489	0.104	1.8	0.00 - 0.50
NBZ-00199	90156	Ac-227	-0.0706 U	0.188	0.059	0.217	0.00 - 0.50
NBZ-00199	90156	Am-241	0.0022 U	0.0198	0.0049	0.0454	0.00 - 0.50
NBZ-00199	90156	Bi-212	0.827	0.126	0.0846	2.15	0.00 - 0.50
NBZ-00199	90156	Bi-214	0.77	0.0288	0.0398	1.59	0.00 - 0.50
NBZ-00199	90156	Cd-113m	-9.47 U	125	37.3	3030	0.00 - 0.50
NBZ-00199	90156	Cm-243/244	-0.0071 U	0.0215	0.0038	0.0443	0.00 - 0.50
NBZ-00199	90156	Co-60	0.001 U	0.0182	0.0053	0.028	0.00 - 0.50
NBZ-00199	90156	Cs-134	0.0046 U	0.0141	0.0048	0.0864	0.00 - 0.50
NBZ-00199	90156	Cs-137	0.0153	0.0167	0.0061	0.207	0.00 - 0.50
NBZ-00199	90156	Eu-152	-0.0169 U	0.0471	0.0161	0.0566	0.00 - 0.50
NBZ-00199	90156	Eu-154	0.0017 U	0.0973	0.0282	0.15	0.00 - 0.50
NBZ-00199	90156	Eu-155	0.0424 JSK	0.0699	0.0234	0.231	0.00 - 0.50
NBZ-00199	90156	Ho-166m	-0.0055 U	0.0266	0.0081	0.0432	0.00 - 0.50
NBZ-00199	90156	K-40	17.8	0.125	0.979	32.4	0.00 - 0.50
NBZ-00199	90156	Na-22	-0.0013 U	0.0216	0.0072	0.037	0.00 - 0.50
NBZ-00199	90156	Nb-94	0.0037 U	0.0155	0.0046	0.0214	0.00 - 0.50
NBZ-00199	90156	Np-236	-0.0157 U	0.0371	0.0121	0.047	0.00 - 0.50
NBZ-00199	90156	Np-239	0.0062 U	0.128	0.0377	0.139	0.00 - 0.50
NBZ-00199	90156	Pa-231	-0.22 U	0.819	0.261	0.936	0.00 - 0.50
NBZ-00199	90156	Pb-212	1.19	0.0326	0.0727	2.69	0.00 - 0.50
NBZ-00199	90156	Pb-214	0.863	0.0336	0.0434	1.7	0.00 - 0.50
NBZ-00199	90156	Pu-238	0.0031 U	0.0156	0.004	0.0415	0.00 - 0.50
NBZ-00199	90156	Pu-239/240	0.0119	0.0054	0.0049	0.0404	0.00 - 0.50
NBZ-00199	90156	Sb-125	0.0065 U	0.0436	0.0133	0.354	0.00 - 0.50
NBZ-00199	90156	Sn-126	0.0027 U	0.017	0.005	0.0237	0.00 - 0.50
NBZ-00199	90156	Sr-90	-0.0391 U	0.176	0.0438	0.485	0.00 - 0.50
NBZ-00199	90156	Th-228	0.608	0.068	0.0748	3.98	0.00 - 0.50
NBZ-00199	90156	Th-229	0.057	0.0856	0.0286	0.145	0.00 - 0.50
NBZ-00199	90156	Th-230	0.348	0.066	0.0546	2.2	0.00 - 0.50
NBZ-00199	90156	Th-232	0.34	0.0852	0.0557	3.1	0.00 - 0.50

Table A.2
Analytical Results Summary
Northern Buffer Zone, Round 1

Sample Location	Sample ID	Analyte Name	Activity	MDC	TPU	RTL	Sample Depth (feet bgs)
NBZ-00199	90156	Th-234	1.15 J	0.369	0.306	3.19	0.00 - 0.50
NBZ-00199	90156	Tl-208	0.367	0.0157	0.0232	0.937	0.00 - 0.50
NBZ-00199	90156	Tm-171	-9.59 U	15.9	5.39	72.4	0.00 - 0.50
NBZ-00199	90156	U-233/234	0.29	0.118	0.06	2.02	0.00 - 0.50
NBZ-00199	90156	U-235/236	-0.0043 U	0.0776	0.0141	0.151	0.00 - 0.50
NBZ-00199	90156	U-238	0.424	0.0507	0.0662	1.8	0.00 - 0.50
NBZ-00200	90190	Ac-227	0.0601 U	0.203	0.0608	0.217	0.00 - 0.50
NBZ-00200	90190	Am-241	0.0079	0.0054	0.004	0.0454	0.00 - 0.50
NBZ-00200	90190	Bi-212	0.771	0.133	0.0759	2.15	0.00 - 0.50
NBZ-00200	90190	Bi-214	0.739	0.0299	0.0391	1.59	0.00 - 0.50
NBZ-00200	90190	Cd-113m	-65.1 U	133	46.3	3030	0.00 - 0.50
NBZ-00200	90190	Cm-243/244	0.0045	0.0126	0.0037	0.0443	0.00 - 0.50
NBZ-00200	90190	Co-60	-0.0046 U	0.018	0.0056	0.028	0.00 - 0.50
NBZ-00200	90190	Cs-134	-0.0005 U	0.0147	0.0052	0.0864	0.00 - 0.50
NBZ-00200	90190	Cs-137	0.0679	0.0183	0.0102	0.207	0.00 - 0.50
NBZ-00200	90190	Eu-152	0.0048 U	0.0474	0.0204	0.0566	0.00 - 0.50
NBZ-00200	90190	Eu-154	-0.0104 U	0.0953	0.0284	0.15	0.00 - 0.50
NBZ-00200	90190	Eu-155	0.0607 JSK	0.0769	0.027	0.231	0.00 - 0.50
NBZ-00200	90190	Ho-166m	-0.0129 U	0.0254	0.0082	0.0432	0.00 - 0.50
NBZ-00200	90190	K-40	23.4	0.13	1.27	32.4	0.00 - 0.50
NBZ-00200	90190	Na-22	-0.003 U	0.0202	0.0061	0.037	0.00 - 0.50
NBZ-00200	90190	Nb-94	0.0036 U	0.0152	0.0044	0.0214	0.00 - 0.50
NBZ-00200	90190	Np-236	-0.019 U	0.0399	0.013	0.047	0.00 - 0.50
NBZ-00200	90190	Np-239	0.0106 U	0.134	0.0392	0.139	0.00 - 0.50
NBZ-00200	90190	Pa-231	-0.0839 U	0.84	0.273	0.936	0.00 - 0.50
NBZ-00200	90190	Pb-212	1.19	0.0332	0.0695	2.69	0.00 - 0.50
NBZ-00200	90190	Pb-214	0.844	0.034	0.0422	1.7	0.00 - 0.50
NBZ-00200	90190	Pu-238	0.0009 U	0.0251	0.0059	0.0415	0.00 - 0.50
NBZ-00200	90190	Pu-239/240	0.0026 U	0.0231	0.0057	0.0404	0.00 - 0.50
NBZ-00200	90190	Sb-125	0.0152 U	0.0458	0.0139	0.354	0.00 - 0.50
NBZ-00200	90190	Sn-126	-0.0024 U	0.0168	0.0049	0.0237	0.00 - 0.50
NBZ-00200	90190	Sr-90	0.0923 U	0.162	0.0513	0.485	0.00 - 0.50
NBZ-00200	90190	Th-228	1.18	0.0273	0.127	3.98	0.00 - 0.50

Table A.2
Analytical Results Summary
Northern Buffer Zone, Round 1

Sample Location	Sample ID	Analyte Name	Activity	MDC	TPU	RTL	Sample Depth (feet bgs)
NBZ-00200	90190	Th-229	0.0196 U	0.106	0.0278	0.145	0.00 - 0.50
NBZ-00200	90190	Th-230	0.656	0.128	0.0932	2.2	0.00 - 0.50
NBZ-00200	90190	Th-232	0.879	0.0719	0.105	3.1	0.00 - 0.50
NBZ-00200	90190	Th-234	1.37 J	0.391	0.364	3.19	0.00 - 0.50
NBZ-00200	90190	Tl-208	0.383	0.0162	0.0232	0.937	0.00 - 0.50
NBZ-00200	90190	Tm-171	-3.05 U	16.4	4.99	72.4	0.00 - 0.50
NBZ-00200	90190	U-233/234	0.725	0.0338	0.079	2.02	0.00 - 0.50
NBZ-00200	90190	U-235/236	0.0327	0.0177	0.0148	0.151	0.00 - 0.50
NBZ-00200	90190	U-238	0.57	0.0418	0.0674	1.8	0.00 - 0.50
NBZ-00201	90195	Ac-227	-0.0193 U	0.193	0.0594	0.217	0.00 - 0.50
NBZ-00201	90195	Am-241	0.009	0.0251	0.0074	0.0454	0.00 - 0.50
NBZ-00201	90195	Bi-212	0.953	0.13	0.0813	2.15	0.00 - 0.50
NBZ-00201	90195	Bi-214	1.08	0.03	0.05	1.59	0.00 - 0.50
NBZ-00201	90195	Cd-113m	2.71 U	127	40.4	3030	0.00 - 0.50
NBZ-00201	90195	Cm-243/244	0.0079	0.0107	0.0056	0.0443	0.00 - 0.50
NBZ-00201	90195	Co-60	-0.0059 U	0.0167	0.0051	0.028	0.00 - 0.50
NBZ-00201	90195	Cs-134	0.005 U	0.0148	0.0052	0.0864	0.00 - 0.50
NBZ-00201	90195	Cs-137	0.073	0.0183	0.0096	0.207	0.00 - 0.50
NBZ-00201	90195	Eu-152	-0.031 U	0.0476	0.0181	0.0566	0.00 - 0.50
NBZ-00201	90195	Eu-154	0.0014 U	0.0971	0.0287	0.15	0.00 - 0.50
NBZ-00201	90195	Eu-155	0.0834 SK	0.0646	0.025	0.231	0.00 - 0.50
NBZ-00201	90195	Ho-166m	-0.0135 U	0.0264	0.0088	0.0432	0.00 - 0.50
NBZ-00201	90195	K-40	21.9	0.127	1.31	32.4	0.00 - 0.50
NBZ-00201	90195	Na-22	-0.0197 U J	0.0194	0.0078	0.037	0.00 - 0.50
NBZ-00201	90195	Nb-94	-0.0027 U	0.0153	0.0047	0.0214	0.00 - 0.50
NBZ-00201	90195	Np-236	0.0181 JSK	0.0361	0.0136	0.047	0.00 - 0.50
NBZ-00201	90195	Np-239	-0.0206 U	0.128	0.0396	0.139	0.00 - 0.50
NBZ-00201	90195	Pa-231	-0.485 U	0.791	0.283	0.936	0.00 - 0.50
NBZ-00201	90195	Pb-212	1.44	0.0331	0.0885	2.69	0.00 - 0.50
NBZ-00201	90195	Pb-214	1.2	0.0331	0.059	1.7	0.00 - 0.50
NBZ-00201	90195	Pu-238	0.0027 U	0.0243	0.006	0.0415	0.00 - 0.50
NBZ-00201	90195	Pu-239/240	0.0141	0.0219	0.0075	0.0404	0.00 - 0.50
NBZ-00201	90195	Sb-125	0.0007 U	0.0432	0.0128	0.354	0.00 - 0.50

Table A.2
Analytical Results Summary
Northern Buffer Zone, Round 1

Sample Location	Sample ID	Analyte Name	Activity	MDC	TPU	RTL	Sample Depth (feet bgs)
NBZ-00201	90195	Sn-126	-0.0045 U	0.0167	0.0052	0.0237	0.00 - 0.50
NBZ-00201	90195	Sr-90	0.101 U	0.186	0.0583	0.485	0.00 - 0.50
NBZ-00201	90195	Th-228	0.551	0.0716	0.0684	3.98	0.00 - 0.50
NBZ-00201	90195	Th-229	0.0129 U	0.0601	0.0159	0.145	0.00 - 0.50
NBZ-00201	90195	Th-230	0.465	0.097	0.0642	2.2	0.00 - 0.50
NBZ-00201	90195	Th-232	0.528	0.0474	0.0646	3.1	0.00 - 0.50
NBZ-00201	90195	Th-234	1.58	0.279	0.144	3.19	0.00 - 0.50
NBZ-00201	90195	Tl-208	0.443	0.0159	0.0252	0.937	0.00 - 0.50
NBZ-00201	90195	Tm-171	-6.21 U	11.2	4.04	72.4	0.00 - 0.50
NBZ-00201	90195	U-233/234	0.619	0.0182	0.0775	2.02	0.00 - 0.50
NBZ-00201	90195	U-235/236	0.0273	0.053	0.0178	0.151	0.00 - 0.50
NBZ-00201	90195	U-238	0.486	0.0429	0.0668	1.8	0.00 - 0.50
NBZ-00202	90211	Ac-227	0.0928 U	0.208	0.0667	0.217	0.00 - 0.50
NBZ-00202	90211	Am-241	0.0095	0.0223	0.0068	0.0454	0.00 - 0.50
NBZ-00202	90211	Bi-212	0.819	0.14	0.0776	2.15	0.00 - 0.50
NBZ-00202	90211	Bi-214	0.992	0.0323	0.0484	1.59	0.00 - 0.50
NBZ-00202	90211	Cd-113m	13.6 U	138	48.5	3030	0.00 - 0.50
NBZ-00202	90211	Cm-243/244	0.0041 U	0.0392	0.0104	0.0443	0.00 - 0.50
NBZ-00202	90211	Co-60	0.0023 U	0.0193	0.0057	0.028	0.00 - 0.50
NBZ-00202	90211	Cs-134	0.0118 JSK	0.017	0.0063	0.0864	0.00 - 0.50
NBZ-00202	90211	Cs-137	0.0175 J	0.0201	0.0077	0.207	0.00 - 0.50
NBZ-00202	90211	Eu-152	-0.0234 U	0.0504	0.0192	0.0566	0.00 - 0.50
NBZ-00202	90211	Eu-154	0.0393 U	0.108	0.0368	0.15	0.00 - 0.50
NBZ-00202	90211	Eu-155	0.0287 U	0.0766	0.0237	0.231	0.00 - 0.50
NBZ-00202	90211	Ho-166m	0.0081 U	0.0292	0.0088	0.0432	0.00 - 0.50
NBZ-00202	90211	K-40	20.8	0.138	1.12	32.4	0.00 - 0.50
NBZ-00202	90211	Na-22	-0.0008 U	0.0233	0.0069	0.037	0.00 - 0.50
NBZ-00202	90211	Nb-94	0.0075 U	0.0169	0.0053	0.0214	0.00 - 0.50
NBZ-00202	90211	Np-236	-0.0145 U	0.0407	0.0128	0.047	0.00 - 0.50
NBZ-00202	90211	Np-239	0.0414 U	0.14	0.0435	0.139	0.00 - 0.50
NBZ-00202	90211	Pa-231	-0.597 U J	0.849	0.296	0.936	0.00 - 0.50
NBZ-00202	90211	Pb-212	1.3	0.0339	0.0725	2.69	0.00 - 0.50
NBZ-00202	90211	Pb-214	1.11	0.0359	0.0523	1.7	0.00 - 0.50

Table A.2
Analytical Results Summary
Northern Buffer Zone, Round 1

Sample Location	Sample ID	Analyte Name	Activity	MDC	TPU	RTL	Sample Depth (feet bgs)
NBZ-00202	90211	Pu-238	0.0027 U	0.0288	0.0068	0.0415	0.00 - 0.50
NBZ-00202	90211	Pu-239/240	0.0076 U	0.0347	0.0093	0.0404	0.00 - 0.50
NBZ-00202	90211	Sb-125	-0.0197 U	0.0478	0.0151	0.354	0.00 - 0.50
NBZ-00202	90211	Sn-126	-0.0023 U	0.0186	0.0057	0.0237	0.00 - 0.50
NBZ-00202	90211	Sr-90	0.379	0.244	0.0946	0.485	0.00 - 0.50
NBZ-00202	90211	Th-228	1.44	0.105	0.119	3.98	0.00 - 0.50
NBZ-00202	90211	Th-229	0.0175 U	0.0702	0.0194	0.145	0.00 - 0.50
NBZ-00202	90211	Th-230	0.869	0.0701	0.0844	2.2	0.00 - 0.50
NBZ-00202	90211	Th-232	1.17	0.0158	0.1	3.1	0.00 - 0.50
NBZ-00202	90211	Th-234	1.36	0.329	0.151	3.19	0.00 - 0.50
NBZ-00202	90211	Tl-208	0.392	0.0179	0.0231	0.937	0.00 - 0.50
NBZ-00202	90211	Tm-171	-1.96 U	16.7	6.03	72.4	0.00 - 0.50
NBZ-00202	90211	U-233/234	0.996	0.0625	0.0979	2.02	0.00 - 0.50
NBZ-00202	90211	U-235/236	0.0392	0.0397	0.0173	0.151	0.00 - 0.50
NBZ-00202	90211	U-238	1.02	0.0321	0.0984	1.8	0.00 - 0.50

Notes:

Refer to Table 2.1 of the Final Field Sampling Plan for Soil Sampling (HGL, 2012a) for a definition of radionuclide symbols.

Reporting units in picocuries per gram.

The letter R within the Sample Identification designates a reanalysis.

bgs - below ground surface

ID - identification

MDC - minimum detectable concentration

RTL - radiological trigger level

TPU - total propagated uncertainty

J - The analyte was detected at the reported concentration; the quantitation is an estimate.

K - Analyte present. Reported value may be biased high. Actual value is expected to be lower.

S - Analyte result is subject to spectral interference. Unless otherwise qualified, the data is believed to be consistent with the background study results and may be used for its intended purpose.

L - Analyte present. Reported value may be biased low. Actual value is expected to be higher.

U - Not considered detected. The associated number is the reported concentration.

UJ - Not considered detected. The associated number is the reported concentration, which may be inaccurate.

UL - Not considered detected. The associated number is the reported concentration, which may be inaccurate due to a low bias.

Table A.3
Parent and Field Duplicate Results Summary
Northern Buffer Zone, Round 1

Sample Location	Parent Sample					Field Duplicate Sample				
	Sample ID	Analyte Name	Activity	MDC	TPU	Sample ID	Analyte Name	Activity	MDC	TPU
NBZ-00022	90036	Ac-227	-0.0484 U	0.171	0.0516	90251	Ac-227	-0.0317 U	0.214	0.0636
NBZ-00022	90036	Ac-228	1.19	0.0852	0.0574	90251	Ac-228	1.17	0.0999	0.0617
NBZ-00022	90036	Am-241	0.00314 U	0.0159	0.00405	90251	Am-241	0.0031 U	0.0241	0.00611
NBZ-00022	90036	Bi-212	0.75	0.118	0.0657	90251	Bi-212	0.767 J	0.138	0.0845
NBZ-00022	90036	Bi-214	0.956	0.0268	0.0447	90251	Bi-214	0.983	0.031	0.0484
NBZ-00022	90036	Cd-113m	-11.9 UJ	115	34.8	90251	Cd-113m	-77.8 UJ	142	52.2
NBZ-00022	90036	Cm-243/244	-0.00468 U	0.0236	0.00456	90251	Cm-243/244	0.00284 U	0.0141	0.00352
NBZ-00022	90036	Co-60	-0.00337 U	0.0157	0.0048	90251	Co-60	0.00125 U	0.0178	0.00525
NBZ-00022	90036	Cs-134	0.0099 JS	0.0136	0.00503	90251	Cs-134	0.0098 JS	0.0161	0.00589
NBZ-00022	90036	Cs-137	0.0516	0.0143	0.00818	90251	Cs-137	0.0515	0.0192	0.00761
NBZ-00022	90036	Eu-152	-0.00733 U	0.0408	0.0149	90251	Eu-152	0.036 J	0.052	0.0267
NBZ-00022	90036	Eu-154	-0.0654 UJ	0.0867	0.0309	90251	Eu-154	-0.0578 U	0.099	0.0333
NBZ-00022	90036	Eu-155	0.0784 JS	0.0604	0.023	90251	Eu-155	0.0748 JS	0.0806	0.0298
NBZ-00022	90036	Ho-166m	0.00688 U	0.0237	0.00689	90251	Ho-166m	-0.00309 U	0.0278	0.00814
NBZ-00022	90036	K-40	22.8	0.106	1.28	90251	K-40	22.2	0.12	1.21
NBZ-00022	90036	Na-22	-0.0103 U	0.0178	0.00605	90251	Na-22	-0.0174 UJ	0.0208	0.00775
NBZ-00022	90036	Nb-94	0.00987 JS	0.0139	0.00449	90251	Nb-94	0.00666 U	0.0167	0.005
NBZ-00022	90036	Np-236	0.002 U	0.0332	0.0101	90251	Np-236	-0.0075 U	0.043	0.0132
NBZ-00022	90036	Np-239	-0.037 U	0.114	0.0346	90251	Np-239	0.049 U	0.145	0.0437
NBZ-00022	90036	Pa-231	-0.0699 U	0.713	0.21	90251	Pa-231	-0.0658 U	0.88	0.299
NBZ-00022	90036	Pb-212	1.34	0.0285	0.0789	90251	Pb-212	1.31	0.0358	0.0762
NBZ-00022	90036	Pb-214	1.06	0.0289	0.0504	90251	Pb-214	1.1	0.0377	0.0536
NBZ-00022	90036	Pu-238	-0.0079 U	0.0278	0.00483	90251	Pu-238	0.000293 U	0.0245	0.00551
NBZ-00022	90036	Pu-239/240	0.0132	0.0188	0.00678	90251	Pu-239/240	-0.000782 U	0.0285	0.00652
NBZ-00022	90036	Sb-125	0.0105 U	0.0398	0.0119	90251	Sb-125	-0.0109 U	0.0478	0.0146

Table A.3
Parent and Field Duplicate Results Summary
Northern Buffer Zone, Round 1

Sample Location	Parent Sample					Field Duplicate Sample				
	Sample ID	Analyte Name	Activity	MDC	TPU	Sample ID	Analyte Name	Activity	MDC	TPU
NBZ-00022	90036	Sn-126	0.00332 U	0.0155	0.00446	90251	Sn-126	0.0062 U	0.0184	0.00544
NBZ-00022	90036	Sr-90	0.0141 U	0.101	0.0288	90251	Sr-90	-0.0122 U	0.106	0.0258
NBZ-00022	90036	Th-228	1.43 L	0.115	0.131	90251	Th-228	1.11 L	0.116	0.122
NBZ-00022	90036	Th-229	0.0299 UL	0.0898	0.0259	90251	Th-229	-0.00939 UJL	0.164	0.0409
NBZ-00022	90036	Th-230	0.843 L	0.112	0.0945	90251	Th-230	0.937 L	0.141	0.112
NBZ-00022	90036	Th-232	1.31 L	0.0202	0.119	90251	Th-232	1.08 L	0.0688	0.117
NBZ-00022	90036	Tl-208	0.379	0.0148	0.0216	90251	Tl-208	0.391	0.0174	0.0237
NBZ-00022	90036	Tm-171	-2.79 U	11.1	3.78	90251	Tm-171	-19 UJ	17.7	7.68
NBZ-00022	90036	U-233/234	0.737	0.125	0.0975	90251	U-233/234	0.692	0.0659	0.087
NBZ-00022	90036	U-235/236	0.0485	0.0263	0.022	90251	U-235/236	0.027	0.0244	0.0157
NBZ-00022	90036	U-238	0.766	0.0619	0.0954	90251	U-238	0.728	0.0197	0.0888
NBZ-00026	90044	Ac-227	-0.0507 U	0.18	0.0545	90256	Ac-227	-0.0124 U	0.192	0.0586
NBZ-00026	90044	Ac-228	1.46	0.0843	0.0739	90256	Ac-228	1.4	0.0849	0.0727
NBZ-00026	90044	Am-241	-0.00071 U	0.0259	0.00592	90256	Am-241	0.000785 U	0.0214	0.00504
NBZ-00026	90044	Bi-212	0.87	0.117	0.0789	90256	Bi-212	0.926	0.116	0.0789
NBZ-00026	90044	Bi-214	1.13	0.0287	0.0528	90256	Bi-214	1.03	0.0275	0.0479
NBZ-00026	90044	Cd-113m	9.51 U	119	35	90256	Cd-113m	16.5 U	129	40.8
NBZ-00026	90044	Cm-243/244	-0.00934 U	0.0318	0.00636	90256	Cm-243/244	-0.00118 U	0.0214	0.00465
NBZ-00026	90044	Co-60	-0.0066 U	0.0145	0.00458	90256	Co-60	-0.00523 U	0.0152	0.00477
NBZ-00026	90044	Cs-134	0.00113 U	0.0136	0.00475	90256	Cs-134	-0.00373 U	0.0141	0.00501
NBZ-00026	90044	Cs-137	0.0463	0.0154	0.00683	90256	Cs-137	0.0175	0.016	0.0048
NBZ-00026	90044	Eu-152	-0.013 U	0.0435	0.0152	90256	Eu-152	-0.0175 U	0.0451	0.0168
NBZ-00026	90044	Eu-154	-0.00454 U	0.0899	0.0267	90256	Eu-154	-0.052 U	0.0836	0.0283
NBZ-00026	90044	Eu-155	0.0865 SK	0.0612	0.0258	90256	Eu-155	0.132 SK	0.0715	0.031
NBZ-00026	90044	Ho-166m	-0.0012 U J	0.0237	0.00691	90256	Ho-166m	-0.00054 U J	0.024	0.00723

Table A.3
Parent and Field Duplicate Results Summary
Northern Buffer Zone, Round 1

Sample Location	Parent Sample					Field Duplicate Sample				
	Sample ID	Analyte Name	Activity	MDC	TPU	Sample ID	Analyte Name	Activity	MDC	TPU
NBZ-00026	90044	K-40	21	0.123	1.15	90256	K-40	19	0.134	1.06
NBZ-00026	90044	Na-22	0.00702 U	0.0184	0.00564	90256	Na-22	-0.00985 U	0.0169	0.00654
NBZ-00026	90044	Nb-94	0.00773 JSK	0.0146	0.00452	90256	Nb-94	0.00239 U	0.0142	0.00429
NBZ-00026	90044	Np-236	-0.0104 U	0.0341	0.0108	90256	Np-236	0.000726 U	0.0387	0.0124
NBZ-00026	90044	Np-239	-0.0172 U	0.12	0.0354	90256	Np-239	0.0702 J	0.131	0.0426
NBZ-00026	90044	Pa-231	0.236 U	0.747	0.232	90256	Pa-231	0.107 U	0.81	0.257
NBZ-00026	90044	Pb-212	1.53	0.0305	0.082	90256	Pb-212	1.51	0.0334	0.0899
NBZ-00026	90044	Pb-214	1.25	0.0311	0.0563	90256	Pb-214	1.15	0.033	0.0541
NBZ-00026	90044	Pu-238	0.00204 U	0.022	0.00518	90256	Pu-238	-0.0036 U	0.0429	0.01
NBZ-00026	90044	Pu-239/240	0.0384	0.022	0.0109	90256	Pu-239/240	-0.00132 U	0.0237	0.00428
NBZ-00026	90044	Sb-125	-7.64E-05 U	0.0403	0.012	90256	Sb-125	-0.00914 U	0.0414	0.0125
NBZ-00026	90044	Sn-126	-0.00831 U	0.0153	0.00499	90256	Sn-126	0.000718 U	0.0155	0.00465
NBZ-00026	90044	Sr-90	-0.0138 U	0.109	0.027	90256	Sr-90	0.0165 U	0.145	0.0406
NBZ-00026	90044	Th-228	1.22 L	0.17	0.143	90256	Th-228	1.17 L	0.0782	0.111
NBZ-00026	90044	Th-229	-0.0221 UL	0.119	0.0221	90256	Th-229	0.0142 UL	0.0661	0.0174
NBZ-00026	90044	Th-230	1.11 L	0.145	0.132	90256	Th-230	0.66 L	0.0931	0.0792
NBZ-00026	90044	Th-232	1.31 L	0.102	0.143	90256	Th-232	1.11 L	0.0521	0.105
NBZ-00026	90044	Tl-208	0.497	0.0157	0.0278	90256	Tl-208	0.476	0.0153	0.0266
NBZ-00026	90044	Tm-171	-2.88 U	10.3	3.53	90256	Tm-171	-11 U	14.9	5.69
NBZ-00026	90044	U-233/234	1.24	0.0521	0.11	90256	U-233/234	0.679	0.0739	0.0726
NBZ-00026	90044	U-235/236	0.0623	0.0352	0.0199	90256	U-235/236	0.0355	0.0427	0.0164
NBZ-00026	90044	U-238	1.33	0.0121	0.116	90256	U-238	0.773	0.0345	0.0771
NBZ-00059	90099	Ac-227	-0.129 U	0.225	0.0747	90253	Ac-227	0.103 U	0.23	0.0707
NBZ-00059	90099	Ac-228	1.09	0.131	0.0573	90253	Ac-228	1.18	0.11	0.0644
NBZ-00059	90099	Am-241	-0.00924 U	0.0493	0.00862	90253	Am-241	-0.00633 U	0.0258	0.00494

Table A.3
Parent and Field Duplicate Results Summary
Northern Buffer Zone, Round 1

Sample Location	Parent Sample					Field Duplicate Sample				
	Sample ID	Analyte Name	Activity	MDC	TPU	Sample ID	Analyte Name	Activity	MDC	TPU
NBZ-00059	90099	Bi-212	0.57 J	0.263	0.167	90253	Bi-212	0.733	0.148	0.0821
NBZ-00059	90099	Bi-214	0.885	0.0423	0.0495	90253	Bi-214	0.918	0.0333	0.0515
NBZ-00059	90099	Cd-113m	-46.3 U	155	47.5	90253	Cd-113m	-1.85 U	152	51.3
NBZ-00059	90099	Cm-243/244	-0.0116 U	0.0783	0.0183	90253	Cm-243/244	-0.000501 U	0.0371	0.00952
NBZ-00059	90099	Co-60	-0.00171 U	0.0259	0.00763	90253	Co-60	0.00625 U	0.0209	0.00622
NBZ-00059	90099	Cs-134	0.00762 U	0.0206	0.00696	90253	Cs-134	0.00142 U	0.0172	0.00599
NBZ-00059	90099	Cs-137	0.0174	0.0235	0.00916	90253	Cs-137	0.0326 J	0.022	0.00984
NBZ-00059	90099	Eu-152	-0.0274 U	0.0567	0.02	90253	Eu-152	-0.0271 U	0.0544	0.0251
NBZ-00059	90099	Eu-154	0.0339 U	0.148	0.0426	90253	Eu-154	-0.0915 U J	0.105	0.0394
NBZ-00059	90099	Eu-155	0.0379 JSK	0.0753	0.0243	90253	Eu-155	0.0794 SK	0.0825	0.0335
NBZ-00059	90099	Ho-166m	0.000884 U	0.036	0.0106	90253	Ho-166m	0.00028 U	0.0296	0.00855
NBZ-00059	90099	K-40	21.2	0.195	1.22	90253	K-40	23.5	0.142	1.28
NBZ-00059	90099	Na-22	-0.0147 U	0.0311	0.0101	90253	Na-22	-0.00793 U	0.023	0.00726
NBZ-00059	90099	Nb-94	0.00496 U	0.0222	0.00655	90253	Nb-94	0.000765 U	0.0171	0.00495
NBZ-00059	90099	Np-236	-0.0109 U	0.0409	0.0129	90253	Np-236	-0.00634 U	0.0451	0.0143
NBZ-00059	90099	Np-239	-0.0579 U	0.15	0.0468	90253	Np-239	0.0648 U	0.153	0.0468
NBZ-00059	90099	Pa-231	0.0581 U	0.979	0.313	90253	Pa-231	-0.0409 U	0.961	0.291
NBZ-00059	90099	Pb-212	1.18	0.0382	0.0704	90253	Pb-212	1.33	0.0381	0.0776
NBZ-00059	90099	Pb-214	0.904	0.0426	0.0462	90253	Pb-214	1.09	0.0397	0.0527
NBZ-00059	90099	Pu-238	0.000421 U	0.0352	0.0079	90253	Pu-238	-0.0052 U	0.0354	0.00697
NBZ-00059	90099	Pu-239/240	0.00491 U	0.0382	0.00966	90253	Pu-239/240	-0.0052 U	0.0354	0.00697
NBZ-00059	90099	Sb-125	-0.0324 U	0.0566	0.0193	90253	Sb-125	-0.000747 U	0.0503	0.015
NBZ-00059	90099	Sn-126	-0.00516 U	0.0243	0.00735	90253	Sn-126	-0.000503 U	0.0194	0.00562
NBZ-00059	90099	Sr-90	-0.0203 U	0.149	0.0388	90253	Sr-90	-0.0493 U	0.143	0.0366
NBZ-00059	90099	Th-228	1.11 L	0.078	0.107	90253	Th-228	1.36 L	0.091	0.133

Table A.3
Parent and Field Duplicate Results Summary
Northern Buffer Zone, Round 1

Sample Location	Parent Sample					Field Duplicate Sample				
	Sample ID	Analyte Name	Activity	MDC	TPU	Sample ID	Analyte Name	Activity	MDC	TPU
NBZ-00059	90099	Th-229	0.0285 UL	0.113	0.0319	90253	Th-229	0.0664 UL	0.22	0.0644
NBZ-00059	90099	Th-230	0.852 L	0.1	0.092	90253	Th-230	0.878 L	0.287	0.127
NBZ-00059	90099	Th-232	1.07 L	0.0192	0.102	90253	Th-232	1.02 L	0.0608	0.109
NBZ-00059	90099	Tl-208	0.398	0.0225	0.0265	90253	Tl-208	0.423	0.019	0.0258
NBZ-00059	90099	Tm-171	1.06 U	13.4	4.45	90253	Tm-171	-22.6 U J	18.5	8.47
NBZ-00059	90099	U-233/234	0.694	0.0651	0.0811	90253	U-233/234	0.755	0.117	0.0949
NBZ-00059	90099	U-235/236	0.0505	0.0668	0.0242	90253	U-235/236	0.0074 U	0.0797	0.0188
NBZ-00059	90099	U-238	0.849	0.0599	0.0925	90253	U-238	0.729	0.0454	0.0884
NBZ-00072	90112	Ac-227	-0.0677 U	0.18	0.0575	90252	Ac-227	0.0466 U	0.191	0.0581
NBZ-00072	90112	Ac-228	1.28	0.0926	0.0628	90252	Ac-228	1.21	0.0924	0.0586
NBZ-00072	90112	Am-241	0.0135	0.0209	0.00717	90252	Am-241	-0.00277 U	0.0245	0.00519
NBZ-00072	90112	Bi-212	0.972	0.122	0.0766	90252	Bi-212	0.757 J	0.128	0.0813
NBZ-00072	90112	Bi-214	1.03	0.0276	0.0479	90252	Bi-214	0.947	0.0298	0.0449
NBZ-00072	90112	Cd-113m	-26.3 UJ	120	37.3	90252	Cd-113m	38.8 UJ	126	40
NBZ-00072	90112	Cm-243/244	-9.26E-05 U	0.0287	0.0068	90252	Cm-243/244	-0.00706 U	0.0334	0.0075
NBZ-00072	90112	Co-60	0.00108 U	0.0167	0.00492	90252	Co-60	0.00299 U	0.0175	0.0051
NBZ-00072	90112	Cs-134	-0.00299 U	0.0137	0.00481	90252	Cs-134	0.00263 U	0.0142	0.00481
NBZ-00072	90112	Cs-137	-0.0146 UJ	0.0156	0.00598	90252	Cs-137	-0.0139 UJ	0.0162	0.006
NBZ-00072	90112	Eu-152	0.0189 U	0.0441	0.0186	90252	Eu-152	0.0196 U	0.0465	0.0177
NBZ-00072	90112	Eu-154	-0.0209 U	0.0933	0.0281	90252	Eu-154	-0.00529 U	0.0951	0.0276
NBZ-00072	90112	Eu-155	0.0514 JS	0.0621	0.0219	90252	Eu-155	0.0642 JS	0.0688	0.025
NBZ-00072	90112	Ho-166m	-0.0036 U	0.0243	0.0074	90252	Ho-166m	-0.0103 U	0.0249	0.00798
NBZ-00072	90112	K-40	21.8	0.11	1.3	90252	K-40	20.6	0.128	1.15
NBZ-00072	90112	Na-22	0.0025 U	0.0196	0.00579	90252	Na-22	0.00796 U	0.0209	0.00627
NBZ-00072	90112	Nb-94	0.00203 U	0.0145	0.00436	90252	Nb-94	0.00919 JS	0.0152	0.00488

Table A.3
Parent and Field Duplicate Results Summary
Northern Buffer Zone, Round 1

Sample Location	Parent Sample					Field Duplicate Sample				
	Sample ID	Analyte Name	Activity	MDC	TPU	Sample ID	Analyte Name	Activity	MDC	TPU
NBZ-00072	90112	Np-236	-0.0222 U	0.0341	0.0114	90252	Np-236	0.00723 U	0.0366	0.0108
NBZ-00072	90112	Np-239	0.0365 U	0.124	0.038	90252	Np-239	0.02 U	0.127	0.0385
NBZ-00072	90112	Pa-231	-0.376 U	0.743	0.255	90252	Pa-231	-0.224 U	0.788	0.255
NBZ-00072	90112	Pb-212	1.4	0.0308	0.0858	90252	Pb-212	1.29	0.032	0.076
NBZ-00072	90112	Pb-214	1.11	0.0313	0.055	90252	Pb-214	0.995	0.0326	0.0482
NBZ-00072	90112	Pu-238	-0.00121 U	0.022	0.00477	90252	Pu-238	0.00136 U	0.0191	0.00422
NBZ-00072	90112	Pu-239/240	-0.00556 U	0.0263	0.00539	90252	Pu-239/240	-0.000387 U	0.0219	0.00457
NBZ-00072	90112	Sb-125	-0.00869 U	0.0405	0.0121	90252	Sb-125	0.00994 U	0.043	0.0126
NBZ-00072	90112	Sn-126	-0.00247 U	0.0159	0.00485	90252	Sn-126	0.00663 U	0.0174	0.00529
NBZ-00072	90112	Sr-90	-0.048 U	0.119	0.0246	90252	Sr-90	0.0647 U	0.174	0.0522
NBZ-00072	90112	Th-228	1.07 L	0.128	0.108	90252	Th-228	1.65 JL	0.0274	0.158
NBZ-00072	90112	Th-229	-0.0275 UL	0.109	0.0238	90252	Th-229	0.0691 L	0.119	0.0384
NBZ-00072	90112	Th-230	0.714 L	0.0901	0.0816	90252	Th-230	0.817 L	0.156	0.108
NBZ-00072	90112	Th-232	0.959 L	0.0504	0.0946	90252	Th-232	1.36 L	0.0912	0.139
NBZ-00072	90112	Tl-208	0.425	0.0155	0.024	90252	Tl-208	0.407	0.0163	0.0238
NBZ-00072	90112	Tm-171	-4.88 U	10.5	3.88	90252	Tm-171	-2.41 U	11.9	4.24
NBZ-00072	90112	U-233/234	0.678	0.0715	0.0779	90252	U-233/234	0.911	0.0838	0.101
NBZ-00072	90112	U-235/236	0.0289	0.0431	0.016	90252	U-235/236	0.0475	0.0215	0.0197
NBZ-00072	90112	U-238	0.787	0.0495	0.0849	90252	U-238	0.814	0.0174	0.0912
NBZ-00082	90127	Ac-227	0.0156 U	0.175	0.0535	90261	Ac-227	0.013 U	0.165	0.0486
NBZ-00082	90127	Ac-228	1.08	0.0872	0.054	90261	Ac-228	0.928	0.0909	0.0464
NBZ-00082	90127	Am-241	0.0103	0.0192	0.00622	90261	Am-241	0.0034 U	0.0172	0.00438
NBZ-00082	90127	Bi-212	0.823	0.113	0.0689	90261	Bi-212	0.731	0.12	0.0662
NBZ-00082	90127	Bi-214	0.775	0.0272	0.0378	90261	Bi-214	0.825	0.0273	0.0403
NBZ-00082	90127	Cd-113m	29.4 U	118	37.7	90261	Cd-113m	-3.92 U	110	33.6

Table A.3
Parent and Field Duplicate Results Summary
Northern Buffer Zone, Round 1

Sample Location	Parent Sample					Field Duplicate Sample				
	Sample ID	Analyte Name	Activity	MDC	TPU	Sample ID	Analyte Name	Activity	MDC	TPU
NBZ-00082	90127	Cm-243/244	0.00476 U	0.0278	0.00741	90261	Cm-243/244	0.00184 U	0.0198	0.00467
NBZ-00082	90127	Co-60	-0.00624 U	0.0147	0.00461	90261	Co-60	0.0049 U	0.0161	0.0047
NBZ-00082	90127	Cs-134	0.00376 U	0.0133	0.00463	90261	Cs-134	-0.000559 U	0.0131	0.00441
NBZ-00082	90127	Cs-137	0.0809	0.0148	0.00815	90261	Cs-137	0.0783	0.0158	0.00821
NBZ-00082	90127	Eu-152	0.00839 U	0.0434	0.0184	90261	Eu-152	-0.0226 U	0.0405	0.0152
NBZ-00082	90127	Eu-154	-0.0299 U	0.0899	0.028	90261	Eu-154	-0.0428 U	0.0866	0.0277
NBZ-00082	90127	Eu-155	0.0854 SK	0.0595	0.0229	90261	Eu-155	0.0448 JSK	0.0583	0.0203
NBZ-00082	90127	Ho-166m	-0.00367 U	0.0231	0.00712	90261	Ho-166m	0.0141 JSK	0.0251	0.00787
NBZ-00082	90127	K-40	22.2	0.12	1.32	90261	K-40	19	0.123	1.03
NBZ-00082	90127	Na-22	-0.00173 U	0.0193	0.00585	90261	Na-22	-0.00195 U	0.019	0.00561
NBZ-00082	90127	Nb-94	0.00339 U	0.0138	0.00419	90261	Nb-94	0.00642 U	0.014	0.00428
NBZ-00082	90127	Np-236	-0.0069 U	0.0326	0.0102	90261	Np-236	-0.0018 U	0.0314	0.00955
NBZ-00082	90127	Np-239	0.0118 U	0.118	0.0359	90261	Np-239	-0.0417 U	0.108	0.0334
NBZ-00082	90127	Pa-231	-0.0384 U	0.727	0.232	90261	Pa-231	-0.351 U	0.663	0.217
NBZ-00082	90127	Pb-212	1.19	0.0294	0.0729	90261	Pb-212	1.04	0.0279	0.0604
NBZ-00082	90127	Pb-214	0.896	0.0304	0.0447	90261	Pb-214	0.885	0.0291	0.0425
NBZ-00082	90127	Pu-238	0.000606 U	0.0138	0.00267	90261	Pu-238	-0.00809 U	0.0282	0.00493
NBZ-00082	90127	Pu-239/240	0.00277 U	0.0138	0.00344	90261	Pu-239/240	-0.00247 U	0.0282	0.00567
NBZ-00082	90127	Sb-125	0.0221 JSK	0.0401	0.0127	90261	Sb-125	0.0112 U	0.0408	0.0124
NBZ-00082	90127	Sn-126	0.00407 U	0.0157	0.00477	90261	Sn-126	-0.00268 U	0.0151	0.00453
NBZ-00082	90127	Sr-90	-0.0316 U	0.203	0.054	90261	Sr-90	0.0577 U	0.214	0.0628
NBZ-00082	90127	Th-228	1.06 L	0.103	0.106	90261	Th-228	0.459 L	0.0887	0.0689
NBZ-00082	90127	Th-229	0.0285 U L	0.113	0.0319	90261	Th-229	0.0162 U L	0.087	0.0229
NBZ-00082	90127	Th-230	0.683 L	0.113	0.0828	90261	Th-230	0.379 L	0.0749	0.0608
NBZ-00082	90127	Th-232	1.16 L	0.0523	0.108	90261	Th-232	0.41 L	0.0592	0.0623

Table A.3
Parent and Field Duplicate Results Summary
Northern Buffer Zone, Round 1

Sample Location	Parent Sample					Field Duplicate Sample				
	Sample ID	Analyte Name	Activity	MDC	TPU	Sample ID	Analyte Name	Activity	MDC	TPU
NBZ-00082	90127	Tl-208	0.369	0.0152	0.0215	90261	Tl-208	0.361	0.0144	0.0211
NBZ-00082	90127	Tm-171	-6.62 U	10.2	3.76	90261	Tm-171	-2.73 U	9.6	3.27
NBZ-00082	90127	U-233/234	2.12	0.11	0.184	90261	U-233/234	1.2	0.0656	0.116
NBZ-00082	90127	U-235/236	0.126	0.0791	0.0363	90261	U-235/236	0.0347	0.0188	0.0157
NBZ-00082	90127	U-238	0.765	0.0374	0.0849	90261	U-238	0.357	0.0443	0.0516
NBZ-00086	90135	Ac-227	-0.0343 U	0.18	0.056	90260	Ac-227	-0.0997 U	0.182	0.0615
NBZ-00086	90135	Ac-228	1.18	0.0891	0.0584	90260	Ac-228	1.14	0.0938	0.0565
NBZ-00086	90135	Am-241	-0.00176 U	0.0201	0.00405	90260	Am-241	0.00125 U	0.0214	0.00522
NBZ-00086	90135	Bi-212	0.85	0.118	0.08	90260	Bi-212	0.766	0.119	0.0754
NBZ-00086	90135	Bi-214	1.02	0.027	0.0468	90260	Bi-214	1.08	0.0287	0.0499
NBZ-00086	90135	Cd-113m	-53.1 U	118	40.2	90260	Cd-113m	-42 U	121	40.1
NBZ-00086	90135	Cm-243/244	0.00515 U	0.0159	0.00452	90260	Cm-243/244	0.000735 U	0.02	0.00472
NBZ-00086	90135	Co-60	-0.00251 U	0.016	0.00469	90260	Co-60	0.00638 U	0.0171	0.00501
NBZ-00086	90135	Cs-134	0.00897 JSK	0.014	0.00512	90260	Cs-134	0.00196 U	0.0141	0.00488
NBZ-00086	90135	Cs-137	0.0551	0.015	0.00793	90260	Cs-137	0.0789	0.0175	0.00818
NBZ-00086	90135	Eu-152	-0.0132 U	0.0426	0.0188	90260	Eu-152	0.00789 U	0.0456	0.0162
NBZ-00086	90135	Eu-154	-0.0575 U	0.0894	0.0307	90260	Eu-154	-0.036 U	0.0925	0.0292
NBZ-00086	90135	Eu-155	0.0755 SK	0.0615	0.0238	90260	Eu-155	0.0809 SK	0.0618	0.0216
NBZ-00086	90135	Ho-166m	0.00311 U	0.0242	0.00733	90260	Ho-166m	0.0125 U	0.0258	0.00817
NBZ-00086	90135	K-40	21.1	0.102	1.26	90260	K-40	21.4	0.12	1.28
NBZ-00086	90135	Na-22	-0.0081 U	0.0187	0.00608	90260	Na-22	-0.00897 U	0.0193	0.00634
NBZ-00086	90135	Nb-94	0.00121 U	0.0139	0.0042	90260	Nb-94	0.00517 U	0.0144	0.00445
NBZ-00086	90135	Np-236	0.0115 U	0.0342	0.0108	90260	Np-236	-0.0163 U	0.0341	0.0113
NBZ-00086	90135	Np-239	-0.105 U J	0.119	0.0448	90260	Np-239	0.00077 U	0.125	0.0382
NBZ-00086	90135	Pa-231	0.163 U	0.755	0.253	90260	Pa-231	-0.221 U	0.762	0.243

Table A.3
Parent and Field Duplicate Results Summary
Northern Buffer Zone, Round 1

Sample Location	Parent Sample					Field Duplicate Sample				
	Sample ID	Analyte Name	Activity	MDC	TPU	Sample ID	Analyte Name	Activity	MDC	TPU
NBZ-00086	90135	Pb-212	1.31	0.0308	0.0804	90260	Pb-212	1.32	0.0315	0.0809
NBZ-00086	90135	Pb-214	1.09	0.0307	0.0542	90260	Pb-214	1.2	0.0322	0.0582
NBZ-00086	90135	Pu-238	-0.00543 U	0.0273	0.00529	90260	Pu-238	-0.00695 U	0.0274	0.00553
NBZ-00086	90135	Pu-239/240	0.00393 U	0.0273	0.00707	90260	Pu-239/240	0.0105	0.0127	0.00512
NBZ-00086	90135	Sb-125	0.00181 U	0.0408	0.012	90260	Sb-125	-0.00731 U	0.0413	0.0124
NBZ-00086	90135	Sn-126	-0.00406 U	0.0153	0.00479	90260	Sn-126	-0.00361 U	0.0156	0.00487
NBZ-00086	90135	Sr-90	0.353	0.208	0.0847	90260	Sr-90	1.02	0.201	0.143
NBZ-00086	90135	Th-228	0.939 L	0.0848	0.0962	90260	Th-228	1.13 L	0.169	0.14
NBZ-00086	90135	Th-229	0.00684 UL	0.0897	0.0227	90260	Th-229	0.0232 UL	0.108	0.0285
NBZ-00086	90135	Th-230	0.737 L	0.0634	0.0812	90260	Th-230	0.788 L	0.108	0.108
NBZ-00086	90135	Th-232	1.31 L	0.0632	0.116	90260	Th-232	1.02 L	0.0313	0.123
NBZ-00086	90135	Tl-208	0.385	0.0146	0.022	90260	Tl-208	0.393	0.0158	0.0225
NBZ-00086	90135	Tm-171	-3.06 U	10.5	3.56	90260	Tm-171	-5.46 U	10.7	3.81
NBZ-00086	90135	U-233/234	1.02	0.0848	0.0977	90260	U-233/234	0.828	0.0864	0.0888
NBZ-00086	90135	U-235/236	0.0247 U	0.0612	0.0183	90260	U-235/236	0.0687	0.0513	0.0239
NBZ-00086	90135	U-238	0.801	0.0495	0.0805	90260	U-238	0.804	0.0615	0.0855
NBZ-00095	90153	Ac-227	-0.146 UJ	0.145	0.0558	90254	Ac-227	0.0739 U	0.181	0.0573
NBZ-00095	90153	Ac-228	1.1	0.0732	0.0555	90254	Ac-228	1.19	0.105	0.0576
NBZ-00095	90153	Am-241	-0.00409 U	0.0379	0.0086	90254	Am-241	-0.000819 U	0.0299	0.00683
NBZ-00095	90153	Bi-212	0.748 J	0.0993	0.0625	90254	Bi-212	0.696 J	0.205	0.18
NBZ-00095	90153	Bi-214	0.933	0.0252	0.0436	90254	Bi-214	0.96	0.0323	0.0464
NBZ-00095	90153	Cd-113m	59.5 J	103	32.7	90254	Cd-113m	-51.8 U	119	41.8
NBZ-00095	90153	Cm-243/244	-0.0283 U	0.0676	0.016	90254	Cm-243/244	-0.0208 U	0.05	0.0108
NBZ-00095	90153	Co-60	0.000563 U	0.0131	0.00375	90254	Co-60	0.00152 U	0.0177	0.00518
NBZ-00095	90153	Cs-134	0.0134 SJ	0.0122	0.00506	90254	Cs-134	0.00935 SJ	0.0161	0.00579

Table A.3
Parent and Field Duplicate Results Summary
Northern Buffer Zone, Round 1

Sample Location	Parent Sample					Field Duplicate Sample				
	Sample ID	Analyte Name	Activity	MDC	TPU	Sample ID	Analyte Name	Activity	MDC	TPU
NBZ-00095	90153	Cs-137	0.0422	0.0139	0.00685	90254	Cs-137	0.0469	0.0184	0.00824
NBZ-00095	90153	Eu-152	-0.0116 U	0.0364	0.0121	90254	Eu-152	-0.022 U	0.0443	0.0181
NBZ-00095	90153	Eu-154	-0.0234 U	0.0698	0.0252	90254	Eu-154	-0.079 UJ	0.0981	0.0355
NBZ-00095	90153	Eu-155	0.0491 SJ	0.0513	0.0216	90254	Eu-155	0.0815 SJ	0.0564	0.0237
NBZ-00095	90153	Ho-166m	0.00489 U	0.0209	0.0061	90254	Ho-166m	-0.0079 U	0.028	0.00874
NBZ-00095	90153	K-40	18.5	0.0946	1.01	90254	K-40	19.1	0.126	1.03
NBZ-00095	90153	Na-22	0.000571 U	0.0155	0.00495	90254	Na-22	-0.014 U	0.02	0.00703
NBZ-00095	90153	Nb-94	-0.00455 U	0.0114	0.00355	90254	Nb-94	0.00141 U	0.0158	0.00472
NBZ-00095	90153	Np-236	0.00431 U	0.0288	0.00883	90254	Np-236	-0.0137 U	0.0317	0.0103
NBZ-00095	90153	Np-239	-0.014 U	0.102	0.03	90254	Np-239	-0.02 U	0.119	0.0365
NBZ-00095	90153	Pa-231	-0.167 U	0.623	0.196	90254	Pa-231	0.095 U	0.741	0.235
NBZ-00095	90153	Pb-212	1.2	0.0246	0.0647	90254	Pb-212	1.21	0.0304	0.0679
NBZ-00095	90153	Pb-214	1.04	0.0267	0.047	90254	Pb-214	1.01	0.0324	0.0475
NBZ-00095	90153	Pu-238	0.0016 U	0.0172	0.00405	90254	Pu-238	0.00226	0.00612	0.00226
NBZ-00095	90153	Pu-239/240	0.00456 U	0.0207	0.00557	90254	Pu-239/240	0.00127 U	0.0178	0.00394
NBZ-00095	90153	Sb-125	0.0147 U	0.0344	0.0107	90254	Sb-125	-0.00691 U	0.043	0.0128
NBZ-00095	90153	Sn-126	-0.00204 U	0.0129	0.0038	90254	Sn-126	0.00507 U	0.0181	0.00548
NBZ-00095	90153	Sr-90	-0.0416 U	0.146	0.0365	90254	Sr-90	-0.0213 U	0.181	0.0475
NBZ-00095	90153	Th-228	0.885 L	0.17	0.112	90254	Th-228	0.992 L	0.0875	0.101
NBZ-00095	90153	Th-229	0.0275 UL	0.145	0.04	90254	Th-229	-0.05 UL	0.152	0.0357
NBZ-00095	90153	Th-230	0.695 L	0.12	0.0928	90254	Th-230	0.819 L	0.0856	0.0893
NBZ-00095	90153	Th-232	0.829 L	0.0671	0.0987	90254	Th-232	1.04 L	0.0192	0.101
NBZ-00095	90153	Tl-208	0.385	0.0124	0.0215	90254	Tl-208	0.406	0.0174	0.0246
NBZ-00095	90153	Tm-171	-3.49 U	8.48	2.99	90254	Tm-171	1.5 U	7.07	2.52
NBZ-00095	90153	U-233/234	0.614	0.0575	0.0652	90254	U-233/234	0.822	0.047	0.0827

Table A.3
Parent and Field Duplicate Results Summary
Northern Buffer Zone, Round 1

Sample Location	Parent Sample					Field Duplicate Sample				
	Sample ID	Analyte Name	Activity	MDC	TPU	Sample ID	Analyte Name	Activity	MDC	TPU
NBZ-00095	90153	U-235/236	0.0312	0.0317	0.0138	90254	U-235/236	0.0364	0.0369	0.0161
NBZ-00095	90153	U-238	0.645	0.0256	0.066	90254	U-238	0.817	0.0299	0.0819
NBZ-00118	90176	Ac-227	-0.0763 U	0.181	0.0563	90255	Ac-227	-0.0136 U	0.203	0.0601
NBZ-00118	90176	Ac-228	1.32	0.0916	0.0635	90255	Ac-228	1.31	0.0999	0.0638
NBZ-00118	90176	Am-241	0.0085 U	0.0272	0.00775	90255	Am-241	0.004 U	0.0421	0.0108
NBZ-00118	90176	Bi-212	0.981 J	0.114	0.0792	90255	Bi-212	0.958 J	0.127	0.0783
NBZ-00118	90176	Bi-214	1.11	0.029	0.0511	90255	Bi-214	1.02	0.0296	0.0488
NBZ-00118	90176	Cd-113m	3.23 U	124	40.8	90255	Cd-113m	32.4 U	134	41.4
NBZ-00118	90176	Cm-243/244	-0.00591 U	0.0398	0.00928	90255	Cm-243/244	-0.0141 U	0.0514	0.0111
NBZ-00118	90176	Co-60	-9.71E-05 U	0.0158	0.00467	90255	Co-60	0.00503 U	0.0186	0.00542
NBZ-00118	90176	Cs-134	0.00574 U	0.0141	0.00492	90255	Cs-134	0.0065 U	0.0147	0.00501
NBZ-00118	90176	Cs-137	0.0491	0.0159	0.00798	90255	Cs-137	0.0506	0.0177	0.00682
NBZ-00118	90176	Eu-152	-0.0127 U	0.0435	0.0151	90255	Eu-152	0.0152 U	0.0493	0.0182
NBZ-00118	90176	Eu-154	-0.059 U	0.0918	0.0314	90255	Eu-154	-0.118 UJ	0.0884	0.0404
NBZ-00118	90176	Eu-155	0.0855 SJ	0.0634	0.0271	90255	Eu-155	0.0272 U	0.0732	0.0231
NBZ-00118	90176	Ho-166m	0.00476 U	0.0248	0.00715	90255	Ho-166m	-0.0157 U	0.0247	0.00839
NBZ-00118	90176	K-40	21.9	0.131	1.23	90255	K-40	21	0.134	1.22
NBZ-00118	90176	Na-22	0.00203 U	0.0192	0.00658	90255	Na-22	3.63E-06 U	0.0209	0.00611
NBZ-00118	90176	Nb-94	0.000314 U	0.0148	0.00425	90255	Nb-94	0.00794 SJ	0.0155	0.00481
NBZ-00118	90176	Np-236	-0.0151 U	0.0344	0.0111	90255	Np-236	-0.00182 U	0.0391	0.012
NBZ-00118	90176	Np-239	-0.0347 U	0.122	0.0366	90255	Np-239	-0.031 U	0.135	0.0408
NBZ-00118	90176	Pa-231	-0.253 U	0.767	0.235	90255	Pa-231	-0.43 U	0.826	0.278
NBZ-00118	90176	Pb-212	1.45	0.0311	0.0854	90255	Pb-212	1.45	0.034	0.0968
NBZ-00118	90176	Pb-214	1.26	0.032	0.0587	90255	Pb-214	1.23	0.0351	0.0601
NBZ-00118	90176	Pu-238	0.0019 U	0.0204	0.00482	90255	Pu-238	0.00923	0.0179	0.006

Table A.3
Parent and Field Duplicate Results Summary
Northern Buffer Zone, Round 1

Sample Location	Parent Sample					Field Duplicate Sample				
	Sample ID	Analyte Name	Activity	MDC	TPU	Sample ID	Analyte Name	Activity	MDC	TPU
NBZ-00118	90176	Pu-239/240	0.00731 U	0.0295	0.00819	90255	Pu-239/240	-0.00124 U	0.0222	0.00402
NBZ-00118	90176	Sb-125	0.00396 U	0.0402	0.0119	90255	Sb-125	0.0112 U	0.0452	0.0138
NBZ-00118	90176	Sn-126	-0.00979 U	0.015	0.00505	90255	Sn-126	0.0016 U	0.0167	0.00489
NBZ-00118	90176	Sr-90	-0.0124 U	0.0783	0.02	90255	Sr-90	0.0309 U	0.106	0.0312
NBZ-00118	90176	Th-228	1.35 L	0.0704	0.111	90255	Th-228	1.36 L	0.0888	0.109
NBZ-00118	90176	Th-229	-0.023 UL	0.116	0.0282	90255	Th-229	0.0262 UL	0.0786	0.0228
NBZ-00118	90176	Th-230	1.11 L	0.0618	0.0972	90255	Th-230	1.1 L	0.0736	0.0937
NBZ-00118	90176	Th-232	1.27 L	0.0421	0.105	90255	Th-232	1.35 L	0.0625	0.106
NBZ-00118	90176	Tl-208	0.473	0.0144	0.0262	90255	Tl-208	0.437	0.0161	0.0257
NBZ-00118	90176	Tm-171	4.11 U	11.8	4	90255	Tm-171	-10.6 U	15.8	5.98
NBZ-00118	90176	U-233/234	1.15	0.0927	0.113	90255	U-233/234	1.09	0.0721	0.105
NBZ-00118	90176	U-235/236	0.0765	0.0432	0.0245	90255	U-235/236	0.0999	0.0169	0.0258
NBZ-00118	90176	U-238	1.07	0.0598	0.106	90255	U-238	1.1	0.0398	0.105
NBZ-00149	90207	Ac-227	0.0402 U	0.215	0.0646	90257	Ac-227	0.0221 U	0.156	0.0459
NBZ-00149	90207	Ac-228	1.53	0.106	0.0732	90257	Ac-228	1.18	0.0781	0.0591
NBZ-00149	90207	Am-241	0.00531 U	0.0163	0.00466	90257	Am-241	0.000867 U	0.0725	0.0163
NBZ-00149	90207	Bi-212	1.04	0.136	0.0868	90257	Bi-212	0.758	0.104	0.0627
NBZ-00149	90207	Bi-214	1.09	0.0321	0.052	90257	Bi-214	0.879	0.0244	0.0418
NBZ-00149	90207	Cd-113m	-28.1 U	138	43.6	90257	Cd-113m	26.3 U	102	30.3
NBZ-00149	90207	Cm-243/244	-0.00366 U	0.0271	0.00593	90257	Cm-243/244	-0.0159 U	0.104	0.0231
NBZ-00149	90207	Co-60	0.00316 U	0.0197	0.00565	90257	Co-60	0.00246 U	0.0138	0.00393
NBZ-00149	90207	Cs-134	-0.00266 U	0.0155	0.0053	90257	Cs-134	0.00459 U	0.012	0.00421
NBZ-00149	90207	Cs-137	0.0353	0.0185	0.00748	90257	Cs-137	0.0395	0.0133	0.00619
NBZ-00149	90207	Eu-152	-0.019 U	0.0508	0.0198	90257	Eu-152	-0.0153 U	0.0378	0.0123
NBZ-00149	90207	Eu-154	0.000248 U	0.108	0.0323	90257	Eu-154	-0.0213 U	0.0783	0.0242

Table A.3
Parent and Field Duplicate Results Summary
Northern Buffer Zone, Round 1

Sample Location	Parent Sample					Field Duplicate Sample				
	Sample ID	Analyte Name	Activity	MDC	TPU	Sample ID	Analyte Name	Activity	MDC	TPU
NBZ-00149	90207	Eu-155	0.058 SK	0.0744	0.0263	90257	Eu-155	0.0811 JSK	0.0563	0.0254
NBZ-00149	90207	Ho-166m	0.00155 U	0.0283	0.00827	90257	Ho-166m	0.000235 U	0.0222	0.00646
NBZ-00149	90207	K-40	25.7	0.126	1.47	90257	K-40	20.3	0.106	1.11
NBZ-00149	90207	Na-22	0.00548 U	0.0228	0.0066	90257	Na-22	0.00216 U	0.0164	0.0049
NBZ-00149	90207	Nb-94	0.0102 JSK	0.0175	0.00554	90257	Nb-94	0.00474 U	0.0127	0.00377
NBZ-00149	90207	Np-236	-0.0136 U	0.0406	0.0124	90257	Np-236	-0.00319 U	0.0299	0.00964
NBZ-00149	90207	Np-239	0.0205 U	0.143	0.0426	90257	Np-239	-0.00814 U	0.104	0.0306
NBZ-00149	90207	Pa-231	-0.385 U	0.861	0.287	90257	Pa-231	-0.0501 U	0.648	0.198
NBZ-00149	90207	Pb-212	1.62	0.0355	0.103	90257	Pb-212	1.28	0.0261	0.069
NBZ-00149	90207	Pb-214	1.21	0.0369	0.06	90257	Pb-214	0.969	0.0274	0.0436
NBZ-00149	90207	Pu-238	0.00838 U	0.0404	0.0111	90257	Pu-238	-0.00341 U	0.0266	0.0047
NBZ-00149	90207	Pu-239/240	0.0139	0.0273	0.00866	90257	Pu-239/240	-0.0047 U	0.032	0.0063
NBZ-00149	90207	Sb-125	0.0151 U	0.0474	0.0146	90257	Sb-125	-0.0226 U	0.0346	0.0119
NBZ-00149	90207	Sn-126	-0.000792 U	0.0187	0.00549	90257	Sn-126	0.0000348 U	0.0141	0.00408
NBZ-00149	90207	Sr-90	-0.0119 U	0.142	0.0368	90257	Sr-90	-0.0149 U	0.17	0.0448
NBZ-00149	90207	Th-228	1.35 L	0.121	0.126	90257	Th-228	0.432 L	0.0787	0.0628
NBZ-00149	90207	Th-229	0 UL	0.0974	0.0235	90257	Th-229	0.0357 L	0.0663	0.0215
NBZ-00149	90207	Th-230	1.03 L	0.118	0.106	90257	Th-230	0.384 L	0.0767	0.0584
NBZ-00149	90207	Th-232	1.19 L	0.0544	0.112	90257	Th-232	0.518 L	0.0523	0.0667
NBZ-00149	90207	Tl-208	0.516	0.0169	0.0302	90257	Tl-208	0.386	0.0136	0.022
NBZ-00149	90207	Tm-171	5.78 U	13.3	4.76	90257	Tm-171	-4.56 U	8.9	3.21
NBZ-00149	90207	U-233/234	0.804	0.152	0.115	90257	U-233/234	0.355	0.0714	0.0539
NBZ-00149	90207	U-235/236	0.052	0.127	0.0382	90257	U-235/236	0.0285	0.0193	0.0144
NBZ-00149	90207	U-238	0.911	0.065	0.119	90257	U-238	0.512	0.0521	0.0653
NBZ-00150	90208	Ac-227	-0.0645 U	0.183	0.0578	90262	Ac-227	-0.0885 U	0.178	0.0593

Table A.3
Parent and Field Duplicate Results Summary
Northern Buffer Zone, Round 1

Sample Location	Parent Sample					Field Duplicate Sample				
	Sample ID	Analyte Name	Activity	MDC	TPU	Sample ID	Analyte Name	Activity	MDC	TPU
NBZ-00150	90208	Ac-228	1.14	0.0881	0.0556	90262	Ac-228	1.17	0.091	0.0613
NBZ-00150	90208	Am-241	0.0147	0.024	0.008	90262	Am-241	0.0125	0.0246	0.00779
NBZ-00150	90208	Bi-212	0.841	0.117	0.0751	90262	Bi-212	0.956	0.117	0.0798
NBZ-00150	90208	Bi-214	0.996	0.0281	0.0467	90262	Bi-214	1.01	0.0284	0.0475
NBZ-00150	90208	Cd-113m	24.6 U	125	38.9	90262	Cd-113m	40.7 U	122	38.2
NBZ-00150	90208	Cm-243/244	0.00394 U	0.0382	0.0101	90262	Cm-243/244	0.0182	0.0267	0.00909
NBZ-00150	90208	Co-60	0.00382 U	0.0168	0.00484	90262	Co-60	-0.00891 U	0.0168	0.00566
NBZ-00150	90208	Cs-134	0.00727 JSK	0.0141	0.00489	90262	Cs-134	-0.00615 U	0.0141	0.0052
NBZ-00150	90208	Cs-137	0.185	0.0154	0.0139	90262	Cs-137	0.168	0.0154	0.0119
NBZ-00150	90208	Eu-152	-0.00546 U	0.0457	0.016	90262	Eu-152	0.00219 U	0.0451	0.0134
NBZ-00150	90208	Eu-154	-0.0884 U J	0.0894	0.0354	90262	Eu-154	-0.0105 U	0.0918	0.0272
NBZ-00150	90208	Eu-155	0.0725 SK	0.0643	0.0255	90262	Eu-155	0.0476 SK	0.0619	0.0223
NBZ-00150	90208	Ho-166m	-0.00433 U	0.0255	0.00763	90262	Ho-166m	0.00966 U	0.0258	0.00794
NBZ-00150	90208	K-40	22.6	0.128	1.29	90262	K-40	23.4	0.123	1.26
NBZ-00150	90208	Na-22	-0.0121 U	0.0187	0.00632	90262	Na-22	0.00774 U	0.0201	0.00611
NBZ-00150	90208	Nb-94	-0.00172 U	0.0144	0.00427	90262	Nb-94	0.0043 U	0.0149	0.00455
NBZ-00150	90208	Np-236	-0.00559 U	0.0351	0.0108	90262	Np-236	-0.0196 U	0.033	0.0109
NBZ-00150	90208	Np-239	0.017 U	0.125	0.0375	90262	Np-239	-0.0471 U	0.122	0.039
NBZ-00150	90208	Pa-231	0.492 J	0.788	0.267	90262	Pa-231	0.0726 U	0.767	0.236
NBZ-00150	90208	Pb-212	1.31	0.0311	0.0827	90262	Pb-212	1.31	0.0316	0.0752
NBZ-00150	90208	Pb-214	1.14	0.0311	0.0561	90262	Pb-214	1.13	0.0329	0.0533
NBZ-00150	90208	Pu-238	-0.00241 U	0.0287	0.0064	90262	Pu-238	0.00323 U	0.0366	0.00957
NBZ-00150	90208	Pu-239/240	0.0129	0.0183	0.0066	90262	Pu-239/240	0.0128	0.0259	0.00812
NBZ-00150	90208	Sb-125	-0.0115 U	0.0419	0.0133	90262	Sb-125	0.00297 U	0.0435	0.0127
NBZ-00150	90208	Sn-126	-0.00391 U	0.0156	0.00475	90262	Sn-126	0.00341 U	0.0164	0.00494

Table A.3
Parent and Field Duplicate Results Summary
Northern Buffer Zone, Round 1

Sample Location	Parent Sample					Field Duplicate Sample				
	Sample ID	Analyte Name	Activity	MDC	TPU	Sample ID	Analyte Name	Activity	MDC	TPU
NBZ-00150	90208	Sr-90	0.00128 U	0.22	0.0613	90262	Sr-90	0.112	0.185	0.0587
NBZ-00150	90208	Th-228	1.06 L	0.0915	0.119	90262	Th-228	1.2 L	0.0761	0.111
NBZ-00150	90208	Th-229	0.00968 U L	0.176	0.0464	90262	Th-229	0.0347 U L	0.121	0.0347
NBZ-00150	90208	Th-230	0.927 L	0.0262	0.107	90262	Th-230	0.803 L	0.0643	0.0856
NBZ-00150	90208	Th-232	1.17 L	0.0894	0.125	90262	Th-232	1.23 L	0.0508	0.111
NBZ-00150	90208	Tl-208	0.402	0.0153	0.0235	90262	Tl-208	0.4	0.016	0.0231
NBZ-00150	90208	Tm-171	-5.79 U	11.4	4.29	90262	Tm-171	-5.91 U	12.1	4.48
NBZ-00150	90208	U-233/234	0.994	0.0919	0.103	90262	U-233/234	0.74	0.0764	0.0765
NBZ-00150	90208	U-235/236	0.0385	0.0546	0.0198	90262	U-235/236	0.0477	0.0144	0.0162
NBZ-00150	90208	U-238	0.922	0.0654	0.096	90262	U-238	0.935	0.0116	0.0876
NBZ-00168	90226	Ac-227	-0.00554 U	0.178	0.0544	90258	Ac-227	-0.0235 U	0.165	0.0488
NBZ-00168	90226	Ac-228	1.17	0.0817	0.0611	90258	Ac-228	1.2	0.0825	0.0567
NBZ-00168	90226	Am-241	0.00591 U	0.019	0.00539	90258	Am-241	-0.00124 U	0.0226	0.0049
NBZ-00168	90226	Bi-212	0.771	0.109	0.0725	90258	Bi-212	0.773	0.116	0.0692
NBZ-00168	90226	Bi-214	0.693	0.0275	0.0345	90258	Bi-214	0.657	0.0267	0.0325
NBZ-00168	90226	Cd-113m	-28.7 U	121	39.3	90258	Cd-113m	-10.7 U	109	32.2
NBZ-00168	90226	Cm-243/244	-0.000911 U	0.026	0.0062	90258	Cm-243/244	-0.0221 U	0.0518	0.0123
NBZ-00168	90226	Co-60	-0.00483 U	0.0145	0.00454	90258	Co-60	-0.00634 U	0.0146	0.00478
NBZ-00168	90226	Cs-134	0.00448 U	0.0132	0.00456	90258	Cs-134	0.00497 U	0.0129	0.00452
NBZ-00168	90226	Cs-137	0.061	0.0162	0.0081	90258	Cs-137	0.0484	0.0146	0.00676
NBZ-00168	90226	Eu-152	-0.0132 U	0.0424	0.0141	90258	Eu-152	-0.0236 U	0.0397	0.0133
NBZ-00168	90226	Eu-154	-0.0351 U	0.0844	0.0267	90258	Eu-154	-0.019 U	0.0845	0.0257
NBZ-00168	90226	Eu-155	0.0944 SK	0.0677	0.0265	90258	Eu-155	0.0964 SK	0.0577	0.0245
NBZ-00168	90226	Ho-166m	-0.00406 U	0.0229	0.00703	90258	Ho-166m	-0.00101 U	0.0231	0.00672
NBZ-00168	90226	K-40	20.1	0.118	1.12	90258	K-40	22.2	0.104	1.24

Table A.3
Parent and Field Duplicate Results Summary
Northern Buffer Zone, Round 1

Sample Location	Parent Sample					Field Duplicate Sample				
	Sample ID	Analyte Name	Activity	MDC	TPU	Sample ID	Analyte Name	Activity	MDC	TPU
NBZ-00168	90226	Na-22	-0.00327 U	0.0175	0.0053	90258	Na-22	-0.00448 U	0.0176	0.00547
NBZ-00168	90226	Nb-94	0.00408 U	0.0136	0.00413	90258	Nb-94	0.00538 U	0.0138	0.00412
NBZ-00168	90226	Np-236	-0.00331 U	0.0366	0.0113	90258	Np-236	-0.0169 U	0.0319	0.0107
NBZ-00168	90226	Np-239	-0.011 U	0.123	0.0377	90258	Np-239	0.0118 U	0.113	0.033
NBZ-00168	90226	Pa-231	-0.544 U J	0.738	0.265	90258	Pa-231	0.0916 U	0.694	0.211
NBZ-00168	90226	Pb-212	1.38	0.0314	0.0819	90258	Pb-212	1.37	0.0282	0.0805
NBZ-00168	90226	Pb-214	0.755	0.0309	0.0374	90258	Pb-214	0.733	0.029	0.0369
NBZ-00168	90226	Pu-238	0.000265 U	0.0221	0.00497	90258	Pu-238	-0.000356 U	0.0202	0.0042
NBZ-00168	90226	Pu-239/240	0.00432 U	0.0273	0.00719	90258	Pu-239/240	0.00632 U	0.0201	0.00571
NBZ-00168	90226	Sb-125	0.00993 U	0.0398	0.0118	90258	Sb-125	0.0047 U	0.0375	0.0112
NBZ-00168	90226	Sn-126	0.000826 U	0.0152	0.00457	90258	Sn-126	-0.00115 U	0.0153	0.00444
NBZ-00168	90226	Sr-90	0.0333 U	0.21	0.0605	90258	Sr-90	0.0932 U	0.22	0.0667
NBZ-00168	90226	Th-228	0.767 L	0.0738	0.0836	90258	Th-228	1.2 L	0.0656	0.11
NBZ-00168	90226	Th-229	-0.00669 UL	0.0943	0.0222	90258	Th-229	-0.0207 UL	0.125	0.0301
NBZ-00168	90226	Th-230	0.36 L	0.0719	0.0547	90258	Th-230	0.489 L	0.0187	0.0627
NBZ-00168	90226	Th-232	0.885 L	0.049	0.0889	90258	Th-232	1.2 L	0.0637	0.109
NBZ-00168	90226	Tl-208	0.4	0.0142	0.0229	90258	Tl-208	0.45	0.0135	0.0246
NBZ-00168	90226	Tm-171	6.64 U	14.3	4.94	90258	Tm-171	6.73 J	10.8	3.93
NBZ-00168	90226	U-233/234	0.366	0.0424	0.0513	90258	U-233/234	0.555	0.0824	0.0718
NBZ-00168	90226	U-235/236	0.0399	0.018	0.0165	90258	U-235/236	0.0446	0.0201	0.0185
NBZ-00168	90226	U-238	0.428	0.0424	0.0564	90258	U-238	0.581	0.0474	0.0716
NBZ-00173	90231	Ac-227	0.00823 U	0.201	0.0616	90259	Ac-227	0.0203 U	0.219	0.0668
NBZ-00173	90231	Ac-228	1.12	0.103	0.0565	90259	Ac-228	1.13	0.0914	0.0618
NBZ-00173	90231	Am-241	0.00716	0.0166	0.00507	90259	Am-241	0.0111 U	0.0293	0.00866
NBZ-00173	90231	Bi-212	0.893	0.127	0.0792	90259	Bi-212	0.791	0.133	0.071

Table A.3
Parent and Field Duplicate Results Summary
Northern Buffer Zone, Round 1

Sample Location	Parent Sample					Field Duplicate Sample				
	Sample ID	Analyte Name	Activity	MDC	TPU	Sample ID	Analyte Name	Activity	MDC	TPU
NBZ-00173	90231	Bi-214	1.46	0.0307	0.0647	90259	Bi-214	1.37	0.0324	0.0632
NBZ-00173	90231	Cd-113m	-5.3 U	133	44.3	90259	Cd-113m	1.04 U	144	50.1
NBZ-00173	90231	Cm-243/244	-0.0126 U	0.0312	0.00647	90259	Cm-243/244	-0.00369 U	0.0348	0.00866
NBZ-00173	90231	Co-60	-0.00208 U	0.0176	0.00512	90259	Co-60	0.00291 U	0.0173	0.00509
NBZ-00173	90231	Cs-134	0.00421 U	0.015	0.00523	90259	Cs-134	-0.00346 U	0.0155	0.00549
NBZ-00173	90231	Cs-137	0.101	0.017	0.00962	90259	Cs-137	0.102	0.0169	0.00902
NBZ-00173	90231	Eu-152	-0.0352 U	0.0489	0.0199	90259	Eu-152	-0.0309 U	0.0521	0.0218
NBZ-00173	90231	Eu-154	0.0175 U	0.102	0.0347	90259	Eu-154	0.0337 U	0.0976	0.0332
NBZ-00173	90231	Eu-155	0.0355 SK	0.0669	0.0231	90259	Eu-155	0.0897 SK	0.0785	0.024
NBZ-00173	90231	Ho-166m	0.0067 U	0.0279	0.00851	90259	Ho-166m	0.00727 U	0.0273	0.00827
NBZ-00173	90231	K-40	24.5	0.146	1.46	90259	K-40	23.1	0.146	1.29
NBZ-00173	90231	Na-22	-0.00634 U	0.0224	0.00819	90259	Na-22	0.00666 U	0.0205	0.00706
NBZ-00173	90231	Nb-94	-0.0001 U	0.016	0.00485	90259	Nb-94	0.00729 U	0.0158	0.00493
NBZ-00173	90231	Np-236	-0.00369 U	0.0377	0.0116	90259	Np-236	-0.0133 U	0.043	0.0132
NBZ-00173	90231	Np-239	0.0296 U	0.136	0.042	90259	Np-239	0.0326 U	0.146	0.0447
NBZ-00173	90231	Pa-231	-0.0442 U	0.858	0.265	90259	Pa-231	-0.0828 U	0.913	0.281
NBZ-00173	90231	Pb-212	1.25	0.0338	0.0771	90259	Pb-212	1.27	0.037	0.0764
NBZ-00173	90231	Pb-214	1.61	0.035	0.0766	90259	Pb-214	1.64	0.0373	0.0752
NBZ-00173	90231	Pu-238	0.00385 U	0.0119	0.0034	90259	Pu-238	0.0025 U	0.00922	0.00251
NBZ-00173	90231	Pu-239/240	0.00512	0.0119	0.00363	90259	Pu-239/240	0.0025 U	0.0116	0.00307
NBZ-00173	90231	Sb-125	-0.000196 U	0.0452	0.0134	90259	Sb-125	0.0444 JSK	0.0505	0.0177
NBZ-00173	90231	Sn-126	-0.00257 U	0.0179	0.00549	90259	Sn-126	-0.000449 U	0.0176	0.00528
NBZ-00173	90231	Sr-90	0.873	0.228	0.136	90259	Sr-90	1.35	0.235	0.181
NBZ-00173	90231	Th-228	1.05 L	0.08	0.105	90259	Th-228	0.98	0.074	0.0964
NBZ-00173	90231	Th-229	0.0218 UL	0.0674	0.0192	90259	Th-229	0 U	0.0879	0.0212

**Table A.3
Parent and Field Duplicate Results Summary
Northern Buffer Zone, Round 1**

Sample Location	Parent Sample					Field Duplicate Sample				
	Sample ID	Analyte Name	Activity	MDC	TPU	Sample ID	Analyte Name	Activity	MDC	TPU
NBZ-00173	90231	Th-230	1.11 L	0.0779	0.107	90259	Th-230	1.05	0.0804	0.1
NBZ-00173	90231	Th-232	0.953 L	0.0196	0.0958	90259	Th-232	1	0.0181	0.0952
NBZ-00173	90231	Tl-208	0.386	0.0166	0.023	90259	Tl-208	0.37	0.0178	0.022
NBZ-00173	90231	Tm-171	-3.86 U	11.7	4	90259	Tm-171	-10 U	16.7	6.11
NBZ-00173	90231	U-233/234	1.01	0.0533	0.0999	90259	U-233/234	1.01	0.0451	0.0981
NBZ-00173	90231	U-235/236	0.0657	0.0178	0.0212	90259	U-235/236	0.0616	0.0167	0.0199
NBZ-00173	90231	U-238	1.18	0.0419	0.111	90259	U-238	1	0.0318	0.0971

Notes:

Refer to Table 2.1 of the Final Field Sampling Plan for Soil Sampling (HGL, 2012a) for a definition of radionuclide symbols.

Reporting units in picocuries per gram.

ID - identification

MDC - minimum detectable concentration

TPU - total propagated uncertainty

J - The analyte was detected at the reported concentration; the quantitation is an estimate.

K - Analyte present. Reported value may be biased high. Actual value is expected to be lower.

S - Analyte result is subject to spectral interference. Unless otherwise qualified, the data is believed to be consistent with the background study results and may be used for its intended purpose.

L - Analyte present. Reported value may be biased low. Actual value is expected to be higher.

U - Not considered detected. The associated number is the reported concentration.

U J - Not considered detected. The associated number is the reported concentration, which may be inaccurate.

UL - Not considered detected. The associated number is the reported concentration, which may be inaccurate due to a low bias.

Table A.4
Rinsate and Source Comparison Summary
Northern Buffer Zone, Round 1

Sample Type	Sample ID	U-233/U-234			U-235/U-236			U-238		
		Activity	MDC	TPU	Activity	MDC	TPU	Activity	MDC	TPU
Rinsate	R0393	0.0104 U	0.124	0.0303	0.018 U	0.0896	0.0224	-0.00819 U	0.0725	0.014
Source	S0280	-0.0214 U	0.0718	0.0125	0 J	0.0221	0.00816	-0.00475 U	0.042	0.00813
Rinsate	R0395	-0.0362 U	0.182	0.0405	0.0437 J	0.0395	0.0254	-0.0476 U	0.146	0.0254
Source	S0280	-0.0214 U	0.0718	0.0125	0 J	0.0221	0.00816	-0.00475 U	0.042	0.00813
Rinsate	R0397	-0.0113 U	0.202	0.0504	0.00804 U	0.113	0.025	-0.0186 U	0.127	0.0249
Source	S0280	-0.0214 U	0.0718	0.0125	0 J	0.0221	0.00816	-0.00475 U	0.042	0.00813
Rinsate	R0399	-0.0441 U	0.137	0.0238	-0.00232 U	0.131	0.0274	-0.0188 U	0.128	0.0251
Source	S0280	-0.0214 U	0.0718	0.0125	0 J	0.0221	0.00816	-0.00475 U	0.042	0.00813
Rinsate	R0401	0.0399 U	0.115	0.0333	0.026 J	0.0352	0.0185	0.00588 U	0.0829	0.0183
Source	S0280	-0.0214 U	0.0718	0.0125	0 J	0.0221	0.00816	-0.00475 U	0.042	0.00813
Rinsate	R0403	0.0057 U	0.205	0.0536	0.0279 U	0.103	0.028	-0.0113 U	0.105	0.0196
Source	S0280	-0.0214 U	0.0718	0.0125	0 J	0.0221	0.00816	-0.00475 U	0.042	0.00813
Rinsate	R0405	0.0123 U	0.0938	0.0234	0.0264 J	0.0737	0.0218	0.0427 J	0.0738	0.025
Source	S0280	-0.0214 U	0.0718	0.0125	0 J	0.0221	0.00816	-0.00475 U	0.042	0.00813
Rinsate	R0407	-0.0405 U	0.122	0.0279	0.00425 U	0.0599	0.0132	0.0219 J	0.0485	0.0152
Source	S0280	-0.0214 U	0.0718	0.0125	0 J	0.0221	0.00816	-0.00475 U	0.042	0.00813
Rinsate	R0409	-0.0146 U	0.125	0.0278	0.0152 U	0.0756	0.0189	0.00269 U	0.0612	0.0119
Source	S0280	-0.0214 U	0.0718	0.0125	0 J	0.0221	0.00816	-0.00475 U	0.042	0.00813
Rinsate	R0500	0.00744 U	0.132	0.0333	-0.0363 U	0.148	0.0283	0.0317 J	0.0615	0.0206
Source	S0280	-0.0214 U	0.0718	0.0125	0 J	0.0221	0.00816	-0.00475 U	0.042	0.00813
Rinsate	R0602	-0.0635 U	0.179	0.0381	0.00357 U	0.0812	0.0157	0.00289 U	0.0657	0.0127
Source	S0280	-0.0214 U	0.0718	0.0125	0 J	0.0221	0.00816	-0.00475 U	0.042	0.00813
Rinsate	R0603	0.0998 J	0.107	0.0433	0.0337 J	0.0456	0.024	-0.006 U	0.107	0.0195
Source	S0280	-0.0214 U	0.0718	0.0125	0 J	0.0221	0.00816	-0.00475 U	0.042	0.00813

Table A.4
Rinsate and Source Comparison Summary
Northern Buffer Zone, Round 1

Sample Type	Sample ID	U-233/U-234			U-235/U-236			U-238		
		Activity	MDC	TPU	Activity	MDC	TPU	Activity	MDC	TPU
Rinsate	R0604	0.0121 U	0.102	0.0271	0.0269	0.0523	0.0175	-0.0143 U	0.0601	0.0106
Source	S0280	-0.0214 U	0.0718	0.0125	0 J	0.0221	0.00816	-0.00475 U	0.042	0.00813
Rinsate	R0605	-0.00908 U	0.101	0.0223	0.0229	0.064	0.0189	0.0162	0.022	0.0115
Source	S0280	-0.0214 U	0.0718	0.0125	0 J	0.0221	0.00816	-0.00475 U	0.042	0.00813
Rinsate	R0606	-0.0474 U	0.123	0.0248	0.00259 U	0.0589	0.0114	0.0224	0.0203	0.013
Source	S0280	-0.0214 U	0.0718	0.0125	0 J	0.0221	0.00816	-0.00475 U	0.042	0.00813
Rinsate	R0607	-0.0247 U	0.0927	0.0173	0.0211	0.0589	0.0174	0	0.0203	0.0075
Source	S0280	-0.0214 U	0.0718	0.0125	0 J	0.0221	0.00816	-0.00475 U	0.042	0.00813
Rinsate	R0608	0.0277 U	0.0732	0.0217	-0.013 U	0.0711	0.0129	0.0219	0.0198	0.0127
Source	S0280	-0.0214 U	0.0718	0.0125	0 J	0.0221	0.00816	-0.00475 U	0.042	0.00813
Rinsate	R0609	0.0297 U	0.114	0.0321	0.0432	0.0747	0.0253	0.0328	0.0488	0.0181
Source	S0280	-0.0214 U	0.0718	0.0125	0 J	0.0221	0.00816	-0.00475 U	0.042	0.00813
Rinsate	R0610	-0.0193 U	0.0881	0.0167	-0.0041 U	0.0736	0.0133	-0.00453 U	0.0822	0.0178
Source	S0280	-0.0214 U	0.0718	0.0125	0 J	0.0221	0.00816	-0.00475 U	0.042	0.00813
Rinsate	R0611	0.0366	0.083	0.0256	-0.0326 U	0.114	0.0199	-0.0066 U	0.0584	0.0113
Source	S0280	-0.0214 U	0.0718	0.0125	0 J	0.0221	0.00816	-0.00475 U	0.042	0.00813
Rinsate	R0612	-0.00362 U	0.119	0.0286	0.00302 U	0.0687	0.0133	0.00733 U	0.079	0.0186
Source	S0280	-0.0214 U	0.0718	0.0125	0 J	0.0221	0.00816	-0.00475 U	0.042	0.00813
Rinsate	R0613	-0.0221 U	0.0948	0.0166	0.0108	0.0291	0.0108	-0.0188 U	0.0788	0.0139
Source	S0280	-0.0214 U	0.0718	0.0125	0 J	0.0221	0.00816	-0.00475 U	0.042	0.00813
Rinsate	R0614	-0.018 U	0.066	0.0117	0.027	0.0244	0.0157	0.00204 U	0.0465	0.009
Source	S0280	-0.0214 U	0.0718	0.0125	0 J	0.0221	0.00816	-0.00475 U	0.042	0.00813
Rinsate	R0615	0.0157 U	0.0671	0.0181	0.0165	0.0224	0.0118	-0.0145 U	0.0606	0.0107
Source	S0280	-0.0214 U	0.0718	0.0125	0 J	0.0221	0.00816	-0.00475 U	0.042	0.00813

Table A.4
Rinsate and Source Comparison Summary
Northern Buffer Zone, Round 1

Sample Type	Sample ID	U-233/U-234			U-235/U-236			U-238		
		Activity	MDC	TPU	Activity	MDC	TPU	Activity	MDC	TPU
Rinsate	R0616	0.0309 U	0.116	0.0328	0.0145 U	0.0733	0.0187	0.0171	0.0479	0.0141
Source	S0280	-0.0214 U	0.0718	0.0125	0 J	0.0221	0.00816	-0.00475 U	0.042	0.00813
Rinsate	R0618	-0.0333 U	0.127	0.0267	-0.00169 U	0.0957	0.02	0.0195	0.0545	0.0161
Source	S0280	-0.0214 U	0.0718	0.0125	0 J	0.0221	0.00816	-0.00475 U	0.042	0.00813
Rinsate	R0620	-0.0296 U	0.113	0.0202	-0.0086 U	0.0761	0.0147	0.00812 U	0.0874	0.0206
Source	S0280	-0.0214 U	0.0718	0.0125	0 J	0.0221	0.00816	-0.00475 U	0.042	0.00813
Rinsate	R0622	-0.0286 U	0.11	0.0245	-0.0151 U	0.0807	0.0141	0.0026 U	0.0709	0.0167
Source	S0280	-0.0214 U	0.0718	0.0125	0 J	0.0221	0.00816	-0.00475 U	0.042	0.00813
Rinsate	R0624	0.0257 U	0.086	0.0243	0.00975	0.0264	0.00977	0.0394	0.0214	0.0178
Source	S0280	-0.0214 U	0.0718	0.0125	0 J	0.0221	0.00816	-0.00475 U	0.042	0.00813
Rinsate	R0626	-0.0151 U	0.15	0.0366	-0.00792 U	0.0701	0.0136	-0.0167 U	0.0892	0.0156
Source	S0280	-0.0214 U	0.0718	0.0125	0 J	0.0221	0.00816	-0.00475 U	0.042	0.00813
Rinsate	R0628	0.0218 U	0.181	0.0469	-0.0134 U	0.191	0.0413	0.0138	0.0373	0.0138
Source	S0280	-0.0214 U	0.0718	0.0125	0 J	0.0221	0.00816	-0.00475 U	0.042	0.00813
Rinsate	R0630	0.0134 U	0.0755	0.0199	0.00799	0.0217	0.00801	0.0295	0.051	0.0173
Source	S0280	-0.0214 U	0.0718	0.0125	0 J	0.0221	0.00816	-0.00475 U	0.042	0.00813
Rinsate	R0632	0.0822	0.164	0.0506	-0.00798 U	0.0706	0.0137	0.023 U	0.0708	0.0202
Source	S0280	-0.0214 U	0.0718	0.0125	0 J	0.0221	0.00816	-0.00475 U	0.042	0.00813
Rinsate	R0634	-0.0154 U	0.0814	0.017	0.00431 U	0.0607	0.0134	0.00174 U	0.0397	0.00769
Source	S0280	-0.0214 U	0.0718	0.0125	0 J	0.0221	0.00816	-0.00475 U	0.042	0.00813
Rinsate	R0636	-0.00322 U	0.0671	0.0142	0.0106 U	0.0527	0.0131	-0.00482 U	0.0426	0.00826
Source	S0280	-0.0214 U	0.0718	0.0125	0 J	0.0221	0.00816	-0.00475 U	0.042	0.00813
Rinsate	R0638	0.0296 U	0.0812	0.0239	0.011 U	0.0548	0.0137	-0.01 U	0.0549	0.00994
Source	S0280	-0.0214 U	0.0718	0.0125	0 J	0.0221	0.00816	-0.00475 U	0.042	0.00813

Table A.4
Rinsate and Source Comparison Summary
Northern Buffer Zone, Round 1

Sample Type	Sample ID	U-233/U-234			U-235/U-236			U-238		
		Activity	MDC	TPU	Activity	MDC	TPU	Activity	MDC	TPU
Rinsate	R0640	-0.0318 U	0.101	0.0211	0.0201 U	0.0618	0.0176	0.00888 U	0.0691	0.0175
Source	S0280	-0.0214 U	0.0718	0.0125	0 J	0.0221	0.00816	-0.00475 U	0.042	0.00813
Rinsate	R0642	0.00265 U	0.0626	0.0148	-0.00511 U	0.0452	0.00876	0.0188	0.0366	0.0123
Source	S0280	-0.0214 U	0.0718	0.0125	0 J	0.0221	0.00816	-0.00475 U	0.042	0.00813
Rinsate	R0644	-0.00878 U	0.0726	0.014	0.0179	0.0242	0.0127	-0.00116 U	0.0655	0.0136
Source	S0280	-0.0214 U	0.0718	0.0125	0 J	0.0221	0.00816	-0.00475 U	0.042	0.00813
Rinsate	R0646	0.0263 U	0.0735	0.0215	0.00834	0.0226	0.00836	-0.0108 U	0.0735	0.0145
Source	S0280	-0.0214 U	0.0718	0.0125	0 J	0.0221	0.00816	-0.00475 U	0.042	0.00813
Rinsate	R0700	0.0071 U	0.109	0.0263	-0.0267 U	0.112	0.0198	-0.00879 U	0.1	0.0202
Source	S0280	-0.0214 U	0.0718	0.0125	0 J	0.0221	0.00816	-0.00475 U	0.042	0.00813
Rinsate	R0701	0.00318 U	0.109	0.0271	0.0421	0.0627	0.0233	-0.0115 U	0.0628	0.0114
Source	S0280	-0.0214 U	0.0718	0.0125	0 J	0.0221	0.00816	-0.00475 U	0.042	0.00813
Rinsate	R0702	0.00774 U	0.0781	0.0196	0.0129 U	0.0652	0.0166	-0.00401 U	0.0729	0.0158
Source	S0280	-0.0214 U	0.0718	0.0125	0 J	0.0221	0.00816	-0.00475 U	0.042	0.00813
Rinsate	R0703	-0.0119 U	0.0851	0.0176	0.0115 U	0.0574	0.0143	-0.00117 U	0.066	0.0138
Source	S0280	-0.0214 U	0.0718	0.0125	0 J	0.0221	0.00816	-0.00475 U	0.042	0.00813
Rinsate	R0704	0.0047 U	0.11	0.0278	0.00267 U	0.0607	0.0118	0.0308	0.0209	0.0156
Source	S0280	-0.0214 U	0.0718	0.0125	0 J	0.0221	0.00816	-0.00475 U	0.042	0.00813
Rinsate	R0705	0.00116 U	0.0854	0.0192	-0.00463 U	0.083	0.015	0.017	0.0231	0.0121
Source	S0280	-0.0214 U	0.0718	0.0125	0 J	0.0221	0.00816	-0.00475 U	0.042	0.00813
Rinsate	R0706	-0.0384 U	0.109	0.0213	-0.0131 U	0.0717	0.013	0.00942 U	0.0469	0.0117
Source	S0280	-0.0214 U	0.0718	0.0125	0 J	0.0221	0.00816	-0.00475 U	0.042	0.00813
Rinsate	R0707	0.0236 U	0.0628	0.0186	0	0.0232	0.00859	0.00194 U	0.0442	0.00856
Source	S0280	-0.0214 U	0.0718	0.0125	0 J	0.0221	0.00816	-0.00475 U	0.042	0.00813

Table A.4
Rinsate and Source Comparison Summary
Northern Buffer Zone, Round 1

Sample Type	Sample ID	U-233/U-234			U-235/U-236			U-238		
		Activity	MDC	TPU	Activity	MDC	TPU	Activity	MDC	TPU
Rinsate	R0708	0.00699 U	0.126	0.033	-0.0199 U	0.0835	0.0148	-0.00119 U	0.0675	0.0141
Source	S0280	-0.0214 U	0.0718	0.0125	0 J	0.0221	0.00816	-0.00475 U	0.042	0.00813
Rinsate	R0709	-0.00506 U	0.106	0.0223	0.0204 U	0.103	0.0263	0.0135 U	0.0672	0.0168
Source	S0280	-0.0214 U	0.0718	0.0125	0 J	0.0221	0.00816	-0.00475 U	0.042	0.00813
Rinsate	R0710	-0.0298 U	0.148	0.0344	-0.00463 U	0.0829	0.015	0.0279	0.0542	0.0182
Source	S0280	-0.0214 U	0.0718	0.0125	0 J	0.0221	0.00816	-0.00475 U	0.042	0.00813
Rinsate	R0711	-0.0239 U	0.114	0.0248	-0.00682 U	0.0603	0.0117	0.0141 U	0.0693	0.0181
Source	S0280	-0.0214 U	0.0718	0.0125	0 J	0.0221	0.00816	-0.00475 U	0.042	0.00813
Rinsate	R0712	0.0296 U	0.0911	0.0261	0.00314 U	0.0715	0.0139	-0.0262 U	0.0911	0.0159
Source	S0280	-0.0214 U	0.0718	0.0125	0 J	0.0221	0.00816	-0.00475 U	0.042	0.00813
Rinsate	R0713	-0.00124 U	0.0769	0.0161	0.024	0.0669	0.0198	0.034	0.023	0.0172
Source	S0280	-0.0214 U	0.0718	0.0125	0 J	0.0221	0.00816	-0.00475 U	0.042	0.00813
Rinsate	R0714	0.0183 U	0.0856	0.0228	0.0105	0.0286	0.0106	-0.00614 U	0.0543	0.0105
Source	S0280	-0.0214 U	0.0718	0.0125	0 J	0.0221	0.00816	-0.00475 U	0.042	0.00813
Rinsate	R0715	0.035	0.0736	0.0234	0.0263	0.0735	0.0217	0.0373	0.0253	0.0189
Source	S0280	-0.0214 U	0.0718	0.0125	0 J	0.0221	0.00816	-0.00475 U	0.042	0.00813
Rinsate	R0716	0.000694 U	0.0766	0.018	-0.00584 U	0.0516	0.01	0.0168 U	0.0517	0.0148
Source	S0280	-0.0214 U	0.0718	0.0125	0 J	0.0221	0.00816	-0.00475 U	0.042	0.00813
Rinsate	R0717	0.0288	0.0644	0.0198	0.0124 U	0.0626	0.016	0.0128	0.0174	0.00912
Source	S0280	-0.0214 U	0.0718	0.0125	0 J	0.0221	0.00816	-0.00475 U	0.042	0.00813
Rinsate	R0718	-0.0171 U	0.0807	0.016	0.00805	0.0218	0.00806	-0.00573 U	0.0653	0.0131
Source	S0280	-0.0214 U	0.0718	0.0125	0 J	0.0221	0.00816	-0.00475 U	0.042	0.00813
Rinsate	R0719	-0.0383 U	0.102	0.0203	-0.0114 U	0.0623	0.0113	-0.0092 U	0.0504	0.00913
Source	S0280	-0.0214 U	0.0718	0.0125	0 J	0.0221	0.00816	-0.00475 U	0.042	0.00813

Table A.4
Rinsate and Source Comparison Summary
Northern Buffer Zone, Round 1

Sample Type	Sample ID	U-233/U-234			U-235/U-236			U-238		
		Activity	MDC	TPU	Activity	MDC	TPU	Activity	MDC	TPU
Rinsate	R0720	-0.0288 U	0.095	0.0211	0.0282	0.042	0.0156	0.0175	0.034	0.0114
Source	S0280	-0.0214 U	0.0718	0.0125	0 J	0.0221	0.00816	-0.00475 U	0.042	0.00813
Rinsate	R0721	0.00406 U	0.0673	0.0158	-0.00597 U	0.0529	0.0102	0.00188 U	0.0428	0.00828
Source	S0280	-0.0214 U	0.0718	0.0125	0 J	0.0221	0.00816	-0.00475 U	0.042	0.00813
Rinsate	R0722	0.0351 U	0.13	0.0365	-0.00539 U	0.0967	0.0175	0.0127 U	0.0632	0.0158
Source	S0280	-0.0214 U	0.0718	0.0125	0 J	0.0221	0.00816	-0.00475 U	0.042	0.00813
Rinsate	R0723	0.0136 U	0.076	0.0201	0	0.0218	0.00806	-0.00286 U	0.0513	0.00929
Source	S0280	-0.0214 U	0.0718	0.0125	0 J	0.0221	0.00816	-0.00475 U	0.042	0.00813

Notes:

Refer to Table 2.1 of the Final Field Sampling Plan for Soil Sampling (HGL, 2012a) for a definition of radionuclide symbols.

Reporting units in picocuries per liter.

ID - identification

MDC - minimum detectable concentration

TPU - total propagated uncertainty

J - The analyte was detected at the reported concentration; the quantitation is an estimate.

U - Not considered detected. The associated number is the reported concentration.

ATTACHMENT 2

Boring Logs

The boring logs are provided in a separate pdf on SharePoint due to size restrictions.

This page was intentionally left blank.