
DRAFT FINAL
TECHNICAL MEMORANDUM
SUBAREA 5D ROUND 1 SOIL SAMPLE RESULTS
SANTA SUSANA FIELD LABORATORY SITE
AREA IV RADIOLOGICAL STUDY

TO: Andrew Bain, EPA Region 9 RPM
FROM: T. Stewart Williford, P.G., HGL
THROUGH: L. Steven Vaughn, R.G., HGL Project Manager
Rene R. Rodriguez, P.E., HGL Deputy Project Manager
CC: Mary Aycock, EPA Region 9 RPM
Yarissa Martinez, P.E., EPA Region 9 RPM
Shiann-Jang Chern, Ph.D., P.E., EPA Region 9 RPM
Gregg Dempsey, Technical Advisor
DATE: July 17, 2012
SUBJECT: Subarea 5D Round 1 Soil Sample Results

CONTRACT NO: EP-S7-05-05
TASK ORDER NO: 0038

1.0 INTRODUCTION

HydroGeoLogic, Inc. (HGL) is conducting a comprehensive radiological characterization study of Area IV and the Northern Buffer Zone (NBZ) at the Santa Susana Field Laboratory (SSFL) site in Ventura County, California. This work is being executed under U.S. Environmental Protection Agency (USEPA) Region 7 Architect and Engineering Services Contract EP-S7-05-05, Task Order 0038. The technical lead on the project is USEPA Region 9.

As part of the radiological study, surface and subsurface soil samples were collected from locations identified from geophysical surveys, gamma scanning, historical aerial photographs and findings of the Historical Site Assessment. Sampling efforts in the study area were divided into Subareas. This Technical Memorandum documents the soil sampling activities, analytical results, and conclusions of the Subarea 5D round 1 soil sampling. The primary objective of the Subarea 5D soil sampling effort is to evaluate the nature of potential radionuclide contamination in soil that may have resulted from past nuclear operations. This objective was achieved through the collection and analysis of surface, subsurface, and drainage soil samples.

The approach for round 1 soil sampling was to identify potential sample locations from the lines of evidence listed above, prepare a Field Sampling Plan (FSP) Addendum for the subarea, present the FSP, and review and finalize proposed locations with USEPA's SSFL Technical Stakeholder Workgroup.

2.0 SOIL SAMPLING ACTIVITIES

2.1 Soil Sample Location Placement and Utility Clearance

A total of 482 surface, subsurface, and drainage samples were proposed in the Subarea 5D-North Addendum to the FSP for Soil Sampling (HGL, 2011a), and the Subarea 5D-South Addendum to the FSP for Soil Sampling (HGL, 2011b). Table 1 summarizes the proposed samples and lists the samples actually collected. Figure 1 illustrates soil sample locations (proposed and collected). Deviations from the FSP for Soil Sampling are discussed below.

The proposed sampling locations were discussed during technical review meetings held on April 20, 2011 (Subarea 5D-North) and August 17, 2011 (Subarea 5D-South), with members of USEPA's SSFL Technical Stakeholder Workgroup consisting of representatives of the Department of Energy (DOE), the State of California Department of Toxic Substances Control (DTSC), The Boeing Company (Boeing), USEPA, and the community.

After the locations were finalized with the Technical Stakeholder Workgroup, proposed sampling locations were marked in the field using a SPS 852 handheld Trimble global positioning system (GPS) and magnetic survey spikes. Before sampling activities commenced, utility clearances were performed at each location by Underground Service Alert (Dig Alert) and a private utility locator.

2.2 Sample Collection

Surface soil and drainage samples were collected using a stainless steel trowel or shovel. Subsurface samples were collected using a Geoprobe™ 6600 Series direct-push technology unit or a hand auger. Soil samples were collected in accordance with the procedures detailed in the Final FSP for Soil Sampling (HGL, 2012a), and the FSP Addendum for Subarea 5D (HGL, 2011a and 2011b). Soil cores were logged and the boring logs are provided in Attachment 2. A total of 465 surface, subsurface, and drainage soil samples were collected within Subarea 5D from May 16 through November 14, 2011.

During the April 20, 2011 (Subarea 5D-North) and August 17, 2011 (Subarea 5D-South), technical review meetings, recommendations and action items including those on the topic of Likely Decontamination and Decommissioning Zones (LD&DZ) and Likely Chemical Remediation Zones (LCRZ) were discussed. Building 4055 was designated as a LD&DZ, and the area north of former Building 4020 was designated as a LCRZ. USEPA understands that most, if not all, surface soil and infrastructure (building structures, concrete slabs, above-ground pipelines and underground pipelines etc.) may be excavated and removed from areas identified as LD&DZ and LCRZ. Therefore, USEPA placed a reduced number of surface and subsurface samples around the perimeter of these zones to better define the potential extent of contamination. In accordance with the USEPA's role under the Administrative Order on Consent (AOC) for Remedial Action (DTSC, 2010) agreement between DTSC and DOE for the SSFL site, USEPA will conduct confirmation soil sampling to verify that site remediation goals have been achieved at all such remediation zones. If the LD&DZ and LCRZs will not be excavated or removed, a data gap may exist. Additional investigations in the future may be

necessary to address the potential data gap. These follow-on efforts are not included in the current scope of work and will be accomplished using additional external funding.

2.3 Deviations from the Field Sampling Plan Addendum

Table 2 summarizes the deviations from the FSP and details why the planned sample was not collected. Subsurface soil samples were not collected from 21 locations because of insufficient sample volume due to shallow refusal. Additionally, four soil samples were added to the Subarea 5D sampling event. Surface and subsurface sample Location 207 was added based on a gamma detection of cesium, while Locations 39 and 40 each added an additional subsurface sample at the soil-bedrock interface to completely characterize the soil beneath the former underground storage tank at the Hot Lab (former Building 4020). These additional unplanned samples are included in the total number of samples collected and presented in Table 1.

2.4 Soil Boring Summary

A total of 245 subsurface borings were attempted, of which 122 borings were advanced to the proposed depth of 10 feet below ground surface (bgs), or deeper in select locations (HGL, 2011a). Total depths in soil borings that were completed to the proposed depth ranged from 10 to 24 feet bgs. A total of 123 borings could not be completed to the proposed depth because of shallow refusal. When shallow refusal was encountered two additional attempts were made, within a five foot radius, to reach the proposed depth. If after the third attempt the proposed depth could not be reached a sample was collected, where possible. Of the 123 borings, 61 borings could only be advanced to a depth less than 5.0 feet bgs and 62 could only be advanced to a depth greater than or equal to 5.0 but less than 10.0 feet bgs. Refusal was encountered in five of the borings due to rubble present in fill material and in 118 borings because bedrock was encountered before the proposed depth was reached.

Soil samples were classified and described in accordance with the Final FSP for Soil Sampling (HGL, 2012a). The most common soil types observed were sand, silty sand, silt, sandy clay, silty clay, and clay. A total of 124 locations encountered fill material in all or a portion of the boring. The fill material consisted of soils that exhibited a mottled texture and frequently contained anthropogenic material such as concrete, asphalt, or glass. Native soil was encountered below fill material in 115 of the 124 borings. A total of 123 borings consisted of only native soil. A summary of the boring log information is presented in Table A.1 and the boring logs are provided in Attachment 2.

3.0 ROUND 1 SOIL ANALYTICAL RESULTS

Analyses of soil samples were conducted in accordance with the draft revised Final Quality Assurance Project Plan (QAPP) for Soil Sampling which was finalized in March 2012 (HGL, 2012b). All soil samples were analyzed for the default suite of analytes presented in Table 2.3 of the FSP for Soil Sampling (HGL, 2012a). In addition to the default analytes, soil samples collected in the vicinity of several former buildings also were analyzed for the site-specific analytes as follows, in accordance with the rationale presented in Table 2.3 of the Final FSP for Soil Sampling (HGL, 2012a):

- former Building 4373: tritium (H-3), nickel (Ni)-59, Ni-63 and technetium (Tc)-99;
- former Building 4020: americium (Am)-243, carbon (C)-14, H-3, iodine (I)-129, Ni-59, Ni-63, promethium (Pm)-147 and Tc-99;
- former Parking Lot 4509 and former Building 4009: Am-243, C-14, H-3, Ni-59, Ni-63 and Tc-99.

3.1 Radiological Trigger Levels

Analytical results were compared to the radiological trigger levels (RTL) established specifically for the Area IV Santa Susana Field Laboratory Radiological Study. RTLs are reference soil concentrations for the radionuclides of concern for the Radiological Study. Analytical results below each RTL are considered uncontaminated or non-actionable, and results that exceed RTL are actionable and may represent contamination. The process used to derive the RTLs is presented in the Technical Memorandum, Radiological Trigger Levels (HGL, 2011c), and is briefly summarized below.

During the SSFL Radiological Background Study (HGL, 2011d), soil samples were collected from off-site locations representing the two geological formations present at the SSFL Site: the Chatsworth Formation and the Santa Susana Formation. Based on the results of the background samples Background Threshold Values (BTV) were developed, which are the upper concentration limits of radionuclides of concern from off-site locations. BTVs were calculated from 149 samples. For a single sample, in many instances the laboratory minimum detectable concentrations (MDCs) are greater than the respective BTV. Hence, the RTL for a particular radionuclide was established at the greater of BTV or MDC values plus an additional method uncertainty (for comparison of individual sample results to the RTL). Using this approach, it is assured that an RTL exceedance is greater than locally determined background concentrations.

3.2 Analytical Results

A total of 465 samples were collected during the Subarea 5D, round 1 soil sampling event. All of the soil samples collected were analyzed for the SSFL default suite as listed in Table 2.3 of the Final FSP for Soil Sampling (HGL, 2012a). In addition, select soil samples also were analyzed for Am-243, C-14, H-3, I-129, Ni-59, Ni-63, promethium (Pm)-147, and Tc-99.

Analytical results presented in the following subsections are described in three different ways:

1. The number of physical locations where a sample(s) was collected that contained at least one radionuclide that exceeded RTLs,
2. The number of samples containing radionuclides that exceeded the RTLs, and
3. The number of radionuclides that exceeded RTLs.

One location can have multiple samples containing multiple radionuclides that exceed RTLs. For example, a single physical location could have a surface sample that has three exceedances

and a subsurface sample that has four exceedances. Therefore, the results would be presented as: one location (two samples) containing seven radionuclides that exceeded RTLs.

Analytical results of soil samples collected during the round 1 sampling event reported a total of 22 site-related, man-made, radionuclide, RTL exceedances in 21 samples. Soil samples reported to contain radionuclide activities at or above the respective RTL were in the following areas:

- Hot Lab (former Building 4020)
- Building 4055
- Pond Dredge Area and Former Buildings 4375/4874/4875
- Former Building 4353 Area and Former Buildings 4173/4865 Ground Scar
- Subarea 5D-South

Table 3 summarizes the number of RTL exceedances detected during round 1 sampling by location, samples and radionuclides exceeding the RTLs.

Table 3
Round 1 Locations, Samples and Radionuclides with Exceedances

Area of RTL Exceedance	Locations	Samples	Radionuclides Exceeding RTLs
Hot Lab (former Building 4020)	8	8	9
Building 4055	2	2	2
Pond Dredge Area and Former Buildings 4375/4874/4875	3	4	4
Former Building 4353 Area and Former Buildings 4173/4865 Ground Scar	5	5	5
Subarea 5D-South	2	2	2
Totals	20	21	22

Notes:

Reporting units in picocuries per gram.

Table 4 presents the sample location, sample type, radionuclide concentration, and technical justification for collecting additional soil samples. Figure 1 presents the locations of all the soil samples collected during round 1. Figures 2 through 6 present the location, radionuclide, and concentration detected above the RTLs in samples collected from the areas discussed above. A summary of the analytical results is provided in Table A.2.

Soil samples reported to contain radionuclide concentrations at or above the respective RTL were clustered in five primary areas within Subarea 5D as summarized below:

- **Hot Lab (former Building 4020)**
 - Cesium (Cs)-137 exceeded the RTL of 0.207 picocuries per gram (pCi/g) at one location (one sample) with a concentration of 1.42 pCi/g.

- Strontium (Sr)-90 exceeded the RTL of 0.485 pCi/g at eight locations (eight samples) with concentrations from 0.486 pCi/g to 1.55 pCi/g.
- Uranium (U)-235/236 exceeded the RTL of 0.151 pCi/g at one location (one sample) with a concentration of 0.234 pCi/g.
- One sample in this area also has multiple RTL exceedances (e.g., Cs-137 and Sr-90).
- **Building 4055 Area**
 - Strontium-90 exceeded the RTL of 0.485 pCi/g at two locations (two samples) with concentrations of 0.52 pCi/g and 0.662 pCi/g.
- **Pond Dredge Area and Former Buildings 4375/4874/4875**
 - Plutonium (Pu)-238 exceeded the RTL of 0.0415 pCi/g at one location (one sample) with a concentration of 0.0492 pCi/g.
 - Strontium-90 exceeded the RTL of 0.485 pCi/g at three locations (three samples) with concentrations of 0.487 pCi/g, 0.545 pCi/g, and 1.43 pCi/g.
- **Former Building 4353 Area and Former Buildings 4173/4865 Ground Scar**
 - Americium-241 exceeded the RTL of 0.0454 pCi/g at one location (one sample) with a concentration of 0.0589 pCi/g.
 - Plutonium-239/240 exceeded the RTL of 0.0404 pCi/g at one location (one sample) with a concentration of 0.0526 pCi/g.
 - Strontium-90 exceeded the RTL of 0.485 pCi/g at three locations (three samples) with concentrations of 0.619 pCi/g, 0.648 pCi/g, and 1.27 pCi/g.
- **Subarea 5D South**
 - Cesium-137 exceeded the RTL of 0.207 pCi/g at one location (one sample) with a concentration of 0.227 pCi/g.
 - Plutonium-239/240 exceeded the RTL of 0.0404 pCi/g at one location (one sample) with a concentration of 0.0502 pCi/g.

There were 29 locations (40 samples) where 18 naturally occurring radionuclides, also known as Naturally Occurring Radioactive Material (NORM), were detected above the RTLs. Nearly all of these NORM radionuclide exceedances originated from a particular area within the far south of Subarea 5D. The area is also with the Santa Susana geologic formation, which is distinct from most of Area IV and the NBZ. These exceedances were evaluated to determine whether they could reasonably be concluded to be site related. The determinations included assessment of the sample radioisotope ratios (comparisons between individual members of a specific decay chain), surface gamma scanning data, borehole gamma measurements, and local variations in geology.

Based on these evaluations, one location was determined to be potentially site related. The subsurface sample collected from round 1 Location 24 contained U-235/236 at 0.234 pCi/g, which exceeds the RTL of 0.151 pCi/g. Uranium-235, in particular, requires a greater level of scrutiny because it is enriched in nuclear fuel. Therefore, step-out sample locations 264, 265, and 266 were placed around this exceedance. The location, sample identification, radionuclide, activity, MDC, RTL, and sample depth are presented in Table 5.

For Locations 4 and 6, Cs-137 and Pu-239/240, respectively, exceeded their RTLs. These locations also had NORM exceedances. Because radionuclides were detected in conjunction with NORM radionuclides, both gamma spectrometry and U default analyses were requested for step-out samples of each location. Using this approach, the additional information can aid the interpretation of NORM results and provide further evidence to support the evaluation of NORM.

3.3 Subarea 5D Radiological Trigger Level Data Quality Gap Result Evaluations

The use of RTLs is predicated on the assumption that analytical results will be of known and predictable quality, with the uncertainty constrained to a level that supports direct comparison of results to RTLs. The use of RTLs is predicated on the assumption that analytical results will be of known and predictable quality, with the uncertainty constrained to a level that supports direct comparison of results to RTLs. As stated in the QAPP, the pertinent data quality objective (DQO) considered in the development of RTLs is that radioactivity exceedance decision error rates will be less than 5 percent. This DQO is achieved by the primary measurement quality objective (MQO) that samples with reported activity greater than the RTL should have a combined standard uncertainty of less than 10 percent.

In some cases, matrix or spectral interference, or the laboratory's occasional use of non-optimal instrumentation, results in analytical uncertainties greater than the desired 10 percent for a small percentage of analytical results. In these cases, a decision must be made whether the uncertainty is sufficiently constrained to be used to make radioactivity exceedance decisions.

The MDC is the level of activity in a sample that may be statistically distinguished from a blank sample at the 95 percent confidence interval. In practice, the MDC is a level of activity at which the uncertainty is constrained to a predictable fraction of the reported activity. It is determined, by review of the reported data and from technical judgment, that results above the reported MDC will have the associated uncertainty constrained to degree that may be useful for decision-making in exceptional circumstances, with professional oversight. Results below the associated MDC may not be usable for decision-making and represent potential data quality gaps.

A data quality gap is a sample result for which the MDC is greater than the RTL, but the reported activity is below the RTL, indicating an indeterminate result that may or may not exceed the RTL. The elevated MDC indicates a result that lacks sufficient precision to support decision making at the RTLs.

It is understood that, for all results, the reported analytical uncertainty is sufficiently reliable to be considered, however the magnitude of that uncertainty may not always allow direct comparison of the activity to the RTL, as discussed above. In many cases, the reported activity is sufficiently below the RTL (more than the associated, elevated 2σ total propagated uncertainty [TPU]) to decide that the result does not represent an exceedance. For these cases, results are removed from further data quality gap assessment.

Remaining data quality gap results are evaluated on a case-by-case basis to determine whether further action is warranted or beneficial. Out of 490 samples, with 21,470 total results, there are 108 such data quality gaps in Subarea 5D.

- Of the 108 data quality gaps requiring further assessment, four data quality gap samples have RTL exceedances for other analytes. Further clarification of these data quality gaps is not believed to be necessary, as step-out sampling is already scheduled at those locations. The step-out sample analyses will include the data quality gap analytes, as well as the confirmed exceedances.
- Of the remaining 104 data quality gaps, 89 are associated with lower energy gamma spectrometry results, which are subject to sample-specific spectral interference from an elevated Compton continuum. This is an inherent limitation of gamma spectrometry and further analysis is not expected to significantly improve these results. The data quality gaps do not support a determination of an exceedance and no further action is planned. An additional four results demonstrate the same gamma spectral quality issue, but they are associated with the previously determined exceedances described above, and step-out sampling is already planned for those sample locations.
- Sample 50488 has a data quality gap for curium (Cm)-243/244, apparently resulting from a low chemical yield of 37.5 percent. It is reasonable that the laboratory might improve the quality of the reported data to eliminate the data quality gap by preparing the sample for reanalysis. The laboratory has been requested to prepare a new aliquant for analysis and to meet the project DQOs, in addition to achieving an MDC of less than 0.044 pCi/g for Cm-243/244 (the analyte RTL), if possible.
- Sample 50124 has a data quality gap for Cm-243/244, apparently resulting from a low chemical yield of 42.5 percent. It is reasonable that the laboratory might improve the quality of the reported data to eliminate the data quality gap by preparing the sample for reanalysis. The laboratory has been requested to prepare a new aliquant for analysis and to meet the project DQOs, in addition to achieving an MDC of less than 0.044 pCi/g for Cm-243/244 (the analyte RTL), if possible.
- Sample 50363 has a data quality gap for Pu-238, resulting from the use of a detector with a slightly elevated background count rate in the spectral region of interest. It is reasonable to expect that the laboratory may improve the quality of the reported data to eliminate the data quality gap. The laboratory has been requested to either recount the existing sample or prepare a new aliquant for analysis and to meet the project DQOs, in addition to achieving an MDC of less than 0.041 pCi/g (the analyte RTL), if possible.
- Sample 50326 has a data quality gap for Pu-239/240, resulting from the use of a detector with a slightly elevated background count rate in the spectral region of interest. It is reasonable to expect that the laboratory may improve the quality of the reported data to eliminate the data quality gap. The laboratory has been requested to either recount the existing sample or prepare a new aliquant for analysis and to meet the project DQOs, in addition to achieving an MDC of less than 0.040 pCi/g (the analyte RTL), if possible.

- Samples 50076, 50325, and 50407 have data quality gaps for Pu-238, apparently resulting from lower chemical yields than typically observed, as well as elevated instrument background count rates. It is reasonable that the laboratory might improve the quality of the reported data to eliminate the data quality gaps by preparing the sample for reanalysis. The laboratory has been requested to prepare new aliquants for analysis and to meet the project DQOs, in addition to achieving an MDC of less than 0.041 (the analyte RTL), if possible.
- Sample 50130 has a data quality gap for U-235/236 resulting from low chemical yield. The sample initially demonstrated low chemical yield, was re-prepared and had to undergo additional treatment to remove observed matrix interference effects, and was ultimately analyzed with a chemical yield of 22.8%. A third attempt at the isotopic uranium method is not expected to result in significantly improved data quality and no further action is recommended.
- Sample 50090 has a data quality gap for thorium (Th)-229, apparently resulting from the use of a detector with an elevated background count rate. It is reasonable to expect that the laboratory may improve the quality of the reported data to eliminate the data quality gap. The laboratory has been requested to either recount the existing sample or prepare a new aliquant for analysis and to meet the project DQOs, in addition to achieving an MDC of less than 0.145 pCi/g (the analyte RTL), if possible.
- Sample 50475 has a data quality gap for Sr-90. The root cause is undetermined and is believed to be associated with routine statistical fluctuations in the sample and/or background count rate, as well as a lower than typical chemical yield. It is reasonable that the laboratory may improve the quality of the reported data to eliminate the data quality gap. The laboratory has been requested to either recount the existing sample or prepare a new aliquant for analysis and to meet the project DQOs, in addition to achieving an MDC of less than 0.485 pCi/g (the analyte RTL), if possible.
- Samples 50144, 50164, 50195, and 50222 have data quality gaps for cobalt (Co)-60. In addition, sample 50164 also has a data quality gap for sodium (Na)-22. These samples were all counted on the same gamma spectrometry detector that appears to have a lower counting efficiency at higher gamma emission energies than other detectors employed in the laboratory. It is reasonable that the laboratory may improve the quality of the reported data to eliminate the data quality gap by recounting the samples on a different, higher efficiency detector and/or for a longer count period. The laboratory has been requested to recount the existing sample and to meet the project DQOs, in addition to achieving an MDC of less than 0.028 pCi/g for Co-60 and 0.037 pCi/g for Na-22 (the analyte RTLs), if possible.

In summary, the samples listed in Table 6 will be either recounted or prepared for reanalysis in order to achieve an MDC that is no higher than the project RTLs. The results of the recounts or reanalysis will be presented in the Technical Memorandum, Subarea 5D, Round 2 Soil Sample Results.

Table 6
Samples to be Recounted or Reanalyzed

Sample Identification	Analyte	RTL
50076	Pu-238	0.042
50090	Th-229	0.145
50124	Cm-243/244	0.044
50144	Co-60	0.028
50164	Co-60	0.028
50164	Na-22	0.037
50195	Co-60	0.028
50222	Co-60	0.028
50325	Pu-238	0.042
50326	Pu-239/240	0.040
50363	Pu-238	0.042
50407	Pu-238	0.042
50475	Sr-90	0.485
50488	Cm-243/244	0.044

Notes:

Refer to Table 2.1 of the Final Field Sampling Plan for Soil Sampling (HGL, 2012a) for a definition of radionuclide symbols.

Reporting units in picocuries per gram.

Table 7 presents the samples with data quality gaps that will not require further clarification as step-out sampling is already scheduled at those locations.

Table 7
Data Quality Gap Samples with Existing Radiological Trigger Level Exceedances

Sample Identification	Analyte	Concentration	1 σ TPU	MDC	RTL	Comment
50103	Ac-227	0.0917	0.0705	0.229	0.217	Data quality gap
50103	Sr-90	1.4	0.174	0.189	0.485	Man-made exceedance
50152	Eu-152	0.0272	0.0201	0.0598	0.0566	Data quality gap
50152	Sr-90	0.662	0.124	0.239	0.485	Man-made exceedance
50384	Np-239	0.0927	0.0531	0.167	0.139	Data quality gap
50384	Sr-90	0.487	0.125	0.323	0.485	Man-made exceedance
50446	Np-239	0.0538	0.0585	0.188	0.139	Data quality gap
50446	Cs-137	0.227	0.0156	0.022	0.207	Man-made exceedance

Notes:

Refer to Table 2.1 of the Final Field Sampling Plan for Soil Sampling (HGL, 2012a) for a definition of radionuclide symbols.

Reporting units in picocuries per gram.

4.0 QUALITY ASSURANCE/QUALITY CONTROL SAMPLES

In addition to the environmental samples collected, quality control samples were collected as described in the QAPP (HGL, 2012b). The results of the quality control samples collected and their affect on data usability are described in the following subsections.

4.1 Field Duplicates

Field duplicate soil samples were collected at a frequency of 1 per 20 samples (5 percent). A total of 25 field duplicate samples were collected during the round 1 sampling event. The field duplicate evaluation criterion includes an additional 1σ uncertainty factor of 10 percent to allow for heterogeneity of co-located, but non-homogenized, field samples.

The comparability of a field duplicate result to that of the original sample is assessed by evaluating the Z-score (Z_{DUP}). The Z-score is a statistical test that indicates how many standard deviations an observation is from the expected value. The Z-score is defined in the QAPP (HGL, 2012b), and the Z_{DUP} is calculated as follows:

$$Z_{DUP} = \frac{|X_s - X_d|}{\sqrt{u_s^2 + u_d^2}}$$

where:

- X_s = activity of the sample
- X_d = activity of the duplicate
- u_s = combined standard (1σ) uncertainty of the sample
- u_d = combined standard (1σ) uncertainty of the duplicate

Higher Z_{DUP} scores indicate greater disparity between the sample and the duplicate results. A Z_{DUP} score of 2.0, for example, indicates that the duplicate result differs from the sample result by twice the overall uncertainty of the two results. By extension, a Z_{DUP} score of 1.96 (the warning level) indicates that the two results are statistically equivalent, at the 95 percent confidence interval. A Z_{DUP} score of 2.58 (the exceedance level) indicates that the two results are statistically equivalent, at the 99 percent confidence interval.

A Z_{DUP} evaluation is performed on each paired set of analytes for which parent and duplicate data are reported. This quality assurance/quality control assessment is performed on the validated laboratory results approved and accepted by the project, and recorded in the project database as of May 7, 2012. Subsequent modifications to the approved data or the project database may not be reflected in this assessment.

Round 1 field duplicate sample data includes 2,189 results from 1,094 sample/duplicate pairs and a single unpaired result for which the duplicate result was unreported. Those original reported results included analytes which were not evaluated for any of the following reasons: several radionuclides were removed from consideration (and do not have RTLs), results

rejected by data validation, and analytes that are simply inferred from previously reported results, such as yttrium-90, which is inferred from the reported Sr-90 results, are redundant.

The Z_{DUP} evaluation of the remaining 969 qualified pairs follows:

- 928 results (95.8 percent) were within the expected 95 percent confidence interval for this evaluation, with Z_{DUP} less than 1.96;
- 28 results (2.9 percent) were between the 95 percent and 99 percent confidence interval with Z_{DUP} at or above 1.96, but below 2.58;
- 13 results (1.3 percent) exceeded the 99 percent confidence interval, with Z_{DUP} values at or above 2.58.

The Z_{DUP} statistical test predicts that, in a homogeneous sample/duplicate pairing, 4 percent of reported Z_{DUP} scores (approximately 39 results in this Z_{DUP} set) will be in the warning range between 1.96 and 2.58. In addition, 1 percent (approximately 10 results in this Z_{DUP} set) are expected to exceed a Z_{DUP} score of 2.58.

A review of the Z_{DUP} warnings and exceedances, and the associated laboratory data, has been conducted and the following observations are made regarding the collection and analysis of field duplicate samples:

- The highest exceedance, i.e. Z_{DUP} score at or above 2.58, is related to the sample/duplicate pair 50399/50411, in which the lead (Pb)-214 and bismuth (Bi)-214 Z_{DUP} scores are 5.15 and 4.97, respectively. The two analytes are in the same decay chain, are measured independently, and confirm the relative high bias of the parent sample over the field duplicate sample. The results suggest a small degree of heterogeneity in the field that has not otherwise been accounted for in the assessment.
- The remaining Z_{DUP} exceedances involve Z_{DUP} scores at or below 3.58. While this may also indicate a degree of heterogeneity in the field that has not otherwise been accounted for in the assessment, or an underestimate in the laboratory's reported uncertainty beyond that discussed above, a review of the frequency and magnitude of the Z_{DUP} excursions, as well as a review of the individual results and associated laboratory data, do not indicate significant concerns regarding the quality or usability of the data.
- The 28 Z_{DUP} scores in the warning range, between 1.96 and 2.58, are within the expected frequency and do not appear to represent a data quality excursion.

A summary of the parent and associated duplicate sample results is provided Table A.3.

4.2 Equipment Rinsate and Source Water Blanks

Equipment rinsate blanks were collected at a frequency of one per day, for each type of sampling equipment used per field team. Equipment rinsate blanks were collected in accordance with the FSP for Soil Sampling (HGL, 2012a) and the QAPP (HGL, 2012b). A

total of 74 rinsate and three source water samples were collected during the Round 1 sampling event. Each sample was tested for isotopic uranium, as a surrogate indicator of cross-contamination. Any results that were rejected for laboratory quality reasons would have been removed from consideration, as in the evaluation of field duplicate samples. In this dataset, however, no sample results were rejected. Rinsate and source water samples were also analyzed for H-3 if it was included in the analytical suite for samples collected that day.

In all cases, the samples were analyzed by the laboratory as received and the Total activity is reported.

Round 1 rinsate and source water samples include 477 total results, from which 237 data pairs were evaluated by Z-score duplicate comparison. The Z_{DUP} scores are summarized below.

- 236 results (99.6 percent) were within the expected 95 percent confidence interval for this evaluation, with Z_{DUP} less than 1.96;
- One result (0.4 percent) was between the 95 percent and 99 percent confidence interval with Z_{DUP} at or above 1.96, but below 2.58;
- Zero results (0.0 percent) exceeded the 99 percent confidence interval, with Z_{DUP} values at or above 2.58.

As with the field duplicates, the Z_{DUP} statistical test predicts that approximately 4 percent of reported Z_{DUP} scores will be in the range between 1.96 and 2.58. The one result in that warning range is well below the expected frequency.

The evaluation of equipment blank results indicates that the decontamination of the field sampling equipment is acceptable and that there is no evidence of sample cross-contamination from the sampling equipment that would adversely affect the quality or usability of the reported field sample data. A summary of the rinsate and source water blank analytical results are provided in Table A.4.

5.0 SUMMARY OF FINDINGS

Radionuclide concentrations exceeding RTLs were detected in samples collected from five primary areas:

- Hot Lab (former Building 4020)
- Building 4055
- Pond Dredge Area and former Buildings 4375/4874/4875
- Former Building 4353 Area and former Buildings 4173/4865 Ground Scar
- Subarea 5D-South

The radionuclides that were detected at concentrations exceeding the RTLs in these areas are summarized below:

- Americium-241 was detected at one location (one sample) at a concentration of 0.0589 pCi/g.
- Cesium-137 was detected at two locations (two samples) at concentrations of 0.227 pCi/g and 1.42 pCi/g.
- Plutonium-238 was detected at one location (one sample) at a concentration of 0.0492 pCi/g.
- Plutonium-239/240 was detected at two locations (two samples) at concentrations of 0.0502 pCi/g and 0.0526 pCi/g.
- Strontium-90 was detected at 16 locations (16 samples) with concentrations from 0.486 pCi/g to 1.55 pCi/g.
- Uranium-235/236 was detected at one location (one sample) at a concentration of 0.234 pCi/g.

Round 2 soil sampling activities will consist of collecting additional step-out soil samples in the vicinity of each exceedance identified in round 1 samples. The Draft Subarea 5D Round 2 FSP Addendum (HGL, 2012c) describes the proposed step-out soil sampling locations, analytical testing, and technical justification for the additional sample locations.

6.0 REFERENCES

Department of Toxic Substances Control, 2010. Administrative Order On Consent For Remedial Action, Santa Susana Field Laboratory, Simi Hills, Ventura County, California. December.

HydroGeoLogic, Inc., 2011a. Subarea 5D-North Addendum to Field Sampling Plan for Soil Sampling, Area IV Radiological Study, Santa Susana Field Laboratory, Ventura County, California. May.

HydroGeoLogic, Inc., 2011b. Subarea 5D-South Addendum to Field Sampling Plan for Soil Sampling, Area IV Radiological Study, Santa Susana Field Laboratory, Ventura County, California. September.

HydroGeoLogic, Inc., 2011c. Technical Memorandum, Radiological Trigger Levels, Santa Susana Field Laboratory, Area IV Radiological Study. December.

HydroGeoLogic, Inc., 2011d. Final Radiological Background Study Report, Santa Susana Field Laboratory, Ventura County. October.

HydroGeoLogic, Inc., 2012a. Final Field Sampling Plan for Soil Sampling, Area IV Radiological Study, Santa Susana Field Laboratory, Ventura County, California. March.

HydroGeoLogic, Inc., 2012b. Final Quality Assurance Project Plan for Soil Sampling, Area IV Radiological Study, Santa Susana Field Laboratory, Ventura County, California. March.

HydroGeoLogic, Inc., 2012c. Subarea 5D Round 2 Addendum to Final Field Sampling Plan for Soil Sampling, Area IV Radiological Study, Santa Susana Field Laboratory, Ventura County, California. June.

LIST OF TABLES

Table 1	Summary of Planned, Unplanned and Collected Samples by Group
Table 2	Summary of Subsurface Samples Not Collected
Table 3	Round 1 Locations, Samples and Radionuclides with Exceedances
Table 4	Analytical Results Exceeding Radiological Trigger Levels
Table 5	Naturally Occurring Radioactive Material Exceedances
Table 6	Samples To Be Recounted Or Reanalyzed
Table 7	Data Quality Gap Samples with Existing Radiological Trigger Level Exceedances

LIST OF FIGURES

Figure 1	Round 1 Sample Locations
Figure 2	Hot Lab (former Building 4020)
Figure 3	Building 4055 Area
Figure 4	Pond Dredge Area and former Buildings 4875/4375/4874
Figure 5	Former Building 4353 Area and Former Buildings 4173/4865 Ground Scar
Figure 6	Subarea 5D-South

LIST OF ATTACHMENTS

Attachment 1	Tables
Attachment 2	Boring Logs

This page was intentionally left blank.

TABLES

This page was intentionally left blank.

Table 1
Summary of Planned, Unplanned and Collected Samples by Group
Subarea 5D, Round 1

Group	Drainage			Surface			Subsurface			Sub-Total			Planned NOT Collected	Total Collected
	Planned	Planned Collected	Unplanned Collected	Planned	Planned Collected	Unplanned Collected	Planned	Planned Collected	Unplanned Collected	Planned	Planned Collected	Unplanned Collected		
Subarea 5D-North														
1	1	1	0	4	4	0	6	6	0	11	11	0	0	11
2	7	7	0	106	106	1	140	139	3	253	252	4	1	256
3	5	5	0	65	65	0	74	69	0	144	139	0	5	139
Subarea 5D-South														
4	2	2	0	34	34	0	38	23	0	74	59	0	15	59
Total	15	15	0	209	209	1	258	237	3	482	461	4	21	465

Table 2
Summary of Subsurface Samples Not Collected
Subarea 5D, Round 1

Location	Sample Identification	Justification
5DN-0090	50183	Refusal at 8 inches bgs with hand auger
5DN-0127	50255	Refusal at 12 inches bgs with Geoprobe
5DN-0135	50271	Refusal at 18 inches bgs with Geoprobe
5DN1036	50273	Refusal at 18 inches bgs with Geoprobe
5DN-0137	50275	Refusal at 18 inches bgs with Geoprobe
5DN-0151	50301	Refusal at 12 inches bgs with Geoprobe
5DS-0001	50441	Refusal at 9 inches bgs with hand auger
5DS-0003	50445	Refusal at 14 inches bgs with hand auger
5DS-0004	50447	Refusal at 10 inches bgs with hand auger
5DS-0007	50453	Refusal at 20 inches bgs with hand auger
5DS-0008	50455	Refusal at 18 inches bgs with hand auger
5DS-0009	50457	Refusal at 15 inches bgs with Geoprobe
5DS-1002	50463	Refusal at 12 inches bgs with Geoprobe
5DS-0014	50467	Refusal at 18 inches bgs with Geoprobe
5DS-0017	50473	Refusal at 6 inches bgs with hand auger
5DS-0020	50479	Refusal at 12 inches bgs with hand auger
5DS-0023	50485	Refusal at 15 inches bgs with hand auger
5DS-0024	50487	Refusal at 16 inches bgs with hand auger
5DS-0025	50489	Refusal at 12 inches bgs with hand auger
5DS-0027	50493	Refusal at 12 inches bgs with hand auger
5DS-0035	50506	Refusal at 18 inches bgs with Geoprobe

Notes:

bgs - below ground surface

Table 4
Analytical Results Exceeding Radiological Trigger Levels
Subarea 5D, Round 1

Sample Location	Sample ID	Sample Depth (ft bgs)	Radionuclide Detected	Activity	RTL	Associated Line Of Evidence	Step-out Justification
5DN-00006	50010	0.00 - 0.50	Sr-90	1.55	0.485	Potential radiological contamination in soil/sediment originating from former Building 4020.	Concentration of Sr-90 (1.55 pCi/g) exceeded the RTL (0.485 pCi/g) in the surface sample collected from Location 6. Further characterize area around the former Building 4020.
5DN-00008	50014	0.00 - 0.50	Sr-90	0.821	0.485	Aerial photo feature, "Possible Open Storage" and proximity to former Building 4020.	Concentration of Sr-90 (0.821 pCi/g) exceeded the RTL (0.485 pCi/g) in the surface sample collected from Location 8. Further characterize area around the former Building 4020.
5DN-00017	50033	1.00 - 5.00	Sr-90	0.49	0.485	Potential residual soil contamination from the former gaseous fission product hold-up tanks.	Concentration of Sr-90 (0.49 pCi/g) exceeded the RTL (0.485 pCi/g) in the subsurface sample collected from Location 17. Further delineate area of the former gaseous fission product hold-up tanks.
5DN-00024	50050	1.00 - 5.00	U-235/236	0.234	0.151	Possible residual contamination from former radioactive waste holdup tanks in the basement. Geophysical anomaly, "Conductivity."	Concentration of U-235/236 (0.234 pCi/g) exceeded the RTL (0.151 pCi/g) in the subsurface sample collected from Location 24. Further characterize the former radioactive waste holdup tanks in the basement of former Building 4020.
5DN-00025	50054	20.50 - 24.00	Sr-90	0.486	0.485	Possible residual contamination from former 500 gallon radioactive waste hold-up tanks in the basement.	Concentration of Sr-90 (0.486 pCi/g) exceeded the RTL (0.485 pCi/g) in the subsurface sample collected from Location 25. Further delineate area of the former 500 gallon radioactive waste hold-up tanks.
5DN-00027	50059	1.00 - 5.00	Sr-90	0.654	0.485	Geophysical anomaly, "Conductivity and Magnetometer."	Concentration of Sr-90 (0.654 pCi/g) exceeded the RTL (0.485 pCi/g) in the subsurface sample collected from Location 27. Previously identified geophysical anomaly.
5DN-00041	50094	1.00 - 5.00	Sr-90	1	0.485	Location of former leach pits and leach field. Aerial photo feature, "Open Storage."	Concentration of Sr-90 (1.0 pCi/g) exceeded the RTL (0.485 pCi/g) in the subsurface sample collected from Location 41. Further characterize the former leach pits and field area.
5DN-00045	50103	1.00 - 5.00	Sr-90	1.4	0.485	Historical data showed slightly elevated concentrations of man made radionuclides, Cs-137, Eu-155, and U-235.	Concentration of Sr-90 (1.4 pCi/g) exceeded the RTL (0.485 pCi/g) in the subsurface sample collected from Location 45. Further characterize area known to historically contain slightly elevated concentrations of Cs-137, Eu-155, and U-235.
5DN-00073	50152	1.00 - 5.00	Sr-90	0.662	0.485	Potential radiological contamination associated with activities conducted within Building 4055.	Concentration of Sr-90 (0.662 pCi/g) exceeded the RTL (0.485 pCi/g) in the subsurface sample collected from Location 73. Further characterize area around the Building 4055.
5DN-00089	50180	0.00 - 0.50	Sr-90	0.52	0.485	Characterize potential radiological contamination associated with leach field former Building 4373.	Concentration of Sr-90 (0.52 pCi/g) exceeded the RTL (0.485 pCi/g) in the surface sample collected from Location 89. Further characterize area around the former Building 4373.
5DN-00117	50234	0.00 - 0.50	Pu-238	0.0492	0.0415	Potential radiological contamination associated with activities at former Building 4875.	Concentration of Pu-238 (0.0492 pCi/g) exceeded the RTL (0.0415 pCi/g) in the surface sample collected from Location 117. Further characterize area around the former Building 4875.
5DN-00117	50235	1.00 - 5.00	Sr-90	0.545	0.485	Potential radiological contamination associated with activities at former Building 4875.	Concentration of Sr-90 (0.545 pCi/g) exceeded the RTL (0.485 pCi/g) in the subsurface sample collected from Location 117. Further characterize area around the former Building 4875.
5DN-00120	50241	1.00 - 5.00	Sr-90	1.43	0.485	Potential radiological contamination associated with former pit tank drain line - Drawing 303-GEN. C-42	Concentration of Sr-90 (1.43 pCi/g) exceeded the RTL (0.485 pCi/g) in the subsurface sample collected from Location 120. Further characterize area associated with the former pit tank drain line - Drawing 303-GEN C-42
5DN-00143	50286	0.00 - 0.50	Sr-90	1.27	0.485	Aerial photo feature, "Drainage". Geophysical anomaly, "Conductivity."	Concentration of Sr-90 (1.27 pCi/g) exceeded the RTL (0.485 pCi/g) in the surface sample collected from Location 143. Previously identified geophysical anomaly.
5DN-00144	50288	0.00 - 0.50	Sr-90	0.619	0.485	Aerial photo feature, "Possible Open Storage."	Concentration of Sr-90 (0.619 pCi/g) exceeded the RTL (0.485 pCi/g) in the subsurface sample collected from Location 144. Previously identified "Possible Open Storage" area.
5DN-00146	50292	1.00 - 5.00	Pu-239/240	0.0526	0.0404	Characterize subsurface soil in ditch on the south side of former L Street.	Concentration of Pu-239/240 (0.0526 pCi/g) exceeded the RTL (0.0404 pCi/g) in the subsurface sample collected from Location 146. Further characterize subsurface soil in ditch on the south side of former L street.
5DN-00161	50321	1.00 - 5.00	Am-241	0.0589	0.0454	Aerial photo feature, "Trench."	Concentration of Am-241 (0.0589 pCi/g) exceeded the RTL (0.0454 pCi/g) in the subsurface sample collected from Location 161. Further investigate aerial photo "Trench" feature.
5DN-00162	50322	0.00 - 0.50	Sr-90	0.648	0.485	Aerial photo feature, "Ground Scar."	Concentration of Sr-90 (0.648 pCi/g) exceeded the RTL (0.485 pCi/g) in the surface sample collected from Location 162. Previously identified "Ground Scar."

Table 4
Analytical Results Exceeding Radiological Trigger Levels
Subarea 5D, Round 1

Sample Location	Sample ID	Sample Depth (ft bgs)	Radionuclide Detected	Activity	RTL	Associated Line Of Evidence	Step-out Justification
5DN-00194	50384	1.00 - 5.00	Sr-90	0.487	0.485	Geophysical anomaly, "Conductivity and Magnetometer". Aerial photo feature, "Fill."	Concentration of Sr-90 (0.487 pCi/g) exceeded the RTL (0.485 pCi/g) in the subsurface sample collected from Location 194. Previously identified geophysical anomaly and aerial photo "fill" area.
5DN-00207	50409	0.00 - 0.50	Cs-137	1.42	0.207	Added location based on gamma radiation anomaly.	Concentration of Cs-137 (1.42 pCi/g) exceeded the RTL (0.207 pCi/g) in the surface sample collected from Location 207. Gamma radiation anomaly.
5DN-00207	50409	0.00 - 0.50	Sr-90	0.631	0.485	Added location based on gamma radiation anomaly.	Concentration of Sr-90 (0.631 pCi/g) exceeded the RTL (0.485 pCi/g) in the surface sample collected from Location 207. Gamma radiation anomaly.
5DS-00004	50446	0.00 - 0.50	Cs-137	0.227	0.207	Gamma scanning results show a potential gamma radiation anomaly - PGRAY 4T	Concentration of Cs-137 (0.227 pCi/g) exceeded the RTL (0.207 pCi/g) in the surface sample collected from Location 4. Further characterize PGRAY 4T.
5DS-00006	50450	0.00 - 0.50	Pu-239/240	0.0502	0.0404	Gamma scanning results show a potential gamma radiation anomaly - PGRAY 6T	Concentration of Pu-239/240 (0.0502 pCi/g) exceeded the RTL (0.0404 pCi/g) in the surface sample collected from Location 6. Further characterize PGRAY 6T.

Notes:

Refer to Table 2.1 of the Final Field Sampling Plan for Soil Sampling (HGL, 2012a) for a definition of radionuclide symbols.

Reporting units in picocuries per gram.

bgs - below ground surface

ft - feet

ID - identification

PGRAY - potential gamma radiation anomaly

pCi/g - picocuries per gram

RTL - radiological trigger level

Table 5
Naturally Occurring Radioactive Material Exceedances
Subarea 5D, Round 1

Sample Location	Sample ID	Analyte Name	Activity	MDC	RTL	Sample Depth (ft bgs)	HSA Findings/Aerial Photograph Features	Gamma Results	Rock Outcrops/Boulders present?	Boring log	Justification
5DN-00018	50035	Th-230	2.24	0.0582	2.2	8.50 - 9.50	Sample location is near the former gaseous fission product hold-up tanks and other USTs, close to "Open Storage" aerial photo feature.	Gamma scanning results show no elevated gamma measurements.	Not present	Subsurface sampling indicates over half of sample was weathered siltstone and sandstone.	Th-230 analysis unnecessary: gamma scanning results indicate presence of NORM.
5DN-00018	50035	U-238	1.8	0.0095	1.8	8.50 - 9.50	Sample location is near the former gaseous fission product hold-up tanks and other USTs, close to "Open Storage" aerial photo feature.	Gamma scanning results show no elevated gamma measurements.	Not present	Subsurface sampling indicates over half of sample was weathered siltstone and sandstone.	U-238 analysis unnecessary: gamma scanning results indicate presence of NORM.
5DN-00024	50050	U-235/236	0.234	0.0141	0.151	1.00 - 5.00	Possible residual contamination from former radioactive waste hold-up tanks in the former Building 4020 basement.	Gamma scanning results show no elevated gamma measurements.	Not present	Subsurface sampling indicates fill material of clay and silt.	The concentration of U-235/236 (0.234 pCi/g) was 1.55 times higher than its RTL (0.151 pCi/g). U-235 is enriched in fuel and thus requires greater scrutiny. Based on the NORM evaluation three round 2 step-out locations are planned for this exceedance, as discussed in section
5DN-00152	50302	Pb-214	1.74	0.0376	1.7	0.00 - 0.50	Berm and soil disturbance area, aerial photo feature "Grading."	Elevated gamma survey readings and GRAY 6 was later identified as NORM.	Not present	Surface sample indicates fill material of silt.	Pb-214 analysis unnecessary: gamma scanning results indicate presence of NORM.
5DN-00184	50363	Pb-214	1.71	0.0365	1.7	0.00 - 0.50	Aerial photo feature, "Mounded Material."	Gamma scanning results show no elevated gamma measurements.	Not present	Surface sample indicates fill material with 15 percent siltstone and sandstone.	Pb-214 analysis unnecessary: gamma scanning results indicate presence of NORM.
5DS-00001	50440	Bi-212	2.3	0.198	2.15	0.00 - 0.50	No HSA findings or aerial photo features.	Gamma scanning indicated a potential gamma radiation anomaly - PGRAY1T which was identified as NORM.	Not present	Surface sample indicates 25 percent siltstone gravel.	Bi-212 analysis unnecessary: high NORM concentrations are indicated by radioisotope ratios, surface gamma scanning, borehole measurements, and higher NORM concentrations in local geology.
5DS-00001	50440	Bi-214	2.22	0.0435	1.59	0.00 - 0.50	No HSA findings or aerial photo features.	Gamma scanning indicated a potential gamma radiation anomaly - PGRAY1T which was identified as NORM.	Not present	Surface sample indicates 25 percent siltstone gravel.	Bi-214 analysis unnecessary: high NORM concentrations are indicated by radioisotope ratios, surface gamma scanning, borehole measurements, and higher NORM concentrations in local geology.
5DS-00001	50440	Pb-212	3.68	0.0483	2.69	0.00 - 0.50	No HSA findings or aerial photo features.	Gamma scanning indicated a potential gamma radiation anomaly - PGRAY1T which was identified as NORM.	Not present	Surface sample indicates 25 percent siltstone gravel.	Pb-212 analysis unnecessary: high NORM concentrations are indicated by radioisotope ratios, surface gamma scanning, borehole measurements, and higher NORM concentrations in local geology.
5DS-00001	50440	Pb-214	2.42	0.0473	1.7	0.00 - 0.50	No HSA findings or aerial photo features.	Gamma scanning indicated a potential gamma radiation anomaly - PGRAY1T which was identified as NORM.	Not present	Surface sample indicates 25 percent siltstone gravel.	Pb-214 analysis unnecessary: high NORM concentrations are indicated by radioisotope ratios, surface gamma scanning, borehole measurements, and higher NORM concentrations in local geology.
5DS-00001	50440	Th-234	4.2	0.376	3.19	0.00 - 0.50	No HSA findings or aerial photo features.	Gamma scanning indicated a potential gamma radiation anomaly - PGRAY1T which was identified as NORM.	Not present	Surface sample indicates 25 percent siltstone gravel.	Th-234 analysis unnecessary: high NORM concentrations are indicated by radioisotope ratios, surface gamma scanning, borehole measurements, and higher NORM concentrations in local geology.

Table 5
Naturally Occurring Radioactive Material Exceedances
Subarea 5D, Round 1

Sample Location	Sample ID	Analyte Name	Activity	MDC	RTL	Sample Depth (ft bgs)	HSA Findings/Aerial Photograph Features	Gamma Results	Rock Outcrops/Boulders present?	Boring log	Justification
5DS-00001	50440	Tl-208	1.15	0.0257	0.937	0.00 - 0.50	No HSA findings or aerial photo features.	Gamma scanning results show a potential gamma radiation anomaly - PGRAY 1T and was later identified as not a GRAY and NORM.	Not present	Surface sample indicates 25 percent siltstone gravel.	Tl-208 analysis unnecessary: high NORM concentrations are indicated by radioisotope ratios, surface gamma scanning, borehole measurements, and higher NORM concentrations in local geology.
5DS-00002	50442	Bi-214	1.71	0.0306	1.59	0.00 - 0.50	No HSA findings or aerial photo features.	Gamma scanning indicated a potential gamma radiation anomaly - PGRAY 2T which was identified as NORM.	No outcrops or boulders. Shallow bedrock was encountered during sampling subsurface sampling activities at 2.83 feet bgs.	Surface sample indicates silt. Subsurface sampling encountered refusal on sandstone at 2.83 feet bgs.	Bi-214 analysis unnecessary: high NORM concentrations are indicated by radioisotope ratios, surface gamma scanning, borehole measurements, and higher NORM concentrations in local geology.
5DS-00002	50442	Pb-212	2.78	0.0386	2.69	0.00 - 0.50	No HSA findings or aerial photo features.	Gamma scanning indicated a potential gamma radiation anomaly - PGRAY 2T which was identified as NORM.	No outcrops or boulders. Shallow bedrock was encountered during subsurface sampling activities at 2.83 feet bgs.	Surface sample indicates silt. Subsurface sampling encountered refusal on sandstone at 2.83 feet bgs.	Pb-212 analysis unnecessary: high NORM concentrations are indicated by radioisotope ratios, surface gamma scanning, borehole measurements, and higher NORM concentrations in local geology.
5DS-00002	50442	Pb-214	1.97	0.0365	1.7	0.00 - 0.50	No HSA findings or aerial photo features.	Gamma scanning indicated a potential gamma radiation anomaly - PGRAY 2T which was identified as NORM.	No outcrops or boulders. Shallow bedrock was encountered during subsurface sampling activities at 2.83 feet bgs.	Surface sample indicates silt. Subsurface sampling encountered refusal on sandstone at 2.83 feet bgs.	Pb-214 analysis unnecessary: high NORM concentrations are indicated by radioisotope ratios, surface gamma scanning, borehole measurements, and higher NORM concentrations in local geology.
5DS-00002	50443	Bi-214	1.81	0.0347	1.59	1.00 - 2.83	No HSA findings or aerial photo features.	Gamma scanning indicated a potential gamma radiation anomaly - PGRAY 2T which was identified as NORM.	No outcrops or boulders. Shallow bedrock was encountered during subsurface sampling activities at 2.83 feet bgs.	Surface sample indicates silt. Subsurface sampling encountered refusal on sandstone at 2.83 feet bgs.	Bi-214 analysis unnecessary: high NORM concentrations are indicated by radioisotope ratios, surface gamma scanning, borehole measurements, and higher NORM concentrations in local geology.
5DS-00002	50443	Pb-212	2.72	0.0445	2.69	1.00 - 2.83	No HSA findings or aerial photo features.	Gamma scanning indicated a potential gamma radiation anomaly - PGRAY 2T which was identified as NORM.	No outcrops or boulders. Shallow bedrock was encountered during subsurface sampling activities at 2.83 feet bgs.	Surface sample indicates silt. Subsurface sampling encountered refusal on sandstone at 2.83 feet bgs.	Pb-212 analysis unnecessary: high NORM concentrations are indicated by radioisotope ratios, surface gamma scanning, borehole measurements, and higher NORM concentrations in local geology.

Table 5
Naturally Occurring Radioactive Material Exceedances
Subarea 5D, Round 1

Sample Location	Sample ID	Analyte Name	Activity	MDC	RTL	Sample Depth (ft bgs)	HSA Findings/Aerial Photograph Features	Gamma Results	Rock Outcrops/Boulders present?	Boring log	Justification
5DS-00002	50443	Pb-214	2.11	0.0429	1.7	1.00 - 2.83	No HSA findings or aerial photo features.	Gamma scanning indicated a potential gamma radiation anomaly - PGRAY 2T which was identified as NORM.	No outcrops or boulders. Shallow bedrock was encountered during subsurface sampling activities at 2.83 feet bgs.	Surface sample indicates silt. Subsurface sampling encountered refusal on sandstone at 2.83 feet bgs.	Pb-214 analysis unnecessary: high NORM concentrations are indicated by radioisotope ratios, surface gamma scanning, borehole measurements, and higher NORM concentrations in local geology.
5DS-00003	50444	Bi-214	1.99	0.0334	1.59	0.00 - 0.50	No HSA findings or aerial photo features.	Gamma scanning indicated a potential gamma radiation anomaly - PGRAY 3T which was identified as NORM.	No outcrops or boulders. Shallow bedrock was encountered during sampling subsurface sampling activities at 1.2 feet bgs.	Surface sample indicates 25 percent siltstone gravel. Subsurface sampling encountered refusal on sandstone at 1.2 feet bgs.	Bi-214 analysis unnecessary: high NORM concentrations are indicated by radioisotope ratios, surface gamma scanning, borehole measurements, and higher NORM concentrations in local geology.
5DS-00003	50444	Pb-212	3.11	0.0407	2.69	0.00 - 0.50	No HSA findings or aerial photo features.	Gamma scanning indicated a potential gamma radiation anomaly - PGRAY 3T which was identified as NORM.	No outcrops or boulders. Shallow bedrock was encountered during subsurface sampling activities at 1.2 feet bgs.	Surface sample indicates 25 percent siltstone gravel. Subsurface sampling encountered refusal on sandstone at 1.2 feet bgs.	Pb-212 analysis unnecessary: high NORM concentrations are indicated by radioisotope ratios, surface gamma scanning, borehole measurements, and higher NORM concentrations in local geology.
5DS-00003	50444	Pb-214	2.22	0.038	1.7	0.00 - 0.50	No HSA findings or aerial photo features.	Gamma scanning indicated a potential gamma radiation anomaly - PGRAY 3T which was identified as NORM.	No outcrops or boulders. Shallow bedrock was encountered during subsurface sampling activities at 1.2 feet bgs.	Surface sample indicates 25 percent siltstone gravel. Subsurface sampling encountered refusal on sandstone at 1.2 feet bgs.	Pb-214 analysis unnecessary: high NORM concentrations are indicated by radioisotope ratios, surface gamma scanning, borehole measurements, and higher NORM concentrations in local geology.
5DS-00003	50444	Th-234	3.39 J	0.314	3.19	0.00 - 0.50	No HSA findings or aerial photo features.	Gamma scanning indicated a potential gamma radiation anomaly - PGRAY 3T which was identified as NORM.	No outcrops or boulders. Shallow bedrock was encountered during sampling subsurface sampling activities at 1.2 feet bgs.	Surface sample indicates 25 percent siltstone gravel. Subsurface sampling encountered refusal on sandstone at 1.2 feet bgs.	Th-234 analysis unnecessary: high NORM concentrations are indicated by radioisotope ratios, surface gamma scanning, borehole measurements, and higher NORM concentrations in local geology.
5DS-00003	50444	Tl-208	0.954	0.0205	0.937	0.00 - 0.50	No HSA findings or aerial photo features.	Gamma scanning indicated a potential gamma radiation anomaly - PGRAY 3T which was identified as NORM.	No outcrops or boulders. Shallow bedrock was encountered during sampling subsurface sampling activities at 1.2 feet bgs.	Surface sample indicates 25 percent siltstone gravel. Subsurface sampling encountered refusal on sandstone at 1.2 feet bgs.	Tl-208 analysis unnecessary: high NORM concentrations are indicated by radioisotope ratios, surface gamma scanning, borehole measurements, and higher NORM concentrations in local geology.
5DS-00004	50446	Bi-214	1.79	0.0424	1.59	0.00 - 0.50	No HSA findings or aerial photo features.	Gamma scanning indicated a potential gamma radiation anomaly - PGRAY 4T which was identified as NORM.	No outcrops or boulders. Shallow bedrock was encountered during sampling subsurface sampling activities at 0.8 feet bgs.	Surface sample indicates 15 percent siltstone and sandstone gravel. Subsurface sampling encountered refusal on sandstone at 0.8 feet bgs.	Bi-214 analysis unnecessary: high NORM concentrations are indicated by radioisotope ratios, surface gamma scanning, borehole measurements, and higher NORM concentrations in local geology. Step-outs are planned for Cs-137 exceedance at this location.

Table 5
Naturally Occurring Radioactive Material Exceedances
Subarea 5D, Round 1

Sample Location	Sample ID	Analyte Name	Activity	MDC	RTL	Sample Depth (ft bgs)	HSA Findings/Aerial Photograph Features	Gamma Results	Rock Outcrops/Boulders present?	Boring log	Justification
5DS-00004	50446	Pb-212	3.16	0.0526	2.69	0.00 - 0.50	No HSA findings or aerial photo features.	Gamma scanning indicated a potential gamma radiation anomaly - PGRAY 4T which was identified as NORM.	No outcrops or boulders. Shallow bedrock was encountered during subsurface sampling activities at 0.8 feet bgs.	Surface sample indicates 15 percent siltstone and sandstone gravel. Subsurface sampling encountered refusal on sandstone at 0.8 feet bgs.	Pb-212 analysis unnecessary: high NORM concentrations are indicated by radioisotope ratios, surface gamma scanning, borehole measurements, and higher NORM concentrations in local geology. Step-outs are planned for Cs-137 exceedance at this location.
5DS-00004	50446	Pb-214	2.11	0.0495	1.7	0.00 - 0.50	No HSA findings or aerial photo features.	Gamma scanning indicated a potential gamma radiation anomaly - PGRAY 4T which was identified as NORM.	No outcrops or boulders. Shallow bedrock was encountered during subsurface sampling activities at 0.8 feet bgs.	Surface sample indicates 15 percent siltstone and sandstone gravel. Subsurface sampling encountered refusal on sandstone at 0.8 feet bgs.	Pb-214 analysis unnecessary: high NORM concentrations are indicated by radioisotope ratios, surface gamma scanning, borehole measurements, and higher NORM concentrations in local geology. Step-outs are planned for Cs-137 exceedance at this location.
5DS-00004	50446	Tl-208	0.953	0.0251	0.937	0.00 - 0.50	No HSA findings or aerial photo features.	Gamma scanning indicated a potential gamma radiation anomaly - PGRAY 4T which was identified as NORM.	No outcrops or boulders. Shallow bedrock was encountered during subsurface sampling activities at 0.8 feet bgs.	Surface sample indicates 15 percent siltstone and sandstone gravel. Subsurface sampling encountered refusal on sandstone at 0.8 feet bgs.	Tl-208 analysis unnecessary: high NORM concentrations are indicated by radioisotope ratios, surface gamma scanning, borehole measurements, and higher NORM concentrations in local geology. Step-outs are planned for Cs-137 exceedance at this location.
5DS-00005	50448	Bi-214	1.72	0.0354	1.59	0.00 - 0.50	No HSA findings or aerial photo features.	Gamma scanning indicated a potential gamma radiation anomaly - PGRAY 5T which was identified as NORM.	No outcrops or boulders. Shallow bedrock was encountered during subsurface sampling activities at 2.0 feet bgs.	Surface sample indicates 15 percent siltstone and sandstone gravel. Subsurface sampling encountered sandstone at 2.0 feet bgs.	Bi-214 analysis unnecessary: high NORM concentrations are indicated by radioisotope ratios, surface gamma scanning, borehole measurements, and higher NORM concentrations in local geology.
5DS-00005	50448	Pb-214	1.84	0.0401	1.7	0.00 - 0.50	No HSA findings or aerial photo features.	Gamma scanning indicated a potential gamma radiation anomaly - PGRAY 5T which was identified as NORM.	No outcrops or boulders. Shallow bedrock was encountered during subsurface sampling activities at 2.0 feet bgs.	Surface sample indicates 15 percent siltstone and sandstone gravel. Subsurface sampling encountered sandstone at 2.0 feet bgs.	Pb-214 analysis unnecessary: high NORM concentrations are indicated by radioisotope ratios, surface gamma scanning, borehole measurements, and higher NORM concentrations in local geology.
5DS-00005	50449	Bi-212	2.15	0.207	2.15	1.00 - 2.00	No HSA findings or aerial photo features.	Gamma scanning indicated a potential gamma radiation anomaly - PGRAY 5T which was identified as NORM.	No outcrops or boulders. Shallow bedrock was encountered during subsurface sampling activities at 2.0 feet bgs.	Subsurface sampling contained trace sandstone gravel. Refusal encountered at 2.0 feet bgs.	Bi-212 analysis unnecessary: high NORM concentrations are indicated by radioisotope ratios, surface gamma scanning, borehole measurements, and higher NORM concentrations in local geology.
5DS-00005	50449	Bi-214	2.34	0.0454	1.59	1.00 - 2.00	No HSA findings or aerial photo features.	Gamma scanning indicated a potential gamma radiation anomaly - PGRAY 5T which was identified as NORM.	No outcrops or boulders. Shallow bedrock was encountered during subsurface sampling activities at 2.0 feet bgs.	Subsurface sampling contained trace sandstone gravel. Refusal encountered at 2.0 feet bgs.	Bi-214 analysis unnecessary: high NORM concentrations are indicated by radioisotope ratios, surface gamma scanning, borehole measurements, and higher NORM concentrations in local geology.

Table 5
Naturally Occurring Radioactive Material Exceedances
Subarea 5D, Round 1

Sample Location	Sample ID	Analyte Name	Activity	MDC	RTL	Sample Depth (ft bgs)	HSA Findings/Aerial Photograph Features	Gamma Results	Rock Outcrops/Boulders present?	Boring log	Justification
5DS-00005	50449	Pb-212	3.4	0.0525	2.69	1.00 - 2.00	No HSA findings or aerial photo features.	Gamma scanning indicated a potential gamma radiation anomaly - PGRAY 5T which was identified as NORM.	No outcrops or boulders. Shallow bedrock was encountered during subsurface sampling activities at 2.0 feet bgs.	Subsurface sampling contained trace sandstone gravel. Refusal encountered at 2.0 feet bgs.	Pb-212 analysis unnecessary: high NORM concentrations are indicated by radioisotope ratios, surface gamma scanning, borehole measurements, and higher NORM concentrations in local geology.
5DS-00005	50449	Pb-214	2.63	0.0509	1.7	1.00 - 2.00	No HSA findings or aerial photo features.	Gamma scanning indicated a potential gamma radiation anomaly - PGRAY 5T which was identified as NORM.	No outcrops or boulders. Shallow bedrock was encountered during subsurface sampling activities at 2.0 feet bgs.	Subsurface sampling contained trace sandstone gravel. Refusal encountered at 2.0 feet bgs.	Pb-214 analysis unnecessary: high NORM concentrations are indicated by radioisotope ratios, surface gamma scanning, borehole measurements, and higher NORM concentrations in local geology.
5DS-00005	50449	Th-232	3.33	0.0679	3.1	1.00 - 2.00	No HSA findings or aerial photo features.	Gamma scanning indicated a potential gamma radiation anomaly - PGRAY 5T which was identified as NORM.	No outcrops or boulders. Shallow bedrock was encountered during subsurface sampling activities at 2.0 feet bgs.	Subsurface sampling contained trace sandstone gravel. Refusal encountered at 2.0 feet bgs.	Th-232 analysis unnecessary: high NORM concentrations are indicated by radioisotope ratios, surface gamma scanning, borehole measurements, and higher NORM concentrations in local geology.
5DS-00005	50449	Th-234	3.62	0.461	3.19	1.00 - 2.00	No HSA findings or aerial photo features.	Gamma scanning indicated a potential gamma radiation anomaly - PGRAY 5T which was identified as NORM.	No outcrops or boulders. Shallow bedrock was encountered during subsurface sampling activities at 2.0 feet bgs.	Subsurface sampling contained trace sandstone gravel. Refusal encountered at 2.0 feet bgs.	Th-234 analysis unnecessary: high NORM concentrations are indicated by radioisotope ratios, surface gamma scanning, borehole measurements, and higher NORM concentrations in local geology.
5DS-00005	50449	Tl-208	1.08	0.0254	0.937	1.00 - 2.00	No HSA findings or aerial photo features.	Gamma scanning indicated a potential gamma radiation anomaly - PGRAY 5T which was identified as NORM.	No outcrops or boulders. Shallow bedrock was encountered during subsurface sampling activities at 2.0 feet bgs.	Subsurface sampling contained trace sandstone gravel. Refusal encountered at 2.0 feet bgs.	Tl-208 analysis unnecessary: high NORM concentrations are indicated by radioisotope ratios, surface gamma scanning, borehole measurements, and higher NORM concentrations in local geology.
5DS-00005	50449	U-238	2.04	0.0355	1.8	1.00 - 2.00	No HSA findings or aerial photo features.	Gamma scanning indicated a potential gamma radiation anomaly - PGRAY 5T which was identified as NORM.	No outcrops or boulders. Shallow bedrock was encountered during sampling subsurface sampling activities at 2.0 feet bgs.	Subsurface sampling contained trace sandstone gravel. Refusal encountered at 2.0 feet bgs.	U-238 analysis unnecessary: high NORM concentrations are indicated by radioisotope ratios, surface gamma scanning, borehole measurements, and higher NORM concentrations in local geology.
5DS-00006	50450	Bi-214	1.6	0.0363	1.59	0.00 - 0.50	No HSA findings or aerial photo features.	Gamma scanning indicated a potential gamma radiation anomaly - PGRAY 6T which was identified as NORM.	No outcrops or boulders. Shallow bedrock was encountered during subsurface sampling activities at 2.0 feet bgs.	Surface sample contained trace sandstone gravel. Subsurface sampling encountered refusal encountered at 2.0 feet bgs.	Bi-214 analysis unnecessary: high NORM concentrations are indicated by radioisotope ratios, surface gamma scanning, borehole measurements, and higher NORM concentrations in local geology. Step-outs are planned for Pu-239/240 exceedance at this location.

Table 5
Naturally Occurring Radioactive Material Exceedances
Subarea 5D, Round 1

Sample Location	Sample ID	Analyte Name	Activity	MDC	RTL	Sample Depth (ft bgs)	HSA Findings/Aerial Photograph Features	Gamma Results	Rock Outcrops/Boulders present?	Boring log	Justification
5DS-00006	50450	Pb-214	1.72	0.0401	1.7	0.00 - 0.50	No HSA findings or aerial photo features.	Gamma scanning indicated a potential gamma radiation anomaly - PGRAY 6T which was identified as NORM.	No outcrops or boulders. Shallow bedrock was encountered during sampling subsurface sampling activities at 2.0 feet bgs.	Surface sample contained trace sandstone gravel. Subsurface sampling encountered refusal encountered at 2.0 feet bgs.	Pb-214 analysis unnecessary: high NORM concentrations are indicated by radioisotope ratios, surface gamma scanning, borehole measurements, and higher NORM concentrations in local geology. Step-outs are planned for Pu-239/240 exceedance at this location.
5DS-00006	50451	Bi-214	1.81	0.0337	1.59	1.00 - 1.83	No HSA findings or aerial photo features.	Gamma scanning indicated a potential gamma radiation anomaly - PGRAY 6T which was identified as NORM.	No outcrops or boulders. Shallow bedrock was encountered during subsurface sampling activities at 1.83 feet bgs.	Subsurface sample contained trace sandstone gravel. Refusal encountered at 1.83 feet bgs.	Bi-214 analysis unnecessary: high NORM concentrations are indicated by radioisotope ratios, surface gamma scanning, borehole measurements, and higher NORM concentrations in local geology.
5DS-00006	50451	Pb-212	2.79	0.0405	2.69	1.00 - 1.83	No HSA findings or aerial photo features.	Gamma scanning indicated a potential gamma radiation anomaly - PGRAY 6T which was identified as NORM.	No outcrops or boulders. Shallow bedrock was encountered during subsurface sampling activities at 1.83 feet bgs.	Subsurface sample contained trace sandstone gravel. Refusal encountered at 1.83 feet bgs.	Pb-212 analysis unnecessary: high NORM concentrations are indicated by radioisotope ratios, surface gamma scanning, borehole measurements, and higher NORM concentrations in local geology.
5DS-00006	50451	Pb-214	2.01	0.04	1.7	1.00 - 1.83	No HSA findings or aerial photo features.	Gamma scanning indicated a potential gamma radiation anomaly - PGRAY 6T which was identified as NORM.	No outcrops or boulders. Shallow bedrock was encountered during sampling subsurface sampling activities at 1.83 feet bgs.	Subsurface sample contained trace sandstone gravel. Refusal encountered at 1.83 feet bgs.	Pb-214 analysis unnecessary: high NORM concentrations are indicated by radioisotope ratios, surface gamma scanning, borehole measurements, and higher NORM concentrations in local geology.
5DS-00007	50452	Bi-214	1.76	0.0218	1.59	0.00 - 0.50	No HSA findings or aerial photo features.	Gamma scanning indicated a potential gamma radiation anomaly - PGRAY 7T which was identified as NORM.	No outcrops or boulders. Shallow bedrock was encountered during sampling subsurface sampling activities at 1.66 feet bgs.	Surface sample indicates silt. Subsurface sample encountered refusal on sandstone at 1.66 feet bgs.	Bi-214 analysis unnecessary: high NORM concentrations are indicated by radioisotope ratios, surface gamma scanning, borehole measurements, and higher NORM concentrations in local geology.
5DS-00007	50452	Pb-214	1.71	0.0254	1.7	0.00 - 0.50	No HSA findings or aerial photo features.	Gamma scanning indicated a potential gamma radiation anomaly - PGRAY 7T which was identified as NORM.	No outcrops or boulders. Shallow bedrock was encountered during subsurface sampling activities at 1.66 feet bgs.	Surface sample indicates silt. Subsurface sample encountered refusal on sandstone at 1.66 feet bgs.	Pb-214 analysis unnecessary: high NORM concentrations are indicated by radioisotope ratios, surface gamma scanning, borehole measurements, and higher NORM concentrations in local geology.
5DS-00008	50454	Bi-212	2.17	0.188	2.15	0.00 - 0.50	No HSA findings or aerial photo features.	Gamma scanning indicated a potential gamma radiation anomaly - PGRAY 8T which was identified as NORM.	No outcrops or boulders. Shallow bedrock was encountered during subsurface sampling activities at 1.5 feet bgs.	Surface sample indicates 5 percent siltstone and sandstone gravel. Subsurface sampling encountered refusal on sandstone at 1.5 feet bgs.	Bi-212 analysis unnecessary: high NORM concentrations are indicated by radioisotope ratios, surface gamma scanning, borehole measurements, and higher NORM concentrations in local geology.

Table 5
Naturally Occurring Radioactive Material Exceedances
Subarea 5D, Round 1

Sample Location	Sample ID	Analyte Name	Activity	MDC	RTL	Sample Depth (ft bgs)	HSA Findings/Aerial Photograph Features	Gamma Results	Rock Outcrops/Boulders present?	Boring log	Justification
5DS-00008	50454	Bi-214	2.59	0.0403	1.59	0.00 - 0.50	No HSA findings or aerial photo features.	Gamma scanning indicated a potential gamma radiation anomaly - PGRAY 8T which was identified as NORM.	No outcrops or boulders. Shallow bedrock was encountered during sampling subsurface sampling activities at 1.5 feet bgs.	Surface sample indicates 5 percent siltstone and sandstone gravel. Subsurface sampling encountered refusal on sandstone at 1.5 feet bgs.	Bi-214 analysis unnecessary: high NORM concentrations are indicated by radioisotope ratios, surface gamma scanning, borehole measurements, and higher NORM concentrations in local geology.
5DS-00008	50454	Pb-212	3.91	0.0499	2.69	0.00 - 0.50	No HSA findings or aerial photo features.	Gamma scanning indicated a potential gamma radiation anomaly - PGRAY 8T which was identified as NORM.	No outcrops or boulders. Shallow bedrock was encountered during sampling subsurface sampling activities at 1.5 feet bgs.	Surface sample indicates 5 percent siltstone and sandstone gravel. Subsurface sampling encountered refusal on sandstone at 1.5 feet bgs.	Pb-212 analysis unnecessary: high NORM concentrations are indicated by radioisotope ratios, surface gamma scanning, borehole measurements, and higher NORM concentrations in local geology.
5DS-00008	50454	Pb-214	2.82	0.0462	1.7	0.00 - 0.50	No HSA findings or aerial photo features.	Gamma scanning indicated a potential gamma radiation anomaly - PGRAY 8T which was identified as NORM.	No outcrops or boulders. Shallow bedrock was encountered during subsurface sampling activities at 1.5 feet bgs.	Surface sample indicates 5 percent siltstone and sandstone gravel. Subsurface sampling encountered refusal on sandstone at 1.5 feet bgs.	Pb-214 analysis unnecessary: high NORM concentrations are indicated by radioisotope ratios, surface gamma scanning, borehole measurements, and higher NORM concentrations in local geology.
5DS-00008	50454	Th-234	3.81	0.375	3.19	0.00 - 0.50	No HSA findings or aerial photo features.	Gamma scanning indicated a potential gamma radiation anomaly - PGRAY 8T which was identified as NORM.	No outcrops or boulders. Shallow bedrock was encountered during sampling subsurface sampling activities at 1.5 feet bgs.	Surface sample indicates 5 percent siltstone and sandstone gravel. Subsurface sampling encountered refusal on sandstone at 1.5 feet bgs.	Th-234 analysis unnecessary: high NORM concentrations are indicated by radioisotope ratios, surface gamma scanning, borehole measurements, and higher NORM concentrations in local geology.
5DS-00008	50454	Tl-208	1.2	0.0234	0.937	0.00 - 0.50	No HSA findings or aerial photo features.	Gamma scanning indicated a potential gamma radiation anomaly - PGRAY 8T which was identified as NORM.	No outcrops or boulders. Shallow bedrock was encountered during sampling subsurface sampling activities at 1.5 feet bgs.	Surface sample indicates 5 percent siltstone and sandstone gravel. Subsurface sampling encountered refusal on sandstone at 1.5 feet bgs.	Tl-208 analysis unnecessary: high NORM concentrations are indicated by radioisotope ratios, surface gamma scanning, borehole measurements, and higher NORM concentrations in local geology.
5DS-00009	50456	Bi-214	1.69	0.0303	1.59	0.00 - 0.50	No HSA findings or aerial photo features.	Gamma scanning indicated a potential gamma radiation anomaly - PGRAY 9T which was identified as NORM.	No outcrops or boulders. Shallow bedrock was encountered during subsurface sampling activities at 1.25 feet bgs.	Surface sample indicates 5 percent siltstone and sandstone gravel. Subsurface sampling encountered refusal on sandstone at 1.25 feet bgs.	Bi-214 analysis unnecessary: high NORM concentrations are indicated by radioisotope ratios, surface gamma scanning, borehole measurements, and higher NORM concentrations in local geology.
5DS-00009	50456	Pb-214	1.88	0.0338	1.7	0.00 - 0.50	No HSA findings or aerial photo features.	Gamma scanning indicated a potential gamma radiation anomaly - PGRAY 9T which was identified as NORM.	No outcrops or boulders. Shallow bedrock was encountered during sampling subsurface sampling activities at 1.25 feet bgs.	Surface sample indicates 5 percent siltstone and sandstone gravel. Subsurface sampling encountered refusal on sandstone at 1.25 feet bgs.	Pb-214 analysis unnecessary: high NORM concentrations are indicated by radioisotope ratios, surface gamma scanning, borehole measurements, and higher NORM concentrations in local geology.

Table 5
Naturally Occurring Radioactive Material Exceedances
Subarea 5D, Round 1

Sample Location	Sample ID	Analyte Name	Activity	MDC	RTL	Sample Depth (ft bgs)	HSA Findings/Aerial Photograph Features	Gamma Results	Rock Outcrops/Boulders present?	Boring log	Justification
5DS-00010	50458	Bi-214	1.93	0.0456	1.59	0.00 - 0.50	No HSA findings or aerial photo features.	Gamma scanning indicated a potential gamma radiation anomaly - PGRAY 10T which was identified as NORM.	No outcrops or boulders. Shallow bedrock was encountered during sampling subsurface sampling activities at 3.0 feet bgs.	Surface sample indicated silt. Subsurface sampling encountered refusal on sandstone at 3.0 feet bgs.	Bi-214 analysis unnecessary: high NORM concentrations are indicated by radioisotope ratios, surface gamma scanning, borehole measurements, and higher NORM concentrations in local geology.
5DS-00010	50458	Pb-212	3.14	0.055	2.69	0.00 - 0.50	No HSA findings or aerial photo features.	Gamma scanning indicated a potential gamma radiation anomaly - PGRAY 10T which was identified as NORM.	No outcrops or boulders. Shallow bedrock was encountered during subsurface sampling activities at 3.0 feet bgs.	Surface sample indicated silt. Subsurface sampling encountered refusal on sandstone at 3.0 feet bgs.	Pb-212 analysis unnecessary: high NORM concentrations are indicated by radioisotope ratios, surface gamma scanning, borehole measurements, and higher NORM concentrations in local geology.
5DS-00010	50458	Pb-214	2.22	0.0528	1.7	0.00 - 0.50	No HSA findings or aerial photo features.	Gamma scanning indicated a potential gamma radiation anomaly - PGRAY 10T which was identified as NORM.	No outcrops or boulders. Shallow bedrock was encountered during sampling subsurface sampling activities at 3.0 feet bgs.	Surface sample indicated silt. Subsurface sampling encountered refusal on sandstone at 3.0 feet bgs.	Pb-214 analysis unnecessary: high NORM concentrations are indicated by radioisotope ratios, surface gamma scanning, borehole measurements, and higher NORM concentrations in local geology.
5DS-00010	50458	Th-234	3.37	0.49	3.19	0.00 - 0.50	No HSA findings or aerial photo features.	Gamma scanning indicated a potential gamma radiation anomaly - PGRAY 10T which was identified as NORM.	No outcrops or boulders. Shallow bedrock was encountered during sampling subsurface sampling activities at 3.0 feet bgs.	Surface sample indicated silt. Subsurface sampling encountered refusal on sandstone at 3.0 feet bgs.	Th-234 analysis unnecessary: high NORM concentrations are indicated by radioisotope ratios, surface gamma scanning, borehole measurements, and higher NORM concentrations in local geology.
5DS-00010	50458	Tl-208	0.937	0.0267	0.937	0.00 - 0.50	No HSA findings or aerial photo features.	Gamma scanning indicated a potential gamma radiation anomaly - PGRAY 10T which was identified as NORM.	No outcrops or boulders. Shallow bedrock was encountered during subsurface sampling activities at 3.0 feet bgs.	Surface sample indicated silt. Subsurface sampling encountered refusal on sandstone at 3.0 feet bgs.	Tl-208 analysis unnecessary: high NORM concentrations are indicated by radioisotope ratios, surface gamma scanning, borehole measurements, and higher NORM concentrations in local geology.
5DS-00010	50459	Bi-212	2.56	0.205	2.15	1.00 - 3.00	No HSA findings or aerial photo features.	Gamma scanning indicated a potential gamma radiation anomaly - PGRAY 10T which was identified as NORM.	No outcrops or boulders. Shallow bedrock was encountered during sampling subsurface sampling activities at 3.0 feet bgs.	Subsurface sampling contained trace sandstone and refusal was encountered on sandstone at 3 feet bgs.	Bi-212 analysis unnecessary: high NORM concentrations are indicated by radioisotope ratios, surface gamma scanning, borehole measurements, and higher NORM concentrations in local geology.
5DS-00010	50459	Bi-214	2.51	0.0482	1.59	1.00 - 3.00	No HSA findings or aerial photo features.	Gamma scanning indicated a potential gamma radiation anomaly - PGRAY 10T which was identified as NORM.	No outcrops or boulders. Shallow bedrock was encountered during sampling subsurface sampling activities at 3.0 feet bgs.	Surface sample indicated silt. Subsurface sampling encountered refusal on sandstone at 3.0 feet bgs.	Bi-214 analysis unnecessary: high NORM concentrations are indicated by radioisotope ratios, surface gamma scanning, borehole measurements, and higher NORM concentrations in local geology.

Table 5
Naturally Occurring Radioactive Material Exceedances
Subarea 5D, Round 1

Sample Location	Sample ID	Analyte Name	Activity	MDC	RTL	Sample Depth (ft bgs)	HSA Findings/Aerial Photograph Features	Gamma Results	Rock Outcrops/Boulders present?	Boring log	Justification
5DS-00010	50459	Pb-212	4.19	0.0573	2.69	1.00 - 3.00	No HSA findings or aerial photo features.	Gamma scanning indicated a potential gamma radiation anomaly - PGRAY 10T which was identified as NORM.	No outcrops or boulders. Shallow bedrock was encountered during subsurface sampling activities at 3.0 feet bgs.	Surface sample indicated silt. Subsurface sampling encountered refusal on sandstone at 3.0 feet bgs.	Pb-212 analysis unnecessary: high NORM concentrations are indicated by radioisotope ratios, surface gamma scanning, borehole measurements, and higher NORM concentrations in local geology.
5DS-00010	50459	Pb-214	2.88	0.056	1.7	1.00 - 3.00	No HSA findings or aerial photo features.	Gamma scanning indicated a potential gamma radiation anomaly - PGRAY 10T which was identified as NORM.	No outcrops or boulders. Shallow bedrock was encountered during sampling subsurface sampling activities at 3.0 feet bgs.	Surface sample indicated silt. Subsurface sampling encountered refusal on sandstone at 3.0 feet bgs.	Pb-214 analysis unnecessary: high NORM concentrations are indicated by radioisotope ratios, surface gamma scanning, borehole measurements, and higher NORM concentrations in local geology.
5DS-00010	50459	Th-232	3.34	0.046	3.1	1.00 - 3.00	No HSA findings or aerial photo features.	Gamma scanning indicated a potential gamma radiation anomaly - PGRAY 10T which was identified as NORM.	No outcrops or boulders. Shallow bedrock was encountered during sampling subsurface sampling activities at 3.0 feet bgs.	Surface sample indicated silt. Subsurface sampling encountered refusal on sandstone at 3.0 feet bgs.	Th-232 analysis unnecessary: high NORM concentrations are indicated by radioisotope ratios, surface gamma scanning, borehole measurements, and higher NORM concentrations in local geology.
5DS-00010	50459	Th-234	4.34	0.552	3.19	1.00 - 3.00	No HSA findings or aerial photo features.	Gamma scanning indicated a potential gamma radiation anomaly - PGRAY 10T which was identified as NORM.	No outcrops or boulders. Shallow bedrock was encountered during sampling activities at 3.0 feet bgs.	Surface sample indicated silt. Subsurface sampling encountered refusal on sandstone at 3.0 feet bgs.	Th-234 analysis unnecessary: high NORM concentrations are indicated by radioisotope ratios, surface gamma scanning, borehole measurements, and higher NORM concentrations in local geology.
5DS-00010	50459	Tl-208	1.27	0.0274	0.937	1.00 - 3.00	No HSA findings or aerial photo features.	Gamma scanning indicated a potential gamma radiation anomaly - PGRAY 10T which was identified as NORM.	No outcrops or boulders. Shallow bedrock was encountered during sampling subsurface sampling activities at 3.0 feet bgs.	Surface sample indicated silt. Subsurface sampling encountered refusal on sandstone at 3.0 feet bgs.	Tl-208 analysis unnecessary: high NORM concentrations are indicated by radioisotope ratios, surface gamma scanning, borehole measurements, and higher NORM concentrations in local geology.
5DS-00010	50459	U-233/234	2.02	0.0484	2.02	1.00 - 3.00	No HSA findings or aerial photo features.	Gamma scanning indicated a potential gamma radiation anomaly - PGRAY 10T which was identified as NORM.	No outcrops or boulders. Shallow bedrock was encountered during subsurface sampling activities at 3.0 feet bgs.	Surface sample indicated silt. Subsurface sampling encountered refusal on sandstone at 3.0 feet bgs.	U-233/234 analysis unnecessary: high NORM concentrations are indicated by radioisotope ratios, surface gamma scanning, borehole measurements, and higher NORM concentrations in local geology.
5DS-00010	50459	U-238	1.88	0.0335	1.8	1.00 - 3.00	No HSA findings or aerial photo features.	Gamma scanning indicated a potential gamma radiation anomaly - PGRAY 10T which was identified as NORM.	No outcrops or boulders. Shallow bedrock was encountered during sampling activities at 3.0 feet bgs.	Surface sample indicated silt. Subsurface sampling encountered refusal on sandstone at 3.0 feet bgs.	U-238 analysis unnecessary: high NORM concentrations are indicated by radioisotope ratios, surface gamma scanning, borehole measurements, and higher NORM concentrations in local geology.
5DS-00011	50460	Bi-214	1.89	0.0275	1.59	0.00 - 0.50	No HSA findings or aerial photo features.	Gamma scanning indicated a potential gamma radiation anomaly - PGRAY 11T which was identified as NORM.	No outcrops or boulders.	Surface sample contained trace siltstone gavel.	Bi-214 analysis unnecessary: high NORM concentrations are indicated by radioisotope ratios, surface gamma scanning, borehole measurements, and higher NORM concentrations in local geology.

Table 5
Naturally Occurring Radioactive Material Exceedances
Subarea 5D, Round 1

Sample Location	Sample ID	Analyte Name	Activity	MDC	RTL	Sample Depth (ft bgs)	HSA Findings/Aerial Photograph Features	Gamma Results	Rock Outcrops/Boulders present?	Boring log	Justification
5DS-00011	50460	Pb-212	2.72	0.0263	2.69	0.00 - 0.50	No HSA findings or aerial photo features.	Gamma scanning indicated a potential gamma radiation anomaly - PGRAY 11T which was identified as NORM.	No outcrops or boulders.	Surface sample contained trace siltstone gravel.	Pb-212 analysis unnecessary: high NORM concentrations are indicated by radioisotope ratios, surface gamma scanning, borehole measurements, and higher NORM concentrations in local geology.
5DS-00011	50460	Pb-214	2.07	0.0269	1.7	0.00 - 0.50	No HSA findings or aerial photo features.	Gamma scanning indicated a potential gamma radiation anomaly - PGRAY 11T which was identified as NORM.	No outcrops or boulders.	Surface sample contained trace siltstone gravel.	Pb-214 analysis unnecessary: high NORM concentrations are indicated by radioisotope ratios, surface gamma scanning, borehole measurements, and higher NORM concentrations in local geology.
5DS-00011	50461	Bi-214	1.79	0.036	1.59	1.00 - 5.00	No HSA findings or aerial photo features.	Gamma scanning indicated a potential gamma radiation anomaly - PGRAY 11T which was identified as NORM.	No outcrops or boulders.	Subsurface sampling contained some sandstone and encountered refusal on sandstone at 5 feet bgs.	Bi-214 analysis unnecessary: high NORM concentrations are indicated by radioisotope ratios, surface gamma scanning, borehole measurements, and higher NORM concentrations in local geology.
5DS-00011	50461	Pb-214	1.98	0.0411	1.7	1.00 - 5.00	No HSA findings or aerial photo features.	Gamma scanning indicated a potential gamma radiation anomaly - PGRAY 11T which was identified as NORM.	No outcrops or boulders.	Subsurface sampling contained some sandstone and encountered refusal on sandstone at 5 feet bgs.	Pb-214 analysis unnecessary: high NORM concentrations are indicated by radioisotope ratios, surface gamma scanning, borehole measurements, and higher NORM concentrations in local geology.
5DS-00012	50462	Bi-214	1.68	0.0458	1.59	0.00 - 0.50	No HSA findings or aerial photo features.	Gamma scanning indicated a potential gamma radiation anomaly - PGRAY 12T which was identified as NORM.	No outcrops or boulders. Shallow bedrock was encountered during sampling subsurface sampling activities at 0.75 feet bgs.	Surface sample indicates 5 percent siltstone gravel. Subsurface sampling encountered refusal on sandstone at 1.0 foot bgs.	Bi-214 analysis unnecessary: high NORM concentrations are indicated by radioisotope ratios, surface gamma scanning, borehole measurements, and higher NORM concentrations in local geology.
5DS-00012	50462	Pb-214	1.76	0.0462	1.7	0.00 - 0.50	No HSA findings or aerial photo features.	Gamma scanning indicated a potential gamma radiation anomaly - PGRAY 12T which was identified as NORM.	No outcrops or boulders. Shallow bedrock was encountered during subsurface sampling activities at 0.75 feet bgs.	Surface sample indicates 5 percent siltstone gravel. Subsurface sampling encountered refusal on sandstone at 1.0 foot bgs.	Pb-214 analysis unnecessary: high NORM concentrations are indicated by radioisotope ratios, surface gamma scanning, borehole measurements, and higher NORM concentrations in local geology.
5DS-00013	50464	Bi-214	1.78	0.0398	1.59	0.00 - 0.50	No HSA findings or aerial photo features.	Gamma scanning indicated a potential gamma radiation anomaly - PGRAY 12T which was identified as NORM.	No outcrops or boulders.	Surface sample indicated silt.	Bi-214 analysis unnecessary: high NORM concentrations are indicated by radioisotope ratios, surface gamma scanning, borehole measurements, and higher NORM concentrations in local geology.
5DS-00013	50464	Pb-214	2.08	0.046	1.7	0.00 - 0.50	No HSA findings or aerial photo features.	Gamma scanning indicated a potential gamma radiation anomaly - PGRAY 12T which was identified as NORM.	No outcrops or boulders.	Surface sample indicated silt.	Pb-214 analysis unnecessary: high NORM concentrations are indicated by radioisotope ratios, surface gamma scanning, borehole measurements, and higher NORM concentrations in local geology.

Table 5
Naturally Occurring Radioactive Material Exceedances
Subarea 5D, Round 1

Sample Location	Sample ID	Analyte Name	Activity	MDC	RTL	Sample Depth (ft bgs)	HSA Findings/Aerial Photograph Features	Gamma Results	Rock Outcrops/Boulders present?	Boring log	Justification
5DS-00013	50465	Bi-214	1.64	0.032	1.59	1.00 - 5.00	No HSA findings or aerial photo features.	Gamma scanning indicated a potential gamma radiation anomaly - PGRAY 12T which was identified as NORM.	No outcrops or boulders.	Subsurface sampling indicated some sandstone in sample at refusal depth of 5.0 feet bgs.	Bi-214 analysis unnecessary: high NORM concentrations are indicated by radioisotope ratios, surface gamma scanning, borehole measurements, and higher NORM concentrations in local geology.
5DS-00013	50465	Pb-214	1.87	0.038	1.7	1.00 - 5.00	No HSA findings or aerial photo features.	Gamma scanning indicated a potential gamma radiation anomaly - PGRAY 12T which was identified as NORM.	No outcrops or boulders.	Subsurface sampling indicated some sandstone in sample at refusal depth of 5.0 feet bgs.	Pb-214 analysis unnecessary: high NORM concentrations are indicated by radioisotope ratios, surface gamma scanning, borehole measurements, and higher NORM concentrations in local geology.
5DS-00014	50466	Bi-214	1.72	0.036	1.59	0.00 - 0.50	No HSA findings or aerial photo features.	Gamma scanning indicated a potential gamma radiation anomaly - PGRAY 12T which was identified as NORM.	No outcrops or boulders. Shallow bedrock was encountered during subsurface sampling activities at 1.5 feet bgs.	Surface sample indicates 5 percent siltstone and sandstone gravel. Subsurface sampling encountered refusal on sandstone at 1.5 feet bgs.	Bi-214 analysis unnecessary: high NORM concentrations are indicated by radioisotope ratios, surface gamma scanning, borehole measurements, and higher NORM concentrations in local geology.
5DS-00014	50466	Pb-214	1.94	0.0412	1.7	0.00 - 0.50	No HSA findings or aerial photo features.	Gamma scanning indicated a potential gamma radiation anomaly - PGRAY 12T which was identified as NORM.	No outcrops or boulders. Shallow bedrock was encountered during subsurface sampling activities at 1.5 feet bgs.	Surface sample indicates 5 percent siltstone and sandstone gravel. Subsurface sampling encountered refusal on sandstone at 1.5 feet bgs.	Pb-214 analysis unnecessary: high NORM concentrations are indicated by radioisotope ratios, surface gamma scanning, borehole measurements, and higher NORM concentrations in local geology.
5DS-00015	50468	Bi-214	1.85	0.0324	1.59	0.00 - 0.50	No HSA findings or aerial photo features.	Gamma scanning indicated a potential gamma radiation anomaly - PGRAY 12T which was identified as NORM.	No outcrops or boulders.	Surface sample indicates 5 percent siltstone and sandstone gravel.	Bi-214 analysis unnecessary: high NORM concentrations are indicated by radioisotope ratios, surface gamma scanning, borehole measurements, and higher NORM concentrations in local geology.
5DS-00015	50468	Pb-214	2.09	0.0378	1.7	0.00 - 0.50	No HSA findings or aerial photo features.	Gamma scanning indicated a potential gamma radiation anomaly - PGRAY 12T which was identified as NORM.	No outcrops or boulders.	Surface sample indicates 5 percent siltstone and sandstone gravel.	Pb-214 analysis unnecessary: high NORM concentrations are indicated by radioisotope ratios, surface gamma scanning, borehole measurements, and higher NORM concentrations in local geology.
5DS-00015	50469	Bi-214	1.85	0.0385	1.59	1.00 - 4.50	No HSA findings or aerial photo features.	Gamma scanning indicated a potential gamma radiation anomaly - PGRAY 12T which was identified as NORM.	No outcrops or boulders.	Subsurface sampling indicated some sandstone in sample at refusal depth of 4.5 feet bgs.	Bi-214 analysis unnecessary: high NORM concentrations are indicated by radioisotope ratios, surface gamma scanning, borehole measurements, and higher NORM concentrations in local geology.
5DS-00015	50469	Pb-212	2.69	0.0478	2.69	1.00 - 4.50	No HSA findings or aerial photo features.	Gamma scanning indicated a potential gamma radiation anomaly - PGRAY 12T which was identified as NORM.	No outcrops or boulders.	Subsurface sampling indicated some sandstone in sample at refusal depth of 4.5 feet bgs.	Pb-212 analysis unnecessary: high NORM concentrations are indicated by radioisotope ratios, surface gamma scanning, borehole measurements, and higher NORM concentrations in local geology.

Table 5
Naturally Occurring Radioactive Material Exceedances
Subarea 5D, Round 1

Sample Location	Sample ID	Analyte Name	Activity	MDC	RTL	Sample Depth (ft bgs)	HSA Findings/Aerial Photograph Features	Gamma Results	Rock Outcrops/Boulders present?	Boring log	Justification
5DS-00015	50469	Pb-214	2.1	0.0463	1.7	1.00 - 4.50	No HSA findings or aerial photo features.	Gamma scanning indicated a potential gamma radiation anomaly - PGRAY 12T which was identified as NORM.	No outcrops or boulders.	Subsurface sampling indicated some sandstone in sample at refusal depth of 4.5 feet bgs.	Pb-214 analysis unnecessary: high NORM concentrations are indicated by radioisotope ratios, surface gamma scanning, borehole measurements, and higher NORM concentrations in local geology.
5DS-00016	50470	Bi-214	1.69	0.0405	1.59	0.00 - 0.50	No HSA findings or aerial photo features.	Gamma scanning indicated a potential gamma radiation anomaly - PGRAY 11T which was identified as NORM.	No outcrops or boulders.	Surface sample indicated silt.	Bi-214 analysis unnecessary: high NORM concentrations are indicated by radioisotope ratios, surface gamma scanning, borehole measurements, and higher NORM concentrations in local geology.
5DS-00016	50470	Pb-214	1.98	0.0462	1.7	0.00 - 0.50	No HSA findings or aerial photo features.	Gamma scanning indicated a potential gamma radiation anomaly - PGRAY 11T which was identified as NORM.	No outcrops or boulders.	Surface sample indicated silt.	Pb-214 analysis unnecessary: high NORM concentrations are indicated by radioisotope ratios, surface gamma scanning, borehole measurements, and higher NORM concentrations in local geology.
5DS-00016	50471	Bi-214	1.89	0.0432	1.59	1.00 - 5.00	No HSA findings or aerial photo features.	Gamma scanning indicated a potential gamma radiation anomaly - PGRAY 11T which was identified as NORM.	No outcrops or boulders.	Subsurface sampling indicated some sandstone in sample at refusal depth of 5.5 feet bgs.	Bi-214 analysis unnecessary: high NORM concentrations are indicated by radioisotope ratios, surface gamma scanning, borehole measurements, and higher NORM concentrations in local geology.
5DS-00016	50471	Pb-212	3.26	0.0524	2.69	1.00 - 5.00	No HSA findings or aerial photo features.	Gamma scanning indicated a potential gamma radiation anomaly - PGRAY 11T which was identified as NORM.	No outcrops or boulders.	Subsurface sampling indicated some sandstone in sample at refusal depth of 5.5 feet bgs.	Pb-212 analysis unnecessary: high NORM concentrations are indicated by radioisotope ratios, surface gamma scanning, borehole measurements, and higher NORM concentrations in local geology.
5DS-00016	50471	Pb-214	2.13	0.0496	1.7	1.00 - 5.00	No HSA findings or aerial photo features.	Gamma scanning indicated a potential gamma radiation anomaly - PGRAY 11T which was identified as NORM.	No outcrops or boulders.	Subsurface sampling indicated some sandstone in sample at refusal depth of 5.5 feet bgs.	Pb-214 analysis unnecessary: high NORM concentrations are indicated by radioisotope ratios, surface gamma scanning, borehole measurements, and higher NORM concentrations in local geology.
5DS-00016	50471	Tl-208	0.966	0.0247	0.937	1.00 - 5.00	No HSA findings or aerial photo features.	Gamma scanning indicated a potential gamma radiation anomaly - PGRAY 11T which was identified as NORM.	No outcrops or boulders.	Subsurface sampling indicated some sandstone in sample at refusal depth of 5.5 feet bgs.	Tl-208 analysis unnecessary: high NORM concentrations are indicated by radioisotope ratios, surface gamma scanning, borehole measurements, and higher NORM concentrations in local geology.
5DS-00017	50472	Bi-214	1.69	0.0389	1.59	0.00 - 0.50	No HSA findings or aerial photo features.	Gamma scanning indicated a potential gamma radiation anomaly - PGRAY 11T which was identified as NORM.	No outcrops or boulders. Shallow bedrock was encountered during subsurface sampling activities at 0.5 feet bgs.	Surface sample indicates 15 percent siltstone and sandstone gravel. Subsurface sampling encountered refusal on sandstone at 0.5 feet bgs.	Bi-214 analysis unnecessary: high NORM concentrations are indicated by radioisotope ratios, surface gamma scanning, borehole measurements, and higher NORM concentrations in local geology.

Table 5
Naturally Occurring Radioactive Material Exceedances
Subarea 5D, Round 1

Sample Location	Sample ID	Analyte Name	Activity	MDC	RTL	Sample Depth (ft bgs)	HSA Findings/Aerial Photograph Features	Gamma Results	Rock Outcrops/Boulders present?	Boring log	Justification
5DS-00017	50472	Pb-212	2.78	0.0484	2.69	0.00 - 0.50	No HSA findings or aerial photo features.	Gamma scanning indicated a potential gamma radiation anomaly - PGRAY 11T which was identified as NORM.	No outcrops or boulders. Shallow bedrock was encountered during subsurface sampling activities at 0.5 feet bgs.	Surface sample indicates 15 percent siltstone and sandstone gravel. Subsurface sampling encountered refusal on sandstone at 0.5 feet bgs.	Pb-212 analysis unnecessary: high NORM concentrations are indicated by radioisotope ratios, surface gamma scanning, borehole measurements, and higher NORM concentrations in local geology.
5DS-00017	50472	Pb-214	1.95	0.0441	1.7	0.00 - 0.50	No HSA findings or aerial photo features.	Gamma scanning indicated a potential gamma radiation anomaly - PGRAY 11T which was identified as NORM.	No outcrops or boulders. Shallow bedrock was encountered during subsurface sampling activities at 0.5 feet bgs.	Surface sample indicates 15 percent siltstone and sandstone gravel. Subsurface sampling encountered refusal on sandstone at 0.5 feet bgs.	Pb-214 analysis unnecessary: high NORM concentrations are indicated by radioisotope ratios, surface gamma scanning, borehole measurements, and higher NORM concentrations in local geology.
5DS-00018	50474	Bi-212	2.19	0.175	2.15	0.00 - 0.50	No HSA findings or aerial photo features.	Gamma scanning indicated a potential gamma radiation anomaly - PGRAY 10T which was identified as NORM.	No outcrops or boulders.	Surface sample indicated silt.	Bi-212 analysis unnecessary: high NORM concentrations are indicated by radioisotope ratios, surface gamma scanning, borehole measurements, and higher NORM concentrations in local geology.
5DS-00018	50474	Bi-214	2.24	0.0373	1.59	0.00 - 0.50	No HSA findings or aerial photo features.	Gamma scanning indicated a potential gamma radiation anomaly - PGRAY 10T which was identified as NORM.	No outcrops or boulders.	Surface sample indicated silt.	Bi-214 analysis unnecessary: high NORM concentrations are indicated by radioisotope ratios, surface gamma scanning, borehole measurements, and higher NORM concentrations in local geology.
5DS-00018	50474	Pb-212	3.55	0.0471	2.69	0.00 - 0.50	No HSA findings or aerial photo features.	Gamma scanning indicated a potential gamma radiation anomaly - PGRAY 10T which was identified as NORM.	No outcrops or boulders.	Surface sample indicated silt.	Pb-212 analysis unnecessary: high NORM concentrations are indicated by radioisotope ratios, surface gamma scanning, borehole measurements, and higher NORM concentrations in local geology.
5DS-00018	50474	Pb-214	2.53	0.0436	1.7	0.00 - 0.50	No HSA findings or aerial photo features.	Gamma scanning indicated a potential gamma radiation anomaly - PGRAY 10T which was identified as NORM.	No outcrops or boulders.	Surface sample indicated silt.	Pb-214 analysis unnecessary: high NORM concentrations are indicated by radioisotope ratios, surface gamma scanning, borehole measurements, and higher NORM concentrations in local geology.
5DS-00018	50474	Th-234	3.31	0.362	3.19	0.00 - 0.50	No HSA findings or aerial photo features.	Gamma scanning indicated a potential gamma radiation anomaly - PGRAY 10T which was identified as NORM.	No outcrops or boulders.	Surface sample indicated silt.	Th-234 analysis unnecessary: high NORM concentrations are indicated by radioisotope ratios, surface gamma scanning, borehole measurements, and higher NORM concentrations in local geology.
5DS-00018	50474	Tl-208	1.12	0.0224	0.937	0.00 - 0.50	No HSA findings or aerial photo features.	Gamma scanning indicated a potential gamma radiation anomaly - PGRAY 10T which was identified as NORM.	No outcrops or boulders.	Surface sample indicated silt.	Tl-208 analysis unnecessary: high NORM concentrations are indicated by radioisotope ratios, surface gamma scanning, borehole measurements, and higher NORM concentrations in local geology.

Table 5
Naturally Occurring Radioactive Material Exceedances
Subarea 5D, Round 1

Sample Location	Sample ID	Analyte Name	Activity	MDC	RTL	Sample Depth (ft bgs)	HSA Findings/Aerial Photograph Features	Gamma Results	Rock Outcrops/Boulders present?	Boring log	Justification
5DS-00018	50475	Bi-212	2.74	0.17	2.15	1.00 - 2.50	No HSA findings or aerial photo features.	Gamma scanning indicated a potential gamma radiation anomaly - PGRAY 10T which was identified as NORM.	No outcrops or boulders.	Subsurface sampling contained trace sandstone gravel. Refusal encountered on sandstone at 2.5 feet bgs.	Bi-212 analysis unnecessary: high NORM concentrations are indicated by radioisotope ratios, surface gamma scanning, borehole measurements, and higher NORM concentrations in local geology.
5DS-00018	50475	Bi-214	2.94	0.0378	1.59	1.00 - 2.50	No HSA findings or aerial photo features.	Gamma scanning indicated a potential gamma radiation anomaly - PGRAY 10T which was identified as NORM.	No outcrops or boulders.	Subsurface sampling contained trace sandstone gravel. Refusal encountered on sandstone at 2.5 feet bgs.	Bi-214 analysis unnecessary: high NORM concentrations are indicated by radioisotope ratios, surface gamma scanning, borehole measurements, and higher NORM concentrations in local geology.
5DS-00018	50475	Pb-212	4.19	0.0358	2.69	1.00 - 2.50	No HSA findings or aerial photo features.	Gamma scanning indicated a potential gamma radiation anomaly - PGRAY 10T which was identified as NORM.	No outcrops or boulders.	Subsurface sampling contained trace sandstone gravel. Refusal encountered on sandstone at 2.5 feet bgs.	Pb-212 analysis unnecessary: high NORM concentrations are indicated by radioisotope ratios, surface gamma scanning, borehole measurements, and higher NORM concentrations in local geology.
5DS-00018	50475	Pb-214	3.07	0.0388	1.7	1.00 - 2.50	No HSA findings or aerial photo features.	Gamma scanning indicated a potential gamma radiation anomaly - PGRAY 10T which was identified as NORM.	No outcrops or boulders.	Subsurface sampling contained trace sandstone gravel. Refusal encountered on sandstone at 2.5 feet bgs.	Pb-214 analysis unnecessary: high NORM concentrations are indicated by radioisotope ratios, surface gamma scanning, borehole measurements, and higher NORM concentrations in local geology.
5DS-00018	50475	Th-232	3.28	0.0173	3.1	1.00 - 2.50	No HSA findings or aerial photo features.	Gamma scanning indicated a potential gamma radiation anomaly - PGRAY 10T which was identified as NORM.	No outcrops or boulders.	Subsurface sampling contained trace sandstone gravel. Refusal encountered on sandstone at 2.5 feet bgs.	Th-232 analysis unnecessary: high NORM concentrations are indicated by radioisotope ratios, surface gamma scanning, borehole measurements, and higher NORM concentrations in local geology.
5DS-00018	50475	Th-234	3.74	0.24	3.19	1.00 - 2.50	No HSA findings or aerial photo features.	Gamma scanning indicated a potential gamma radiation anomaly - PGRAY 10T which was identified as NORM.	No outcrops or boulders.	Subsurface sampling contained trace sandstone gravel. Refusal encountered on sandstone at 2.5 feet bgs.	Th-234 analysis unnecessary: high NORM concentrations are indicated by radioisotope ratios, surface gamma scanning, borehole measurements, and higher NORM concentrations in local geology.
5DS-00018	50475	Tl-208	1.4	0.022	0.937	1.00 - 2.50	No HSA findings or aerial photo features.	Gamma scanning indicated a potential gamma radiation anomaly - PGRAY 10T which was identified as NORM.	No outcrops or boulders.	Subsurface sampling contained trace sandstone gravel. Refusal encountered on sandstone at 2.5 feet bgs.	Tl-208 analysis unnecessary: high NORM concentrations are indicated by radioisotope ratios, surface gamma scanning, borehole measurements, and higher NORM concentrations in local geology.
5DS-00018	50475	U-238	2.07	0.0543	1.8	1.00 - 2.50	No HSA findings or aerial photo features.	Gamma scanning indicated a potential gamma radiation anomaly - PGRAY 10T which was identified as NORM.	No outcrops or boulders.	Subsurface sampling contained trace sandstone gravel. Refusal encountered on sandstone at 2.5 feet bgs.	U-238 analysis unnecessary: high NORM concentrations are indicated by radioisotope ratios, surface gamma scanning, borehole measurements, and higher NORM concentrations in local geology.

Table 5
Naturally Occurring Radioactive Material Exceedances
Subarea 5D, Round 1

Sample Location	Sample ID	Analyte Name	Activity	MDC	RTL	Sample Depth (ft bgs)	HSA Findings/Aerial Photograph Features	Gamma Results	Rock Outcrops/Boulders present?	Boring log	Justification
5DS-00019	50476	Bi-214	1.85	0.0437	1.59	0.00 - 0.50	No HSA findings or aerial photo features.	Gamma scanning indicated a potential gamma radiation anomaly - PGRAY 8T which was identified as NORM.	No outcrops or boulders.	Surface sample indicates 5 percent siltstone and sandstone gravel. Subsurface sampling encountered refusal on sandstone at 3.2 feet bgs.	Bi-214 analysis unnecessary: high NORM concentrations are indicated by radioisotope ratios, surface gamma scanning, borehole measurements, and higher NORM concentrations in local geology.
5DS-00019	50476	Pb-212	3.08	0.0541	2.69	0.00 - 0.50	No HSA findings or aerial photo features.	Gamma scanning indicated a potential gamma radiation anomaly - PGRAY 8T which was identified as NORM.	No outcrops or boulders.	Surface sample indicates 5 percent siltstone and sandstone gravel. Subsurface sampling encountered refusal on sandstone at 3.2 feet bgs.	Pb-212 analysis unnecessary: high NORM concentrations are indicated by radioisotope ratios, surface gamma scanning, borehole measurements, and higher NORM concentrations in local geology.
5DS-00019	50476	Pb-214	2.21	0.0495	1.7	0.00 - 0.50	No HSA findings or aerial photo features.	Gamma scanning indicated a potential gamma radiation anomaly - PGRAY 8T which was identified as NORM.	No outcrops or boulders.	Surface sample indicates 5 percent siltstone and sandstone gravel. Subsurface sampling encountered refusal on sandstone at 3.2 feet bgs.	Pb-214 analysis unnecessary: high NORM concentrations are indicated by radioisotope ratios, surface gamma scanning, borehole measurements, and higher NORM concentrations in local geology.
5DS-00019	50477	Bi-212	2.19	0.197	2.15	1.00 - 3.17	No HSA findings or aerial photo features.	Gamma scanning indicated a potential gamma radiation anomaly - PGRAY 8T which was identified as NORM.	No outcrops or boulders.	Subsurface sampling contained silty sand and encountered refusal on sandstone at 3.2 feet bgs.	Bi-212 analysis unnecessary: high NORM concentrations are indicated by radioisotope ratios, surface gamma scanning, borehole measurements, and higher NORM concentrations in local geology.
5DS-00019	50477	Bi-214	2.36	0.0434	1.59	1.00 - 3.17	No HSA findings or aerial photo features.	Gamma scanning indicated a potential gamma radiation anomaly - PGRAY 8T which was identified as NORM.	No outcrops or boulders.	Subsurface sampling contained silty sand and encountered refusal on sandstone at 3.2 feet bgs.	Bi-214 analysis unnecessary: high NORM concentrations are indicated by radioisotope ratios, surface gamma scanning, borehole measurements, and higher NORM concentrations in local geology.
5DS-00019	50477	Pb-212	3.6	0.0495	2.69	1.00 - 3.17	No HSA findings or aerial photo features.	Gamma scanning indicated a potential gamma radiation anomaly - PGRAY 8T which was identified as NORM.	No outcrops or boulders.	Subsurface sampling contained silty sand and encountered refusal on sandstone at 3.2 feet bgs.	Pb-212 analysis unnecessary: high NORM concentrations are indicated by radioisotope ratios, surface gamma scanning, borehole measurements, and higher NORM concentrations in local geology.
5DS-00019	50477	Pb-214	2.62	0.0494	1.7	1.00 - 3.17	No HSA findings or aerial photo features.	Gamma scanning indicated a potential gamma radiation anomaly - PGRAY 8T which was identified as NORM.	No outcrops or boulders.	Subsurface sampling contained silty sand and encountered refusal on sandstone at 3.2 feet bgs.	Pb-214 analysis unnecessary: high NORM concentrations are indicated by radioisotope ratios, surface gamma scanning, borehole measurements, and higher NORM concentrations in local geology.
5DS-00019	50477	Th-234	4.35	0.408	3.19	1.00 - 3.17	No HSA findings or aerial photo features.	Gamma scanning indicated a potential gamma radiation anomaly - PGRAY 8T which was identified as NORM.	No outcrops or boulders.	Subsurface sampling contained silty sand and encountered refusal on sandstone at 3.2 feet bgs.	Th-234 analysis unnecessary: high NORM concentrations are indicated by radioisotope ratios, surface gamma scanning, borehole measurements, and higher NORM concentrations in local geology.

Table 5
Naturally Occurring Radioactive Material Exceedances
Subarea 5D, Round 1

Sample Location	Sample ID	Analyte Name	Activity	MDC	RTL	Sample Depth (ft bgs)	HSA Findings/Aerial Photograph Features	Gamma Results	Rock Outcrops/Boulders present?	Boring log	Justification
5DS-00019	50477	Tl-208	1.14	0.0244	0.937	1.00 - 3.17	No HSA findings or aerial photo features.	Gamma scanning indicated a potential gamma radiation anomaly - PGRAY 8T which was identified as NORM.	No outcrops or boulders.	Subsurface sampling contained silty sand and encountered refusal on sandstone at 3.2 feet bgs.	Tl-208 analysis unnecessary: high NORM concentrations are indicated by radioisotope ratios, surface gamma scanning, borehole measurements, and higher NORM concentrations in local geology.
5DS-00019	50477	U-238	2.22 J	0.0189	1.8	1.00 - 3.17	No HSA findings or aerial photo features.	Gamma scanning indicated a potential gamma radiation anomaly - PGRAY 8T which was identified as NORM.	No outcrops or boulders.	Subsurface sampling contained silty sand and encountered refusal on sandstone at 3.2 feet bgs.	U-238 analysis unnecessary: high NORM concentrations are indicated by radioisotope ratios, surface gamma scanning, borehole measurements, and higher NORM concentrations in local geology.
5DS-00020	50478	Bi-214	2.04	0.0385	1.59	0.00 - 0.50	No HSA findings or aerial photo features.	Gamma scanning indicated a potential gamma radiation anomaly - PGRAY 6T which was identified as NORM.	No outcrops or boulders. Shallow bedrock was encountered during subsurface sampling activities at 1.0 feet bgs.	Surface sample indicates 10 percent siltstone and sandstone gravel. Subsurface sampling encountered refusal on sandstone at 1.0 feet bgs.	Bi-214 analysis unnecessary: high NORM concentrations are indicated by radioisotope ratios, surface gamma scanning, borehole measurements, and higher NORM concentrations in local geology.
5DS-00020	50478	Pb-212	3.14	0.0474	2.69	0.00 - 0.50	No HSA findings or aerial photo features.	Gamma scanning indicated a potential gamma radiation anomaly - PGRAY 6T which was identified as NORM.	No outcrops or boulders. Shallow bedrock was encountered during subsurface sampling activities at 1.0 feet bgs.	Surface sample indicates 10 percent siltstone and sandstone gravel. Subsurface sampling encountered refusal on sandstone at 1.0 feet bgs.	Pb-212 analysis unnecessary: high NORM concentrations are indicated by radioisotope ratios, surface gamma scanning, borehole measurements, and higher NORM concentrations in local geology.
5DS-00020	50478	Pb-214	2.26	0.0438	1.7	0.00 - 0.50	No HSA findings or aerial photo features.	Gamma scanning indicated a potential gamma radiation anomaly - PGRAY 6T which was identified as NORM.	No outcrops or boulders. Shallow bedrock was encountered during subsurface sampling activities at 1.0 feet bgs.	Surface sample indicates 10 percent siltstone and sandstone gravel. Subsurface sampling encountered refusal on sandstone at 1.0 feet bgs.	Pb-214 analysis unnecessary: high NORM concentrations are indicated by radioisotope ratios, surface gamma scanning, borehole measurements, and higher NORM concentrations in local geology.
5DS-00020	50478	Tl-208	0.95	0.0229	0.937	0.00 - 0.50	No HSA findings or aerial photo features.	Gamma scanning indicated a potential gamma radiation anomaly - PGRAY 6T which was identified as NORM.	No outcrops or boulders. Shallow bedrock was encountered during subsurface sampling activities at 1.0 feet bgs.	Surface sample indicates 10 percent siltstone and sandstone gravel. Subsurface sampling encountered refusal on sandstone at 1.0 feet bgs.	Tl-208 analysis unnecessary: high NORM concentrations are indicated by radioisotope ratios, surface gamma scanning, borehole measurements, and higher NORM concentrations in local geology.
5DS-00021	50480	Bi-214	1.61	0.0311	1.59	0.00 - 0.50	No HSA findings or aerial photo features.	Gamma scanning indicated a potential gamma radiation anomaly - PGRAY 5T which was identified as NORM.	No outcrops or boulders.	Surface sample indicates 5 percent siltstone and sandstone gravel. Subsurface sampling encountered refusal on sandstone at 3.0 feet bgs.	Bi-214 analysis unnecessary: high NORM concentrations are indicated by radioisotope ratios, surface gamma scanning, borehole measurements, and higher NORM concentrations in local geology.

Table 5
Naturally Occurring Radioactive Material Exceedances
Subarea 5D, Round 1

Sample Location	Sample ID	Analyte Name	Activity	MDC	RTL	Sample Depth (ft bgs)	HSA Findings/Aerial Photograph Features	Gamma Results	Rock Outcrops/Boulders present?	Boring log	Justification
5DS-00021	50480	Pb-214	1.79	0.0352	1.7	0.00 - 0.50	No HSA findings or aerial photo features.	Gamma scanning indicated a potential gamma radiation anomaly - PGRAY 5T which was identified as NORM.	No outcrops or boulders.	Surface sample indicates 5 percent siltstone and sandstone gravel. Subsurface sampling encountered refusal on sandstone at 3.0 feet bgs.	Pb-214 analysis unnecessary: high NORM concentrations are indicated by radioisotope ratios, surface gamma scanning, borehole measurements, and higher NORM concentrations in local geology.
5DS-00022	50482	Bi-214	1.96	0.0285	1.59	0.00 - 0.50	No HSA findings or aerial photo features.	Gamma scanning indicated a potential gamma radiation anomaly - PGRAY 4T which was identified as NORM.	No outcrops or boulders.	Surface sample indicates 5 percent siltstone gravel. Subsurface sampling encountered refusal on sandstone at 5.3 feet bgs.	Bi-214 analysis unnecessary: high NORM concentrations are indicated by radioisotope ratios, surface gamma scanning, borehole measurements, and higher NORM concentrations in local geology.
5DS-00022	50482	Pb-212	2.93	0.0364	2.69	0.00 - 0.50	No HSA findings or aerial photo features.	Gamma scanning indicated a potential gamma radiation anomaly - PGRAY 4T which was identified as NORM.	No outcrops or boulders.	Surface sample indicates 5 percent siltstone gravel. Subsurface sampling encountered refusal on sandstone at 5.3 feet bgs.	Pb-212 analysis unnecessary: high NORM concentrations are indicated by radioisotope ratios, surface gamma scanning, borehole measurements, and higher NORM concentrations in local geology.
5DS-00022	50482	Pb-214	2.29	0.0338	1.7	0.00 - 0.50	No HSA findings or aerial photo features.	Gamma scanning indicated a potential gamma radiation anomaly - PGRAY 4T which was identified as NORM.	No outcrops or boulders.	Surface sample indicates 5 percent siltstone gravel. Subsurface sampling encountered refusal on sandstone at 5.3 feet bgs.	Pb-214 analysis unnecessary: high NORM concentrations are indicated by radioisotope ratios, surface gamma scanning, borehole measurements, and higher NORM concentrations in local geology.
5DS-00022	50483	Bi-214	1.71	0.0337	1.59	1.00 - 5.00	No HSA findings or aerial photo features.	Gamma scanning indicated a potential gamma radiation anomaly - PGRAY 4T which was identified as NORM.	No outcrops or boulders.	Subsurface sampling contained trace sandstone and refusal was encountered on sandstone at 5.3 feet bgs.	Bi-214 analysis unnecessary: high NORM concentrations are indicated by radioisotope ratios, surface gamma scanning, borehole measurements, and higher NORM concentrations in local geology.
5DS-00022	50483	Pb-214	2.03	0.0407	1.7	1.00 - 5.00	No HSA findings or aerial photo features.	Gamma scanning indicated a potential gamma radiation anomaly - PGRAY 4T which was identified as NORM.	No outcrops or boulders.	Subsurface sampling contained trace sandstone and refusal was encountered on sandstone at 5.3 feet bgs.	Pb-214 analysis unnecessary: high NORM concentrations are indicated by radioisotope ratios, surface gamma scanning, borehole measurements, and higher NORM concentrations in local geology.
5DS-00022	50483	U-238	1.94	0.0802	1.8	1.00 - 5.00	No HSA findings or aerial photo features.	Gamma scanning indicated a potential gamma radiation anomaly - PGRAY 4T which was identified as NORM.	No outcrops or boulders.	Subsurface sampling contained trace sandstone and refusal was encountered on sandstone at 5.3 feet bgs.	U-238 analysis unnecessary: high NORM concentrations are indicated by radioisotope ratios, surface gamma scanning, borehole measurements, and higher NORM concentrations in local geology.

Table 5
Naturally Occurring Radioactive Material Exceedances
Subarea 5D, Round 1

Sample Location	Sample ID	Analyte Name	Activity	MDC	RTL	Sample Depth (ft bgs)	HSA Findings/Aerial Photograph Features	Gamma Results	Rock Outcrops/Boulders present?	Boring log	Justification
5DS-00023	50484	Bi-214	1.75	0.0309	1.59	0.00 - 0.50	No HSA findings or aerial photo features.	Gamma scanning indicated a potential gamma radiation anomaly - PGRAY 3T which was identified as NORM.	No outcrops or boulders. Shallow bedrock was encountered during subsurface sampling activities at 1.25 feet bgs.	Surface sample indicates 15 percent siltstone gravel. Subsurface sampling encountered refusal on sandstone at 1.25 feet bgs.	Bi-214 analysis unnecessary: high NORM concentrations are indicated by radioisotope ratios, surface gamma scanning, borehole measurements, and higher NORM concentrations in local geology.
5DS-00023	50484	Pb-212	2.92	0.0427	2.69	0.00 - 0.50	No HSA findings or aerial photo features.	Gamma scanning indicated a potential gamma radiation anomaly - PGRAY 3T which was identified as NORM.	No outcrops or boulders. Shallow bedrock was encountered during subsurface sampling activities at 1.25 feet bgs.	Surface sample indicates 15 percent siltstone gravel. Subsurface sampling encountered refusal on sandstone at 1.25 feet bgs.	Pb-212 analysis unnecessary: high NORM concentrations are indicated by radioisotope ratios, surface gamma scanning, borehole measurements, and higher NORM concentrations in local geology.
5DS-00023	50484	Pb-214	1.89	0.0387	1.7	0.00 - 0.50	No HSA findings or aerial photo features.	Gamma scanning indicated a potential gamma radiation anomaly - PGRAY 3T which was identified as NORM.	No outcrops or boulders. Shallow bedrock was encountered during subsurface sampling activities at 1.25 feet bgs.	Surface sample indicates 15 percent siltstone gravel. Subsurface sampling encountered refusal on sandstone at 1.25 feet bgs.	Pb-214 analysis unnecessary: high NORM concentrations are indicated by radioisotope ratios, surface gamma scanning, borehole measurements, and higher NORM concentrations in local geology.
5DS-00024	50486	Bi-212	2.45	0.164	2.15	0.00 - 0.50	No HSA findings or aerial photo features.	Gamma scanning indicated a potential gamma radiation anomaly - PGRAY 3T which was identified as NORM.	No outcrops or boulders. Shallow bedrock was encountered during sampling subsurface sampling activities at 1.3 feet bgs.	Surface sample indicates 20 percent siltstone gravel. Subsurface sampling encountered refusal on sandstone at 1.3 feet bgs.	Bi-212 analysis unnecessary: high NORM concentrations are indicated by radioisotope ratios, surface gamma scanning, borehole measurements, and higher NORM concentrations in local geology.
5DS-00024	50486	Bi-214	2.38	0.0353	1.59	0.00 - 0.50	No HSA findings or aerial photo features.	Gamma scanning indicated a potential gamma radiation anomaly - PGRAY 3T which was identified as NORM.	No outcrops or boulders. Shallow bedrock was encountered during subsurface sampling activities at 1.3 feet bgs.	Surface sample indicates 20 percent siltstone gravel. Subsurface sampling encountered refusal on sandstone at 1.3 feet bgs.	Bi-214 analysis unnecessary: high NORM concentrations are indicated by radioisotope ratios, surface gamma scanning, borehole measurements, and higher NORM concentrations in local geology.
5DS-00024	50486	Pb-212	3.62	0.0359	2.69	0.00 - 0.50	No HSA findings or aerial photo features.	Gamma scanning indicated a potential gamma radiation anomaly - PGRAY 3T which was identified as NORM.	No outcrops or boulders. Shallow bedrock was encountered during subsurface sampling activities at 1.3 feet bgs.	Surface sample indicates 20 percent siltstone gravel. Subsurface sampling encountered refusal on sandstone at 1.3 feet bgs.	Pb-212 analysis unnecessary: high NORM concentrations are indicated by radioisotope ratios, surface gamma scanning, borehole measurements, and higher NORM concentrations in local geology.
5DS-00024	50486	Pb-214	2.53	0.0358	1.7	0.00 - 0.50	No HSA findings or aerial photo features.	Gamma scanning indicated a potential gamma radiation anomaly - PGRAY 3T which was identified as NORM.	No outcrops or boulders. Shallow bedrock was encountered during sampling subsurface sampling activities at 1.3 feet bgs.	Surface sample indicates 20 percent siltstone gravel. Subsurface sampling encountered refusal on sandstone at 1.3 feet bgs.	Pb-214 analysis unnecessary: high NORM concentrations are indicated by radioisotope ratios, surface gamma scanning, borehole measurements, and higher NORM concentrations in local geology.

Table 5
Naturally Occurring Radioactive Material Exceedances
Subarea 5D, Round 1

Sample Location	Sample ID	Analyte Name	Activity	MDC	RTL	Sample Depth (ft bgs)	HSA Findings/Aerial Photograph Features	Gamma Results	Rock Outcrops/Boulders present?	Boring log	Justification
5DS-00024	50486	Th-234	3.25 J	0.244	3.19	0.00 - 0.50	No HSA findings or aerial photo features.	Gamma scanning indicated a potential gamma radiation anomaly - PGRAY 3T which was identified as NORM.	No outcrops or boulders. Shallow bedrock was encountered during sampling subsurface sampling activities at 1.3 feet bgs.	Surface sample indicates 20 percent siltstone gravel. Subsurface sampling encountered refusal on sandstone at 1.3 feet bgs.	Th-234 analysis unnecessary: high NORM concentrations are indicated by radioisotope ratios, surface gamma scanning, borehole measurements, and higher NORM concentrations in local geology.
5DS-00024	50486	Tl-208	1.18	0.0204	0.937	0.00 - 0.50	No HSA findings or aerial photo features.	Gamma scanning indicated a potential gamma radiation anomaly - PGRAY 3T which was identified as NORM.	No outcrops or boulders. Shallow bedrock was encountered during subsurface sampling activities at 1.3 feet bgs.	Surface sample indicates 20 percent siltstone gravel. Subsurface sampling encountered refusal on sandstone at 1.3 feet bgs.	Tl-208 analysis unnecessary: high NORM concentrations are indicated by radioisotope ratios, surface gamma scanning, borehole measurements, and higher NORM concentrations in local geology.
5DS-00025	50488	Bi-212	2.6	0.172	2.15	0.00 - 0.50	No HSA findings or aerial photo features.	Gamma scanning indicated a potential gamma radiation anomaly - PGRAY 1T which was identified as NORM.	No outcrops or boulders. Shallow bedrock was encountered during sampling subsurface sampling activities at 1.0 feet bgs.	Surface sample indicates 20 percent siltstone gravel. Subsurface sampling encountered refusal on sandstone at 1.0 feet bgs.	Bi-212 analysis unnecessary: high NORM concentrations are indicated by radioisotope ratios, surface gamma scanning, borehole measurements, and higher NORM concentrations in local geology.
5DS-00025	50488	Bi-214	2.52	0.0366	1.59	0.00 - 0.50	No HSA findings or aerial photo features.	Gamma scanning indicated a potential gamma radiation anomaly - PGRAY 1T which was identified as NORM.	No outcrops or boulders. Shallow bedrock was encountered during sampling subsurface sampling activities at 1.0 feet bgs.	Surface sample indicates 20 percent siltstone gravel. Subsurface sampling encountered refusal on sandstone at 1.0 feet bgs.	Bi-214 analysis unnecessary: high NORM concentrations are indicated by radioisotope ratios, surface gamma scanning, borehole measurements, and higher NORM concentrations in local geology.
5DS-00025	50488	Pb-212	4.56	0.0452	2.69	0.00 - 0.50	No HSA findings or aerial photo features.	Gamma scanning indicated a potential gamma radiation anomaly - PGRAY 1T which was identified as NORM.	No outcrops or boulders. Shallow bedrock was encountered during subsurface sampling activities at 1.0 feet bgs.	Surface sample indicates 20 percent siltstone gravel. Subsurface sampling encountered refusal on sandstone at 1.0 feet bgs.	Pb-212 analysis unnecessary: high NORM concentrations are indicated by radioisotope ratios, surface gamma scanning, borehole measurements, and higher NORM concentrations in local geology.
5DS-00025	50488	Pb-214	2.88	0.0422	1.7	0.00 - 0.50	No HSA findings or aerial photo features.	Gamma scanning indicated a potential gamma radiation anomaly - PGRAY 1T which was identified as NORM.	No outcrops or boulders. Shallow bedrock was encountered during sampling subsurface sampling activities at 1.0 feet bgs.	Surface sample indicates 20 percent siltstone gravel. Subsurface sampling encountered refusal on sandstone at 1.0 feet bgs.	Pb-214 analysis unnecessary: high NORM concentrations are indicated by radioisotope ratios, surface gamma scanning, borehole measurements, and higher NORM concentrations in local geology.
5DS-00025	50488	Th-234	4.34 J	0.39	3.19	0.00 - 0.50	No HSA findings or aerial photo features.	Gamma scanning indicated a potential gamma radiation anomaly - PGRAY 1T which was identified as NORM.	No outcrops or boulders. Shallow bedrock was encountered during sampling subsurface sampling activities at 1.0 feet bgs.	Surface sample indicates 20 percent siltstone gravel. Subsurface sampling encountered refusal on sandstone at 1.0 feet bgs.	Th-234 analysis unnecessary: high NORM concentrations are indicated by radioisotope ratios, surface gamma scanning, borehole measurements, and higher NORM concentrations in local geology.

Table 5
Naturally Occurring Radioactive Material Exceedances
Subarea 5D, Round 1

Sample Location	Sample ID	Analyte Name	Activity	MDC	RTL	Sample Depth (ft bgs)	HSA Findings/Aerial Photograph Features	Gamma Results	Rock Outcrops/Boulders present?	Boring log	Justification
5DS-00025	50488	Tl-208	1.43	0.0218	0.937	0.00 - 0.50	No HSA findings or aerial photo features.	Gamma scanning indicated a potential gamma radiation anomaly - PGRAY 1T which was identified as NORM.	No outcrops or boulders. Shallow bedrock was encountered during subsurface sampling activities at 1.0 feet bgs.	Surface sample indicates 20 percent siltstone gravel. Subsurface sampling encountered refusal on sandstone at 1.0 feet bgs.	Tl-208 analysis unnecessary: high NORM concentrations are indicated by radioisotope ratios, surface gamma scanning, borehole measurements, and higher NORM concentrations in local geology.
5DS-00025	50488	U-238	1.82	0.0155	1.8	0.00 - 0.50	No HSA findings or aerial photo features.	Gamma scanning indicated a potential gamma radiation anomaly - PGRAY 1T which was identified as NORM.	No outcrops or boulders. Shallow bedrock was encountered during subsurface sampling activities at 1.0 feet bgs.	Surface sample indicates 20 percent siltstone gravel. Subsurface sampling encountered refusal on sandstone at 1.0 feet bgs.	U-238 analysis unnecessary: high NORM concentrations are indicated by radioisotope ratios, surface gamma scanning, borehole measurements, and higher NORM concentrations in local geology.

Notes:

Refer to Table 2.1 of the Final Field Sampling Plan for Soil Sampling (HGL, 2012a) for a definition of radionuclide symbols.

No historical radiological data is available for these locations.

Reporting units in picocuries per gram.

bgs - below ground surface

ft - feet

GRAY - gamma radiation anomaly

HSA - Historical Site Assessment

ID - identification

J - The analyte was detected at the reported concentration; the quantitation is an estimate.

MDC - minimum detection concentration

PGRAY - potential gamma radiation anomaly

RAD - radiological

RMHF- Radioactive Material Handling Facility

RTL - radiological trigger level

FIGURES

This page was intentionally left blank.

Figure 1
Round 1 Sample Locations
Subarea 5D, Round 1
Santa Susana Field Laboratory

U.S. EPA Region 9



Legend

- Exceed RTLs
- Round 1 Sample Location**
 - Drainage
 - Subsurface
 - Surface Subsurface
- Subareas
- Figure Inset

Note:
RTL - Radiological trigger level

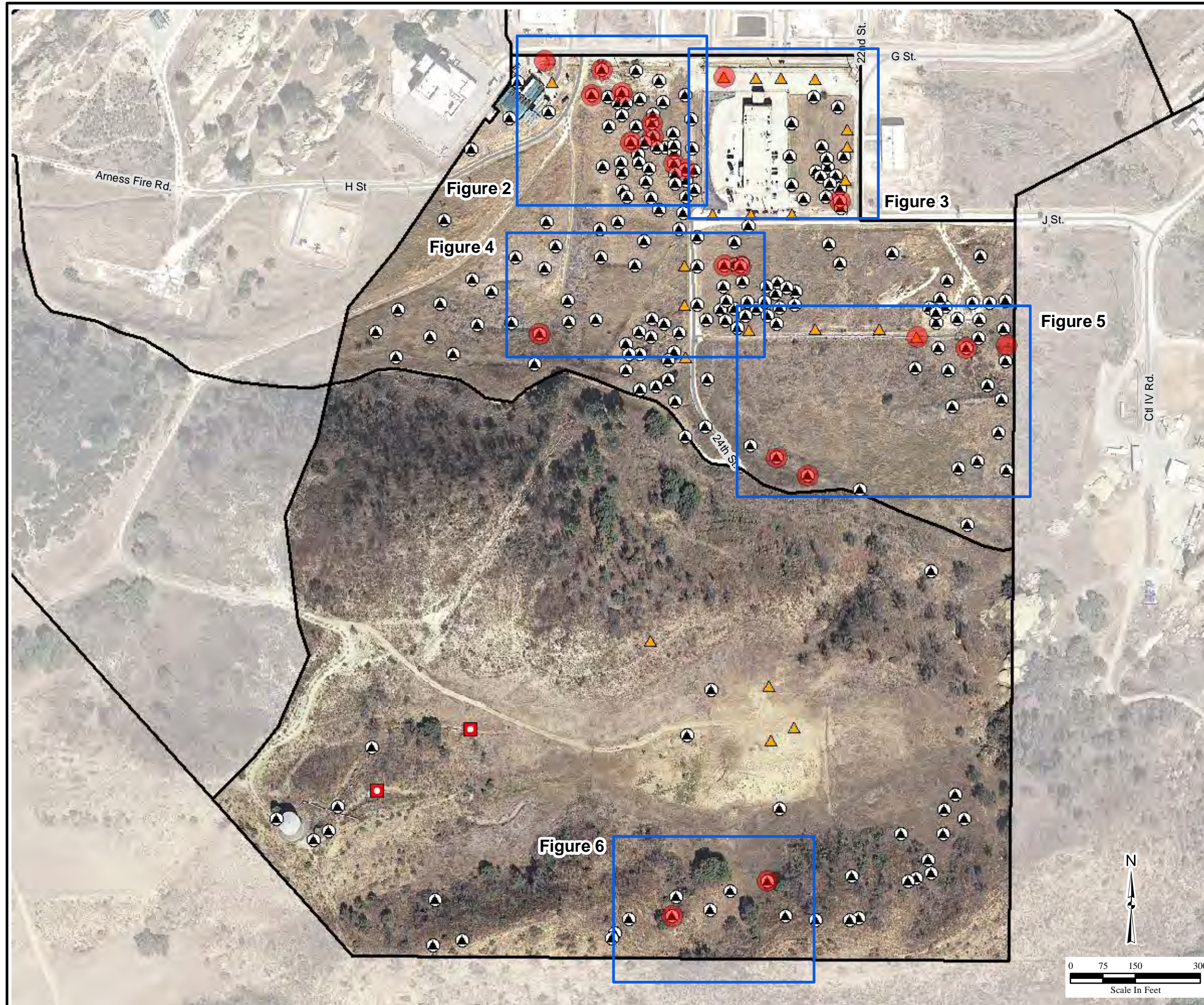


Figure 2
Hot Lab (former Building 4020)
Subarea 5D, Round 1
Santa Susana Field Laboratory

U.S. EPA Region 9




Legend

- Exceed RTLs
- Round 1 Sample Location**
- Drainage
- ▲ Drainage Subsurface
- ▲ Subsurface
- ▲ Surface Subsurface
- Geophysical Anomalies**
- Magnetometer
- Terrain Conductivity
- Magnetometer
- Terrain Conductivity
- Magnetometer Anomaly Area
- Likely Remediation Zones**
- Chemical
- Decontamination and Decommissioning
- Demolished Building
- Subareas

145 Location ID

Gamma Total Count (counts per second)



Notes:
RTL - Radiological trigger level
ft - Feet
ID - Identification
All units reported in picocuries per gram

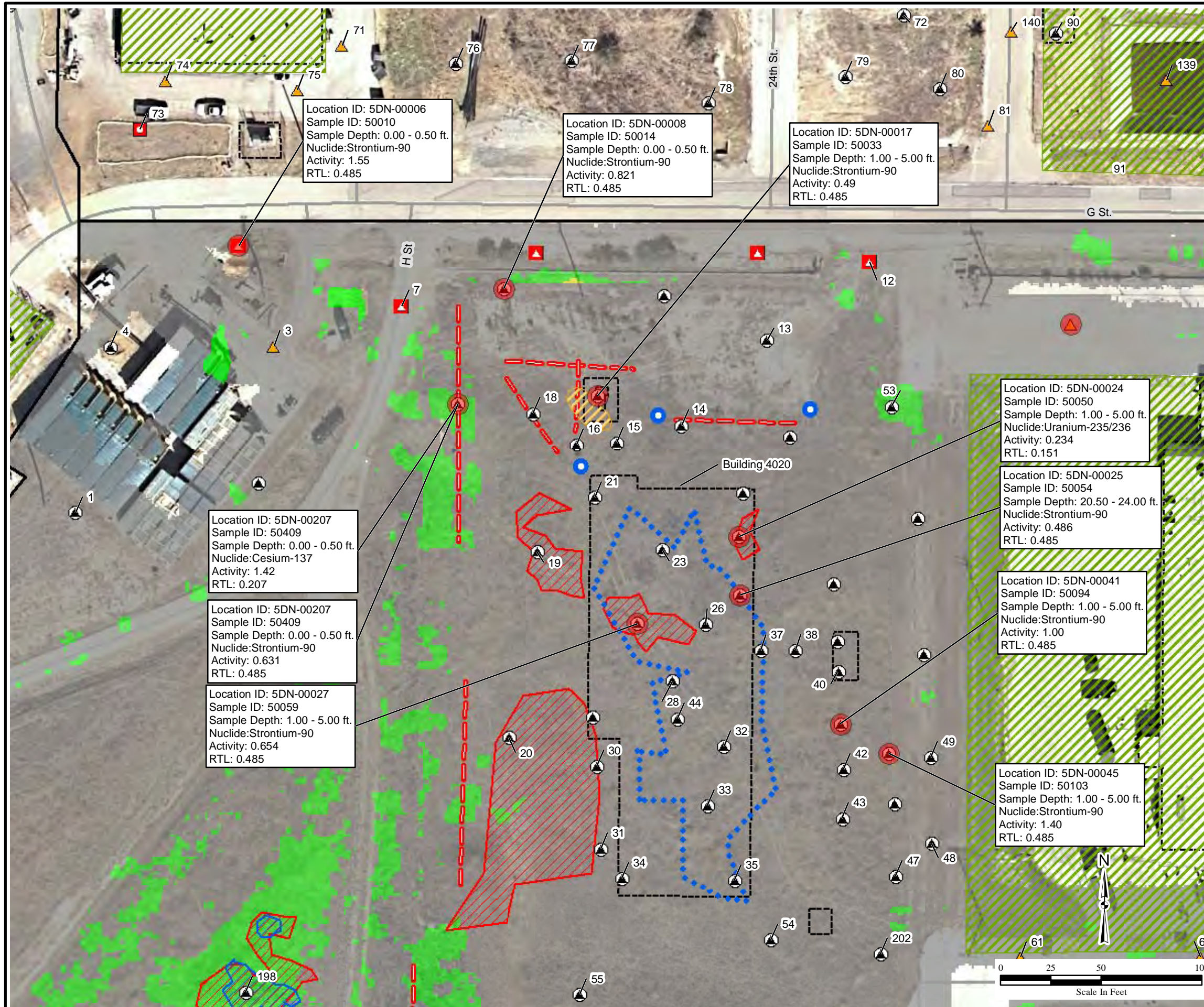



Figure 3
Building 4055 Area
Subarea 5D, Round 1
Santa Susana Field Laboratory

U.S. EPA Region 9

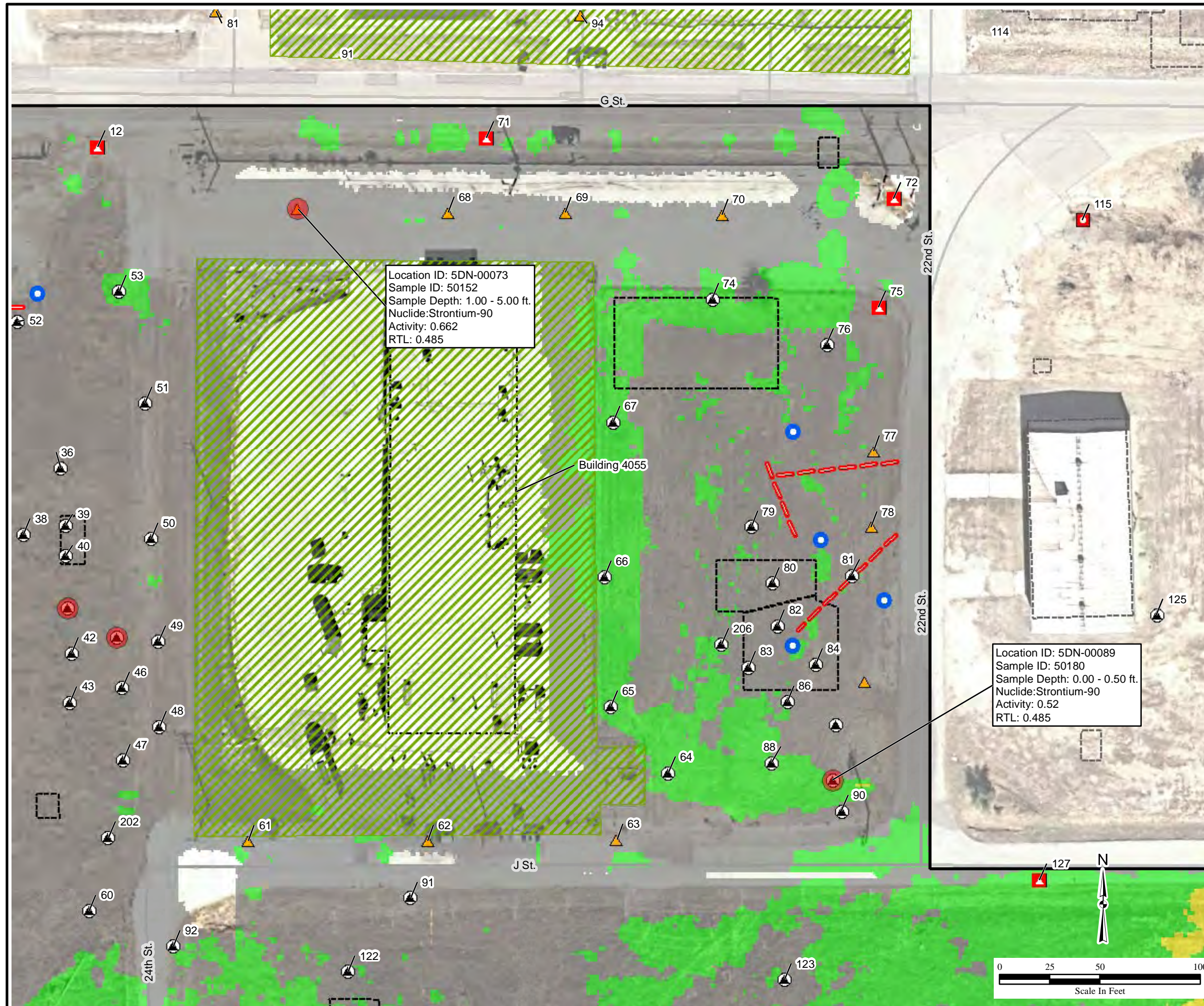


Legend

- Exceed RTLs
- Round 1 Sample Location**
 - Drainage
 - ▲ Drainage Subsurface
 - ▲ Subsurface
 - ▲ Surface Subsurface
- Geophysical Anomalies**
 - Magnetometer
 - — Terrain Conductivity
- Likely Remediation Zones**
 - Decontamination and Decommissioning
 - Demolished Building
 - Subareas
- 145 Location ID
- Gamma Total Count (counts per second)**



Notes:
RTL - Radiological trigger level
ft - Feet
ID - Identification
All units reported in picocuries per gram



Y:\Santa_Susana\EP9038\Soil_Sampling\SubArea5D\Round1_TechMemo\
Fig3_4055Area.mxd
6/5/2012 pbillock
Source:HGL 2010, CIRGIS 2007



Figure 4
Pond Dredge Area and
Former Buildings 4875/4375/4874
Subarea 5D, Round 1
Santa Susana Field Laboratory

U.S. EPA Region 9



Legend

- Exceed RTLs
- Round 1 Sample Location**
- ▲ Drainage Subsurface
- ▲ Subsurface
- ▲ Surface Subsurface
- Geophysical Anomalies**
- Magnetometer
- Terrain Conductivity
- Magnetometer
- Terrain Conductivity
- Magnetometer Anomaly Area
- Likely Remediation Zones**
- Decontamination and Decommissioning
- Demolished Building
- Subareas
- 145 Location ID

Standard Deviations Above the Mean Total Count Rate



Notes:
RTL - Radiological trigger level
ft - Feet
ID - Identification
All units reported in picocuries per gram

Y:\Santa_Susana\EP9038\Soil_Sampling\SubArea5D\Round1_TechMemo\
Fig4_PondDredge_4875.mxd
6/4/2012 pbillock
Source:HGL 2010, CIRGIS 2007

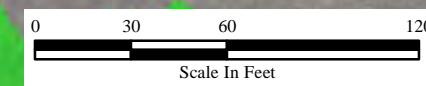
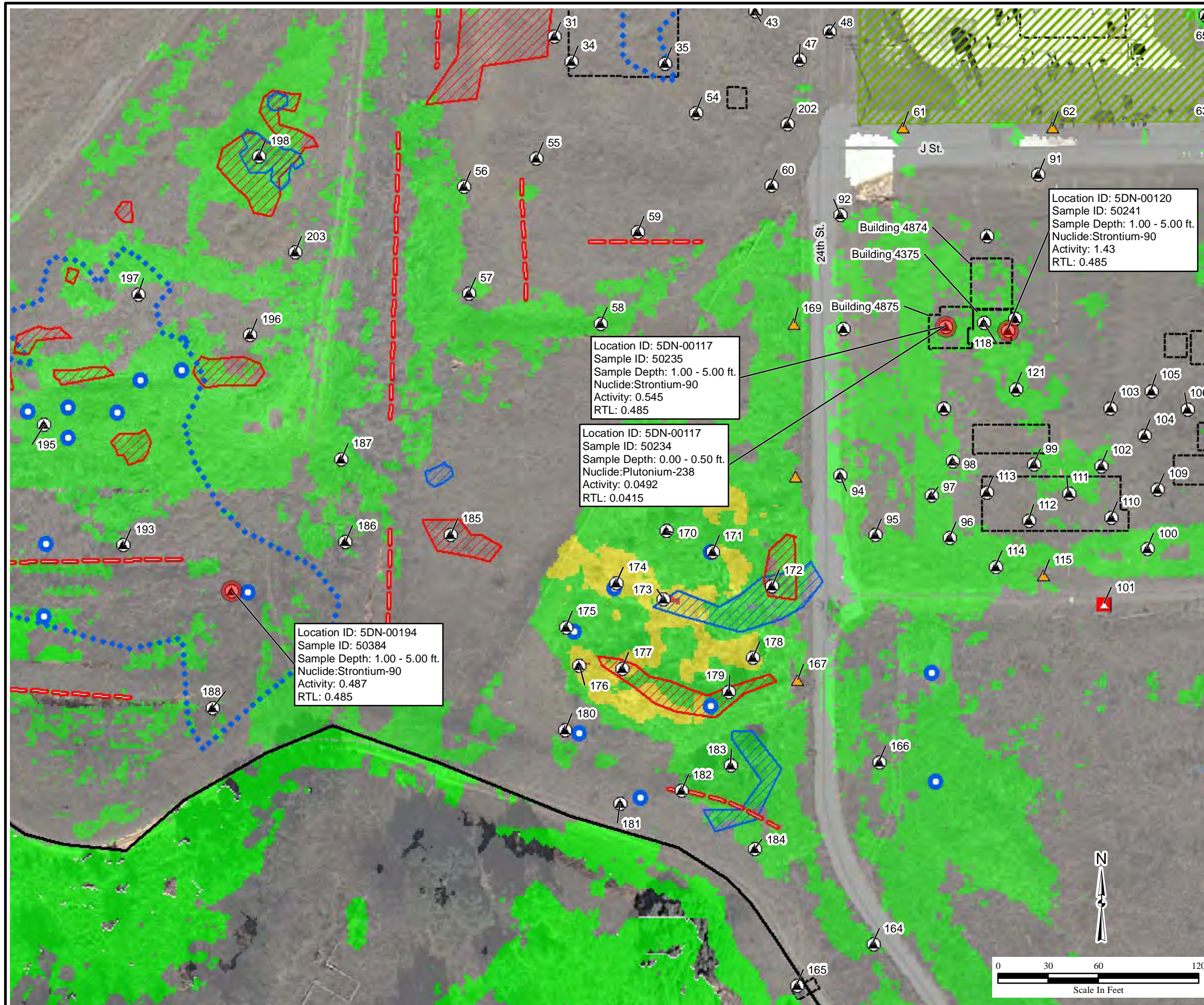


Figure 5
Former Building 4353 Area and
Former Buildings 4173/4865 Ground Scar
Subarea 5D, Round 1
Santa Susana Field Laboratory

U.S. EPA Region 9



Legend

- Exceed RTLs
- Round 1 Sample Location**
- ▲ Drainage Subsurface
- ▲ Subsurface
- ▲ Surface Subsurface
- Geophysical Anomalies**
- Magnetometer
- Terrain Conductivity
- Magnetometer
- Terrain Conductivity
- Demolished Building
- Subareas

145 Location ID

Standard Deviations Above the Mean Total Count Rate



Notes:
RTL - Radiological trigger level
ft - Feet
ID - Identification
All units reported in picocuries per gram

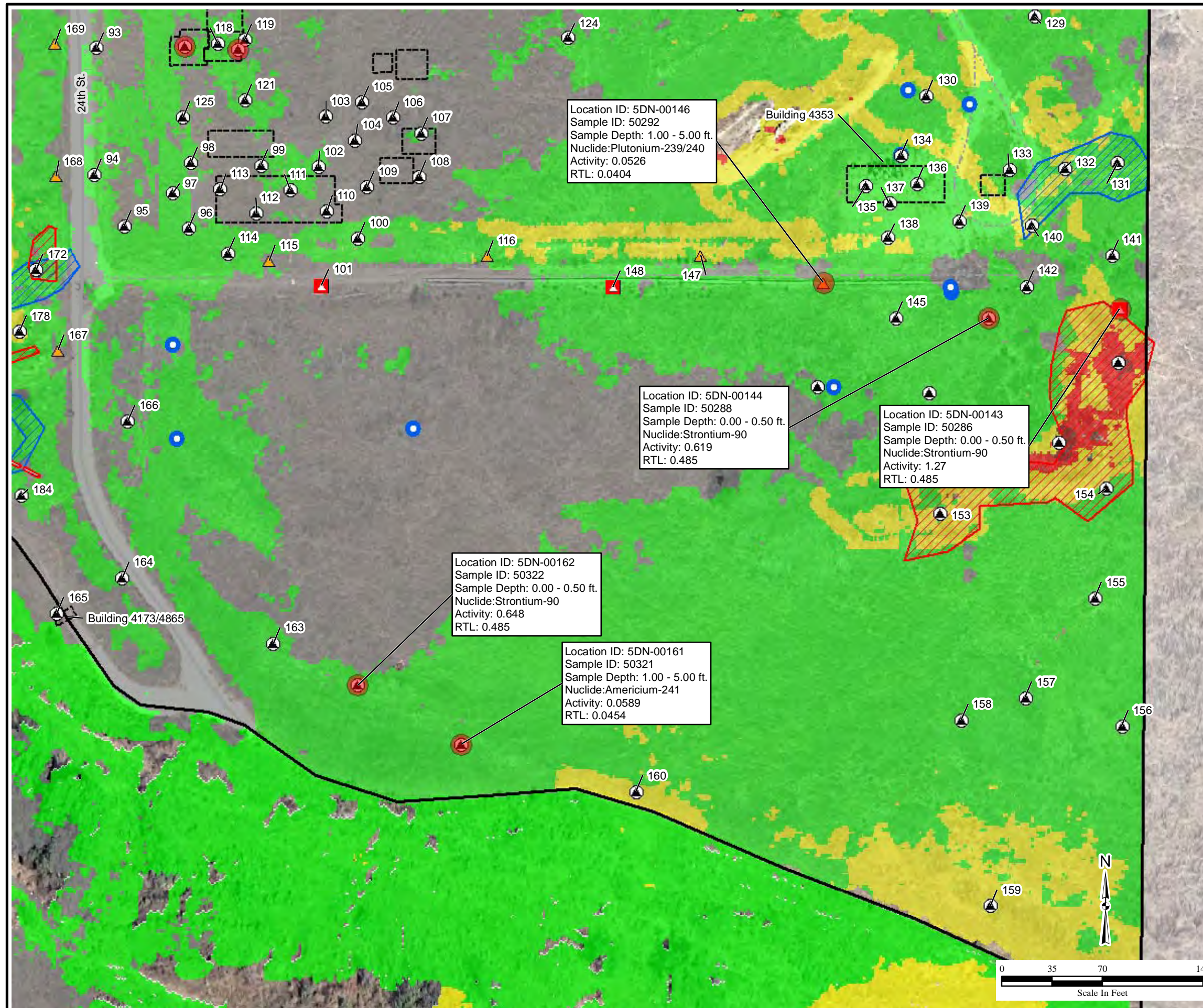


Figure 6
Subarea 5D-South
Subarea 5D, Round 1
Santa Susana Field Laboratory

U.S. EPA Region 9



Legend

● Exceed RTLs

● Round 1 Sample Location

▲ Surface Subsurface

□ Subareas

145 Location ID

Gamma Total Count (counts per second)

12000 15000 18000 21000



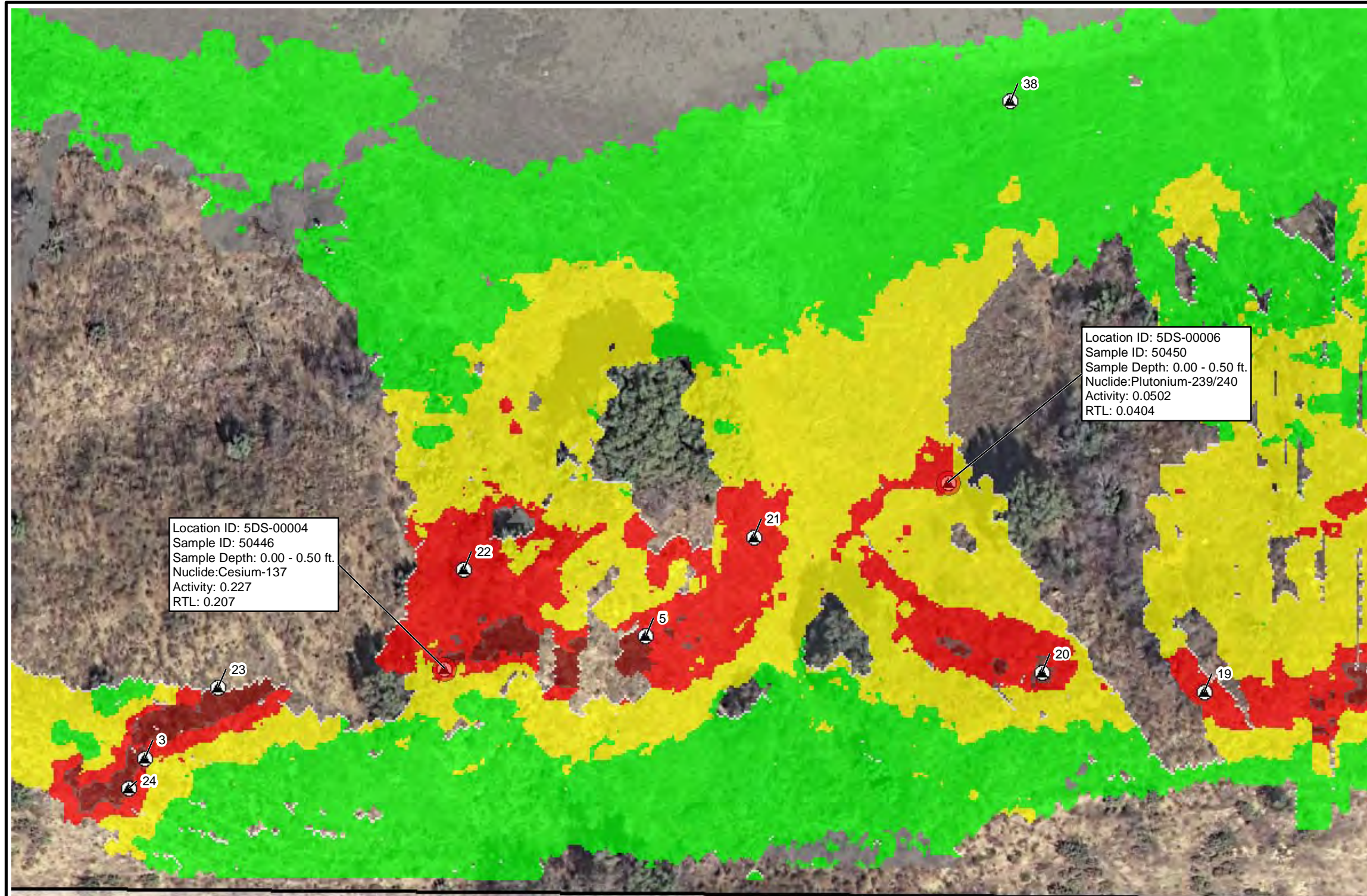
Notes:

RTL - Radiological trigger level

ft - Feet

ID - Identification

All units reported in picocuries per gram



ATTACHMENT 1

This page was intentionally left blank.

LIST OF ATTACHMENT TABLES

Table A.1	Boring Log Summary
Table A.2	Analytical Results Summary
Table A.3	Parent and Field Duplicate Results Summary
Table A.4	Rinsate and Source Comparison Summary

This page was intentionally left blank.

Table A.1
Boring Log Summary
Subarea 5D, Round 1

Sample Location	Surface Collection Interval (ft bgs)	Subsurface Collection Interval (ft bgs)	Soil Description	Total Depth (ft bgs)	Refusal Depth (ft bgs)	Northing ¹	Easting ¹
5DN-00001	0.0-0.5	5.5-6.5	CL/ML/CL	10.0	NA	1906634.926	6345377.018
5DN-00002	0.0-0.5	1.0-5.0	CL	10.0	NA	1906649.495	6345467.864
5DN-00003	NA	1.0-5.0	CL	9.0	9.0	1906717.745	6345475.647
5DN-00004	0.3-0.8	1.0-5.0	SM/ML/CL	10.0	NA	1906717.293	6345394.230
5DN-00005	0.0-0.5	1.0-5.0	CL/ML/CL	10.0	NA	1906563.201	6345287.638
5DN-00006	0.0-0.5	1.0-5.0	CL/SC	9.8	9.8	1906767.485	6345458.116
5DN-00007	0.0-0.5	1.0-5.0	CL/SC	6.0	6.0	1906737.553	6345538.913
5DN-00008	0.0-0.5	1.0-5.0	CL/ML/SM/CL/ML/SP	10.0	NA	1906746.169	6345589.656
5DN-00009	0.0-0.5	1.0-5.0	CL/SC/CL	10.0	NA	1906764.070	6345605.704
5DN-00010	0.0-0.5	1.0-5.0	SW/CL/ML/CL	10.0	NA	1906742.693	6345669.131
5DN-00011	0.0-0.5	1.0-5.0	SC/CL/SC	7.0	7.0	1906764.135	6345715.934
5DN-00012	0.0-0.5	1.0-5.0	CL/SW/CL/SC/CL	10.0	NA	1906759.495	6345771.420
5DN-00013	0.0-0.5	1.0-5.0	SW/CL/ML/CL	10.0	NA	1906720.553	6345720.461
5DN-00014	0.0-0.5	1.0-5.0	ML/CL/ML	10.0	NA	1906678.396	6345678.044
5DN-00015	0.0-0.5	12.0-13.0	CL	13.0	13.0	1906669.711	6345645.588
5DN-00016	0.0-0.5	1.0-5.0	CL/SM	13.0	13.0	1906668.881	6345625.783
5DN-00017	0.0-0.5	1.0-5.0	CL/ML	8.0	8.0	1906693.070	6345636.082
5DN-00018	0.0-0.5	8.5-9.5	ML/CL/ML	9.5	9.5	1906684.441	6345604.180
5DN-00019	0.0-0.5	1.0-5.0	CL/ML	10.0	NA	1906615.524	6345606.108
5DN-00020	0.0-0.5	1.0-4.5	CL/ML/SM	4.5	4.5	1906523.489	6345592.103
5DN-00021	0.0-0.5	1.0-5.0, 16.5-20.5	CL/ML/SP	20.5	20.5	1906642.493	6345634.815

Table A.1
Boring Log Summary
Subarea 5D, Round 1

Sample Location	Surface Collection Interval (ft bgs)	Subsurface Collection Interval (ft bgs)	Soil Description	Total Depth (ft bgs)	Refusal Depth (ft bgs)	Northing ¹	Easting ¹
5DN-00022	0.0-0.5	1.0-5.0, 11.0-15.0	CL/ML/SP	16.0	16.0	1906644.516	6345708.485
5DN-00023	0.0-0.5	1.0-5.0, 17.0-21.0	CL/ML	21.0	21.0	1906616.536	6345668.435
5DN-00024	0.0-0.5	1.0-5.0, 15.0-19.0	CL/ML/SP/SM	20.0	20.0	1906623.241	6345706.469
5DN-00025	0.0-0.5	1.0-5.0, 20.5-24.0	CL/ML/SM/SP	24.0	24.0	1906594.245	6345706.918
5DN-00026	0.0-0.5	1.0-5.0, 13.5-17.5	CL/SM/ML/SP	18.0	18.0	1906579.566	6345689.886
5DN-00027	0.0-0.5	1.0-5.0, 12.0-15.0	CL/SW/SM	15.0	15.0	1906580.050	6345655.934
5DN-00028	0.0-0.5	1.0-5.0, 9.0-12.5	CL/SP	12.5	12.5	1906551.479	6345673.414
5DN-00029	0.0-0.5	1.0-5.0, 5.0-7.5	CL/ML	7.5	7.5	1906533.624	6345633.940
5DN-00030	0.0-0.5	1.0-5.0	CL/SM	5.0	5.0	1906509.348	6345635.883
5DN-00031	0.0-0.5	1.0-5.0	ML/SM	7.5	7.5	1906468.332	6345637.809
5DN-00032	0.0-0.5	1.0-5.0, 6.0-10.0	ML/CL/SP	11.0	11.0	1906518.969	6345698.927
5DN-00033	0.0-0.5	1.0-5.0, 7.5-11.5	CL/ML/SP	12.0	12.0	1906489.731	6345690.708
5DN-00034	0.0-0.5	1.0-5.0, 5.0-7.0	CL/ML/SM	7.0	7.0	1906453.641	6345648.183
5DN-00035	0.0-0.5	1.0-5.0, 6.0-10.0	CL/ML	10.5	10.5	1906452.576	6345704.047
5DN-00036	0.0-0.5	1.0-5.0	CL/ML	10.0	NA	1906599.800	6345753.106
5DN-00037	0.0-0.5	11.5-12.5	CL/ML/SM	12.5	12.5	1906566.635	6345717.150
5DN-00038	0.0-0.5	7.5-11.5	CL/ML/SP	11.5	11.5	1906566.755	6345734.431
5DN-00039	0.0-0.5	1.0-5.0, 8.5-12.5	CL/SP	12.5	12.5	1906571.397	6345755.473
5DN-00040	0.0-0.5	1.0-5.0, 7.5-11.5	CL/SP	11.5	11.5	1906556.233	6345755.516
5DN-00041	0.0-5.0	1.0-5.0	CL/SP	10.0	NA	1906530.264	6345756.843
5DN-00042	0.0-5.0	1.0-5.0	CL/ML/SP/CL	10.0	NA	1906507.749	6345758.446

HGL-Technical Memorandum, Subarea 5D, Round 1 Soil Sample Results, SSFL-Ventura County, California

Table A.1
Boring Log Summary
Subarea 5D, Round 1

Sample Location	Surface Collection Interval (ft bgs)	Subsurface Collection Interval (ft bgs)	Soil Description	Total Depth (ft bgs)	Refusal Depth (ft bgs)	Northing ¹	Easting ¹
5DN-00043	0.0-0.5	1.0-5.0	CL/SP/ML	10.0	NA	1906483.372	6345757.618
5DN-00044	0.0-0.5	1.0-5.0, 7.5 -13.0	CL/SP/ML	13.0	13.0	1906532.841	6345675.851
5DN-00045	0.0-0.5	1.0-5.0	CL/ML/CL	10.0	NA	1906515.717	6345780.922
5DN-00046	0.0-0.5	1.0-5.0	CL/ML/CL	10.0	NA	1906490.646	6345783.817
5DN-00047	0.0-0.5	7.0-11.0	CL/SM	11.0	11.0	1906454.615	6345784.216
5DN-00048	0.0-0.5	8.5-12.5	CL/SM	12.5	12.5	1906471.227	6345802.219
5DN-00049	0.0-0.5	12.5-16.5	CL/ML	16.5	16.5	1906513.689	6345801.815
5DN-00050	0.0-0.5	7.5-11.5	CL/ML	12.5	12.5	1906564.726	6345798.047
5DN-00051	0.0-0.5	10.5-14.5	CL/ML	15.0	15.0	1906632.135	6345794.999
5DN-00052	0.0-0.5	1.0-5.0	CL	10.0	NA	1906672.617	6345731.607
5DN-00053	0.0-0.5	8.5-12.5	CL/ML/CL	12.5	12.5	1906687.845	6345782.246
5DN-00054	0.0-0.5	1.0-5.0	CL	10.0	NA	1906423.030	6345722.226
5DN-00055	0.0-0.5	1.0-5.0	ML/CL/SM	10.0	NA	1906395.925	6345627.318
5DN-00056	0.0-0.5	1.0-5.0	CL/ML/SM	10.0	NA	1906378.885	6345584.022
5DN-00057	0.0-0.5	1.0-5.0	CL	10.0	NA	1906315.359	6345586.945
5DN-00058	0.0-0.5	1.0-5.0	CL	10.0	NA	1906297.635	6345665.513
5DN-00059	0.0-0.5	1.0-5.0	CL	10.0	NA	1906351.886	6345687.562
5DN-00060	0.0-0.5	1.0-5.0	SM/SC/SP	9.2	9.2	1906379.707	6345767.109
5DN-00061	NA	1.0-5.0	CL/ML	10.0	NA	1906414.626	6345846.454
5DN-00062	NA	1.0-5.0	CL/ML	7.5	7.5	1906414.719	6345935.778
5DN-00063	NA	1.0-1.7	SP	1.7	1.7	1906415.263	6346030.094

HGL-Technical Memorandum, Subarea 5D, Round 1 Soil Sample Results, SSFL-Ventura County, California

Table A.1
Boring Log Summary
Subarea 5D, Round 1

Sample Location	Surface Collection Interval (ft bgs)	Subsurface Collection Interval (ft bgs)	Soil Description	Total Depth (ft bgs)	Refusal Depth (ft bgs)	Northing ¹	Easting ¹
5DN-00064	0.0-0.5	1.0-5.0	ML/CL/ML	5.2	5.2	1906448.441	6346055.670
5DN-00065	0.0-0.5	7.0-8.0	ML/CL/ML	8.0	8.0	1906481.339	6346026.885
5DN-00066	0.0-0.5	1.0-5.0	ML/CL/ML	10.0	NA	1906545.776	6346023.715
5DN-00067	0.0-0.5	1.0-5.0	ML/CL	10.0	NA	1906622.898	6346028.091
5DN-00068	NA	1.0-5.0	CL/ML/SC/CL	10.0	NA	1906727.018	6345946.006
5DN-00069	NA	1.0-5.0	ML/CL	10.0	NA	1906726.968	6346004.295
5DN-00070	NA	1.0-5.0	ML/CL	10.0	NA	1906725.868	6346082.375
5DN-00071	0.0-0.5	1.0-5.0	SC/SW/CL	10.0	NA	1906764.003	6345965.010
5DN-00072	0.0-0.5	1.0-5.0	SC/CL	6.0	6.0	1906733.753	6346167.825
5DN-00073	NA	1.0-5.0	CL/SC	10.0	NA	1906728.701	6345871.255
5DN-00074	0.0-0.5	1.0-5.0	ML/CL	10.0	NA	1906683.810	6346077.240
5DN-00075	0.0-0.5	1.0-5.0	CL/ML	10.0	NA	1906679.824	6346160.288
5DN-00076	0.0-0.5	1.0-5.0	CL/ML/CL	10.0	NA	1906661.325	6346134.514
5DN-00077	NA	1.0-5.0	CL/ML/SM	10.0	NA	1906608.329	6346157.917
5DN-00078	NA	1.0-5.0	CL/ML/SM	10.0	NA	1906570.550	6346156.692
5DN-00079	0.0-0.5	1.0-5.0	CL/ML	10.0	NA	1906570.610	6346096.992
5DN-00080	0.0-0.5	1.0-5.0	CL/ML	9.0	9.0	1906542.574	6346107.423
5DN-00081	0.0-0.5	1.0-5.0	ML	10.0	10.0	1906546.540	6346146.849
5DN-00082	0.0-0.5	1.0-5.0	CL	6.0	6.0	1906521.448	6346109.944
5DN-00083	0.0-0.5	1.0-5.0	ML/CL/SC	5.7	5.7	1906501.049	6346095.592
5DN-00084	0.0-0.5	1.0-5.0	ML/SP	6.0	6.0	1906502.327	6346129.104

Table A.1
Boring Log Summary
Subarea 5D, Round 1

Sample Location	Surface Collection Interval (ft bgs)	Subsurface Collection Interval (ft bgs)	Soil Description	Total Depth (ft bgs)	Refusal Depth (ft bgs)	Northing ¹	Easting ¹
5DN-00085	NA	1.0-3.5	ML	3.5	3.5	1906493.966	6346153.428
5DN-00086	0.0-0.5	1.0-5.0	ML/CL/SM/ML	7.5	7.5	1906483.687	6346114.764
5DN-00087	0.0-0.5	1.0-2.5	ML/SM	2.5	2.5	1906472.294	6346138.967
5DN-00088	0.0-0.5	1.0-5.0	ML/CL/SM	5.0	5.0	1906453.461	6346106.893
5DN-00089	0.0-0.5	1.0-5.0	ML/SP	5.0	5.0	1906444.768	6346137.411
5DN-00090	0.0-0.5	NA	CL	0.7	0.7	1906429.391	6346141.836
5DN-00091	0.0-0.5	1.0-5.0	CL/ML	6.0	6.0	1906386.090	6345927.212
5DN-00092	0.0-0.5	1.0-5.0	CL/ML	8.3	8.3	1906362.122	6345809.051
5DN-00093	0.0-0.5	1.0-5.0	CL/SM	10.0	10.0	1906294.847	6345810.337
5DN-00094	0.0-0.5	1.0-5.0	CL/SC	10.0	NA	1906207.090	6345808.857
5DN-00095	0.0-0.5	1.0-5.0	ML/CL/SC/SP	10.0	NA	1906171.279	6345829.510
5DN-00096	0.0-0.5	1.0-5.0	ML/CL/SC/SW	8.0	8.0	1906169.627	6345874.186
5DN-00097	0.0-0.5	1.0-5.0	CL/SM	9.5	9.5	1906194.632	6345863.481
5DN-00098	0.0-0.5	1.0-5.0	CL/SM	8.0	8.0	1906215.288	6345875.820
5DN-00099	0.0-0.5	1.0-5.0	CL/SM	7.0	7.0	1906213.245	6345924.473
5DN-00100	0.0-0.5	1.0-4.0	CL/SM	4.0	4.0	1906162.906	6345992.180
5DN-00101	0.0-0.5	1.0-3.5	CL/SP	3.5	3.5	1906130.333	6345966.708
5DN-00102	0.0-0.5	1.0-4.0	CL/SM	4.0	4.0	1906212.414	6345964.621
5DN-00103	0.0-0.5	1.0-5.0	ML/SM/ML	8.0	8.0	1906247.313	6345969.856
5DN-00104	0.0-0.5	1.0-5.0	ML/CL	5.0	5.0	1906230.974	6345990.194
5DN-00105	0.0-0.5	1.0-5.0	ML/CL/GW	6.0	6.0	1906257.509	6345994.715

HGL-Technical Memorandum, Subarea 5D, Round 1 Soil Sample Results, SSFL-Ventura County, California

Table A.1
Boring Log Summary
Subarea 5D, Round 1

Sample Location	Surface Collection Interval (ft bgs)	Subsurface Collection Interval (ft bgs)	Soil Description	Total Depth (ft bgs)	Refusal Depth (ft bgs)	Northing ¹	Easting ¹
5DN-00106	0.0-0.5	1.0-5.0	ML/CL/SM/SP	10.0	NA	1906246.740	6346016.454
5DN-00107	0.0-0.5	1.0-4.5	ML/CL/ML	4.5	4.5	1906236.049	6346035.825
5DN-00108	0.0-0.5	1.0-2.5	CL	2.5	2.5	1906205.549	6346034.500
5DN-00109	0.0-0.5	1.0-4.5	CL	4.5	4.5	1906198.526	6345998.478
5DN-00110	0.0-0.5	1.0-5.0	CL/SM	5.0	5.0	1906181.862	6345970.600
5DN-00111	0.0-0.5	1.0-5.0	ML/CL/SC/SP	7.5	7.5	1906196.356	6345945.261
5DN-00112	0.0-0.5	1.0-5.0	CL/SC/SP	7.5	7.5	1906180.148	6345921.568
5DN-00113	0.0-0.5	1.0-5.0	CL/SM	7.5	7.5	1906196.885	6345896.396
5DN-00114	0.0-0.5	1.0-5.0	ML/CL/SC/SP	7.5	7.5	1906152.570	6345901.673
5DN-00115	NA	1.0-5.0	CL/SC/SP	7.0	7.0	1906147.452	6345930.505
5DN-00116	NA	1.0-3.0	SM/CL	3.0	3.0	1906150.804	6346082.023
5DN-00117	0.0-0.5	1.0-5.0	CL/SM/SP	7.0	7.0	1906295.987	6345871.910
5DN-00118	0.0-0.5	1.0-5.0	CL/SM	7.5	7.5	1906297.948	6345894.746
5DN-00119	0.0-0.5	1.0-5.0	CL/SM	7.5	7.5	1906300.727	6345913.305
5DN-00120	0.0-0.5	1.0-5.0	CL/SM	7.5	7.5	1906293.602	6345908.771
5DN-00121	0.0-0.5	1.0-5.0	CL/SM	9.0	9.0	1906258.814	6345913.461
5DN-00122	0.0-0.5	1.0-5.0	CL/ML	7.5	7.5	1906349.555	6345896.070
5DN-00123	0.0-0.5	1.0-3.5	ML	3.5	3.5	1906345.586	6346113.432
5DN-00124	0.0-0.5	1.0-2.0	ML	2.0	2.0	1906302.346	6346138.164
5DN-00125	0.0-0.5	1.0-5.0	CL/SM	10.0	10.0	1906246.928	6345870.453
5DN-00126	0.0-0.5	1.0-1.8	ML	1.8	1.8	1906325.395	6346257.880

Table A.1
Boring Log Summary
Subarea 5D, Round 1

Sample Location	Surface Collection Interval (ft bgs)	Subsurface Collection Interval (ft bgs)	Soil Description	Total Depth (ft bgs)	Refusal Depth (ft bgs)	Northing ¹	Easting ¹
5DN-00127	0.0-0.5	NA	SM	1.0	1.0	1906395.210	6346240.540
5DN-00128	0.0-0.5	1.0-5.0	SM/SP/SM	7.0	7.0	1906397.722	6346502.283
5DN-00129	0.0-0.5	1.0-3.5	SM/ML/SP	3.5	3.5	1906316.968	6346462.666
5DN-00130	0.0-0.5	1.0-4.0	ML/SP	4.0	4.0	1906261.700	6346387.359
5DN-00131	0.0-0.5	1.0-4.5	ML/SP/ML	4.5	4.5	1906215.084	6346520.487
5DN-00132	0.0-0.5	1.0-5.0	ML/SM/GW/SP	5.0	5.0	1906211.524	6346483.583
5DN-00133	0.0-0.5	1.0-5.0	ML/SM	7.0	7.0	1906210.644	6346445.136
5DN-00134	0.0-0.5	1.0-2.5	ML/SM	2.5	2.5	1906220.335	6346369.937
5DN-00135	0.0-0.5	NA	ML	1.5	1.5	1906199.039	6346345.150
5DN-00136	0.0-0.5	NA	ML	1.5	1.5	1906200.910	6346380.681
5DN-00137	0.0-0.5	NA	ML	1.5	1.5	1906187.153	6346361.943
5DN-00138	0.0-0.5	1.0-2.5	SM/SP	2.5	2.5	1906163.506	6346360.869
5DN-00139	0.0-0.17	1.0-3.0	ML	3.0	3.0	1906174.864	6346410.020
5DN-00140	0.0-0.5	1.0-5.0	ML	6.5	6.5	1906171.834	6346460.983
5DN-00141	0.0-0.5	1.0-5.0	SM/SP/SM	5.0	5.0	1906150.940	6346516.455
5DN-00142	0.0-0.5	1.0-3.0	ML	3.0	3.0	1906129.522	6346457.409
5DN-00143	0.0-0.5	1.0-5.0	ML	5.0	5.0	1906113.901	6346521.987
5DN-00144	0.0-0.5	1.0-3.0	ML	3.0	3.0	1906107.511	6346430.803
5DN-00145	0.0-0.5	1.0-3.0	ML/SM	3.0	3.0	1906107.787	6346366.167
5DN-00146	NA	1.0-5.0	SM/ML	5.0	5.0	1906132.283	6346316.010
5DN-00147	NA	1.0-2.0	ML	2.0	2.0	1906151.388	6346230.650

Table A.1
Boring Log Summary
Subarea 5D, Round 1

Sample Location	Surface Collection Interval (ft bgs)	Subsurface Collection Interval (ft bgs)	Soil Description	Total Depth (ft bgs)	Refusal Depth (ft bgs)	Northing ¹	Easting ¹
5DN-00148	0.0-0.5	1.0-2.0	ML	2.0	2.0	1906129.137	6346169.532
5DN-00149	0.0-0.5	1.0-5.0	ML/CL	5.0	5.0	1906059.769	6346311.970
5DN-00150	0.0-0.5	1.0-5.0	SM	5.0	5.0	1906055.579	6346389.627
5DN-00151	0.0-0.5	NA	ML	1.0	1.0	1906076.607	6346520.816
5DN-00152	0.0-0.5	1.0-3.5	ML/CL/SP	3.5	3.5	1906021.398	6346479.919
5DN-00153	0.0-0.5	1.0-5.0	ML/CL/ML	8.0	8.0	1905971.641	6346397.143
5DN-00154	0.0-0.5	1.0-5.0	ML/CL	10.0	NA	1905989.022	6346512.185
5DN-00155	0.0-0.5	1.0-5.0	ML/CL/ML/SM	10.0	NA	1905913.075	6346504.695
5DN-00156	0.0-0.5	1.0-5.0	ML	10.0	NA	1905824.205	6346523.361
5DN-00157	0.0-0.5	1.0-5.0	ML	10.0	NA	1905843.909	6346456.192
5DN-00158	0.0-0.5	1.0-5.0	ML	10.0	NA	1905828.452	6346411.898
5DN-00159	0.0-0.5	1.0-5.0	ML	10.0	NA	1905699.236	6346432.092
5DN-00160	0.0-0.5	1.0-5.0	ML/SC/ML	7.0	7.0	1905778.804	6346185.537
5DN-00161	0.0-0.5	1.0-5.0	ML/CL/SC	9.5	9.5	1905811.751	6346064.150
5DN-00162	0.0-0.5	1.0-5.0	ML/CL	10.0	NA	1905852.719	6345992.094
5DN-00163	0.0-0.5	1.0-5.0	ML/SC/CL	10.0	NA	1905881.584	6345933.303
5DN-00164	0.0-0.5	1.0-5.0	ML/CL/ML	10.0	NA	1905927.092	6345828.279
5DN-00165	0.0-0.5	1.0-5.0	SM/CL/ML/SM	10.0	NA	1905902.669	6345782.763
5DN-00166	0.0-0.5	1.0-5.0	ML/SM	10.0	NA	1906036.001	6345832.076
5DN-00167	NA	1.0-5.0	ML/CL/ML	10.0	NA	1906085.173	6345783.505
5DN-00168	NA	1.0-5.0	ML/SM	10.0	NA	1906206.006	6345782.198

Table A.1
Boring Log Summary
Subarea 5D, Round 1

Sample Location	Surface Collection Interval (ft bgs)	Subsurface Collection Interval (ft bgs)	Soil Description	Total Depth (ft bgs)	Refusal Depth (ft bgs)	Northing ¹	Easting ¹
5DN-00169	NA	1.0-5.0	ML/CL/ML/SM/SP	8.7	8.7	1906297.661	6345781.388
5DN-00170	0.0-0.5	1.0-5.0	SM/SW/CL	10.0	NA	1906173.740	6345705.088
5DN-00171	0.0-0.5	1.0-2.5	SW/SM	2.5	2.5	1906161.535	6345732.610
5DN-00172	0.0-0.5	1.0-5.0	SW/CL	10.0	NA	1906140.962	6345768.284
5DN-00173	0.0-0.5	1.0-5.0	SM/SC/CL	10.0	NA	1906132.871	6345703.336
5DN-00174	0.0-0.5	1.0-5.0	SM/SC/CL	10.0	NA	1906142.655	6345675.143
5DN-00175	0.0-0.5	1.0-5.0	SM/SC/CL	10.0	NA	1906116.608	6345644.779
5DN-00176	0.0-0.5	1.0-5.0	SW/SM/SC/CL	10.0	NA	1906093.561	6345653.029
5DN-00177	0.0-0.5	1.0-5.0	SM/SC	10.0	NA	1906091.985	6345678.460
5DN-00178	0.0-0.5	1.0-4.5	SC	4.5	4.5	1906098.283	6345756.696
5DN-00179	0.0-0.5	1.0-5.0	SM/SC	10.0	NA	1906078.186	6345742.446
5DN-00180	0.0-0.5	1.0-5.0	SM/SC/CL	10.0	NA	1906055.287	6345644.595
5DN-00181	0.0-0.5	1.0-5.0	CL/SM/ML	10.0	NA	1906011.384	6345677.232
5DN-00182	0.0-0.5	1.0-5.0	SM/CL/ML	10.0	NA	1906019.007	6345714.064
5DN-00183	0.0-0.5	1.0-5.0	SM/SC	10.0	NA	1906033.902	6345743.341
5DN-00184	0.0-0.5	1.0-5.0	CL/ML/CL	10.0	NA	1905984.546	6345758.003
5DN-00185	0.0-0.5	1.0-5.0	SM/SC/CL	10.0	NA	1906171.805	6345576.302
5DN-00186	0.0-0.5	1.0-5.0	ML/CL/ML	10.0	NA	1906167.461	6345513.396
5DN-00187	0.0-0.5	1.0-5.0	ML/CL	10.0	NA	1906216.609	6345510.773
5DN-00188	0.0-0.5	1.0-5.0	ML/SC/CL	10.0	NA	1906068.552	6345434.048
5DN-00189	0.0-0.5	1.0-5.0	ML/CL	10.0	NA	1906093.718	6345247.466

Table A.1
Boring Log Summary
Subarea 5D, Round 1

Sample Location	Surface Collection Interval (ft bgs)	Subsurface Collection Interval (ft bgs)	Soil Description	Total Depth (ft bgs)	Refusal Depth (ft bgs)	Northing ¹	Easting ¹
5DN-00190	0.0-0.5	1.0-5.0	ML/CL	10.0	NA	1906132.256	6345193.229
5DN-00191	0.0-0.5	1.0-5.0	ML/CL	10.0	NA	1906207.805	6345216.778
5DN-00192	0.0-0.5	1.0-5.0	ML/CL	10.0	NA	1906161.080	6345302.054
5DN-00193	0.0-0.5	1.0-5.0	ML/SC/CL	10.0	NA	1906165.371	6345380.880
5DN-00194	0.0-0.5	1.0-5.0	ML/CL	10.0	NA	1906138.162	6345445.476
5DN-00195	0.0-0.5	1.0-5.0	ML/CL	10.0	NA	1906237.341	6345333.531
5DN-00196	0.0-0.5	1.0-5.0	ML/CL	10.0	NA	1906290.752	6345456.436
5DN-00197	0.0-0.5	1.0-5.0	ML/CL/ML	10.0	NA	1906315.066	6345389.452
5DN-00198	0.0-0.5	1.0-5.0	SP/SC	10.0	NA	1906397.105	6345461.375
5DN-00199	0.0-0.5	1.0-5.0	ML/CL	10.0	NA	1906400.789	6345225.168
5DN-00200	0.0-0.5	1.0-5.0	ML/CL	10.0	NA	1906143.518	6345068.264
5DN-00201	0.0-0.5	1.0-5.0	ML/CL	10.0	NA	1906085.318	6345115.308
5DN-00202	0.0-0.5	1.0-5.0	CL	10.0	NA	1906416.212	6345776.840
5DN-00203	0.0-0.5	1.0-5.0	CL/ML/CL	10.0	NA	1906339.875	6345482.983
5DN-00204	0.0-0.5	1.0-5.0	SC/ML/CL	10.0	NA	1906265.059	6345291.157
5DN-00205	0.0-0.5	1.0-5.0	ML/CL	10.0	NA	1906195.802	6345119.320
5DN-00206	0.0-0.5	1.0-5.0	ML/CL/ML	5.0	5.0	1906512.244	6346082.170
5DN-00207	0.0-0.5	1.0-5.0	CL/SC/SM	6.8	6.8	1906689.164	6345566.940
5DS-00001	0.0-0.5	NA	SM	0.8	0.8	1904740.347	6345268.476
5DS-00002	0.0-0.5	1.0-2.8	ML	2.8	2.8	1904833.177	6345204.899
5DS-00003	0.0-0.5	NA	SM	1.2	1.2	1904757.981	6345620.324

Table A.1
Boring Log Summary
Subarea 5D, Round 1

Sample Location	Surface Collection Interval (ft bgs)	Subsurface Collection Interval (ft bgs)	Soil Description	Total Depth (ft bgs)	Refusal Depth (ft bgs)	Northing ¹	Easting ¹
5DS-00004	0.0-0.5	NA	ML	0.8	0.8	1904797.020	6345751.446
5DS-00005	0.0-0.5	1.0-2.0	ML/SM	2.0	2.0	1904811.256	6345839.414
5DS-00006	0.0-0.5	1.0-1.8	ML/SM	1.8	1.8	1904878.492	6345971.693
5DS-00007	0.0-0.5	NA	SM	1.7	1.7	1904889.976	6346165.496
5DS-00008	0.0-0.5	NA	SM	1.5	1.5	1904788.533	6346160.947
5DS-00009	0.0-0.5	NA	ML	1.3	1.3	1904986.458	6346279.339
5DS-00010	0.0-0.5	1.0-3.0	SM	3.0	3.0	1904884.129	6346314.284
5DS-00011	0.0-0.5	1.0-5.0	ML	5.0	5.0	1904896.736	6346349.843
5DS-00012	0.0-0.5	NA	ML	1.0	1.0	1904986.370	6346377.382
5DS-00013	0.0-0.5	1.0-5.0	ML	5.0	5.0	1905077.042	6346403.871
5DS-00014	0.0-0.5	NA	ML	1.5	1.5	1905043.363	6346380.456
5DS-00015	0.0-0.5	1.0-4.5	ML	4.5	4.5	1905021.324	6346426.249
5DS-00016	0.0-0.5	4.0-5.0	ML	5.5	5.5	1904926.446	6346342.698
5DS-00017	0.0-0.5	NA	SM	0.5	0.5	1904878.731	6346297.166
5DS-00018	0.0-0.5	1.0-2.5	SM	2.5	2.5	1904791.589	6346183.238
5DS-00019	0.0-0.5	2.0-3.2	SM	3.2	3.2	1904786.836	6346083.799
5DS-00020	0.0-0.5	NA	SM	1.0	1.0	1904795.527	6346012.921
5DS-00021	0.0-0.5	1.0-3.0	SM	3.0	3.0	1904854.592	6345886.578
5DS-00022	0.0-0.5	1.0-5.0	ML/SM	5.3	5.3	1904840.207	6345759.814
5DS-00023	0.0-0.5	NA	SM	1.3	1.3	1904788.747	6345652.384
5DS-00024	0.0-0.5	NA	SM	1.3	1.3	1904744.990	6345613.329

HGL-Technical Memorandum, Subarea 5D, Round 1 Soil Sample Results, SSFL-Ventura County, California

Table A.1
Boring Log Summary
Subarea 5D, Round 1

Sample Location	Surface Collection Interval (ft bgs)	Subsurface Collection Interval (ft bgs)	Soil Description	Total Depth (ft bgs)	Refusal Depth (ft bgs)	Northing ¹	Easting ¹
5DS-00025	0.0-0.5	NA	SM/SP	1.0	1.0	1904728.461	6345200.021
5DS-00026	0.8-1.2	1.0-5.0	SM	10.0	NA	1905020.910	6344838.193
5DS-00027	0.0-0.5	NA	SM	1.0	1.0	1904973.827	6344925.270
5DS-00028	0.0-0.5	1.0-2.8	SM/ML	2.8	2.8	1904993.289	6344960.425
5DS-00029	0.0-0.5	1.0-4.5	SM	4.5	4.5	1905049.016	6344979.414
5DS-00030	0.0-0.5	NA	ML	0.5	0.5	1905086.460	6345070.218
5DS-00031	0.0-0.5	1.0-5.0	ML/SM	10.0	NA	1905185.468	6345058.882
5DS-00032	0.0-0.5	NA	ML	0.5	NA	1905227.344	6345285.837
5DS-00033	0.0-0.5	1.0-3.0	ML/CL	3.0	3.0	1905214.381	6345786.051
5DS-00034	0.0-0.5	1.0-5.0	ML/CL	10.0	NA	1905317.647	6345841.298
5DS-00035	NA	NA	ML	1.5	1.5	1905326.879	6345976.186
5DS-00036	NA	1.0-5.0	ML/CL	10.0	NA	1905233.114	6346035.072
5DS-00037	NA	1.0-5.0	ML/CL	10.0	NA	1905201.833	6345981.394
5DS-00038	0.0-0.5	1.0-5.0	ML	10.0	NA	1905044.674	6345998.920
5DS-00039	NA	1.0-4.0	ML	4.0	4.0	1905432.970	6345702.056
5DS-00040	0.0-0.5	1.0-5.0	ML/CL/ML	10.0	NA	1905591.968	6346348.422

Notes:

¹Northing and easting measured using NAD83 SPZ5 US Feet

bgs-below ground surface

CL-clay

ft-feet

GW-well graded gravel

ML-silt

NA-not applicable

SC-clayey sand

SM-silty sand

SP-poorly graded sand

SW-well graded sand

Table A.2
Analytical Results Summary
Subarea 5D, Round 1

Sample Location	Sample ID	Analyte Name	Activity	MDC	TPU	RTL	Sample Depth (feet bgs)
5DN-00001	50001	Ac-227	-0.0763 U	0.209	0.0647	0.217	0.00 - 0.50
5DN-00001	50001	Am-241	0.0044	0.0059	0.0031	0.0454	0.00 - 0.50
5DN-00001	50001	Am-243	-0.005 U	0.0265	0.0046	0.0333	0.00 - 0.50
5DN-00001	50001	Bi-212	1.06	0.183	0.104	2.15	0.00 - 0.50
5DN-00001	50001	Bi-214	1.02	0.0348	0.0495	1.59	0.00 - 0.50
5DN-00001	50001	C-14	0.226 U	0.872	0.263	2.96	0.00 - 0.50
5DN-00001	50001	Cd-113m	-45.6 U	140	43	3030	0.00 - 0.50
5DN-00001	50001	Cm-243/244	0.0009 U	0.0244	0.0058	0.0443	0.00 - 0.50
5DN-00001	50001	Co-60	0.0087 U	0.0238	0.0071	0.028	0.00 - 0.50
5DN-00001	50001	Cs-134	-0.0006 U	0.0201	0.0068	0.0864	0.00 - 0.50
5DN-00001	50001	Cs-137	0.0417	0.0227	0.0087	0.207	0.00 - 0.50
5DN-00001	50001	Eu-152	0.0018 U	0.0531	0.018	0.0566	0.00 - 0.50
5DN-00001	50001	Eu-154	-0.117 UJ	0.114	0.045	0.15	0.00 - 0.50
5DN-00001	50001	Eu-155	0.079 JS	0.078	0.0297	0.231	0.00 - 0.50
5DN-00001	50001	H-3	3.68 U	8.42	2.54	11.9	0.00 - 0.50
5DN-00001	50001	Ho-166m	-0.0032 U	0.031	0.0092	0.0432	0.00 - 0.50
5DN-00001	50001	K-40	20.5	0.153	1.26	32.4	0.00 - 0.50
5DN-00001	50001	Na-22	-0.0215 UJ	0.0274	0.01	0.037	0.00 - 0.50
5DN-00001	50001	Nb-94	0.0029 U	0.0173	0.0051	0.0214	0.00 - 0.50
5DN-00001	50001	Ni-59	0.369 U	3.89	1.07	5.96	0.00 - 0.50
5DN-00001	50001	Ni-63	0.186 U	1.37	0.41	4.92	0.00 - 0.50
5DN-00001	50001	Np-236	-0.0177 U	0.0384	0.0124	0.047	0.00 - 0.50
5DN-00001	50001	Np-239	0.0045 U	0.134	0.0391	0.139	0.00 - 0.50
5DN-00001	50001	Pa-231	-0.14 U	0.857	0.265	0.936	0.00 - 0.50
5DN-00001	50001	Pb-212	1.84	0.0421	0.11	2.69	0.00 - 0.50
5DN-00001	50001	Pb-214	1.15	0.0372	0.0562	1.7	0.00 - 0.50
5DN-00001	50001	Pu-238	-0.0031 U	0.017	0.0031	0.0415	0.00 - 0.50
5DN-00001	50001	Pu-239/240	0.0092	0.0137	0.0051	0.0404	0.00 - 0.50
5DN-00001	50001	Pu-244	0.0012 U	0.0169	0.0037	0.0313	0.00 - 0.50
5DN-00001	50001	Sb-125	0.0158 U	0.0588	0.0179	0.354	0.00 - 0.50
5DN-00001	50001	Sn-126	0.0028 U	0.0195	0.0057	0.0237	0.00 - 0.50
5DN-00001	50001	Sr-90	0.0728 U	0.261	0.0765	0.485	0.00 - 0.50
5DN-00001	50001	Tc-99	-0.261 U	1.44	0.425	1.63	0.00 - 0.50
5DN-00001	50001	Th-228	1.32	0.0979	0.137	3.98	0.00 - 0.50

Table A.2
Analytical Results Summary
Subarea 5D, Round 1

Sample Location	Sample ID	Analyte Name	Activity	MDC	TPU	RTL	Sample Depth (feet bgs)
5DN-00001	50001	Th-229	0.0217 U	0.0671	0.0191	0.145	0.00 - 0.50
5DN-00001	50001	Th-230	0.857	0.0195	0.0939	2.2	0.00 - 0.50
5DN-00001	50001	Th-232	1.13	0.0195	0.113	3.1	0.00 - 0.50
5DN-00001	50001	Th-234	1.52 J	0.315	0.187	3.19	0.00 - 0.50
5DN-00001	50001	Tl-208	0.56	0.0221	0.0327	0.937	0.00 - 0.50
5DN-00001	50001	Tm-171	-2.13 U	19	6.24	72.4	0.00 - 0.50
5DN-00001	50001	U-233/234	0.754	0.0538	0.0797	2.02	0.00 - 0.50
5DN-00001	50001	U-235/236	0.0391	0.0342	0.0159	0.151	0.00 - 0.50
5DN-00001	50001	U-238	0.694	0.0393	0.0745	1.8	0.00 - 0.50
5DN-00001	50002	Ac-227	-0.0937 U	0.189	0.0604	0.217	5.50 - 6.50
5DN-00001	50002	Am-241	0.0038 U	0.0187	0.0049	0.0454	5.50 - 6.50
5DN-00001	50002	Am-243	0.0119	0.0168	0.0061	0.0333	5.50 - 6.50
5DN-00001	50002	Bi-212	1.2	0.171	0.1	2.15	5.50 - 6.50
5DN-00001	50002	Bi-214	1.15	0.029	0.0538	1.59	5.50 - 6.50
5DN-00001	50002	C-14	-0.067 U	0.868	0.258	2.96	5.50 - 6.50
5DN-00001	50002	Cd-113m	19.4 U	133	40.2	3030	5.50 - 6.50
5DN-00001	50002	Cm-243/244	-0.0041 U	0.0315	0.0073	0.0443	5.50 - 6.50
5DN-00001	50002	Co-60	0.0039 UJ	0.019	0.0054	0.028	5.50 - 6.50
5DN-00001	50002	Cs-134	-0.0019 U	0.0177	0.0062	0.0864	5.50 - 6.50
5DN-00001	50002	Cs-137	0.001 U	0.0169	0.0056	0.207	5.50 - 6.50
5DN-00001	50002	Eu-152	-0.03 U	0.0479	0.0162	0.0566	5.50 - 6.50
5DN-00001	50002	Eu-154	-0.0268 U	0.104	0.0318	0.15	5.50 - 6.50
5DN-00001	50002	Eu-155	0.0426 SJ	0.0724	0.0239	0.231	5.50 - 6.50
5DN-00001	50002	H-3	1.71 U	6.69	1.94	11.9	5.50 - 6.50
5DN-00001	50002	Ho-166m	-0.0079 U	0.0267	0.0081	0.0432	5.50 - 6.50
5DN-00001	50002	K-40	20.1	0.132	1.14	32.4	5.50 - 6.50
5DN-00001	50002	Na-22	0.0051 U	0.0235	0.007	0.037	5.50 - 6.50
5DN-00001	50002	Nb-94	0.0029 U	0.0158	0.0046	0.0214	5.50 - 6.50
5DN-00001	50002	Ni-59	-2.34 U	4.04	1.33	5.96	5.50 - 6.50
5DN-00001	50002	Ni-63	-0.0388 U	1.21	0.361	4.92	5.50 - 6.50
5DN-00001	50002	Np-236	-0.0167 U	0.0357	0.0117	0.047	5.50 - 6.50
5DN-00001	50002	Np-239	-0.0516 U	0.125	0.039	0.139	5.50 - 6.50
5DN-00001	50002	Pa-231	0.0018 U	0.779	0.236	0.936	5.50 - 6.50
5DN-00001	50002	Pb-212	2	0.0399	0.12	2.69	5.50 - 6.50

Table A.2
Analytical Results Summary
Subarea 5D, Round 1

Sample Location	Sample ID	Analyte Name	Activity	MDC	TPU	RTL	Sample Depth (feet bgs)
5DN-00001	50002	Pb-214	1.24	0.0323	0.0596	1.7	5.50 - 6.50
5DN-00001	50002	Pu-238	-0.0046 U	0.0254	0.0046	0.0415	5.50 - 6.50
5DN-00001	50002	Pu-239/240	0.0041 U	0.0204	0.0051	0.0404	5.50 - 6.50
5DN-00001	50002	Pu-244	0.0137	0.0204	0.0076	0.0313	5.50 - 6.50
5DN-00001	50002	Sb-125	0.0268 SJ	0.0515	0.0162	0.354	5.50 - 6.50
5DN-00001	50002	Sn-126	0.001 U	0.0176	0.0051	0.0237	5.50 - 6.50
5DN-00001	50002	Sr-90	-0.0629 U	0.26	0.0642	0.485	5.50 - 6.50
5DN-00001	50002	Tc-99	-0.0698 U	0.853	0.239	1.63	5.50 - 6.50
5DN-00001	50002	Th-228	2.1	0.127	0.181	3.98	5.50 - 6.50
5DN-00001	50002	Th-229	0.038	0.0707	0.0229	0.145	5.50 - 6.50
5DN-00001	50002	Th-230	1.19	0.0206	0.113	2.2	5.50 - 6.50
5DN-00001	50002	Th-232	1.55	0.0557	0.134	3.1	5.50 - 6.50
5DN-00001	50002	Th-234	1.64	0.274	0.156	3.19	5.50 - 6.50
5DN-00001	50002	Tl-208	0.607	0.0197	0.0344	0.937	5.50 - 6.50
5DN-00001	50002	Tm-171	4.66 U	13.3	4.56	72.4	5.50 - 6.50
5DN-00001	50002	U-233/234	0.739	0.0392	0.0873	2.02	5.50 - 6.50
5DN-00001	50002	U-235/236	0.107	0.0206	0.0296	0.151	5.50 - 6.50
5DN-00001	50002	U-238	0.722	0.0392	0.0859	1.8	5.50 - 6.50
5DN-00002	50003	Ac-227	-0.0272 U	0.139	0.0432	0.217	0.00 - 0.50
5DN-00002	50003	Am-241	0.0049	0.0137	0.004	0.0454	0.00 - 0.50
5DN-00002	50003	Am-243	-0.0003 U	0.0184	0.0038	0.0333	0.00 - 0.50
5DN-00002	50003	Bi-212	0.755 J	0.218	0.195	2.15	0.00 - 0.50
5DN-00002	50003	Bi-214	0.673	0.0259	0.036	1.59	0.00 - 0.50
5DN-00002	50003	C-14	-0.134 U	0.858	0.255	2.96	0.00 - 0.50
5DN-00002	50003	Cd-113m	2.03 U	94.1	28.8	3030	0.00 - 0.50
5DN-00002	50003	Cm-243/244	-0.0089 U	0.0272	0.0047	0.0443	0.00 - 0.50
5DN-00002	50003	Co-60	-0.0038 U	0.0166	0.005	0.028	0.00 - 0.50
5DN-00002	50003	Cs-134	0.0064 U	0.0154	0.0054	0.0864	0.00 - 0.50
5DN-00002	50003	Cs-137	0.0024 U	0.0151	0.0072	0.207	0.00 - 0.50
5DN-00002	50003	Eu-152	-0.0189 U	0.0363	0.0131	0.0566	0.00 - 0.50
5DN-00002	50003	Eu-154	-0.0132 U	0.0939	0.0283	0.15	0.00 - 0.50
5DN-00002	50003	Eu-155	0.0616 JS	0.0478	0.0198	0.231	0.00 - 0.50
5DN-00002	50003	H-3	0.39 U	8.33	2.29	11.9	0.00 - 0.50
5DN-00002	50003	Ho-166m	-0.0063 U	0.0229	0.0069	0.0432	0.00 - 0.50

Table A.2
Analytical Results Summary
Subarea 5D, Round 1

Sample Location	Sample ID	Analyte Name	Activity	MDC	TPU	RTL	Sample Depth (feet bgs)
5DN-00002	50003	K-40	17.5	0.119	0.946	32.4	0.00 - 0.50
5DN-00002	50003	Na-22	-0.0112 U	0.0209	0.0068	0.037	0.00 - 0.50
5DN-00002	50003	Nb-94	0.0008 U	0.0133	0.0038	0.0214	0.00 - 0.50
5DN-00002	50003	Ni-59	0.289 U	4.8	1.32	5.96	0.00 - 0.50
5DN-00002	50003	Ni-63	0.0989 U	1.5	0.446	4.92	0.00 - 0.50
5DN-00002	50003	Np-236	-0.0146 U	0.023	0.0076	0.047	0.00 - 0.50
5DN-00002	50003	Np-239	0.0069 U	0.0933	0.0283	0.139	0.00 - 0.50
5DN-00002	50003	Pa-231	0.117 U	0.577	0.187	0.936	0.00 - 0.50
5DN-00002	50003	Pb-212	1.42	0.0289	0.0821	2.69	0.00 - 0.50
5DN-00002	50003	Pb-214	0.665	0.0258	0.0355	1.7	0.00 - 0.50
5DN-00002	50003	Pu-238	-0.0009 U	0.0161	0.0029	0.0415	0.00 - 0.50
5DN-00002	50003	Pu-239/240	0.0072	0.016	0.005	0.0404	0.00 - 0.50
5DN-00002	50003	Pu-244	0.0032 U	0.016	0.0041	0.0313	0.00 - 0.50
5DN-00002	50003	Sb-125	-0.0048 U	0.0395	0.0117	0.354	0.00 - 0.50
5DN-00002	50003	Sn-126	-0.008 U	0.0136	0.0045	0.0237	0.00 - 0.50
5DN-00002	50003	Sr-90	0.105 U	0.303	0.0905	0.485	0.00 - 0.50
5DN-00002	50003	Tc-99	0.0052 U	1.22	0.363	1.63	0.00 - 0.50
5DN-00002	50003	Th-228	1.32	0.12	0.113	3.98	0.00 - 0.50
5DN-00002	50003	Th-229	0.0293	0.0587	0.0183	0.145	0.00 - 0.50
5DN-00002	50003	Th-230	0.531	0.0453	0.0572	2.2	0.00 - 0.50
5DN-00002	50003	Th-232	0.875	0.0523	0.0774	3.1	0.00 - 0.50
5DN-00002	50003	Th-234	0.694 J	0.164	0.0919	3.19	0.00 - 0.50
5DN-00002	50003	Tl-208	0.367	0.0162	0.0245	0.937	0.00 - 0.50
5DN-00002	50003	Tm-171	1.28 U	6.22	2.12	72.4	0.00 - 0.50
5DN-00002	50003	U-233/234	0.586	0.0708	0.0692	2.02	0.00 - 0.50
5DN-00002	50003	U-235/236	0.0414	0.0362	0.0169	0.151	0.00 - 0.50
5DN-00002	50003	U-238	0.551	0.0416	0.0647	1.8	0.00 - 0.50
5DN-00002	50004	Ac-227	-0.0295 U	0.201	0.0597	0.217	1.00 - 5.00
5DN-00002	50004	Am-241	-0.001 U	0.0172	0.0031	0.0454	1.00 - 5.00
5DN-00002	50004	Am-243	0.0054 U	0.0166	0.0047	0.0333	1.00 - 5.00
5DN-00002	50004	Bi-212	1.21	0.167	0.116	2.15	1.00 - 5.00
5DN-00002	50004	Bi-214	1.07	0.0346	0.0518	1.59	1.00 - 5.00
5DN-00002	50004	C-14	0.175 U	0.811	0.244	2.96	1.00 - 5.00
5DN-00002	50004	Cd-113m	-45.8 U	134	44.5	3030	1.00 - 5.00

Table A.2
Analytical Results Summary
Subarea 5D, Round 1

Sample Location	Sample ID	Analyte Name	Activity	MDC	TPU	RTL	Sample Depth (feet bgs)
5DN-00002	50004	Cm-243/244	0.0057 U	0.0176	0.005	0.0443	1.00 - 5.00
5DN-00002	50004	Co-60	-0.0026 UJ	0.0211	0.0062	0.028	1.00 - 5.00
5DN-00002	50004	Cs-134	0.0022 U	0.0204	0.0068	0.0864	1.00 - 5.00
5DN-00002	50004	Cs-137	0.0045 U	0.0191	0.0064	0.207	1.00 - 5.00
5DN-00002	50004	Eu-152	-0.0348 U	0.0507	0.0176	0.0566	1.00 - 5.00
5DN-00002	50004	Eu-154	-0.0706 U	0.108	0.0367	0.15	1.00 - 5.00
5DN-00002	50004	Eu-155	0.138 SJ	0.0721	0.0371	0.231	1.00 - 5.00
5DN-00002	50004	H-3	2.05 U	6.68	1.96	11.9	1.00 - 5.00
5DN-00002	50004	Ho-166m	0.0022 U	0.0306	0.009	0.0432	1.00 - 5.00
5DN-00002	50004	K-40	17.5	0.147	0.962	32.4	1.00 - 5.00
5DN-00002	50004	Na-22	0.0001 U	0.026	0.0076	0.037	1.00 - 5.00
5DN-00002	50004	Nb-94	-0.0081 U	0.0169	0.0055	0.0214	1.00 - 5.00
5DN-00002	50004	Ni-59	1.58 U	5.03	1.38	5.96	1.00 - 5.00
5DN-00002	50004	Ni-63	0.0347 U	1.26	0.376	4.92	1.00 - 5.00
5DN-00002	50004	Np-236	-0.0068 U	0.0367	0.0113	0.047	1.00 - 5.00
5DN-00002	50004	Np-239	0.0219 U	0.132	0.0388	0.139	1.00 - 5.00
5DN-00002	50004	Pa-231	-0.0277 U	0.841	0.268	0.936	1.00 - 5.00
5DN-00002	50004	Pb-212	1.89	0.042	0.109	2.69	1.00 - 5.00
5DN-00002	50004	Pb-214	1.15	0.0373	0.056	1.7	1.00 - 5.00
5DN-00002	50004	Pu-238	-0.0026 U	0.0202	0.0036	0.0415	1.00 - 5.00
5DN-00002	50004	Pu-239/240	0.0006 U	0.0142	0.0027	0.0404	1.00 - 5.00
5DN-00002	50004	Pu-244	0.0124	0.0175	0.0063	0.0313	1.00 - 5.00
5DN-00002	50004	Sb-125	0.0146 U	0.0577	0.0175	0.354	1.00 - 5.00
5DN-00002	50004	Sn-126	-0.0085 U	0.0189	0.006	0.0237	1.00 - 5.00
5DN-00002	50004	Sr-90	-0.061 U	0.169	0.0373	0.485	1.00 - 5.00
5DN-00002	50004	Tc-99	-0.0427 U	0.933	0.262	1.63	1.00 - 5.00
5DN-00002	50004	Th-228	1.92 J	0.107	0.182	3.98	1.00 - 5.00
5DN-00002	50004	Th-229	0.0539	0.0968	0.0313	0.145	1.00 - 5.00
5DN-00002	50004	Th-230	1.08	0.066	0.115	2.2	1.00 - 5.00
5DN-00002	50004	Th-232	1.24	0.0658	0.125	3.1	1.00 - 5.00
5DN-00002	50004	Th-234	1.59	0.282	0.156	3.19	1.00 - 5.00
5DN-00002	50004	Tl-208	0.594	0.023	0.0346	0.937	1.00 - 5.00
5DN-00002	50004	Tm-171	-1.48 U	14.8	4.92	72.4	1.00 - 5.00
5DN-00002	50004	U-233/234	0.776	0.0738	0.101	2.02	1.00 - 5.00

Table A.2
Analytical Results Summary
Subarea 5D, Round 1

Sample Location	Sample ID	Analyte Name	Activity	MDC	TPU	RTL	Sample Depth (feet bgs)
5DN-00002	50004	U-235/236	0.0504	0.0273	0.0229	0.151	1.00 - 5.00
5DN-00002	50004	U-238	0.75	0.0221	0.0975	1.8	1.00 - 5.00
5DN-00003	50005	Ac-227	0.0023 U	0.209	0.0611	0.217	1.00 - 5.00
5DN-00003	50005	Am-241	0.0072	0.0139	0.0047	0.0454	1.00 - 5.00
5DN-00003	50005	Am-243	0.0034 U	0.0484	0.0107	0.0333	1.00 - 5.00
5DN-00003	50005	Bi-212	1.19	0.184	0.116	2.15	1.00 - 5.00
5DN-00003	50005	Bi-214	0.984	0.0334	0.049	1.59	1.00 - 5.00
5DN-00003	50005	C-14	-0.0144 U	0.871	0.26	2.96	1.00 - 5.00
5DN-00003	50005	Cd-113m	16.4 U	138	45.7	3030	1.00 - 5.00
5DN-00003	50005	Cm-243/244	-0.0016 U	0.0143	0.0028	0.0443	1.00 - 5.00
5DN-00003	50005	Co-60	-0.002 UJ	0.023	0.0068	0.028	1.00 - 5.00
5DN-00003	50005	Cs-134	0 U	0.0201	0.0068	0.0864	1.00 - 5.00
5DN-00003	50005	Cs-137	0.0037 U	0.0201	0.0068	0.207	1.00 - 5.00
5DN-00003	50005	Eu-152	-0.0146 U	0.053	0.0177	0.0566	1.00 - 5.00
5DN-00003	50005	Eu-154	-0.0041 U	0.117	0.0339	0.15	1.00 - 5.00
5DN-00003	50005	Eu-155	0.117 SJ	0.0771	0.0335	0.231	1.00 - 5.00
5DN-00003	50005	H-3	5.31	6.71	2.18	11.9	1.00 - 5.00
5DN-00003	50005	Ho-166m	0.0047 U	0.0301	0.0088	0.0432	1.00 - 5.00
5DN-00003	50005	K-40	18.6	0.161	1.15	32.4	1.00 - 5.00
5DN-00003	50005	Na-22	-0.0139 U	0.0282	0.0093	0.037	1.00 - 5.00
5DN-00003	50005	Nb-94	0.0065 U	0.018	0.0054	0.0214	1.00 - 5.00
5DN-00003	50005	Ni-59	1.08 U	4.46	1.22	5.96	1.00 - 5.00
5DN-00003	50005	Ni-63	0.422 U	1.19	0.362	4.92	1.00 - 5.00
5DN-00003	50005	Np-236	-0.0042 U	0.0388	0.0117	0.047	1.00 - 5.00
5DN-00003	50005	Np-239	-0.0125 U	0.138	0.0404	0.139	1.00 - 5.00
5DN-00003	50005	Pa-231	-0.0283 U	0.859	0.253	0.936	1.00 - 5.00
5DN-00003	50005	Pb-212	1.89	0.0441	0.113	2.69	1.00 - 5.00
5DN-00003	50005	Pb-214	1.07	0.038	0.0522	1.7	1.00 - 5.00
5DN-00003	50005	Pu-238	0.0048	0.0133	0.0039	0.0415	1.00 - 5.00
5DN-00003	50005	Pu-239/240	-0.0009 U	0.0164	0.003	0.0404	1.00 - 5.00
5DN-00003	50005	Pu-244	0.0083	0.0056	0.0042	0.0313	1.00 - 5.00
5DN-00003	50005	Sb-125	0.0136 U	0.0582	0.0176	0.354	1.00 - 5.00
5DN-00003	50005	Sn-126	0.0074 U	0.0202	0.0061	0.0237	1.00 - 5.00
5DN-00003	50005	Sr-90	-0.0337 U	0.283	0.0748	0.485	1.00 - 5.00

Table A.2
Analytical Results Summary
Subarea 5D, Round 1

Sample Location	Sample ID	Analyte Name	Activity	MDC	TPU	RTL	Sample Depth (feet bgs)
5DN-00003	50005	Tc-99	-0.0247 U	0.954	0.269	1.63	1.00 - 5.00
5DN-00003	50005	Th-228	1.9 J	0.0812	0.177	3.98	1.00 - 5.00
5DN-00003	50005	Th-229	0.0688	0.0799	0.03	0.145	1.00 - 5.00
5DN-00003	50005	Th-230	0.926	0.0924	0.104	2.2	1.00 - 5.00
5DN-00003	50005	Th-232	1.43	0.063	0.134	3.1	1.00 - 5.00
5DN-00003	50005	Th-234	1.59 J	0.307	0.18	3.19	1.00 - 5.00
5DN-00003	50005	Tl-208	0.578	0.0228	0.0344	0.937	1.00 - 5.00
5DN-00003	50005	Tm-171	4.51 U	19.3	6.35	72.4	1.00 - 5.00
5DN-00003	50005	U-233/234	0.757	0.0623	0.09	2.02	1.00 - 5.00
5DN-00003	50005	U-235/236	0.0218 U	0.0695	0.0197	0.151	1.00 - 5.00
5DN-00003	50005	U-238	0.89	0.0396	0.1	1.8	1.00 - 5.00
5DN-00004	50006	Ac-227	0.0402 U	0.192	0.0583	0.217	0.00 - 0.75
5DN-00004	50006	Am-241	0.0035 U	0.0174	0.0045	0.0454	0.00 - 0.75
5DN-00004	50006	Am-243	0.0129	0.026	0.0082	0.0333	0.00 - 0.75
5DN-00004	50006	Bi-212	0.968	0.164	0.0891	2.15	0.00 - 0.75
5DN-00004	50006	Bi-214	0.868	0.0293	0.042	1.59	0.00 - 0.75
5DN-00004	50006	C-14	-0.286 U	0.934	0.277	2.96	0.00 - 0.75
5DN-00004	50006	Cd-113m	13.5 U	125	40.6	3030	0.00 - 0.75
5DN-00004	50006	Cm-243/244	0.0032 U	0.0246	0.0062	0.0443	0.00 - 0.75
5DN-00004	50006	Co-60	-0.006 U	0.0172	0.0054	0.028	0.00 - 0.75
5DN-00004	50006	Cs-134	0.0002 U	0.0172	0.0059	0.0864	0.00 - 0.75
5DN-00004	50006	Cs-137	0.0031 U	0.0177	0.0053	0.207	0.00 - 0.75
5DN-00004	50006	Eu-152	-0.0366 UJ	0.0466	0.0176	0.0566	0.00 - 0.75
5DN-00004	50006	Eu-154	-0.0304 U	0.0944	0.0288	0.15	0.00 - 0.75
5DN-00004	50006	Eu-155	0.0727 JS	0.0732	0.0283	0.231	0.00 - 0.75
5DN-00004	50006	H-3	0.367 U	8.41	2.32	11.9	0.00 - 0.75
5DN-00004	50006	Ho-166m	-0.0012 U	0.0266	0.0079	0.0432	0.00 - 0.75
5DN-00004	50006	K-40	17.7	0.121	0.991	32.4	0.00 - 0.75
5DN-00004	50006	Na-22	0.0012 U	0.0219	0.0069	0.037	0.00 - 0.75
5DN-00004	50006	Nb-94	0.0063 U	0.0155	0.0047	0.0214	0.00 - 0.75
5DN-00004	50006	Ni-59	-1.94 U	4.56	1.44	5.96	0.00 - 0.75
5DN-00004	50006	Ni-63	-0.34 U	1.66	0.485	4.92	0.00 - 0.75
5DN-00004	50006	Np-236	-0.0085 U	0.0362	0.0109	0.047	0.00 - 0.75
5DN-00004	50006	Np-239	0.0469 U	0.128	0.0397	0.139	0.00 - 0.75

Table A.2
Analytical Results Summary
Subarea 5D, Round 1

Sample Location	Sample ID	Analyte Name	Activity	MDC	TPU	RTL	Sample Depth (feet bgs)
5DN-0004	50006	Pa-231	-0.105 U	0.773	0.256	0.936	0.00 - 0.75
5DN-0004	50006	Pb-212	1.69	0.0383	0.0989	2.69	0.00 - 0.75
5DN-0004	50006	Pb-214	0.897	0.0326	0.0441	1.7	0.00 - 0.75
5DN-0004	50006	Pu-238	0.0012 U	0.0175	0.0039	0.0415	0.00 - 0.75
5DN-0004	50006	Pu-239/240	0.005	0.014	0.0041	0.0404	0.00 - 0.75
5DN-0004	50006	Pu-244	0.0006 U	0.014	0.0027	0.0313	0.00 - 0.75
5DN-0004	50006	Sb-125	0.0001 U	0.0488	0.0142	0.354	0.00 - 0.75
5DN-0004	50006	Sn-126	-0.0053 U	0.0165	0.0051	0.0237	0.00 - 0.75
5DN-0004	50006	Sr-90	-0.042 U	0.311	0.0817	0.485	0.00 - 0.75
5DN-0004	50006	Tc-99	-0.209 U	1.11	0.327	1.63	0.00 - 0.75
5DN-0004	50006	Th-228	1.57	0.0892	0.148	3.98	0.00 - 0.75
5DN-0004	50006	Th-229	0 U	0.0708	0.0161	0.145	0.00 - 0.75
5DN-0004	50006	Th-230	0.676	0.0861	0.0803	2.2	0.00 - 0.75
5DN-0004	50006	Th-232	1.01	0.0177	0.101	3.1	0.00 - 0.75
5DN-0004	50006	Th-234	1.27 J	0.295	0.154	3.19	0.00 - 0.75
5DN-0004	50006	Tl-208	0.541	0.0196	0.0317	0.937	0.00 - 0.75
5DN-0004	50006	Tm-171	-8.05 U	14.8	5.57	72.4	0.00 - 0.75
5DN-0004	50006	U-233/234	0.886	0.0425	0.0913	2.02	0.00 - 0.75
5DN-0004	50006	U-235/236	0.0306	0.037	0.015	0.151	0.00 - 0.75
5DN-0004	50006	U-238	0.776	0.0299	0.0825	1.8	0.00 - 0.75
5DN-0004	50007	Ac-227	0.0405 U	0.226	0.0668	0.217	1.00 - 5.00
5DN-0004	50007	Am-241	0.0157	0.0231	0.0079	0.0454	1.00 - 5.00
5DN-0004	50007	Am-243	0.0085	0.0166	0.0055	0.0333	1.00 - 5.00
5DN-0004	50007	Bi-212	1.11 J	0.193	0.117	2.15	1.00 - 5.00
5DN-0004	50007	Bi-214	1.09	0.0354	0.054	1.59	1.00 - 5.00
5DN-0004	50007	C-14	-0.156 U	0.871	0.258	2.96	1.00 - 5.00
5DN-0004	50007	Cd-113m	48 U	156	48.4	3030	1.00 - 5.00
5DN-0004	50007	Cm-243/244	0.0064 U	0.0269	0.0074	0.0443	1.00 - 5.00
5DN-0004	50007	Co-60	-0.0034 UJ	0.0225	0.0067	0.028	1.00 - 5.00
5DN-0004	50007	Cs-134	0.0018 U	0.0208	0.0069	0.0864	1.00 - 5.00
5DN-0004	50007	Cs-137	-0.0163 UJ	0.0208	0.0075	0.207	1.00 - 5.00
5DN-0004	50007	Eu-152	0.019 U	0.057	0.0209	0.0566	1.00 - 5.00
5DN-0004	50007	Eu-154	-0.0092 U	0.125	0.0361	0.15	1.00 - 5.00
5DN-0004	50007	Eu-155	0.111 SJ	0.0893	0.0371	0.231	1.00 - 5.00

Table A.2
Analytical Results Summary
Subarea 5D, Round 1

Sample Location	Sample ID	Analyte Name	Activity	MDC	TPU	RTL	Sample Depth (feet bgs)
5DN-00004	50007	H-3	2.9 U	6.76	2.04	11.9	1.00 - 5.00
5DN-00004	50007	Ho-166m	-0.0141 U	0.0306	0.0099	0.0432	1.00 - 5.00
5DN-00004	50007	K-40	19.8	0.186	1.2	32.4	1.00 - 5.00
5DN-00004	50007	Na-22	-0.0052 U	0.0298	0.009	0.037	1.00 - 5.00
5DN-00004	50007	Nb-94	0.0092 U	0.0191	0.0059	0.0214	1.00 - 5.00
5DN-00004	50007	Ni-59	-0.998 U	2.98	0.88	5.96	1.00 - 5.00
5DN-00004	50007	Ni-63	0.51 U	1.3	0.398	4.92	1.00 - 5.00
5DN-00004	50007	Np-236	-0.0132 U	0.0412	0.013	0.047	1.00 - 5.00
5DN-00004	50007	Np-239	-0.0226 U	0.15	0.0444	0.139	1.00 - 5.00
5DN-00004	50007	Pa-231	-0.0033 U	0.949	0.291	0.936	1.00 - 5.00
5DN-00004	50007	Pb-212	1.91	0.0469	0.128	2.69	1.00 - 5.00
5DN-00004	50007	Pb-214	1.27	0.039	0.0661	1.7	1.00 - 5.00
5DN-00004	50007	Pu-238	0	0.0058	0.0021	0.0415	1.00 - 5.00
5DN-00004	50007	Pu-239/240	0.0006 U	0.0135	0.0026	0.0404	1.00 - 5.00
5DN-00004	50007	Pu-244	0.0097	0.0167	0.0056	0.0313	1.00 - 5.00
5DN-00004	50007	Sb-125	0.0026 U	0.0595	0.018	0.354	1.00 - 5.00
5DN-00004	50007	Sn-126	-0.0089 U	0.0202	0.0065	0.0237	1.00 - 5.00
5DN-00004	50007	Sr-90	0.087 U	0.248	0.0735	0.485	1.00 - 5.00
5DN-00004	50007	Tc-99	-0.333 U	0.973	0.26	1.63	1.00 - 5.00
5DN-00004	50007	Th-228	1.94 J	0.188	0.202	3.98	1.00 - 5.00
5DN-00004	50007	Th-229	0.0521	0.0968	0.0314	0.145	1.00 - 5.00
5DN-00004	50007	Th-230	1.21	0.0765	0.133	2.2	1.00 - 5.00
5DN-00004	50007	Th-232	1.44	0.0281	0.148	3.1	1.00 - 5.00
5DN-00004	50007	Th-234	1.71 J	0.353	0.18	3.19	1.00 - 5.00
5DN-00004	50007	Tl-208	0.556	0.0247	0.0341	0.937	1.00 - 5.00
5DN-00004	50007	Tm-171	-13.9 U	20.8	7.81	72.4	1.00 - 5.00
5DN-00004	50007	U-233/234	0.745	0.055	0.0878	2.02	1.00 - 5.00
5DN-00004	50007	U-235/236	0.0376	0.0204	0.017	0.151	1.00 - 5.00
5DN-00004	50007	U-238	0.83	0.0479	0.0945	1.8	1.00 - 5.00
5DN-00005	50008	Ac-227	0.0372 U	0.183	0.0542	0.217	0.00 - 0.50
5DN-00005	50008	Am-241	0.0017 UJ	0.0238	0.0053	0.0454	0.00 - 0.50
5DN-00005	50008	Am-243	0.013 UJ	0.0324	0.0097	0.0333	0.00 - 0.50
5DN-00005	50008	Bi-212	1.24	0.163	0.102	2.15	0.00 - 0.50
5DN-00005	50008	Bi-214	0.938	0.0314	0.0452	1.59	0.00 - 0.50

Table A.2
Analytical Results Summary
Subarea 5D, Round 1

Sample Location	Sample ID	Analyte Name	Activity	MDC	TPU	RTL	Sample Depth (feet bgs)
5DN-00005	50008	C-14	0.0065 U	0.939	0.281	2.96	0.00 - 0.50
5DN-00005	50008	Cd-113m	76.7 J	125	44.6	3030	0.00 - 0.50
5DN-00005	50008	Cm-243/244	-0.0089 UJ	0.0309	0.0054	0.0443	0.00 - 0.50
5DN-00005	50008	Co-60	-0.0036 U	0.0198	0.006	0.028	0.00 - 0.50
5DN-00005	50008	Cs-134	0.0177 JS	0.0193	0.0074	0.0864	0.00 - 0.50
5DN-00005	50008	Cs-137	0.0904	0.0171	0.0087	0.207	0.00 - 0.50
5DN-00005	50008	Eu-152	-0.0066 U	0.0456	0.0157	0.0566	0.00 - 0.50
5DN-00005	50008	Eu-154	-0.0486 U	0.106	0.0338	0.15	0.00 - 0.50
5DN-00005	50008	Eu-155	0.0728 JS	0.0664	0.0257	0.231	0.00 - 0.50
5DN-00005	50008	H-3	2.49 U	8.62	2.52	11.9	0.00 - 0.50
5DN-00005	50008	Ho-166m	-0.0099 U	0.0255	0.0081	0.0432	0.00 - 0.50
5DN-00005	50008	K-40	22	0.14	1.35	32.4	0.00 - 0.50
5DN-00005	50008	Na-22	-0.0086 U	0.0251	0.0079	0.037	0.00 - 0.50
5DN-00005	50008	Nb-94	0.0024 U	0.0155	0.0046	0.0214	0.00 - 0.50
5DN-00005	50008	Ni-59	-0.282 U	4.16	1.18	5.96	0.00 - 0.50
5DN-00005	50008	Ni-63	0.857 U	1.8	0.551	4.92	0.00 - 0.50
5DN-00005	50008	Np-236	-0.0085 U	0.0331	0.0102	0.047	0.00 - 0.50
5DN-00005	50008	Np-239	0.0008 U	0.118	0.0346	0.139	0.00 - 0.50
5DN-00005	50008	Pa-231	-0.234 U	0.748	0.23	0.936	0.00 - 0.50
5DN-00005	50008	Pb-212	1.89	0.038	0.112	2.69	0.00 - 0.50
5DN-00005	50008	Pb-214	1.08	0.0317	0.0521	1.7	0.00 - 0.50
5DN-00005	50008	Pu-238	-0.0016 U	0.0141	0.0027	0.0415	0.00 - 0.50
5DN-00005	50008	Pu-239/240	0.0015 U	0.0258	0.0063	0.0404	0.00 - 0.50
5DN-00005	50008	Pu-244	-0.0004 U	0.02	0.0042	0.0313	0.00 - 0.50
5DN-00005	50008	Sb-125	-0.0275 U	0.0494	0.0167	0.354	0.00 - 0.50
5DN-00005	50008	Sn-126	-0.0012 U	0.0174	0.0052	0.0237	0.00 - 0.50
5DN-00005	50008	Sr-90	0.0537 U	0.255	0.0735	0.485	0.00 - 0.50
5DN-00005	50008	Tc-99	0.225 U	1.45	0.434	1.63	0.00 - 0.50
5DN-00005	50008	Th-228	1.52	0.0915	0.144	3.98	0.00 - 0.50
5DN-00005	50008	Th-229	0.054	0.0497	0.0216	0.145	0.00 - 0.50
5DN-00005	50008	Th-230	0.774	0.0496	0.0852	2.2	0.00 - 0.50
5DN-00005	50008	Th-232	1.23	0.0182	0.115	3.1	0.00 - 0.50
5DN-00005	50008	Th-234	1.57 J	0.263	0.164	3.19	0.00 - 0.50
5DN-00005	50008	Tl-208	0.603	0.0208	0.034	0.937	0.00 - 0.50

Table A.2
Analytical Results Summary
Subarea 5D, Round 1

Sample Location	Sample ID	Analyte Name	Activity	MDC	TPU	RTL	Sample Depth (feet bgs)
5DN-0005	50008	Tm-171	3.2 U	17.4	5.7	72.4	0.00 - 0.50
5DN-0005	50008	U-233/234	0.812	0.0356	0.0811	2.02	0.00 - 0.50
5DN-0005	50008	U-235/236	0.0292	0.0132	0.0121	0.151	0.00 - 0.50
5DN-0005	50008	U-238	0.856	0.0251	0.0841	1.8	0.00 - 0.50
5DN-0005	50009	Ac-227	0.0146 U	0.194	0.0592	0.217	1.00 - 5.00
5DN-0005	50009	Am-241	0.0038 U	0.0194	0.0049	0.0454	1.00 - 5.00
5DN-0005	50009	Am-243	0.0137	0.012	0.0056	0.0333	1.00 - 5.00
5DN-0005	50009	Bi-212	1.12	0.164	0.0997	2.15	1.00 - 5.00
5DN-0005	50009	Bi-214	0.931	0.0297	0.0459	1.59	1.00 - 5.00
5DN-0005	50009	C-14	-0.193 U	0.779	0.23	2.96	1.00 - 5.00
5DN-0005	50009	Cd-113m	-14.4 U	128	39.5	3030	1.00 - 5.00
5DN-0005	50009	Cm-243/244	0.0028 U	0.0252	0.0062	0.0443	1.00 - 5.00
5DN-0005	50009	Co-60	-0.0072 UJ	0.0187	0.006	0.028	1.00 - 5.00
5DN-0005	50009	Cs-134	0.0026 U	0.018	0.0061	0.0864	1.00 - 5.00
5DN-0005	50009	Cs-137	-0.0143 UJ	0.0168	0.0063	0.207	1.00 - 5.00
5DN-0005	50009	Eu-152	-0.0246 U	0.0473	0.0151	0.0566	1.00 - 5.00
5DN-0005	50009	Eu-154	-0.0077 U	0.106	0.0313	0.15	1.00 - 5.00
5DN-0005	50009	Eu-155	0.148 SJ	0.0668	0.0344	0.231	1.00 - 5.00
5DN-0005	50009	H-3	-1.13 U	9.88	2.67	11.9	1.00 - 5.00
5DN-0005	50009	Ho-166m	-0.0111 U	0.026	0.0085	0.0432	1.00 - 5.00
5DN-0005	50009	K-40	19.3	0.135	1.11	32.4	1.00 - 5.00
5DN-0005	50009	Na-22	0.0012 U	0.0247	0.0073	0.037	1.00 - 5.00
5DN-0005	50009	Nb-94	0.002 U	0.0157	0.0047	0.0214	1.00 - 5.00
5DN-0005	50009	Ni-59	-1.43 U	4.6	1.4	5.96	1.00 - 5.00
5DN-0005	50009	Ni-63	0.276 U	1.22	0.367	4.92	1.00 - 5.00
5DN-0005	50009	Np-236	0.0074 U	0.0353	0.0104	0.047	1.00 - 5.00
5DN-0005	50009	Np-239	-0.0102 U	0.124	0.0377	0.139	1.00 - 5.00
5DN-0005	50009	Pa-231	0.0798 U	0.789	0.242	0.936	1.00 - 5.00
5DN-0005	50009	Pb-212	1.8	0.04	0.108	2.69	1.00 - 5.00
5DN-0005	50009	Pb-214	1.07	0.0332	0.0517	1.7	1.00 - 5.00
5DN-0005	50009	Pu-238	-0.0031 U	0.0171	0.0031	0.0415	1.00 - 5.00
5DN-0005	50009	Pu-239/240	-0.0009 U	0.017	0.0031	0.0404	1.00 - 5.00
5DN-0005	50009	Pu-244	0.0098	0.017	0.0057	0.0313	1.00 - 5.00
5DN-0005	50009	Sb-125	0.0059 U	0.0506	0.0147	0.354	1.00 - 5.00

Table A.2
Analytical Results Summary
Subarea 5D, Round 1

Sample Location	Sample ID	Analyte Name	Activity	MDC	TPU	RTL	Sample Depth (feet bgs)
5DN-00005	50009	Sn-126	-0.0024 U	0.017	0.0052	0.0237	1.00 - 5.00
5DN-00005	50009	Sr-90	0.0001 U	0.203	0.0536	0.485	1.00 - 5.00
5DN-00005	50009	Tc-99	-0.181 U	0.766	0.208	1.63	1.00 - 5.00
5DN-00005	50009	Th-228	1.95 J	0.159	0.198	3.98	1.00 - 5.00
5DN-00005	50009	Th-229	0.031	0.0761	0.0232	0.145	1.00 - 5.00
5DN-00005	50009	Th-230	0.939	0.0958	0.114	2.2	1.00 - 5.00
5DN-00005	50009	Th-232	1.43	0.0757	0.146	3.1	1.00 - 5.00
5DN-00005	50009	Th-234	1.59 J	0.263	0.163	3.19	1.00 - 5.00
5DN-00005	50009	Tl-208	0.549	0.0207	0.0314	0.937	1.00 - 5.00
5DN-00005	50009	Tm-171	6.66 U	16.2	5.72	72.4	1.00 - 5.00
5DN-00005	50009	U-233/234	0.691	0.0488	0.0799	2.02	1.00 - 5.00
5DN-00005	50009	U-235/236	0.0352	0.0424	0.0172	0.151	1.00 - 5.00
5DN-00005	50009	U-238	0.697	0.0343	0.0799	1.8	1.00 - 5.00
5DN-00006	50010	Ac-227	0.0352 U	0.176	0.052	0.217	0.00 - 0.50
5DN-00006	50010	Am-241	0.0029 U	0.0144	0.0036	0.0454	0.00 - 0.50
5DN-00006	50010	Am-243	0.0138	0.017	0.0062	0.0333	0.00 - 0.50
5DN-00006	50010	Bi-212	1.12	0.15	0.0863	2.15	0.00 - 0.50
5DN-00006	50010	Bi-214	0.963	0.0264	0.0453	1.59	0.00 - 0.50
5DN-00006	50010	C-14	-0.0467 U	0.884	0.263	2.96	0.00 - 0.50
5DN-00006	50010	Cd-113m	24.8 U	120	35.4	3030	0.00 - 0.50
5DN-00006	50010	Cm-243/244	0.0003 U	0.0232	0.0052	0.0443	0.00 - 0.50
5DN-00006	50010	Co-60	-0.0034 U	0.017	0.005	0.028	0.00 - 0.50
5DN-00006	50010	Cs-134	-0.0009 U	0.0156	0.0055	0.0864	0.00 - 0.50
5DN-00006	50010	Cs-137	0.0388	0.0151	0.0061	0.207	0.00 - 0.50
5DN-00006	50010	Eu-152	0.0269 J	0.044	0.0157	0.0566	0.00 - 0.50
5DN-00006	50010	Eu-154	0.0342 U	0.0979	0.0294	0.15	0.00 - 0.50
5DN-00006	50010	Eu-155	0.0859 JS	0.0644	0.0241	0.231	0.00 - 0.50
5DN-00006	50010	H-3	1.64 U	8.39	2.4	11.9	0.00 - 0.50
5DN-00006	50010	Ho-166m	0.0144 JS	0.0245	0.0077	0.0432	0.00 - 0.50
5DN-00006	50010	K-40	20.1	0.122	1.13	32.4	0.00 - 0.50
5DN-00006	50010	Na-22	-0.0056 U	0.0203	0.0064	0.037	0.00 - 0.50
5DN-00006	50010	Nb-94	0.0057 U	0.0141	0.0042	0.0214	0.00 - 0.50
5DN-00006	50010	Ni-59	-0.146 U	4.78	1.3	5.96	0.00 - 0.50
5DN-00006	50010	Ni-63	0.506 U	1.65	0.498	4.92	0.00 - 0.50

Table A.2
Analytical Results Summary
Subarea 5D, Round 1

Sample Location	Sample ID	Analyte Name	Activity	MDC	TPU	RTL	Sample Depth (feet bgs)
5DN-00006	50010	Np-236	-0.0256 UJ	0.0322	0.0117	0.047	0.00 - 0.50
5DN-00006	50010	Np-239	0.0501 U	0.119	0.0362	0.139	0.00 - 0.50
5DN-00006	50010	Pa-231	0.128 U	0.723	0.214	0.936	0.00 - 0.50
5DN-00006	50010	Pb-212	1.83	0.0357	0.11	2.69	0.00 - 0.50
5DN-00006	50010	Pb-214	1.07	0.0295	0.052	1.7	0.00 - 0.50
5DN-00006	50010	Pu-238	-0.0017 U	0.0149	0.0029	0.0415	0.00 - 0.50
5DN-00006	50010	Pu-239/240	0.0013 U	0.0183	0.004	0.0404	0.00 - 0.50
5DN-00006	50010	Pu-244	0.007	0.0063	0.004	0.0313	0.00 - 0.50
5DN-00006	50010	Sb-125	0.0065 U	0.0457	0.0137	0.354	0.00 - 0.50
5DN-00006	50010	Sn-126	0.0015 U	0.0152	0.0044	0.0237	0.00 - 0.50
5DN-00006	50010	Sr-90	1.55	0.174	0.184	0.485	0.00 - 0.50
5DN-00006	50010	Tc-99	0.146 U	1.28	0.383	1.63	0.00 - 0.50
5DN-00006	50010	Th-228	1.46	0.101	0.12	3.98	0.00 - 0.50
5DN-00006	50010	Th-229	-0.0051 U	0.0714	0.0168	0.145	0.00 - 0.50
5DN-00006	50010	Th-230	0.596	0.0662	0.0633	2.2	0.00 - 0.50
5DN-00006	50010	Th-232	1	0.0468	0.0852	3.1	0.00 - 0.50
5DN-00006	50010	Th-234	1.67	0.24	0.153	3.19	0.00 - 0.50
5DN-00006	50010	Tl-208	0.571	0.0179	0.032	0.937	0.00 - 0.50
5DN-00006	50010	Tm-171	-0.0018 U	11.9	4	72.4	0.00 - 0.50
5DN-00006	50010	U-233/234	0.796	0.0465	0.0805	2.02	0.00 - 0.50
5DN-00006	50010	U-235/236	0.0533	0.0445	0.0191	0.151	0.00 - 0.50
5DN-00006	50010	U-238	0.738	0.0314	0.0756	1.8	0.00 - 0.50
5DN-00006	50011	Ac-227	-0.0447 U	0.178	0.0558	0.217	1.00 - 5.00
5DN-00006	50011	Am-241	-0.0016 U	0.0294	0.0064	0.0454	1.00 - 5.00
5DN-00006	50011	Am-243	-0.0092 U	0.0437	0.0089	0.0333	1.00 - 5.00
5DN-00006	50011	Bi-212	1.05	0.136	0.0994	2.15	1.00 - 5.00
5DN-00006	50011	Bi-214	0.76	0.0278	0.038	1.59	1.00 - 5.00
5DN-00006	50011	C-14	0.318 U	0.979	0.296	2.96	1.00 - 5.00
5DN-00006	50011	Cd-113m	14.7 U	118	36.2	3030	1.00 - 5.00
5DN-00006	50011	Cm-243/244	-0.0016 U	0.0298	0.0065	0.0443	1.00 - 5.00
5DN-00006	50011	Co-60	0.0004 U	0.0174	0.0051	0.028	1.00 - 5.00
5DN-00006	50011	Cs-134	0.0047 U	0.0161	0.0055	0.0864	1.00 - 5.00
5DN-00006	50011	Cs-137	-0.0157 UJ	0.0156	0.0062	0.207	1.00 - 5.00
5DN-00006	50011	Eu-152	0.0089 U	0.0444	0.0138	0.0566	1.00 - 5.00

Table A.2
Analytical Results Summary
Subarea 5D, Round 1

Sample Location	Sample ID	Analyte Name	Activity	MDC	TPU	RTL	Sample Depth (feet bgs)
5DN-00006	50011	Eu-154	-0.0536 U	0.091	0.0306	0.15	1.00 - 5.00
5DN-00006	50011	Eu-155	0.0865 JS	0.0646	0.0264	0.231	1.00 - 5.00
5DN-00006	50011	H-3	3.44	6.59	2.02	11.9	1.00 - 5.00
5DN-00006	50011	Ho-166m	-0.0005 U	0.0253	0.0076	0.0432	1.00 - 5.00
5DN-00006	50011	K-40	17.8	0.14	1.02	32.4	1.00 - 5.00
5DN-00006	50011	Na-22	-0.0091 U	0.0203	0.0067	0.037	1.00 - 5.00
5DN-00006	50011	Nb-94	0.0099 JS	0.0156	0.0051	0.0214	1.00 - 5.00
5DN-00006	50011	Ni-59	-0.942 U	4.77	1.39	5.96	1.00 - 5.00
5DN-00006	50011	Ni-63	0.124 U	1.07	0.321	4.92	1.00 - 5.00
5DN-00006	50011	Np-236	-0.0204 U	0.0326	0.0108	0.047	1.00 - 5.00
5DN-00006	50011	Np-239	-0.0054 U	0.118	0.036	0.139	1.00 - 5.00
5DN-00006	50011	Pa-231	-0.0637 U	0.736	0.227	0.936	1.00 - 5.00
5DN-00006	50011	Pb-212	1.7	0.0344	0.102	2.69	1.00 - 5.00
5DN-00006	50011	Pb-214	0.858	0.0297	0.0429	1.7	1.00 - 5.00
5DN-00006	50011	Pu-238	0.0016 U	0.0224	0.0049	0.0415	1.00 - 5.00
5DN-00006	50011	Pu-239/240	0.0003 U	0.0283	0.0064	0.0404	1.00 - 5.00
5DN-00006	50011	Pu-244	0	0.0077	0.0028	0.0313	1.00 - 5.00
5DN-00006	50011	Sb-125	-0.0066 U	0.0432	0.0128	0.354	1.00 - 5.00
5DN-00006	50011	Sn-126	0.0011 U	0.0164	0.0049	0.0237	1.00 - 5.00
5DN-00006	50011	Sr-90	0.0106 U	0.287	0.0794	0.485	1.00 - 5.00
5DN-00006	50011	Tc-99	0.132 U	0.941	0.28	1.63	1.00 - 5.00
5DN-00006	50011	Th-228	1.34	0.0813	0.129	3.98	1.00 - 5.00
5DN-00006	50011	Th-229	0.0197 U	0.0708	0.0198	0.145	1.00 - 5.00
5DN-00006	50011	Th-230	0.853	0.0707	0.0913	2.2	1.00 - 5.00
5DN-00006	50011	Th-232	1.28	0.0177	0.118	3.1	1.00 - 5.00
5DN-00006	50011	Th-234	1.37 J	0.267	0.15	3.19	1.00 - 5.00
5DN-00006	50011	Tl-208	0.512	0.0167	0.0297	0.937	1.00 - 5.00
5DN-00006	50011	Tm-171	-0.448 U	14.3	4.95	72.4	1.00 - 5.00
5DN-00006	50011	U-233/234	0.708	0.0501	0.0861	2.02	1.00 - 5.00
5DN-00006	50011	U-235/236	0.0101 U	0.05	0.0125	0.151	1.00 - 5.00
5DN-00006	50011	U-238	0.66	0.0575	0.0824	1.8	1.00 - 5.00
5DN-00007	50012	Ac-227	0.0447 U	0.18	0.0543	0.217	0.00 - 0.50
5DN-00007	50012	Am-241	0.0038 U	0.0188	0.0047	0.0454	0.00 - 0.50
5DN-00007	50012	Am-243	-0.0005 U	0.026	0.0054	0.0333	0.00 - 0.50

Table A.2
Analytical Results Summary
Subarea 5D, Round 1

Sample Location	Sample ID	Analyte Name	Activity	MDC	TPU	RTL	Sample Depth (feet bgs)
5DN-00007	50012	Bi-212	0.96	0.138	0.0845	2.15	0.00 - 0.50
5DN-00007	50012	Bi-214	0.921	0.0266	0.0436	1.59	0.00 - 0.50
5DN-00007	50012	C-14	0.528	0.978	0.299	2.96	0.00 - 0.50
5DN-00007	50012	Cd-113m	-12.7 U	118	36.6	3030	0.00 - 0.50
5DN-00007	50012	Cm-243/244	0.0008 U	0.019	0.0037	0.0443	0.00 - 0.50
5DN-00007	50012	Co-60	0.0024 U	0.0155	0.0046	0.028	0.00 - 0.50
5DN-00007	50012	Cs-134	-0.0022 U	0.0146	0.0049	0.0864	0.00 - 0.50
5DN-00007	50012	Cs-137	0.0341	0.016	0.0067	0.207	0.00 - 0.50
5DN-00007	50012	Eu-152	-0.0202 U	0.0423	0.0143	0.0566	0.00 - 0.50
5DN-00007	50012	Eu-154	-0.0331 U	0.0914	0.0288	0.15	0.00 - 0.50
5DN-00007	50012	Eu-155	0.146 JS	0.0644	0.0292	0.231	0.00 - 0.50
5DN-00007	50012	H-3	5.02	6.64	2.14	11.9	0.00 - 0.50
5DN-00007	50012	Ho-166m	-0.0015 U	0.0238	0.007	0.0432	0.00 - 0.50
5DN-00007	50012	K-40	20.6	0.113	1.18	32.4	0.00 - 0.50
5DN-00007	50012	Na-22	-0.0082 U	0.0194	0.0063	0.037	0.00 - 0.50
5DN-00007	50012	Nb-94	0.0111 JS	0.0144	0.0048	0.0214	0.00 - 0.50
5DN-00007	50012	Ni-59	-0.058 UJ	3.71	0.991	5.96	0.00 - 0.50
5DN-00007	50012	Ni-63	0.265 U	1.17	0.353	4.92	0.00 - 0.50
5DN-00007	50012	Np-236	-0.007 U	0.0344	0.0105	0.047	0.00 - 0.50
5DN-00007	50012	Np-239	0.0006 U	0.12	0.0357	0.139	0.00 - 0.50
5DN-00007	50012	Pa-231	-0.327 U	0.722	0.233	0.936	0.00 - 0.50
5DN-00007	50012	Pb-212	1.46	0.0337	0.0926	2.69	0.00 - 0.50
5DN-00007	50012	Pb-214	0.98	0.0304	0.0489	1.7	0.00 - 0.50
5DN-00007	50012	Pu-238	0	0.0063	0.0023	0.0415	0.00 - 0.50
5DN-00007	50012	Pu-239/240	0.0029 U	0.0146	0.0037	0.0404	0.00 - 0.50
5DN-00007	50012	Pu-244	0.0105	0.0181	0.0061	0.0313	0.00 - 0.50
5DN-00007	50012	Sb-125	0.0098 U	0.0434	0.0132	0.354	0.00 - 0.50
5DN-00007	50012	Sn-126	-0.0002 U	0.0153	0.0045	0.0237	0.00 - 0.50
5DN-00007	50012	Sr-90	-0.025 U	0.299	0.0803	0.485	0.00 - 0.50
5DN-00007	50012	Tc-99	0.301 U	1.2	0.361	1.63	0.00 - 0.50
5DN-00007	50012	Th-228	1.2	0.0924	0.118	3.98	0.00 - 0.50
5DN-00007	50012	Th-229	0.0166 U	0.054	0.0152	0.145	0.00 - 0.50
5DN-00007	50012	Th-230	0.837	0.0539	0.0882	2.2	0.00 - 0.50
5DN-00007	50012	Th-232	1.16	0.0169	0.109	3.1	0.00 - 0.50

Table A.2
Analytical Results Summary
Subarea 5D, Round 1

Sample Location	Sample ID	Analyte Name	Activity	MDC	TPU	RTL	Sample Depth (feet bgs)
5DN-00007	50012	Th-234	1.38 J	0.27	0.142	3.19	0.00 - 0.50
5DN-00007	50012	Tl-208	0.469	0.0168	0.0271	0.937	0.00 - 0.50
5DN-00007	50012	Tm-171	-6.23 U	12.2	4.55	72.4	0.00 - 0.50
5DN-00007	50012	U-233/234	0.808	0.0493	0.0896	2.02	0.00 - 0.50
5DN-00007	50012	U-235/236	0.0472	0.0183	0.0182	0.151	0.00 - 0.50
5DN-00007	50012	U-238	0.859	0.043	0.0933	1.8	0.00 - 0.50
5DN-00007	50013	Ac-227	0.0419 UJ	0.192	0.0565	0.217	1.00 - 5.00
5DN-00007	50013	Am-241	0.0146	0.0149	0.0065	0.0454	1.00 - 5.00
5DN-00007	50013	Am-243	-0.0004 U	0.0226	0.0047	0.0333	1.00 - 5.00
5DN-00007	50013	Bi-212	1.12	0.148	0.0923	2.15	1.00 - 5.00
5DN-00007	50013	Bi-214	1.02	0.0275	0.0484	1.59	1.00 - 5.00
5DN-00007	50013	C-14	-0.0788 U	0.959	0.284	2.96	1.00 - 5.00
5DN-00007	50013	Cd-113m	2.89 U	124	36.1	3030	1.00 - 5.00
5DN-00007	50013	Cm-243/244	0.0067 U	0.0214	0.0061	0.0443	1.00 - 5.00
5DN-00007	50013	Co-60	-0.0023 U	0.0184	0.0053	0.028	1.00 - 5.00
5DN-00007	50013	Cs-134	0.0003 U	0.0161	0.0056	0.0864	1.00 - 5.00
5DN-00007	50013	Cs-137	-0.0063 U	0.0163	0.0057	0.207	1.00 - 5.00
5DN-00007	50013	Eu-152	-0.0212 U	0.0455	0.0157	0.0566	1.00 - 5.00
5DN-00007	50013	Eu-154	0.0114 U	0.0952	0.0321	0.15	1.00 - 5.00
5DN-00007	50013	Eu-155	0.0919 JS	0.0658	0.028	0.231	1.00 - 5.00
5DN-00007	50013	H-3	1.85 U	6.63	1.93	11.9	1.00 - 5.00
5DN-00007	50013	Ho-166m	-0.019 UJ	0.0251	0.0088	0.0432	1.00 - 5.00
5DN-00007	50013	K-40	19.8	0.126	1.12	32.4	1.00 - 5.00
5DN-00007	50013	Na-22	0.0069 U	0.0224	0.0067	0.037	1.00 - 5.00
5DN-00007	50013	Nb-94	0.0056 U	0.0152	0.0045	0.0214	1.00 - 5.00
5DN-00007	50013	Ni-59	1.34 U	4.87	1.27	5.96	1.00 - 5.00
5DN-00007	50013	Ni-63	0.389 U	1.01	0.308	4.92	1.00 - 5.00
5DN-00007	50013	Np-236	-0.0338 UJ	0.0338	0.0133	0.047	1.00 - 5.00
5DN-00007	50013	Np-239	-0.0191 U	0.123	0.0364	0.139	1.00 - 5.00
5DN-00007	50013	Pa-231	-0.0286 U	0.773	0.235	0.936	1.00 - 5.00
5DN-00007	50013	Pb-212	1.79	0.0353	0.108	2.69	1.00 - 5.00
5DN-00007	50013	Pb-214	1.14	0.0328	0.0557	1.7	1.00 - 5.00
5DN-00007	50013	Pu-238	0.0008 UJ	0.0174	0.0034	0.0415	1.00 - 5.00
5DN-00007	50013	Pu-239/240	0.0042 UJ	0.0215	0.0055	0.0404	1.00 - 5.00

Table A.2
Analytical Results Summary
Subarea 5D, Round 1

Sample Location	Sample ID	Analyte Name	Activity	MDC	TPU	RTL	Sample Depth (feet bgs)
5DN-00007	50013	Pu-244	0.0163	0.0074	0.0067	0.0313	1.00 - 5.00
5DN-00007	50013	Sb-125	0.0197 U	0.0476	0.0147	0.354	1.00 - 5.00
5DN-00007	50013	Sn-126	0.0032 U	0.0164	0.0048	0.0237	1.00 - 5.00
5DN-00007	50013	Sr-90	0.365	0.302	0.109	0.485	1.00 - 5.00
5DN-00007	50013	Tc-99	0.293 U	0.837	0.251	1.63	1.00 - 5.00
5DN-00007	50013	Th-228	1.93 J	0.184	0.192	3.98	1.00 - 5.00
5DN-00007	50013	Th-229	0 UJ	0.0842	0.0181	0.145	1.00 - 5.00
5DN-00007	50013	Th-230	1.01	0.0666	0.115	2.2	1.00 - 5.00
5DN-00007	50013	Th-232	1.3	0.0664	0.135	3.1	1.00 - 5.00
5DN-00007	50013	Th-234	1.8	0.272	0.163	3.19	1.00 - 5.00
5DN-00007	50013	Tl-208	0.528	0.0188	0.03	0.937	1.00 - 5.00
5DN-00007	50013	Tm-171	-8.62 U	11.8	4.53	72.4	1.00 - 5.00
5DN-00007	50013	U-233/234	0.78	0.0657	0.101	2.02	1.00 - 5.00
5DN-00007	50013	U-235/236	0.0993	0.0269	0.0324	0.151	1.00 - 5.00
5DN-00007	50013	U-238	0.83	0.0979	0.107	1.8	1.00 - 5.00
5DN-00008	50014	Ac-227	-0.0466 U	0.166	0.0523	0.217	0.00 - 0.50
5DN-00008	50014	Am-241	0.0095	0.0184	0.0062	0.0454	0.00 - 0.50
5DN-00008	50014	Bi-212	0.859	0.148	0.0798	2.15	0.00 - 0.50
5DN-00008	50014	Bi-214	0.775	0.026	0.0386	1.59	0.00 - 0.50
5DN-00008	50014	Cd-113m	61.9 J	116	37.7	3030	0.00 - 0.50
5DN-00008	50014	Cm-243/244	0.003	0.008	0.003	0.0443	0.00 - 0.50
5DN-00008	50014	Co-60	0.0008 U	0.0179	0.0053	0.028	0.00 - 0.50
5DN-00008	50014	Cs-134	0.0051 U	0.0155	0.0052	0.0864	0.00 - 0.50
5DN-00008	50014	Cs-137	0.0208	0.0148	0.006	0.207	0.00 - 0.50
5DN-00008	50014	Eu-152	0.0108 U	0.0417	0.0136	0.0566	0.00 - 0.50
5DN-00008	50014	Eu-154	-0.0363 U	0.0937	0.0295	0.15	0.00 - 0.50
5DN-00008	50014	Eu-155	0.049 JS	0.0615	0.0217	0.231	0.00 - 0.50
5DN-00008	50014	Ho-166m	-0.0044 U	0.023	0.0071	0.0432	0.00 - 0.50
5DN-00008	50014	K-40	19.5	0.122	1.12	32.4	0.00 - 0.50
5DN-00008	50014	Na-22	-0.0051 U	0.0226	0.007	0.037	0.00 - 0.50
5DN-00008	50014	Nb-94	0.0043 U	0.0138	0.0042	0.0214	0.00 - 0.50
5DN-00008	50014	Ni-59	-0.555 U	4.67	1.34	5.96	0.00 - 0.50
5DN-00008	50014	Ni-63	-0.0902 U	1.16	0.345	4.92	0.00 - 0.50
5DN-00008	50014	Np-236	-0.0042 U	0.0307	0.0095	0.047	0.00 - 0.50

Table A.2
Analytical Results Summary
Subarea 5D, Round 1

Sample Location	Sample ID	Analyte Name	Activity	MDC	TPU	RTL	Sample Depth (feet bgs)
5DN-00008	50014	Np-239	0.0184 U	0.113	0.0343	0.139	0.00 - 0.50
5DN-00008	50014	Pa-231	0.202 U	0.697	0.241	0.936	0.00 - 0.50
5DN-00008	50014	Pb-212	1.3	0.0341	0.0786	2.69	0.00 - 0.50
5DN-00008	50014	Pb-214	0.846	0.029	0.0417	1.7	0.00 - 0.50
5DN-00008	50014	Pm-147	1.88 U	7.63	2.27	17.5	0.00 - 0.50
5DN-00008	50014	Pu-238	0.0174	0.0342	0.0108	0.0415	0.00 - 0.50
5DN-00008	50014	Pu-239/240	0.0009 UJ	0.0216	0.0042	0.0404	0.00 - 0.50
5DN-00008	50014	Pu-244	0.0077	0.0216	0.0064	0.0313	0.00 - 0.50
5DN-00008	50014	Sb-125	0.0035 U	0.0426	0.0124	0.354	0.00 - 0.50
5DN-00008	50014	Sn-126	-0.0085 U	0.0149	0.0051	0.0237	0.00 - 0.50
5DN-00008	50014	Sr-90	0.821	0.31	0.146	0.485	0.00 - 0.50
5DN-00008	50014	Tc-99	-0.266 U	1.03	0.284	1.63	0.00 - 0.50
5DN-00008	50014	Th-228	1.31	0.0865	0.123	3.98	0.00 - 0.50
5DN-00008	50014	Th-229	0 U	0.0826	0.0199	0.145	0.00 - 0.50
5DN-00008	50014	Th-230	0.685	0.0676	0.0752	2.2	0.00 - 0.50
5DN-00008	50014	Th-232	0.827	0.017	0.0825	3.1	0.00 - 0.50
5DN-00008	50014	Th-234	1.46 J	0.248	0.159	3.19	0.00 - 0.50
5DN-00008	50014	Tl-208	0.357	0.019	0.0227	0.937	0.00 - 0.50
5DN-00008	50014	Tm-171	-1.99 U	14	4.85	72.4	0.00 - 0.50
5DN-00008	50014	U-233/234	0.516	0.0912	0.0671	2.02	0.00 - 0.50
5DN-00008	50014	U-235/236	0.0334	0.0181	0.0151	0.151	0.00 - 0.50
5DN-00008	50014	U-238	0.72	0.0344	0.0787	1.8	0.00 - 0.50
5DN-00008	50015	Ac-227	0.0168 U	0.169	0.0516	0.217	1.00 - 5.00
5DN-00008	50015	Am-241	0.0041	0.0055	0.0029	0.0454	1.00 - 5.00
5DN-00008	50015	Bi-212	1.17	0.144	0.0876	2.15	1.00 - 5.00
5DN-00008	50015	Bi-214	0.663	0.0257	0.0335	1.59	1.00 - 5.00
5DN-00008	50015	Cd-113m	-40.8 U	113	36.4	3030	1.00 - 5.00
5DN-00008	50015	Cm-243/244	0.0116	0.0165	0.006	0.0443	1.00 - 5.00
5DN-00008	50015	Co-60	0.0062 U	0.0175	0.0052	0.028	1.00 - 5.00
5DN-00008	50015	Cs-134	0.0008 U	0.0153	0.0052	0.0864	1.00 - 5.00
5DN-00008	50015	Cs-137	-0.0072 U	0.0157	0.0052	0.207	1.00 - 5.00
5DN-00008	50015	Eu-152	-0.0044 U	0.042	0.0132	0.0566	1.00 - 5.00
5DN-00008	50015	Eu-154	-0.0586 UJ	0.088	0.0304	0.15	1.00 - 5.00
5DN-00008	50015	Eu-155	0.115 JS	0.0634	0.0314	0.231	1.00 - 5.00

Table A.2
Analytical Results Summary
Subarea 5D, Round 1

Sample Location	Sample ID	Analyte Name	Activity	MDC	TPU	RTL	Sample Depth (feet bgs)
5DN-00008	50015	Ho-166m	0.003 U	0.0241	0.0073	0.0432	1.00 - 5.00
5DN-00008	50015	K-40	19.6	0.113	1.12	32.4	1.00 - 5.00
5DN-00008	50015	Na-22	-0.0055 U	0.0215	0.0067	0.037	1.00 - 5.00
5DN-00008	50015	Nb-94	0.0042 U	0.014	0.0043	0.0214	1.00 - 5.00
5DN-00008	50015	Ni-59	0.911 U	4.78	1.32	5.96	1.00 - 5.00
5DN-00008	50015	Ni-63	0.106 U	1.4	0.419	4.92	1.00 - 5.00
5DN-00008	50015	Np-236	-0.0303 UJ	0.0308	0.0117	0.047	1.00 - 5.00
5DN-00008	50015	Np-239	-0.0154 U	0.112	0.0345	0.139	1.00 - 5.00
5DN-00008	50015	Pa-231	-0.136 U	0.686	0.215	0.936	1.00 - 5.00
5DN-00008	50015	Pb-212	1.68	0.0353	0.1	2.69	1.00 - 5.00
5DN-00008	50015	Pb-214	0.756	0.029	0.0382	1.7	1.00 - 5.00
5DN-00008	50015	Pm-147	-1.92 U	7.48	2.14	17.5	1.00 - 5.00
5DN-00008	50015	Pu-238	0.0059 U	0.0298	0.0076	0.0415	1.00 - 5.00
5DN-00008	50015	Pu-239/240	-0.006 U	0.041	0.0081	0.0404	1.00 - 5.00
5DN-00008	50015	Pu-244	0.0021 U	0.0297	0.0066	0.0313	1.00 - 5.00
5DN-00008	50015	Sb-125	-0.0023 U	0.0435	0.0128	0.354	1.00 - 5.00
5DN-00008	50015	Sn-126	0.0002 U	0.0154	0.0047	0.0237	1.00 - 5.00
5DN-00008	50015	Sr-90	0.0408 U	0.207	0.0586	0.485	1.00 - 5.00
5DN-00008	50015	Tc-99	-0.23 U	1.11	0.325	1.63	1.00 - 5.00
5DN-00008	50015	Th-228	1.44	0.156	0.145	3.98	1.00 - 5.00
5DN-00008	50015	Th-229	0.0233 U	0.11	0.0301	0.145	1.00 - 5.00
5DN-00008	50015	Th-230	0.837	0.0834	0.0933	2.2	1.00 - 5.00
5DN-00008	50015	Th-232	1.05	0.0569	0.106	3.1	1.00 - 5.00
5DN-00008	50015	Th-234	1.29 J	0.251	0.139	3.19	1.00 - 5.00
5DN-00008	50015	Tl-208	0.521	0.0181	0.0295	0.937	1.00 - 5.00
5DN-00008	50015	Tm-171	1.31 U	14.2	4.89	72.4	1.00 - 5.00
5DN-00008	50015	U-233/234	0.718	0.0738	0.0784	2.02	1.00 - 5.00
5DN-00008	50015	U-235/236	0.028	0.0485	0.0164	0.151	1.00 - 5.00
5DN-00008	50015	U-238	0.712	0.0317	0.076	1.8	1.00 - 5.00
5DN-00009	50016	Ac-227	-0.0316 U	0.201	0.0626	0.217	0.00 - 0.50
5DN-00009	50016	Am-241	0.0024 U	0.0258	0.0061	0.0454	0.00 - 0.50
5DN-00009	50016	Am-243	0.0019 U	0.0329	0.008	0.0333	0.00 - 0.50
5DN-00009	50016	Bi-212	0.88 J	0.211	0.104	2.15	0.00 - 0.50
5DN-00009	50016	Bi-214	0.927	0.0373	0.0489	1.59	0.00 - 0.50

Table A.2
Analytical Results Summary
Subarea 5D, Round 1

Sample Location	Sample ID	Analyte Name	Activity	MDC	TPU	RTL	Sample Depth (feet bgs)
5DN-00009	50016	C-14	-0.0613 U	0.771	0.227	2.96	0.00 - 0.50
5DN-00009	50016	Cd-113m	-11.3 U	137	42.3	3030	0.00 - 0.50
5DN-00009	50016	Cm-243/244	0.0112	0.0265	0.0081	0.0443	0.00 - 0.50
5DN-00009	50016	Co-60	0.0062 U	0.0277	0.0078	0.028	0.00 - 0.50
5DN-00009	50016	Cs-134	0.0141 JS	0.0238	0.0093	0.0864	0.00 - 0.50
5DN-00009	50016	Cs-137	0.0397	0.0245	0.0091	0.207	0.00 - 0.50
5DN-00009	50016	Eu-152	-0.0054 U	0.0531	0.016	0.0566	0.00 - 0.50
5DN-00009	50016	Eu-154	-0.0056 U	0.137	0.0401	0.15	0.00 - 0.50
5DN-00009	50016	Eu-155	0.0858 JS	0.0604	0.0245	0.231	0.00 - 0.50
5DN-00009	50016	H-3	2.14 U	5.89	1.75	11.9	0.00 - 0.50
5DN-00009	50016	Ho-166m	0.0076 U	0.0364	0.0104	0.0432	0.00 - 0.50
5DN-00009	50016	K-40	19.9	0.184	1.11	32.4	0.00 - 0.50
5DN-00009	50016	Na-22	-0.0018 U	0.0334	0.0096	0.037	0.00 - 0.50
5DN-00009	50016	Nb-94	0.012 JS	0.0206	0.0063	0.0214	0.00 - 0.50
5DN-00009	50016	Ni-59	-0.106 U	3.69	1.04	5.96	0.00 - 0.50
5DN-00009	50016	Ni-63	0.506 U	1.77	0.536	4.92	0.00 - 0.50
5DN-00009	50016	Np-236	-0.0052 U	0.0311	0.0093	0.047	0.00 - 0.50
5DN-00009	50016	Np-239	-0.0172 U	0.13	0.04	0.139	0.00 - 0.50
5DN-00009	50016	Pa-231	-0.323 U	0.805	0.265	0.936	0.00 - 0.50
5DN-00009	50016	Pb-212	1.56	0.0417	0.0886	2.69	0.00 - 0.50
5DN-00009	50016	Pb-214	0.994	0.0367	0.0485	1.7	0.00 - 0.50
5DN-00009	50016	Pm-147	2.28 U	7.31	2.19	17.5	0.00 - 0.50
5DN-00009	50016	Pu-238	0.0015 U	0.0217	0.0048	0.0415	0.00 - 0.50
5DN-00009	50016	Pu-239/240	-0.0004 U	0.0248	0.0052	0.0404	0.00 - 0.50
5DN-00009	50016	Pu-244	0.0035 U	0.0175	0.0044	0.0313	0.00 - 0.50
5DN-00009	50016	Sb-125	0.0051 U	0.061	0.0178	0.354	0.00 - 0.50
5DN-00009	50016	Sn-126	0.0057 U	0.0226	0.0065	0.0237	0.00 - 0.50
5DN-00009	50016	Sr-90	0.354	0.38	0.129	0.485	0.00 - 0.50
5DN-00009	50016	Tc-99	-0.273 U	1.03	0.283	1.63	0.00 - 0.50
5DN-00009	50016	Th-228	1.57	0.114	0.149	3.98	0.00 - 0.50
5DN-00009	50016	Th-229	0.0446	0.0548	0.0212	0.145	0.00 - 0.50
5DN-00009	50016	Th-230	0.824	0.0689	0.0902	2.2	0.00 - 0.50
5DN-00009	50016	Th-232	1.18	0.0545	0.112	3.1	0.00 - 0.50
5DN-00009	50016	Th-234	1.45	0.23	0.13	3.19	0.00 - 0.50

Table A.2
Analytical Results Summary
Subarea 5D, Round 1

Sample Location	Sample ID	Analyte Name	Activity	MDC	TPU	RTL	Sample Depth (feet bgs)
5DN-00009	50016	Tl-208	0.498	0.0264	0.0321	0.937	0.00 - 0.50
5DN-00009	50016	Tm-171	3.02 U	9.03	2.94	72.4	0.00 - 0.50
5DN-00009	50016	U-233/234	0.667	0.0708	0.0756	2.02	0.00 - 0.50
5DN-00009	50016	U-235/236	0.0338	0.0407	0.0165	0.151	0.00 - 0.50
5DN-00009	50016	U-238	0.714	0.0519	0.0779	1.8	0.00 - 0.50
5DN-00009	50017	Ac-227	0.0646 U	0.207	0.0643	0.217	1.00 - 5.00
5DN-00009	50017	Am-241	0.0108	0.0254	0.0077	0.0454	1.00 - 5.00
5DN-00009	50017	Am-243	-0.0039 U	0.0363	0.0082	0.0333	1.00 - 5.00
5DN-00009	50017	Bi-212	1.22	0.199	0.11	2.15	1.00 - 5.00
5DN-00009	50017	Bi-214	1.11	0.0397	0.055	1.59	1.00 - 5.00
5DN-00009	50017	C-14	-0.309 U	0.958	0.281	2.96	1.00 - 5.00
5DN-00009	50017	Cd-113m	-37.5 U	137	43.7	3030	1.00 - 5.00
5DN-00009	50017	Cm-243/244	-0.0038 U	0.0332	0.007	0.0443	1.00 - 5.00
5DN-00009	50017	Co-60	-0.0015 UJ	0.0253	0.0073	0.028	1.00 - 5.00
5DN-00009	50017	Cs-134	0.0054 U	0.0218	0.0074	0.0864	1.00 - 5.00
5DN-00009	50017	Cs-137	-0.0107 U	0.0228	0.0086	0.207	1.00 - 5.00
5DN-00009	50017	Eu-152	-0.0169 U	0.0549	0.0167	0.0566	1.00 - 5.00
5DN-00009	50017	Eu-154	-0.0929 U	0.134	0.0472	0.15	1.00 - 5.00
5DN-00009	50017	Eu-155	0.102 SJ	0.0609	0.0279	0.231	1.00 - 5.00
5DN-00009	50017	H-3	2.41 U	6.65	1.97	11.9	1.00 - 5.00
5DN-00009	50017	Ho-166m	-0.0082 U	0.0358	0.0106	0.0432	1.00 - 5.00
5DN-00009	50017	K-40	21.4	0.19	1.18	32.4	1.00 - 5.00
5DN-00009	50017	Na-22	-0.0001 U	0.0307	0.0088	0.037	1.00 - 5.00
5DN-00009	50017	Nb-94	0.0051 UJ	0.0209	0.006	0.0214	1.00 - 5.00
5DN-00009	50017	Ni-59	0.701 U	4.19	1.14	5.96	1.00 - 5.00
5DN-00009	50017	Ni-63	-0.108 U	0.898	0.267	4.92	1.00 - 5.00
5DN-00009	50017	Np-236	-0.02 U	0.0326	0.0108	0.047	1.00 - 5.00
5DN-00009	50017	Np-239	0.017 U	0.137	0.0418	0.139	1.00 - 5.00
5DN-00009	50017	Pa-231	0.229 U	0.867	0.27	0.936	1.00 - 5.00
5DN-00009	50017	Pb-212	1.71	0.0389	0.0963	2.69	1.00 - 5.00
5DN-00009	50017	Pb-214	1.1	0.0391	0.0519	1.7	1.00 - 5.00
5DN-00009	50017	Pm-147	0.082 U	6.44	1.88	17.5	1.00 - 5.00
5DN-00009	50017	Pu-238	0.01	0.0149	0.0055	0.0415	1.00 - 5.00
5DN-00009	50017	Pu-239/240	0.0163	0.0063	0.0062	0.0404	1.00 - 5.00

Table A.2
Analytical Results Summary
Subarea 5D, Round 1

Sample Location	Sample ID	Analyte Name	Activity	MDC	TPU	RTL	Sample Depth (feet bgs)
5DN-00009	50017	Pu-244	0.0023	0.0063	0.0023	0.0313	1.00 - 5.00
5DN-00009	50017	Sb-125	0.0032 U	0.0583	0.0171	0.354	1.00 - 5.00
5DN-00009	50017	Sn-126	-0.0059 U	0.0223	0.0066	0.0237	1.00 - 5.00
5DN-00009	50017	Sr-90	-0.0247 U	0.233	0.0606	0.485	1.00 - 5.00
5DN-00009	50017	Tc-99	-0.0172 U	1.03	0.304	1.63	1.00 - 5.00
5DN-00009	50017	Th-228	1.5 L	0.0581	0.139	3.98	1.00 - 5.00
5DN-00009	50017	Th-229	0.0815 L	0.05	0.0258	0.145	1.00 - 5.00
5DN-00009	50017	Th-230	0.969 L	0.0499	0.0984	2.2	1.00 - 5.00
5DN-00009	50017	Th-232	1.23 L	0.0627	0.116	3.1	1.00 - 5.00
5DN-00009	50017	Th-234	1.3	0.243	0.13	3.19	1.00 - 5.00
5DN-00009	50017	Tl-208	0.571	0.0245	0.0344	0.937	1.00 - 5.00
5DN-00009	50017	Tm-171	0.408 U	8.53	2.72	72.4	1.00 - 5.00
5DN-00009	50017	U-233/234	0.734	0.0519	0.0919	2.02	1.00 - 5.00
5DN-00009	50017	U-235/236	0.0265	0.0239	0.0154	0.151	1.00 - 5.00
5DN-00009	50017	U-238	0.735	0.0193	0.0914	1.8	1.00 - 5.00
5DN-00010	50018	Ac-227	-0.0471 U	0.112	0.0355	0.217	0.00 - 0.50
5DN-00010	50018	Am-241	0.0116	0.0217	0.0071	0.0454	0.00 - 0.50
5DN-00010	50018	Am-243	0.0017 U	0.0292	0.0071	0.0333	0.00 - 0.50
5DN-00010	50018	Bi-212	0.856	0.0949	0.0654	2.15	0.00 - 0.50
5DN-00010	50018	Bi-214	0.442	0.0177	0.0221	1.59	0.00 - 0.50
5DN-00010	50018	C-14	-0.005 U	0.764	0.226	2.96	0.00 - 0.50
5DN-00010	50018	Cd-113m	11.7 U	75.5	22.7	3030	0.00 - 0.50
5DN-00010	50018	Cm-243/244	-0.0011 U	0.0194	0.0035	0.0443	0.00 - 0.50
5DN-00010	50018	Co-60	-0.003 U	0.0109	0.0033	0.028	0.00 - 0.50
5DN-00010	50018	Cs-134	0.0012 U	0.0103	0.0036	0.0864	0.00 - 0.50
5DN-00010	50018	Cs-137	0.0038 U	0.0101	0.0036	0.207	0.00 - 0.50
5DN-00010	50018	Eu-152	-0.0162 U	0.0278	0.0101	0.0566	0.00 - 0.50
5DN-00010	50018	Eu-154	-0.0121 U	0.059	0.0179	0.15	0.00 - 0.50
5DN-00010	50018	Eu-155	0.0559 JS	0.0432	0.0164	0.231	0.00 - 0.50
5DN-00010	50018	H-3	3.76	6.36	1.98	11.9	0.00 - 0.50
5DN-00010	50018	Ho-166m	-0.0011 U	0.0153	0.0046	0.0432	0.00 - 0.50
5DN-00010	50018	K-40	19.4	0.0765	1.23	32.4	0.00 - 0.50
5DN-00010	50018	Na-22	0.0001 U	0.0144	0.0044	0.037	0.00 - 0.50
5DN-00010	50018	Nb-94	0.0024 U	0.0089	0.0027	0.0214	0.00 - 0.50

Table A.2
Analytical Results Summary
Subarea 5D, Round 1

Sample Location	Sample ID	Analyte Name	Activity	MDC	TPU	RTL	Sample Depth (feet bgs)
5DN-00010	50018	Ni-59	-0.95 U	3.94	1.17	5.96	0.00 - 0.50
5DN-00010	50018	Ni-63	-0.431 U	1.19	0.35	4.92	0.00 - 0.50
5DN-00010	50018	Np-236	0.0009 U	0.0216	0.0066	0.047	0.00 - 0.50
5DN-00010	50018	Np-239	0.0204 U	0.0765	0.0231	0.139	0.00 - 0.50
5DN-00010	50018	Pa-231	0.0477 U	0.465	0.145	0.936	0.00 - 0.50
5DN-00010	50018	Pb-212	1.47	0.0234	0.0893	2.69	0.00 - 0.50
5DN-00010	50018	Pb-214	0.462	0.0195	0.0232	1.7	0.00 - 0.50
5DN-00010	50018	Pm-147	0.585 U	7.44	2.17	17.5	0.00 - 0.50
5DN-00010	50018	Pu-238	-0.001 U	0.0183	0.0033	0.0415	0.00 - 0.50
5DN-00010	50018	Pu-239/240	0.0036 U	0.0183	0.0047	0.0404	0.00 - 0.50
5DN-00010	50018	Pu-244	0.0023	0.0063	0.0023	0.0313	0.00 - 0.50
5DN-00010	50018	Sb-125	-0.0021 U	0.0291	0.0085	0.354	0.00 - 0.50
5DN-00010	50018	Sn-126	0.0009 U	0.0099	0.003	0.0237	0.00 - 0.50
5DN-00010	50018	Sr-90	0.0142 U	0.226	0.0612	0.485	0.00 - 0.50
5DN-00010	50018	Tc-99	-0.131 U	0.924	0.259	1.63	0.00 - 0.50
5DN-00010	50018	Th-228	1.62	0.123	0.151	3.98	0.00 - 0.50
5DN-00010	50018	Th-229	0.0365	0.0786	0.0243	0.145	0.00 - 0.50
5DN-00010	50018	Th-230	0.532	0.103	0.0723	2.2	0.00 - 0.50
5DN-00010	50018	Th-232	1.23	0.0535	0.114	3.1	0.00 - 0.50
5DN-00010	50018	Th-234	0.779 J	0.168	0.0895	3.19	0.00 - 0.50
5DN-00010	50018	Tl-208	0.454	0.0111	0.0248	0.937	0.00 - 0.50
5DN-00010	50018	Tm-171	-6.21 U	10.6	3.89	72.4	0.00 - 0.50
5DN-00010	50018	U-233/234	0.347	0.052	0.0516	2.02	0.00 - 0.50
5DN-00010	50018	U-235/236	0.006 U	0.0643	0.0152	0.151	0.00 - 0.50
5DN-00010	50018	U-238	0.394	0.0453	0.0551	1.8	0.00 - 0.50
5DN-00010	50019	Ac-227	-0.128 U	0.248	0.0809	0.217	1.00 - 5.00
5DN-00010	50019	Am-241	0.0005 U	0.0253	0.0062	0.0454	1.00 - 5.00
5DN-00010	50019	Am-243	0.0155	0.028	0.0089	0.0333	1.00 - 5.00
5DN-00010	50019	Bi-212	1.19 J	0.214	0.122	2.15	1.00 - 5.00
5DN-00010	50019	Bi-214	1.01	0.0392	0.0504	1.59	1.00 - 5.00
5DN-00010	50019	C-14	-0.11 U	0.678	0.202	2.96	1.00 - 5.00
5DN-00010	50019	Cd-113m	-8.32 U	168	51.7	3030	1.00 - 5.00
5DN-00010	50019	Cm-243/244	0.0008 U	0.0216	0.0051	0.0443	1.00 - 5.00
5DN-00010	50019	Co-60	-0.0012 U	0.0245	0.0072	0.028	1.00 - 5.00

Table A.2
Analytical Results Summary
Subarea 5D, Round 1

Sample Location	Sample ID	Analyte Name	Activity	MDC	TPU	RTL	Sample Depth (feet bgs)
5DN-00010	50019	Cs-134	0.0043 U	0.023	0.0077	0.0864	1.00 - 5.00
5DN-00010	50019	Cs-137	-0.0187 UJ	0.0215	0.008	0.207	1.00 - 5.00
5DN-00010	50019	Eu-152	-0.0272 U	0.062	0.0208	0.0566	1.00 - 5.00
5DN-00010	50019	Eu-154	-0.0789 UJ	0.13	0.0437	0.15	1.00 - 5.00
5DN-00010	50019	Eu-155	0.0899 JS	0.0909	0.0293	0.231	1.00 - 5.00
5DN-00010	50019	H-3	3.01 U	7.54	2.25	11.9	1.00 - 5.00
5DN-00010	50019	Ho-166m	-0.0122 U	0.034	0.0107	0.0432	1.00 - 5.00
5DN-00010	50019	K-40	20.4	0.154	1.27	32.4	1.00 - 5.00
5DN-00010	50019	Na-22	0.0012 U	0.0324	0.0095	0.037	1.00 - 5.00
5DN-00010	50019	Nb-94	0.0079 U	0.0205	0.0062	0.0214	1.00 - 5.00
5DN-00010	50019	Ni-59	-1.33 U	4.12	1.26	5.96	1.00 - 5.00
5DN-00010	50019	Ni-63	-0.141 U	1.35	0.4	4.92	1.00 - 5.00
5DN-00010	50019	Np-236	0.0022 U	0.0458	0.0141	0.047	1.00 - 5.00
5DN-00010	50019	Np-239	-0.0119 U	0.165	0.0489	0.139	1.00 - 5.00
5DN-00010	50019	Pa-231	-0.0049 U	1.03	0.35	0.936	1.00 - 5.00
5DN-00010	50019	Pb-212	2.07	0.0514	0.134	2.69	1.00 - 5.00
5DN-00010	50019	Pb-214	1.05	0.0433	0.0548	1.7	1.00 - 5.00
5DN-00010	50019	Pm-147	-0.805 U	7.96	2.31	17.5	1.00 - 5.00
5DN-00010	50019	Pu-238	-0.0016 U	0.0462	0.011	0.0415	1.00 - 5.00
5DN-00010	50019	Pu-239/240	-0.0063 U	0.0337	0.0059	0.0404	1.00 - 5.00
5DN-00010	50019	Pu-244	0.0034	0.0091	0.0034	0.0313	1.00 - 5.00
5DN-00010	50019	Sb-125	-0.0074 U	0.0648	0.0199	0.354	1.00 - 5.00
5DN-00010	50019	Sn-126	-0.0043 U	0.0222	0.0067	0.0237	1.00 - 5.00
5DN-00010	50019	Sr-90	0.0821 U	0.203	0.0611	0.485	1.00 - 5.00
5DN-00010	50019	Tc-99	-0.585 U	1.17	0.335	1.63	1.00 - 5.00
5DN-00010	50019	Th-228	1.55 J	0.181	0.156	3.98	1.00 - 5.00
5DN-00010	50019	Th-229	0.0532	0.0206	0.0203	0.145	1.00 - 5.00
5DN-00010	50019	Th-230	0.819	0.0704	0.092	2.2	1.00 - 5.00
5DN-00010	50019	Th-232	1.28	0.0557	0.121	3.1	1.00 - 5.00
5DN-00010	50019	Th-234	2.15 J	0.38	0.234	3.19	1.00 - 5.00
5DN-00010	50019	Tl-208	0.619	0.0246	0.0372	0.937	1.00 - 5.00
5DN-00010	50019	Tm-171	-2.49 U	24.5	8.27	72.4	1.00 - 5.00
5DN-00010	50019	U-233/234	0.592	0.0705	0.071	2.02	1.00 - 5.00
5DN-00010	50019	U-235/236	0.0571	0.0526	0.0225	0.151	1.00 - 5.00

Table A.2
Analytical Results Summary
Subarea 5D, Round 1

Sample Location	Sample ID	Analyte Name	Activity	MDC	TPU	RTL	Sample Depth (feet bgs)
5DN-00010	50019	U-238	0.753	0.0426	0.0815	1.8	1.00 - 5.00
5DN-00011	50020	Ac-227	-0.0544 U	0.17	0.0528	0.217	0.00 - 0.50
5DN-00011	50020	Am-241	0.0006 U	0.0133	0.0026	0.0454	0.00 - 0.50
5DN-00011	50020	Am-243	0.0099	0.0199	0.0062	0.0333	0.00 - 0.50
5DN-00011	50020	Bi-212	0.877	0.134	0.0798	2.15	0.00 - 0.50
5DN-00011	50020	Bi-214	0.777	0.0273	0.0378	1.59	0.00 - 0.50
5DN-00011	50020	C-14	0.0717 U	0.769	0.229	2.96	0.00 - 0.50
5DN-00011	50020	Cd-113m	-25.8 U	115	37.7	3030	0.00 - 0.50
5DN-00011	50020	Cm-243/244	0.0006 U	0.0136	0.0026	0.0443	0.00 - 0.50
5DN-00011	50020	Co-60	-0.0121 UJ	0.0146	0.0055	0.028	0.00 - 0.50
5DN-00011	50020	Cs-134	0.0083 SJ	0.0167	0.0057	0.0864	0.00 - 0.50
5DN-00011	50020	Cs-137	0.0238	0.0155	0.0061	0.207	0.00 - 0.50
5DN-00011	50020	Eu-152	-0.0199 U	0.0416	0.0154	0.0566	0.00 - 0.50
5DN-00011	50020	Eu-154	-0.0495 UJ	0.0844	0.0326	0.15	0.00 - 0.50
5DN-00011	50020	Eu-155	0.0392 SJ	0.0666	0.0225	0.231	0.00 - 0.50
5DN-00011	50020	H-3	1.91 U	6.43	1.89	11.9	0.00 - 0.50
5DN-00011	50020	Ho-166m	0.0032 U	0.0236	0.0068	0.0432	0.00 - 0.50
5DN-00011	50020	K-40	19	0.112	1.09	32.4	0.00 - 0.50
5DN-00011	50020	Na-22	-0.0007 U	0.0212	0.0064	0.037	0.00 - 0.50
5DN-00011	50020	Nb-94	0.0088 SJ	0.0137	0.0044	0.0214	0.00 - 0.50
5DN-00011	50020	Ni-59	0.0056 U	4.06	1.14	5.96	0.00 - 0.50
5DN-00011	50020	Ni-63	-0.267 U	1.06	0.314	4.92	0.00 - 0.50
5DN-00011	50020	Np-236	-0.0201 U	0.0321	0.0106	0.047	0.00 - 0.50
5DN-00011	50020	Np-239	0.0084 U	0.113	0.0336	0.139	0.00 - 0.50
5DN-00011	50020	Pa-231	0.255 U	0.703	0.231	0.936	0.00 - 0.50
5DN-00011	50020	Pb-212	1.49	0.0353	0.0942	2.69	0.00 - 0.50
5DN-00011	50020	Pb-214	0.855	0.0299	0.0439	1.7	0.00 - 0.50
5DN-00011	50020	Pm-147	2.53 U	7.41	2.23	17.5	0.00 - 0.50
5DN-00011	50020	Pu-238	0.0036 U	0.018	0.0045	0.0415	0.00 - 0.50
5DN-00011	50020	Pu-239/240	-0.002 U	0.0179	0.0035	0.0404	0.00 - 0.50
5DN-00011	50020	Pu-244	0.0056	0.0076	0.004	0.0313	0.00 - 0.50
5DN-00011	50020	Sb-125	0.0165 U	0.0447	0.0138	0.354	0.00 - 0.50
5DN-00011	50020	Sn-126	0.0021 U	0.0148	0.0043	0.0237	0.00 - 0.50
5DN-00011	50020	Sr-90	-0.078 U	0.337	0.088	0.485	0.00 - 0.50

Table A.2
Analytical Results Summary
Subarea 5D, Round 1

Sample Location	Sample ID	Analyte Name	Activity	MDC	TPU	RTL	Sample Depth (feet bgs)
5DN-00011	50020	Tc-99	-0.522 U	1	0.274	1.63	0.00 - 0.50
5DN-00011	50020	Th-228	1.25 J	0.125	0.166	3.98	0.00 - 0.50
5DN-00011	50020	Th-229	0.0399 U	0.124	0.0353	0.145	0.00 - 0.50
5DN-00011	50020	Th-230	0.797	0.143	0.118	2.2	0.00 - 0.50
5DN-00011	50020	Th-232	1.07	0.0975	0.137	3.1	0.00 - 0.50
5DN-00011	50020	Th-234	1.41 J	0.26	0.149	3.19	0.00 - 0.50
5DN-00011	50020	Tl-208	0.444	0.0174	0.0266	0.937	0.00 - 0.50
5DN-00011	50020	Tm-171	-3.04 U	13.1	4.63	72.4	0.00 - 0.50
5DN-00011	50020	U-233/234	0.631	0.0588	0.0688	2.02	0.00 - 0.50
5DN-00011	50020	U-235/236	0.0421	0.0439	0.0178	0.151	0.00 - 0.50
5DN-00011	50020	U-238	0.742	0.0526	0.0762	1.8	0.00 - 0.50
5DN-00011	50021	Ac-227	0.0098 U	0.174	0.0518	0.217	1.00 - 5.00
5DN-00011	50021	Am-241	0.0105	0.0203	0.0068	0.0454	1.00 - 5.00
5DN-00011	50021	Am-243	0.0044 U	0.022	0.0056	0.0333	1.00 - 5.00
5DN-00011	50021	Bi-212	0.807 J	0.135	0.0859	2.15	1.00 - 5.00
5DN-00011	50021	Bi-214	0.597	0.0266	0.0342	1.59	1.00 - 5.00
5DN-00011	50021	C-14	0.303 U	0.964	0.291	2.96	1.00 - 5.00
5DN-00011	50021	Cd-113m	-55.5 U	116	37.6	3030	1.00 - 5.00
5DN-00011	50021	Cm-243/244	0.0032	0.0088	0.0032	0.0443	1.00 - 5.00
5DN-00011	50021	Co-60	-0.0073 UJ	0.0164	0.0052	0.028	1.00 - 5.00
5DN-00011	50021	Cs-134	0.001 U	0.0149	0.0051	0.0864	1.00 - 5.00
5DN-00011	50021	Cs-137	-0.0026 U	0.0154	0.0047	0.207	1.00 - 5.00
5DN-00011	50021	Eu-152	-0.041 UJ	0.0421	0.0174	0.0566	1.00 - 5.00
5DN-00011	50021	Eu-154	0.0561 J	0.0986	0.0308	0.15	1.00 - 5.00
5DN-00011	50021	Eu-155	0.0873 SJ	0.0636	0.0271	0.231	1.00 - 5.00
5DN-00011	50021	H-3	3.59	6.54	2.02	11.9	1.00 - 5.00
5DN-00011	50021	Ho-166m	0.0032 U	0.0242	0.0072	0.0432	1.00 - 5.00
5DN-00011	50021	K-40	17.7	0.116	1.12	32.4	1.00 - 5.00
5DN-00011	50021	Na-22	0.0089 U	0.0213	0.0065	0.037	1.00 - 5.00
5DN-00011	50021	Nb-94	0.0038 UJ	0.0136	0.0041	0.0214	1.00 - 5.00
5DN-00011	50021	Ni-59	-1.32 U	3.55	1.07	5.96	1.00 - 5.00
5DN-00011	50021	Ni-63	-0.116 U	1.07	0.32	4.92	1.00 - 5.00
5DN-00011	50021	Np-236	-0.0051 U	0.0338	0.0104	0.047	1.00 - 5.00
5DN-00011	50021	Np-239	0.0189 U	0.117	0.0349	0.139	1.00 - 5.00

Table A.2
Analytical Results Summary
Subarea 5D, Round 1

Sample Location	Sample ID	Analyte Name	Activity	MDC	TPU	RTL	Sample Depth (feet bgs)
5DN-00011	50021	Pa-231	-0.0168 U	0.728	0.236	0.936	1.00 - 5.00
5DN-00011	50021	Pb-212	1.44	0.0342	0.088	2.69	1.00 - 5.00
5DN-00011	50021	Pb-214	0.714	0.0306	0.0359	1.7	1.00 - 5.00
5DN-00011	50021	Pm-147	2.72 U	6.41	1.95	17.5	1.00 - 5.00
5DN-00011	50021	Pu-238	0.0037 U	0.0187	0.0048	0.0415	1.00 - 5.00
5DN-00011	50021	Pu-239/240	-0.0028 U	0.0214	0.0038	0.0404	1.00 - 5.00
5DN-00011	50021	Pu-244	0.0007 U	0.0151	0.0029	0.0313	1.00 - 5.00
5DN-00011	50021	Sb-125	0.019 U	0.0438	0.0132	0.354	1.00 - 5.00
5DN-00011	50021	Sn-126	0.0094 J	0.0159	0.0051	0.0237	1.00 - 5.00
5DN-00011	50021	Sr-90	0.258	0.267	0.0918	0.485	1.00 - 5.00
5DN-00011	50021	Tc-99	0.0258 U	0.975	0.288	1.63	1.00 - 5.00
5DN-00011	50021	Th-228	1.28	0.0739	0.126	3.98	1.00 - 5.00
5DN-00011	50021	Th-229	0.0069 U	0.0822	0.0205	0.145	1.00 - 5.00
5DN-00011	50021	Th-230	0.806	0.0634	0.0887	2.2	1.00 - 5.00
5DN-00011	50021	Th-232	0.824	0.0185	0.0888	3.1	1.00 - 5.00
5DN-00011	50021	Th-234	1.15 J	0.274	0.139	3.19	1.00 - 5.00
5DN-00011	50021	Tl-208	0.452	0.0166	0.0263	0.937	1.00 - 5.00
5DN-00011	50021	Tm-171	1.2 U	15.6	5.18	72.4	1.00 - 5.00
5DN-00011	50021	U-233/234	0.539	0.0189	0.0737	2.02	1.00 - 5.00
5DN-00011	50021	U-235/236	0.0035 U	0.0513	0.0101	0.151	1.00 - 5.00
5DN-00011	50021	U-238	0.482	0.0189	0.0686	1.8	1.00 - 5.00
5DN-00012	50022	Ac-227	-0.0999 U	0.159	0.0531	0.217	0.00 - 0.50
5DN-00012	50022	Am-241	-0.0091 U	0.0429	0.0088	0.0454	0.00 - 0.50
5DN-00012	50022	Am-243	0.0054 U	0.0256	0.0068	0.0333	0.00 - 0.50
5DN-00012	50022	Bi-212	0.971	0.139	0.0853	2.15	0.00 - 0.50
5DN-00012	50022	Bi-214	0.748	0.0251	0.0361	1.59	0.00 - 0.50
5DN-00012	50022	C-14	0.123 U	0.796	0.238	2.96	0.00 - 0.50
5DN-00012	50022	Cd-113m	82.6 J	113	37.7	3030	0.00 - 0.50
5DN-00012	50022	Cm-243/244	0.0028 U	0.0304	0.0072	0.0443	0.00 - 0.50
5DN-00012	50022	Co-60	0.001 U	0.0167	0.0048	0.028	0.00 - 0.50
5DN-00012	50022	Cs-134	0.0016 U	0.015	0.0052	0.0864	0.00 - 0.50
5DN-00012	50022	Cs-137	0.0112 J	0.0155	0.0055	0.207	0.00 - 0.50
5DN-00012	50022	Eu-152	-0.0117 U	0.0389	0.012	0.0566	0.00 - 0.50
5DN-00012	50022	Eu-154	-0.0283 UJ	0.0858	0.0268	0.15	0.00 - 0.50

Table A.2
Analytical Results Summary
Subarea 5D, Round 1

Sample Location	Sample ID	Analyte Name	Activity	MDC	TPU	RTL	Sample Depth (feet bgs)
5DN-00012	50022	Eu-155	0.0662 SJ	0.0583	0.0221	0.231	0.00 - 0.50
5DN-00012	50022	H-3	-0.608 U	9.67	2.69	11.9	0.00 - 0.50
5DN-00012	50022	Ho-166m	-0.0009 U	0.022	0.0064	0.0432	0.00 - 0.50
5DN-00012	50022	K-40	18.3	0.111	1.04	32.4	0.00 - 0.50
5DN-00012	50022	Na-22	0.0129 J	0.0212	0.0068	0.037	0.00 - 0.50
5DN-00012	50022	Nb-94	0.0023 U	0.0131	0.0038	0.0214	0.00 - 0.50
5DN-00012	50022	Ni-59	0.0074 U	5.88	1.64	5.96	0.00 - 0.50
5DN-00012	50022	Ni-63	0.0515 U	1.09	0.325	4.92	0.00 - 0.50
5DN-00012	50022	Np-236	-0.0168 U	0.0299	0.0101	0.047	0.00 - 0.50
5DN-00012	50022	Np-239	0.0135 U	0.107	0.0312	0.139	0.00 - 0.50
5DN-00012	50022	Pa-231	0.0391 U	0.661	0.194	0.936	0.00 - 0.50
5DN-00012	50022	Pb-212	1.57	0.0338	0.0943	2.69	0.00 - 0.50
5DN-00012	50022	Pb-214	0.802	0.0274	0.04	1.7	0.00 - 0.50
5DN-00012	50022	Pm-147	-1.06 U	7.52	2.15	17.5	0.00 - 0.50
5DN-00012	50022	Pu-238	0	0.0071	0.0026	0.0415	0.00 - 0.50
5DN-00012	50022	Pu-239/240	0.0015 U	0.0206	0.0046	0.0404	0.00 - 0.50
5DN-00012	50022	Pu-244	0.013	0.0071	0.0059	0.0313	0.00 - 0.50
5DN-00012	50022	Sb-125	0.0013 U	0.0418	0.0125	0.354	0.00 - 0.50
5DN-00012	50022	Sn-126	0.0057 U	0.0148	0.0044	0.0237	0.00 - 0.50
5DN-00012	50022	Sr-90	0.186 U	0.324	0.102	0.485	0.00 - 0.50
5DN-00012	50022	Tc-99	-0.273 U	0.891	0.245	1.63	0.00 - 0.50
5DN-00012	50022	Th-228	1.22	0.116	0.132	3.98	0.00 - 0.50
5DN-00012	50022	Th-229	0.0178 U	0.119	0.032	0.145	0.00 - 0.50
5DN-00012	50022	Th-230	0.525	0.197	0.0885	2.2	0.00 - 0.50
5DN-00012	50022	Th-232	0.923	0.0214	0.0992	3.1	0.00 - 0.50
5DN-00012	50022	Th-234	1.42	0.234	0.136	3.19	0.00 - 0.50
5DN-00012	50022	Tl-208	0.501	0.0169	0.0285	0.937	0.00 - 0.50
5DN-00012	50022	Tm-171	-6.91 U	10.9	4.07	72.4	0.00 - 0.50
5DN-00012	50022	U-233/234	0.685	0.0625	0.0721	2.02	0.00 - 0.50
5DN-00012	50022	U-235/236	0.0301	0.0426	0.0154	0.151	0.00 - 0.50
5DN-00012	50022	U-238	0.725	0.0396	0.0738	1.8	0.00 - 0.50
5DN-00012	50023	Ac-227	0.0052 U	0.207	0.0614	0.217	1.00 - 5.00
5DN-00012	50023	Am-241	0.0056	0.0076	0.004	0.0454	1.00 - 5.00
5DN-00012	50023	Am-243	0.0073	0.0142	0.0048	0.0333	1.00 - 5.00

Table A.2
Analytical Results Summary
Subarea 5D, Round 1

Sample Location	Sample ID	Analyte Name	Activity	MDC	TPU	RTL	Sample Depth (feet bgs)
5DN-00012	50023	Bi-212	0.716 J	0.162	0.0783	2.15	1.00 - 5.00
5DN-00012	50023	Bi-214	0.795	0.0305	0.0403	1.59	1.00 - 5.00
5DN-00012	50023	C-14	0.156 U	0.936	0.281	2.96	1.00 - 5.00
5DN-00012	50023	Cd-113m	19.7 U	142	43.6	3030	1.00 - 5.00
5DN-00012	50023	Cm-243/244	0.0053 UJ	0.0259	0.0067	0.0443	1.00 - 5.00
5DN-00012	50023	Co-60	-0.0066 UJ	0.0201	0.0063	0.028	1.00 - 5.00
5DN-00012	50023	Cs-134	0.002 U	0.0173	0.0058	0.0864	1.00 - 5.00
5DN-00012	50023	Cs-137	-0.0042 U	0.0188	0.0057	0.207	1.00 - 5.00
5DN-00012	50023	Eu-152	-0.0313 U	0.0499	0.0193	0.0566	1.00 - 5.00
5DN-00012	50023	Eu-154	-0.0381 U	0.106	0.0327	0.15	1.00 - 5.00
5DN-00012	50023	Eu-155	0.0016 U	0.0751	0.023	0.231	1.00 - 5.00
5DN-00012	50023	H-3	-0.202 U	9.85	2.72	11.9	1.00 - 5.00
5DN-00012	50023	Ho-166m	-0.0008 U	0.028	0.0083	0.0432	1.00 - 5.00
5DN-00012	50023	K-40	18	0.142	1.12	32.4	1.00 - 5.00
5DN-00012	50023	Na-22	0.0097 U	0.0263	0.0078	0.037	1.00 - 5.00
5DN-00012	50023	Nb-94	0.0034 UJ	0.0166	0.0049	0.0214	1.00 - 5.00
5DN-00012	50023	Ni-59	0.341 U	5.53	1.54	5.96	1.00 - 5.00
5DN-00012	50023	Ni-63	-0.0574 U	1.15	0.343	4.92	1.00 - 5.00
5DN-00012	50023	Np-236	-0.0064 U	0.0383	0.0119	0.047	1.00 - 5.00
5DN-00012	50023	Np-239	0.0025 U	0.136	0.0401	0.139	1.00 - 5.00
5DN-00012	50023	Pa-231	-0.382 U	0.85	0.274	0.936	1.00 - 5.00
5DN-00012	50023	Pb-212	1.25	0.0386	0.0816	2.69	1.00 - 5.00
5DN-00012	50023	Pb-214	0.837	0.037	0.0436	1.7	1.00 - 5.00
5DN-00012	50023	Pm-147	-0.466 U	8.36	2.43	17.5	1.00 - 5.00
5DN-00012	50023	Pu-238	0.0049 U	0.0249	0.0064	0.0415	1.00 - 5.00
5DN-00012	50023	Pu-239/240	0.0009 U	0.0201	0.0039	0.0404	1.00 - 5.00
5DN-00012	50023	Pu-244	0.0009 U	0.0201	0.0039	0.0313	1.00 - 5.00
5DN-00012	50023	Sb-125	-0.018 U	0.0501	0.0161	0.354	1.00 - 5.00
5DN-00012	50023	Sn-126	0 U	0.018	0.0053	0.0237	1.00 - 5.00
5DN-00012	50023	Sr-90	0.224	0.22	0.0791	0.485	1.00 - 5.00
5DN-00012	50023	Tc-99	-0.0362 U	1.08	0.318	1.63	1.00 - 5.00
5DN-00012	50023	Th-228	1.17	0.123	0.124	3.98	1.00 - 5.00
5DN-00012	50023	Th-229	0.0636	0.0656	0.0258	0.145	1.00 - 5.00
5DN-00012	50023	Th-230	0.508	0.0655	0.0683	2.2	1.00 - 5.00

Table A.2
Analytical Results Summary
Subarea 5D, Round 1

Sample Location	Sample ID	Analyte Name	Activity	MDC	TPU	RTL	Sample Depth (feet bgs)
5DN-00012	50023	Th-232	1.05	0.019	0.106	3.1	1.00 - 5.00
5DN-00012	50023	Th-234	1.06 J	0.325	0.159	3.19	1.00 - 5.00
5DN-00012	50023	Tl-208	0.373	0.0201	0.0234	0.937	1.00 - 5.00
5DN-00012	50023	Tm-171	-0.496 U	18.8	5.64	72.4	1.00 - 5.00
5DN-00012	50023	U-233/234	0.496	0.0548	0.0692	2.02	1.00 - 5.00
5DN-00012	50023	U-235/236	0.0571	0.0221	0.022	0.151	1.00 - 5.00
5DN-00012	50023	U-238	0.471	0.0392	0.0664	1.8	1.00 - 5.00
5DN-00013	50024	Ac-227	-0.0694 U	0.165	0.0538	0.217	0.00 - 0.50
5DN-00013	50024	Am-241	0.0038 U	0.0263	0.0068	0.0454	0.00 - 0.50
5DN-00013	50024	Bi-212	0.957	0.138	0.082	2.15	0.00 - 0.50
5DN-00013	50024	Bi-214	0.758	0.0269	0.0367	1.59	0.00 - 0.50
5DN-00013	50024	Cd-113m	32.4 U	110	34.3	3030	0.00 - 0.50
5DN-00013	50024	Cm-243/244	0.0026 U	0.0231	0.0057	0.0443	0.00 - 0.50
5DN-00013	50024	Co-60	0.001 U	0.0169	0.005	0.028	0.00 - 0.50
5DN-00013	50024	Cs-134	0.013 SJ	0.0161	0.006	0.0864	0.00 - 0.50
5DN-00013	50024	Cs-137	0.0256	0.0139	0.0058	0.207	0.00 - 0.50
5DN-00013	50024	Eu-152	-0.0175 U	0.04	0.0125	0.0566	0.00 - 0.50
5DN-00013	50024	Eu-154	-0.0267 UJ	0.0939	0.0288	0.15	0.00 - 0.50
5DN-00013	50024	Eu-155	0.0445 SJ	0.0639	0.0212	0.231	0.00 - 0.50
5DN-00013	50024	Ho-166m	0.0021 U	0.0232	0.007	0.0432	0.00 - 0.50
5DN-00013	50024	K-40	21.1	0.115	1.2	32.4	0.00 - 0.50
5DN-00013	50024	Na-22	0.0023 U	0.0216	0.0065	0.037	0.00 - 0.50
5DN-00013	50024	Nb-94	-0.0019 U	0.0131	0.004	0.0214	0.00 - 0.50
5DN-00013	50024	Ni-59	-0.76 U	4.11	1.2	5.96	0.00 - 0.50
5DN-00013	50024	Ni-63	-0.669 U	1.34	0.391	4.92	0.00 - 0.50
5DN-00013	50024	Np-236	-0.0053 U	0.0308	0.0096	0.047	0.00 - 0.50
5DN-00013	50024	Np-239	-0.0206 U	0.108	0.0333	0.139	0.00 - 0.50
5DN-00013	50024	Pa-231	0.0586 U	0.679	0.209	0.936	0.00 - 0.50
5DN-00013	50024	Pb-212	1.58	0.0338	0.0943	2.69	0.00 - 0.50
5DN-00013	50024	Pb-214	0.818	0.0284	0.0403	1.7	0.00 - 0.50
5DN-00013	50024	Pm-147	2.8 U	7.28	2.21	17.5	0.00 - 0.50
5DN-00013	50024	Pu-238	-0.0016 U	0.0143	0.0028	0.0415	0.00 - 0.50
5DN-00013	50024	Pu-239/240	0.0013 U	0.0176	0.0039	0.0404	0.00 - 0.50
5DN-00013	50024	Pu-244	0.0313	0.0061	0.0085	0.0313	0.00 - 0.50

Table A.2
Analytical Results Summary
Subarea 5D, Round 1

Sample Location	Sample ID	Analyte Name	Activity	MDC	TPU	RTL	Sample Depth (feet bgs)
5DN-00013	50024	Sb-125	0.0183 U	0.0433	0.0131	0.354	0.00 - 0.50
5DN-00013	50024	Sn-126	0.0081 J	0.0156	0.005	0.0237	0.00 - 0.50
5DN-00013	50024	Sr-90	-0.111 U	0.287	0.0723	0.485	0.00 - 0.50
5DN-00013	50024	Tc-99	-0.283 U	0.937	0.257	1.63	0.00 - 0.50
5DN-00013	50024	Th-228	1.44 J	0.179	0.168	3.98	0.00 - 0.50
5DN-00013	50024	Th-229	0.0751	0.0291	0.0287	0.145	0.00 - 0.50
5DN-00013	50024	Th-230	0.77	0.0788	0.102	2.2	0.00 - 0.50
5DN-00013	50024	Th-232	1.17	0.0785	0.131	3.1	0.00 - 0.50
5DN-00013	50024	Th-234	1.12 J	0.242	0.132	3.19	0.00 - 0.50
5DN-00013	50024	Tl-208	0.471	0.0173	0.0267	0.937	0.00 - 0.50
5DN-00013	50024	Tm-171	-14.6 UJ	13.3	5.89	72.4	0.00 - 0.50
5DN-00013	50024	U-233/234	0.53	0.0485	0.0591	2.02	0.00 - 0.50
5DN-00013	50024	U-235/236	0.0425	0.0327	0.0161	0.151	0.00 - 0.50
5DN-00013	50024	U-238	0.586	0.0515	0.0633	1.8	0.00 - 0.50
5DN-00013	50025	Ac-227	-0.0341 U	0.223	0.0664	0.217	1.00 - 5.00
5DN-00013	50025	Am-241	0.004	0.0054	0.0028	0.0454	1.00 - 5.00
5DN-00013	50025	Bi-212	1.12	0.196	0.11	2.15	1.00 - 5.00
5DN-00013	50025	Bi-214	0.766	0.0349	0.0421	1.59	1.00 - 5.00
5DN-00013	50025	Cd-113m	-42.8 U	149	45.6	3030	1.00 - 5.00
5DN-00013	50025	Cm-243/244	-0.0029 U	0.0161	0.0029	0.0443	1.00 - 5.00
5DN-00013	50025	Co-60	0.0118 U	0.0254	0.0076	0.028	1.00 - 5.00
5DN-00013	50025	Cs-134	0.0022 U	0.0215	0.0072	0.0864	1.00 - 5.00
5DN-00013	50025	Cs-137	-0.0083 U	0.0209	0.0066	0.207	1.00 - 5.00
5DN-00013	50025	Eu-152	-0.0136 U	0.0564	0.0198	0.0566	1.00 - 5.00
5DN-00013	50025	Eu-154	-0.0393 UJ	0.123	0.0375	0.15	1.00 - 5.00
5DN-00013	50025	Eu-155	0.0796 JS	0.0869	0.0318	0.231	1.00 - 5.00
5DN-00013	50025	Ho-166m	0.0092 U	0.0333	0.0099	0.0432	1.00 - 5.00
5DN-00013	50025	K-40	18.4	0.155	1.12	32.4	1.00 - 5.00
5DN-00013	50025	Na-22	0.0026 U	0.0292	0.0085	0.037	1.00 - 5.00
5DN-00013	50025	Nb-94	0.0001 U	0.0188	0.0055	0.0214	1.00 - 5.00
5DN-00013	50025	Ni-59	0.89 U	4.54	1.24	5.96	1.00 - 5.00
5DN-00013	50025	Ni-63	-0.277 U	1.19	0.353	4.92	1.00 - 5.00
5DN-00013	50025	Np-236	-0.0051 U	0.0419	0.0128	0.047	1.00 - 5.00
5DN-00013	50025	Np-239	-0.0312 U	0.147	0.0439	0.139	1.00 - 5.00

Table A.2
Analytical Results Summary
Subarea 5D, Round 1

Sample Location	Sample ID	Analyte Name	Activity	MDC	TPU	RTL	Sample Depth (feet bgs)
5DN-00013	50025	Pa-231	-0.0878 U	0.909	0.271	0.936	1.00 - 5.00
5DN-00013	50025	Pb-212	1.85	0.0469	0.125	2.69	1.00 - 5.00
5DN-00013	50025	Pb-214	0.84	0.0399	0.0472	1.7	1.00 - 5.00
5DN-00013	50025	Pm-147	0.0707 U	7.55	2.21	17.5	1.00 - 5.00
5DN-00013	50025	Pu-238	0.0048 U	0.0517	0.0122	0.0415	1.00 - 5.00
5DN-00013	50025	Pu-239/240	-0.0091 U	0.0619	0.0122	0.0404	1.00 - 5.00
5DN-00013	50025	Pu-244	0.0016 U	0.0362	0.007	0.0313	1.00 - 5.00
5DN-00013	50025	Sb-125	0.0074 U	0.0605	0.0182	0.354	1.00 - 5.00
5DN-00013	50025	Sn-126	-0.0025 U	0.0208	0.0062	0.0237	1.00 - 5.00
5DN-00013	50025	Sr-90	-0.0239 U	0.17	0.0418	0.485	1.00 - 5.00
5DN-00013	50025	Tc-99	-0.461 U	1.23	0.358	1.63	1.00 - 5.00
5DN-00013	50025	Th-228	1.38	0.169	0.134	3.98	1.00 - 5.00
5DN-00013	50025	Th-229	0.0711	0.108	0.035	0.145	1.00 - 5.00
5DN-00013	50025	Th-230	0.851	0.0599	0.0865	2.2	1.00 - 5.00
5DN-00013	50025	Th-232	1.16	0.0772	0.106	3.1	1.00 - 5.00
5DN-00013	50025	Th-234	1.34 J	0.352	0.167	3.19	1.00 - 5.00
5DN-00013	50025	Tl-208	0.582	0.024	0.0355	0.937	1.00 - 5.00
5DN-00013	50025	Tm-171	-7.41 U	20.9	7.25	72.4	1.00 - 5.00
5DN-00013	50025	U-233/234	0.627	0.0892	0.0746	2.02	1.00 - 5.00
5DN-00013	50025	U-235/236	0.0671	0.0416	0.0226	0.151	1.00 - 5.00
5DN-00013	50025	U-238	0.724	0.0143	0.0783	1.8	1.00 - 5.00
5DN-00014	50026	Ac-227	0.0269 U	0.186	0.0554	0.217	0.00 - 0.50
5DN-00014	50026	Am-241	0.007	0.0063	0.004	0.0454	0.00 - 0.50
5DN-00014	50026	Bi-212	1.17	0.143	0.0962	2.15	0.00 - 0.50
5DN-00014	50026	Bi-214	0.837	0.03	0.0411	1.59	0.00 - 0.50
5DN-00014	50026	Cd-113m	-64.2 U	119	40.5	3030	0.00 - 0.50
5DN-00014	50026	Cm-243/244	-0.0008 U	0.0277	0.0063	0.0443	0.00 - 0.50
5DN-00014	50026	Co-60	-0.002 U	0.0166	0.005	0.028	0.00 - 0.50
5DN-00014	50026	Cs-134	0.0102 SJ	0.0183	0.0063	0.0864	0.00 - 0.50
5DN-00014	50026	Cs-137	0.0305	0.018	0.0076	0.207	0.00 - 0.50
5DN-00014	50026	Eu-152	-0.0449 UJ	0.0442	0.0192	0.0566	0.00 - 0.50
5DN-00014	50026	Eu-154	-0.0394 U	0.0926	0.0297	0.15	0.00 - 0.50
5DN-00014	50026	Eu-155	0.0663 SJ	0.0685	0.0248	0.231	0.00 - 0.50
5DN-00014	50026	Ho-166m	-0.0076 U	0.025	0.0076	0.0432	0.00 - 0.50

Table A.2
Analytical Results Summary
Subarea 5D, Round 1

Sample Location	Sample ID	Analyte Name	Activity	MDC	TPU	RTL	Sample Depth (feet bgs)
5DN-00014	50026	K-40	18.8	0.112	1.08	32.4	0.00 - 0.50
5DN-00014	50026	Na-22	-0.0084 U	0.0208	0.0067	0.037	0.00 - 0.50
5DN-00014	50026	Nb-94	-0.0017 U	0.0142	0.0042	0.0214	0.00 - 0.50
5DN-00014	50026	Ni-59	-1.54 UJ	6.09	1.81	5.96	0.00 - 0.50
5DN-00014	50026	Ni-63	0.0721 U	1.42	0.425	4.92	0.00 - 0.50
5DN-00014	50026	Np-236	-0.0053 U	0.0343	0.0114	0.047	0.00 - 0.50
5DN-00014	50026	Np-239	0.0367 U	0.122	0.037	0.139	0.00 - 0.50
5DN-00014	50026	Pa-231	-0.598 UJ	0.713	0.262	0.936	0.00 - 0.50
5DN-00014	50026	Pb-212	1.78	0.0375	0.112	2.69	0.00 - 0.50
5DN-00014	50026	Pb-214	0.957	0.0308	0.0489	1.7	0.00 - 0.50
5DN-00014	50026	Pm-147	-0.273 U	7.88	2.3	17.5	0.00 - 0.50
5DN-00014	50026	Pu-238	-0.0012 U	0.0216	0.0039	0.0415	0.00 - 0.50
5DN-00014	50026	Pu-239/240	0.0097	0.0215	0.0067	0.0404	0.00 - 0.50
5DN-00014	50026	Pu-244	0.0054	0.0074	0.0039	0.0313	0.00 - 0.50
5DN-00014	50026	Sb-125	0.0272 SJ	0.0472	0.0152	0.354	0.00 - 0.50
5DN-00014	50026	Sn-126	0.0024 U	0.0159	0.0046	0.0237	0.00 - 0.50
5DN-00014	50026	Sr-90	-0.113 U	0.283	0.0671	0.485	0.00 - 0.50
5DN-00014	50026	Tc-99	-0.235 U	0.931	0.257	1.63	0.00 - 0.50
5DN-00014	50026	Th-228	1.14	0.187	0.139	3.98	0.00 - 0.50
5DN-00014	50026	Th-229	-0.0093 U	0.131	0.0308	0.145	0.00 - 0.50
5DN-00014	50026	Th-230	0.584	0.121	0.0851	2.2	0.00 - 0.50
5DN-00014	50026	Th-232	1.26	0.0858	0.128	3.1	0.00 - 0.50
5DN-00014	50026	Th-234	1.61 J	0.277	0.162	3.19	0.00 - 0.50
5DN-00014	50026	Tl-208	0.535	0.0191	0.031	0.937	0.00 - 0.50
5DN-00014	50026	Tm-171	0.331 U	14.1	4.88	72.4	0.00 - 0.50
5DN-00014	50026	U-233/234	0.57	0.035	0.0599	2.02	0.00 - 0.50
5DN-00014	50026	U-235/236	0.054	0.0305	0.0173	0.151	0.00 - 0.50
5DN-00014	50026	U-238	0.621	0.0247	0.0632	1.8	0.00 - 0.50
5DN-00014	50027	Ac-227	-0.0076 U	0.17	0.05	0.217	1.00 - 5.00
5DN-00014	50027	Am-241	-0.0003 U	0.018	0.0038	0.0454	1.00 - 5.00
5DN-00014	50027	Bi-212	1.06	0.155	0.0999	2.15	1.00 - 5.00
5DN-00014	50027	Bi-214	0.768	0.0286	0.0384	1.59	1.00 - 5.00
5DN-00014	50027	Cd-113m	37.2 U	119	36.9	3030	1.00 - 5.00
5DN-00014	50027	Cm-243/244	-0.0082 U	0.0253	0.0044	0.0443	1.00 - 5.00

Table A.2
Analytical Results Summary
Subarea 5D, Round 1

Sample Location	Sample ID	Analyte Name	Activity	MDC	TPU	RTL	Sample Depth (feet bgs)
5DN-00014	50027	Co-60	0.0006 U	0.0184	0.0053	0.028	1.00 - 5.00
5DN-00014	50027	Cs-134	-0.0045 U	0.0171	0.0059	0.0864	1.00 - 5.00
5DN-00014	50027	Cs-137	-0.0027 U	0.0174	0.0052	0.207	1.00 - 5.00
5DN-00014	50027	Eu-152	-0.0185 U	0.0428	0.0167	0.0566	1.00 - 5.00
5DN-00014	50027	Eu-154	-0.0534 UJ	0.0956	0.0312	0.15	1.00 - 5.00
5DN-00014	50027	Eu-155	0.0919 JS	0.064	0.03	0.231	1.00 - 5.00
5DN-00014	50027	Ho-166m	-0.0102 U	0.0252	0.008	0.0432	1.00 - 5.00
5DN-00014	50027	K-40	16.3	0.133	0.893	32.4	1.00 - 5.00
5DN-00014	50027	Na-22	-0.0185 UJ	0.021	0.0079	0.037	1.00 - 5.00
5DN-00014	50027	Nb-94	0.0065 U	0.0151	0.0046	0.0214	1.00 - 5.00
5DN-00014	50027	Ni-59	0.386 U	4.47	1.24	5.96	1.00 - 5.00
5DN-00014	50027	Ni-63	-0.174 U	1.33	0.394	4.92	1.00 - 5.00
5DN-00014	50027	Np-236	-0.0184 U	0.0323	0.0109	0.047	1.00 - 5.00
5DN-00014	50027	Np-239	-0.024 U	0.116	0.0346	0.139	1.00 - 5.00
5DN-00014	50027	Pa-231	-0.193 U	0.714	0.218	0.936	1.00 - 5.00
5DN-00014	50027	Pb-212	1.67	0.0347	0.0964	2.69	1.00 - 5.00
5DN-00014	50027	Pb-214	0.799	0.0307	0.0402	1.7	1.00 - 5.00
5DN-00014	50027	Pm-147	0.178 U	7.49	2.2	17.5	1.00 - 5.00
5DN-00014	50027	Pu-238	0.0073	0.0204	0.006	0.0415	1.00 - 5.00
5DN-00014	50027	Pu-239/240	0.0027 U	0.0288	0.0068	0.0404	1.00 - 5.00
5DN-00014	50027	Pu-244	0.0018 U	0.0251	0.0056	0.0313	1.00 - 5.00
5DN-00014	50027	Sb-125	-0.0118 U	0.0465	0.0145	0.354	1.00 - 5.00
5DN-00014	50027	Sn-126	-0.0027 U	0.0169	0.0051	0.0237	1.00 - 5.00
5DN-00014	50027	Sr-90	0.101 U	0.213	0.0657	0.485	1.00 - 5.00
5DN-00014	50027	Tc-99	-0.36 U	1.19	0.345	1.63	1.00 - 5.00
5DN-00014	50027	Th-228	1.45	0.14	0.131	3.98	1.00 - 5.00
5DN-00014	50027	Th-229	0.0353	0.0547	0.0187	0.145	1.00 - 5.00
5DN-00014	50027	Th-230	0.746	0.0633	0.0769	2.2	1.00 - 5.00
5DN-00014	50027	Th-232	1.09	0.0704	0.0973	3.1	1.00 - 5.00
5DN-00014	50027	Th-234	1.46 J	0.242	0.148	3.19	1.00 - 5.00
5DN-00014	50027	Tl-208	0.524	0.0199	0.0306	0.937	1.00 - 5.00
5DN-00014	50027	Tm-171	-0.597 U	12.5	4.15	72.4	1.00 - 5.00
5DN-00014	50027	U-233/234	0.702	0.0698	0.0775	2.02	1.00 - 5.00
5DN-00014	50027	U-235/236	0.0207	0.0402	0.0135	0.151	1.00 - 5.00

Table A.2
Analytical Results Summary
Subarea 5D, Round 1

Sample Location	Sample ID	Analyte Name	Activity	MDC	TPU	RTL	Sample Depth (feet bgs)
5DN-00014	50027	U-238	0.78	0.0138	0.0813	1.8	1.00 - 5.00
5DN-00015	50028	Ac-227	-0.0017 U	0.178	0.0517	0.217	0.00 - 0.50
5DN-00015	50028	Am-241	0.008 U	0.035	0.0095	0.0454	0.00 - 0.50
5DN-00015	50028	Bi-212	1.2	0.147	0.103	2.15	0.00 - 0.50
5DN-00015	50028	Bi-214	0.88	0.0284	0.0423	1.59	0.00 - 0.50
5DN-00015	50028	Cd-113m	26 U	125	36.6	3030	0.00 - 0.50
5DN-00015	50028	Cm-243/244	-0.0151 U	0.0455	0.0091	0.0443	0.00 - 0.50
5DN-00015	50028	Co-60	0.0001 U	0.0171	0.005	0.028	0.00 - 0.50
5DN-00015	50028	Cs-134	0.0095 SJ	0.0171	0.0061	0.0864	0.00 - 0.50
5DN-00015	50028	Cs-137	0.0099	0.0178	0.0069	0.207	0.00 - 0.50
5DN-00015	50028	Eu-152	-0.0131 U	0.0441	0.0145	0.0566	0.00 - 0.50
5DN-00015	50028	Eu-154	-0.0409 U	0.0956	0.0304	0.15	0.00 - 0.50
5DN-00015	50028	Eu-155	0.0587 SJ	0.0678	0.0257	0.231	0.00 - 0.50
5DN-00015	50028	Ho-166m	-0.0091 U	0.0232	0.0075	0.0432	0.00 - 0.50
5DN-00015	50028	K-40	19.2	0.123	1.08	32.4	0.00 - 0.50
5DN-00015	50028	Na-22	-0.0059 U	0.0216	0.0067	0.037	0.00 - 0.50
5DN-00015	50028	Nb-94	0.0026 U	0.0144	0.0044	0.0214	0.00 - 0.50
5DN-00015	50028	Ni-59	-0.221 UJ	7.25	2.04	5.96	0.00 - 0.50
5DN-00015	50028	Ni-63	-0.403 U	1.23	0.363	4.92	0.00 - 0.50
5DN-00015	50028	Np-236	-0.0247 UJ	0.0335	0.0119	0.047	0.00 - 0.50
5DN-00015	50028	Np-239	-0.0202 U	0.119	0.0376	0.139	0.00 - 0.50
5DN-00015	50028	Pa-231	-0.105 U	0.724	0.213	0.936	0.00 - 0.50
5DN-00015	50028	Pb-212	1.85	0.0371	0.109	2.69	0.00 - 0.50
5DN-00015	50028	Pb-214	1.03	0.0308	0.0489	1.7	0.00 - 0.50
5DN-00015	50028	Pm-147	-1.39 U	7.52	2.17	17.5	0.00 - 0.50
5DN-00015	50028	Pu-238	-0.0041 U	0.0216	0.0038	0.0415	0.00 - 0.50
5DN-00015	50028	Pu-239/240	0.0003 U	0.0215	0.0048	0.0404	0.00 - 0.50
5DN-00015	50028	Pu-244	0.0033 U	0.0169	0.0043	0.0313	0.00 - 0.50
5DN-00015	50028	Sb-125	0.0099 U	0.048	0.0142	0.354	0.00 - 0.50
5DN-00015	50028	Sn-126	-0.0035 U	0.0152	0.0047	0.0237	0.00 - 0.50
5DN-00015	50028	Sr-90	0.0563 U	0.366	0.104	0.485	0.00 - 0.50
5DN-00015	50028	Tc-99	-0.0898 U	0.961	0.271	1.63	0.00 - 0.50
5DN-00015	50028	Th-228	1.7 J	0.167	0.18	3.98	0.00 - 0.50
5DN-00015	50028	Th-229	0.02 U	0.108	0.0284	0.145	0.00 - 0.50

Table A.2
Analytical Results Summary
Subarea 5D, Round 1

Sample Location	Sample ID	Analyte Name	Activity	MDC	TPU	RTL	Sample Depth (feet bgs)
5DN-00015	50028	Th-230	0.74	0.0929	0.0974	2.2	0.00 - 0.50
5DN-00015	50028	Th-232	1.21	0.027	0.129	3.1	0.00 - 0.50
5DN-00015	50028	Th-234	1.65	0.259	0.162	3.19	0.00 - 0.50
5DN-00015	50028	Tl-208	0.591	0.0189	0.0326	0.937	0.00 - 0.50
5DN-00015	50028	Tm-171	1.05 U	14.2	4.69	72.4	0.00 - 0.50
5DN-00015	50028	U-233/234	0.712	0.0602	0.0799	2.02	0.00 - 0.50
5DN-00015	50028	U-235/236	0.0156	0.0435	0.0129	0.151	0.00 - 0.50
5DN-00015	50028	U-238	0.771	0.0436	0.0836	1.8	0.00 - 0.50
5DN-00015	50029	Ac-227	-0.06 U	0.162	0.0496	0.217	12.00 - 13.00
5DN-00015	50029	Am-241	0.0132	0.0311	0.0095	0.0454	12.00 - 13.00
5DN-00015	50029	Bi-212	1.11	0.129	0.086	2.15	12.00 - 13.00
5DN-00015	50029	Bi-214	0.758	0.0247	0.0366	1.59	12.00 - 13.00
5DN-00015	50029	Cd-113m	3.25 U	112	32.5	3030	12.00 - 13.00
5DN-00015	50029	Cm-243/244	-0.0031 U	0.0352	0.0071	0.0443	12.00 - 13.00
5DN-00015	50029	Co-60	-0.0033 U	0.0152	0.0047	0.028	12.00 - 13.00
5DN-00015	50029	Cs-134	0.0017 U	0.0147	0.005	0.0864	12.00 - 13.00
5DN-00015	50029	Cs-137	-0.0066 U	0.0145	0.0048	0.207	12.00 - 13.00
5DN-00015	50029	Eu-152	-0.0139 U	0.0388	0.0136	0.0566	12.00 - 13.00
5DN-00015	50029	Eu-154	-0.0311 U	0.0851	0.0266	0.15	12.00 - 13.00
5DN-00015	50029	Eu-155	0.0805 SJ	0.0611	0.0261	0.231	12.00 - 13.00
5DN-00015	50029	Ho-166m	-0.0131 U	0.0215	0.0075	0.0432	12.00 - 13.00
5DN-00015	50029	K-40	19.4	0.107	1.09	32.4	12.00 - 13.00
5DN-00015	50029	Na-22	0.0021 U	0.0213	0.0063	0.037	12.00 - 13.00
5DN-00015	50029	Nb-94	0.0024 U	0.0129	0.0039	0.0214	12.00 - 13.00
5DN-00015	50029	Ni-59	-0.0505 UJ	6.73	2.21	5.96	12.00 - 13.00
5DN-00015	50029	Ni-63	0.273 U	1.22	0.368	4.92	12.00 - 13.00
5DN-00015	50029	Np-236	-0.0048 U	0.0308	0.0099	0.047	12.00 - 13.00
5DN-00015	50029	Np-239	0.0037 U	0.11	0.034	0.139	12.00 - 13.00
5DN-00015	50029	Pa-231	-0.366 U	0.652	0.212	0.936	12.00 - 13.00
5DN-00015	50029	Pb-212	1.6	0.0342	0.0942	2.69	12.00 - 13.00
5DN-00015	50029	Pb-214	0.896	0.028	0.0431	1.7	12.00 - 13.00
5DN-00015	50029	Pm-147	1.36 U	7.08	2.11	17.5	12.00 - 13.00
5DN-00015	50029	Pu-238	-0.0042 U	0.0398	0.0094	0.0415	12.00 - 13.00
5DN-00015	50029	Pu-239/240	0.0073 U	0.0233	0.0066	0.0404	12.00 - 13.00

Table A.2
Analytical Results Summary
Subarea 5D, Round 1

Sample Location	Sample ID	Analyte Name	Activity	MDC	TPU	RTL	Sample Depth (feet bgs)
5DN-00015	50029	Pu-244	0.0077	0.007	0.0045	0.0313	12.00 - 13.00
5DN-00015	50029	Sb-125	0.0076 U	0.0413	0.0122	0.354	12.00 - 13.00
5DN-00015	50029	Sn-126	-0.0026 U	0.014	0.0043	0.0237	12.00 - 13.00
5DN-00015	50029	Sr-90	0.0014 U	0.237	0.063	0.485	12.00 - 13.00
5DN-00015	50029	Tc-99	-0.227 U	0.861	0.238	1.63	12.00 - 13.00
5DN-00015	50029	Th-228	1.28	0.139	0.144	3.98	12.00 - 13.00
5DN-00015	50029	Th-229	0.0168 U	0.078	0.0206	0.145	12.00 - 13.00
5DN-00015	50029	Th-230	0.787	0.0227	0.0943	2.2	12.00 - 13.00
5DN-00015	50029	Th-232	1.09	0.0615	0.117	3.1	12.00 - 13.00
5DN-00015	50029	Th-234	1.28 J	0.242	0.134	3.19	12.00 - 13.00
5DN-00015	50029	Tl-208	0.505	0.0168	0.0282	0.937	12.00 - 13.00
5DN-00015	50029	Tm-171	0.953 U	12.8	4.23	72.4	12.00 - 13.00
5DN-00015	50029	U-233/234	0.713	0.0612	0.0888	2.02	12.00 - 13.00
5DN-00015	50029	U-235/236	0.0551	0.0166	0.0189	0.151	12.00 - 13.00
5DN-00015	50029	U-238	0.74	0.0389	0.0904	1.8	12.00 - 13.00
5DN-00016	50030	Ac-227	0.0371 U	0.2	0.0614	0.217	0.00 - 0.50
5DN-00016	50030	Am-241	0.0027	0.0073	0.0027	0.0454	0.00 - 0.50
5DN-00016	50030	Bi-212	1.1	0.149	0.0907	2.15	0.00 - 0.50
5DN-00016	50030	Bi-214	0.923	0.0284	0.0433	1.59	0.00 - 0.50
5DN-00016	50030	Cd-113m	-51.8 U	132	42.9	3030	0.00 - 0.50
5DN-00016	50030	Cm-243/244	0.0079 U	0.0251	0.0071	0.0443	0.00 - 0.50
5DN-00016	50030	Co-60	0.0053 U	0.0174	0.0051	0.028	0.00 - 0.50
5DN-00016	50030	Cs-134	0.0118 SJ	0.0172	0.0063	0.0864	0.00 - 0.50
5DN-00016	50030	Cs-137	0.0237	0.018	0.0071	0.207	0.00 - 0.50
5DN-00016	50030	Eu-152	0.0372 J	0.0495	0.0191	0.0566	0.00 - 0.50
5DN-00016	50030	Eu-154	0.0074 U	0.0948	0.0275	0.15	0.00 - 0.50
5DN-00016	50030	Eu-155	0.0088 U	0.0773	0.0231	0.231	0.00 - 0.50
5DN-00016	50030	Ho-166m	-0.0056 U	0.0243	0.0075	0.0432	0.00 - 0.50
5DN-00016	50030	K-40	19	0.135	1.16	32.4	0.00 - 0.50
5DN-00016	50030	Na-22	0.0063 U	0.0225	0.0067	0.037	0.00 - 0.50
5DN-00016	50030	Nb-94	0.003 U	0.0143	0.0043	0.0214	0.00 - 0.50
5DN-00016	50030	Ni-59	-0.1 UJ	6.36	2.09	5.96	0.00 - 0.50
5DN-00016	50030	Ni-63	-0.419 U	1.26	0.37	4.92	0.00 - 0.50
5DN-00016	50030	Np-236	-0.0063 U	0.0382	0.0115	0.047	0.00 - 0.50

Table A.2
Analytical Results Summary
Subarea 5D, Round 1

Sample Location	Sample ID	Analyte Name	Activity	MDC	TPU	RTL	Sample Depth (feet bgs)
5DN-00016	50030	Np-239	-0.06 U	0.132	0.0434	0.139	0.00 - 0.50
5DN-00016	50030	Pa-231	-0.201 U	0.805	0.254	0.936	0.00 - 0.50
5DN-00016	50030	Pb-212	1.78	0.0413	0.109	2.69	0.00 - 0.50
5DN-00016	50030	Pb-214	1.06	0.0332	0.0502	1.7	0.00 - 0.50
5DN-00016	50030	Pm-147	1.05 U	7.72	2.29	17.5	0.00 - 0.50
5DN-00016	50030	Pu-238	0.0018 U	0.0188	0.0044	0.0415	0.00 - 0.50
5DN-00016	50030	Pu-239/240	-0.003 U	0.0163	0.003	0.0404	0.00 - 0.50
5DN-00016	50030	Pu-244	0	0.0056	0.0021	0.0313	0.00 - 0.50
5DN-00016	50030	Sb-125	0.001 U	0.0483	0.0142	0.354	0.00 - 0.50
5DN-00016	50030	Sn-126	0.0046 U	0.0162	0.0049	0.0237	0.00 - 0.50
5DN-00016	50030	Sr-90	0.17 U	0.313	0.0978	0.485	0.00 - 0.50
5DN-00016	50030	Tc-99	0.0882 U	0.863	0.25	1.63	0.00 - 0.50
5DN-00016	50030	Th-228	1.56 J	0.169	0.16	3.98	0.00 - 0.50
5DN-00016	50030	Th-229	0.0084 U	0.101	0.0252	0.145	0.00 - 0.50
5DN-00016	50030	Th-230	0.72	0.118	0.0917	2.2	0.00 - 0.50
5DN-00016	50030	Th-232	1.14	0.0776	0.117	3.1	0.00 - 0.50
5DN-00016	50030	Th-234	1.32 J	0.295	0.149	3.19	0.00 - 0.50
5DN-00016	50030	Tl-208	0.542	0.0188	0.0305	0.937	0.00 - 0.50
5DN-00016	50030	Tm-171	-7.14 U	17.6	6.21	72.4	0.00 - 0.50
5DN-00016	50030	U-233/234	0.602	0.0662	0.0744	2.02	0.00 - 0.50
5DN-00016	50030	U-235/236	0.015	0.0203	0.0107	0.151	0.00 - 0.50
5DN-00016	50030	U-238	0.668	0.0165	0.0781	1.8	0.00 - 0.50
5DN-00016	50031	Ac-227	-0.055 U	0.172	0.0528	0.217	1.00 - 5.00
5DN-00016	50031	Am-241	0.0155	0.0205	0.0074	0.0454	1.00 - 5.00
5DN-00016	50031	Bi-212	1.17	0.159	0.101	2.15	1.00 - 5.00
5DN-00016	50031	Bi-214	0.762	0.0277	0.0384	1.59	1.00 - 5.00
5DN-00016	50031	Cd-113m	-44.9 U	113	36.5	3030	1.00 - 5.00
5DN-00016	50031	Cm-243/244	0.0171	0.0252	0.0086	0.0443	1.00 - 5.00
5DN-00016	50031	Co-60	-0.0005 U	0.0174	0.0051	0.028	1.00 - 5.00
5DN-00016	50031	Cs-134	-0.009 U	0.0162	0.006	0.0864	1.00 - 5.00
5DN-00016	50031	Cs-137	-0.0069 U	0.0166	0.0052	0.207	1.00 - 5.00
5DN-00016	50031	Eu-152	-0.0044 U	0.0441	0.0143	0.0566	1.00 - 5.00
5DN-00016	50031	Eu-154	-0.0341 U	0.099	0.0303	0.15	1.00 - 5.00
5DN-00016	50031	Eu-155	0.0881 JS	0.0618	0.0264	0.231	1.00 - 5.00

Table A.2
Analytical Results Summary
Subarea 5D, Round 1

Sample Location	Sample ID	Analyte Name	Activity	MDC	TPU	RTL	Sample Depth (feet bgs)
5DN-00016	50031	Ho-166m	-0.005 U	0.0246	0.0074	0.0432	1.00 - 5.00
5DN-00016	50031	K-40	16.8	0.135	0.915	32.4	1.00 - 5.00
5DN-00016	50031	Na-22	0.0013 U	0.0225	0.0066	0.037	1.00 - 5.00
5DN-00016	50031	Nb-94	0.0049 U	0.0148	0.0044	0.0214	1.00 - 5.00
5DN-00016	50031	Ni-59	-3.91 UJ	4.37	1.65	5.96	1.00 - 5.00
5DN-00016	50031	Ni-63	0.211 U	1.17	0.353	4.92	1.00 - 5.00
5DN-00016	50031	Np-236	-0.0107 U	0.0312	0.0099	0.047	1.00 - 5.00
5DN-00016	50031	Np-239	-0.044 U	0.111	0.0346	0.139	1.00 - 5.00
5DN-00016	50031	Pa-231	0.242 U	0.722	0.218	0.936	1.00 - 5.00
5DN-00016	50031	Pb-212	1.59	0.0344	0.0919	2.69	1.00 - 5.00
5DN-00016	50031	Pb-214	0.821	0.0312	0.0408	1.7	1.00 - 5.00
5DN-00016	50031	Pm-147	0.522 U	6.8	2	17.5	1.00 - 5.00
5DN-00016	50031	Pu-238	0.0027	0.0072	0.0027	0.0415	1.00 - 5.00
5DN-00016	50031	Pu-239/240	0.0007 U	0.0169	0.0033	0.0404	1.00 - 5.00
5DN-00016	50031	Pu-244	-0.0012 U	0.0209	0.0038	0.0313	1.00 - 5.00
5DN-00016	50031	Sb-125	-0.0143 U	0.044	0.0139	0.354	1.00 - 5.00
5DN-00016	50031	Sn-126	-0.0041 U	0.0161	0.0049	0.0237	1.00 - 5.00
5DN-00016	50031	Sr-90	0.0518 U	0.189	0.0549	0.485	1.00 - 5.00
5DN-00016	50031	Tc-99	-0.138 U	0.843	0.232	1.63	1.00 - 5.00
5DN-00016	50031	Th-228	1.42	0.142	0.143	3.98	1.00 - 5.00
5DN-00016	50031	Th-229	0.048	0.0186	0.0184	0.145	1.00 - 5.00
5DN-00016	50031	Th-230	0.65	0.0504	0.0777	2.2	1.00 - 5.00
5DN-00016	50031	Th-232	0.962	0.0502	0.0996	3.1	1.00 - 5.00
5DN-00016	50031	Th-234	1.35	0.242	0.126	3.19	1.00 - 5.00
5DN-00016	50031	Tl-208	0.496	0.0187	0.0296	0.937	1.00 - 5.00
5DN-00016	50031	Tm-171	2.5 U	12.3	4.08	72.4	1.00 - 5.00
5DN-00016	50031	U-233/234	0.765	0.0405	0.0808	2.02	1.00 - 5.00
5DN-00016	50031	U-235/236	0.0387	0.015	0.0149	0.151	1.00 - 5.00
5DN-00016	50031	U-238	0.749	0.0285	0.0792	1.8	1.00 - 5.00
5DN-00017	50032	Ac-227	0.121 J	0.222	0.0704	0.217	0.00 - 0.50
5DN-00017	50032	Am-241	0.0003 U	0.0241	0.0054	0.0454	0.00 - 0.50
5DN-00017	50032	Bi-212	1.09 J	0.176	0.115	2.15	0.00 - 0.50
5DN-00017	50032	Bi-214	0.889	0.0354	0.0453	1.59	0.00 - 0.50
5DN-00017	50032	Cd-113m	25.8 U	144	48.2	3030	0.00 - 0.50

Table A.2
Analytical Results Summary
Subarea 5D, Round 1

Sample Location	Sample ID	Analyte Name	Activity	MDC	TPU	RTL	Sample Depth (feet bgs)
5DN-00017	50032	Cm-243/244	-0.0022 U	0.0247	0.005	0.0443	0.00 - 0.50
5DN-00017	50032	Co-60	-0.0079 U	0.0224	0.007	0.028	0.00 - 0.50
5DN-00017	50032	Cs-134	0.0152 SJ	0.0216	0.0077	0.0864	0.00 - 0.50
5DN-00017	50032	Cs-137	0.0149 J	0.0228	0.0082	0.207	0.00 - 0.50
5DN-00017	50032	Eu-152	0.025 U	0.0563	0.0197	0.0566	0.00 - 0.50
5DN-00017	50032	Eu-154	0.0281 U	0.123	0.0353	0.15	0.00 - 0.50
5DN-00017	50032	Eu-155	0.124 SJ	0.0855	0.0386	0.231	0.00 - 0.50
5DN-00017	50032	Ho-166m	-0.001 U	0.0314	0.0093	0.0432	0.00 - 0.50
5DN-00017	50032	K-40	19	0.171	1.15	32.4	0.00 - 0.50
5DN-00017	50032	Na-22	-0.0136 U	0.0274	0.009	0.037	0.00 - 0.50
5DN-00017	50032	Nb-94	0.0045 U	0.0184	0.0054	0.0214	0.00 - 0.50
5DN-00017	50032	Ni-59	-1.35 UJ	5.9	1.75	5.96	0.00 - 0.50
5DN-00017	50032	Ni-63	-0.394 U	1.43	0.422	4.92	0.00 - 0.50
5DN-00017	50032	Np-236	-0.0059 U	0.0405	0.0125	0.047	0.00 - 0.50
5DN-00017	50032	Np-239	-0.0314 U	0.142	0.0425	0.139	0.00 - 0.50
5DN-00017	50032	Pa-231	0.367 U	0.926	0.284	0.936	0.00 - 0.50
5DN-00017	50032	Pb-212	1.8	0.0444	0.121	2.69	0.00 - 0.50
5DN-00017	50032	Pb-214	0.96	0.0385	0.0524	1.7	0.00 - 0.50
5DN-00017	50032	Pm-147	0.74 U	8.03	2.37	17.5	0.00 - 0.50
5DN-00017	50032	Pu-238	-0.0014 U	0.0127	0.0025	0.0415	0.00 - 0.50
5DN-00017	50032	Pu-239/240	0.0048 U	0.0216	0.0058	0.0404	0.00 - 0.50
5DN-00017	50032	Pu-244	0.0065	0.0126	0.0042	0.0313	0.00 - 0.50
5DN-00017	50032	Sb-125	0.0002 U	0.0577	0.0175	0.354	0.00 - 0.50
5DN-00017	50032	Sn-126	-0.0003 U	0.0204	0.006	0.0237	0.00 - 0.50
5DN-00017	50032	Sr-90	-0.0275 U	0.392	0.107	0.485	0.00 - 0.50
5DN-00017	50032	Tc-99	0.281 U	1.18	0.347	1.63	0.00 - 0.50
5DN-00017	50032	Th-228	1.45 J	0.183	0.166	3.98	0.00 - 0.50
5DN-00017	50032	Th-229	0.0204 U	0.123	0.0323	0.145	0.00 - 0.50
5DN-00017	50032	Th-230	0.856	0.075	0.106	2.2	0.00 - 0.50
5DN-00017	50032	Th-232	1.16	0.0748	0.128	3.1	0.00 - 0.50
5DN-00017	50032	Th-234	1.53 J	0.321	0.186	3.19	0.00 - 0.50
5DN-00017	50032	Tl-208	0.571	0.0235	0.034	0.937	0.00 - 0.50
5DN-00017	50032	Tm-171	-1.74 U	20.1	6.71	72.4	0.00 - 0.50
5DN-00017	50032	U-233/234	0.675	0.0603	0.0771	2.02	0.00 - 0.50

Table A.2
Analytical Results Summary
Subarea 5D, Round 1

Sample Location	Sample ID	Analyte Name	Activity	MDC	TPU	RTL	Sample Depth (feet bgs)
5DN-00017	50032	U-235/236	0.0547	0.0185	0.0197	0.151	0.00 - 0.50
5DN-00017	50032	U-238	0.75	0.0436	0.082	1.8	0.00 - 0.50
5DN-00017	50033	Ac-227	-0.0397 U	0.189	0.0584	0.217	1.00 - 5.00
5DN-00017	50033	Am-241	-0.0054 U	0.0403	0.0088	0.0454	1.00 - 5.00
5DN-00017	50033	Bi-212	1.12	0.156	0.0984	2.15	1.00 - 5.00
5DN-00017	50033	Bi-214	0.998	0.0293	0.0469	1.59	1.00 - 5.00
5DN-00017	50033	Cd-113m	-30.3 U	128	39.7	3030	1.00 - 5.00
5DN-00017	50033	Cm-243/244	0.0139 U	0.0344	0.0103	0.0443	1.00 - 5.00
5DN-00017	50033	Co-60	0.0023 U	0.0187	0.0055	0.028	1.00 - 5.00
5DN-00017	50033	Cs-134	-0.0012 U	0.0173	0.006	0.0864	1.00 - 5.00
5DN-00017	50033	Cs-137	-0.0054 U	0.0163	0.0059	0.207	1.00 - 5.00
5DN-00017	50033	Eu-152	-0.0404 UJ	0.0465	0.0187	0.0566	1.00 - 5.00
5DN-00017	50033	Eu-154	-0.0205 U	0.0993	0.0297	0.15	1.00 - 5.00
5DN-00017	50033	Eu-155	0.0843 SJ	0.0703	0.0219	0.231	1.00 - 5.00
5DN-00017	50033	Ho-166m	-0.0104 U	0.0254	0.0082	0.0432	1.00 - 5.00
5DN-00017	50033	K-40	18.7	0.131	1.12	32.4	1.00 - 5.00
5DN-00017	50033	Na-22	-0.0095 U	0.0222	0.0071	0.037	1.00 - 5.00
5DN-00017	50033	Nb-94	0.002 U	0.0155	0.0046	0.0214	1.00 - 5.00
5DN-00017	50033	Ni-59	0.358 UJ	6.26	1.74	5.96	1.00 - 5.00
5DN-00017	50033	Ni-63	0.693 U	1.56	0.476	4.92	1.00 - 5.00
5DN-00017	50033	Np-236	-0.0122 U	0.0356	0.0109	0.047	1.00 - 5.00
5DN-00017	50033	Np-239	-0.0197 U	0.128	0.0391	0.139	1.00 - 5.00
5DN-00017	50033	Pa-231	0.0767 U	0.808	0.245	0.936	1.00 - 5.00
5DN-00017	50033	Pb-212	1.87	0.0391	0.114	2.69	1.00 - 5.00
5DN-00017	50033	Pb-214	1.12	0.0327	0.0554	1.7	1.00 - 5.00
5DN-00017	50033	Pm-147	-1.43 U	7	2.01	17.5	1.00 - 5.00
5DN-00017	50033	Pu-238	0.0205	0.0302	0.0102	0.0415	1.00 - 5.00
5DN-00017	50033	Pu-239/240	0.0008 U	0.0175	0.0034	0.0404	1.00 - 5.00
5DN-00017	50033	Pu-244	0.0023 U	0.0249	0.0059	0.0313	1.00 - 5.00
5DN-00017	50033	Sb-125	0.0056 U	0.0487	0.0142	0.354	1.00 - 5.00
5DN-00017	50033	Sn-126	-0.0066 U	0.0169	0.0054	0.0237	1.00 - 5.00
5DN-00017	50033	Sr-90	0.49	0.321	0.125	0.485	1.00 - 5.00
5DN-00017	50033	Tc-99	-0.274 U	0.918	0.252	1.63	1.00 - 5.00
5DN-00017	50033	Th-228	1.86 J	0.0329	0.19	3.98	1.00 - 5.00

Table A.2
Analytical Results Summary
Subarea 5D, Round 1

Sample Location	Sample ID	Analyte Name	Activity	MDC	TPU	RTL	Sample Depth (feet bgs)
5DN-00017	50033	Th-229	0.0771	0.071	0.0309	0.145	1.00 - 5.00
5DN-00017	50033	Th-230	0.885	0.0708	0.108	2.2	1.00 - 5.00
5DN-00017	50033	Th-232	1.04	0.126	0.123	3.1	1.00 - 5.00
5DN-00017	50033	Th-234	1.64	0.279	0.148	3.19	1.00 - 5.00
5DN-00017	50033	Tl-208	0.543	0.0201	0.0314	0.937	1.00 - 5.00
5DN-00017	50033	Tm-171	-1.55 U	13.7	4.81	72.4	1.00 - 5.00
5DN-00017	50033	U-233/234	0.815	0.0349	0.0767	2.02	1.00 - 5.00
5DN-00017	50033	U-235/236	0.0634	0.0304	0.0186	0.151	1.00 - 5.00
5DN-00017	50033	U-238	0.682	0.0451	0.068	1.8	1.00 - 5.00
5DN-00018	50034	Ac-227	-0.126 U	0.218	0.0726	0.217	0.00 - 0.50
5DN-00018	50034	Am-241	0.0089	0.006	0.0044	0.0454	0.00 - 0.50
5DN-00018	50034	Bi-212	1.12 J	0.286	0.283	2.15	0.00 - 0.50
5DN-00018	50034	Bi-214	1.02	0.0372	0.0493	1.59	0.00 - 0.50
5DN-00018	50034	Cd-113m	-42.5 U	147	45.4	3030	0.00 - 0.50
5DN-00018	50034	Cm-243/244	0.0003 U	0.0227	0.0051	0.0443	0.00 - 0.50
5DN-00018	50034	Co-60	-0.0016 U	0.0222	0.0064	0.028	0.00 - 0.50
5DN-00018	50034	Cs-134	0.016 SJ	0.0213	0.0079	0.0864	0.00 - 0.50
5DN-00018	50034	Cs-137	0.0548	0.0198	0.0081	0.207	0.00 - 0.50
5DN-00018	50034	Eu-152	-0.0284 U	0.0539	0.0203	0.0566	0.00 - 0.50
5DN-00018	50034	Eu-154	-0.0237 U	0.121	0.0365	0.15	0.00 - 0.50
5DN-00018	50034	Eu-155	0.0384 U	0.0848	0.0271	0.231	0.00 - 0.50
5DN-00018	50034	Ho-166m	-0.0048 U	0.0307	0.0093	0.0432	0.00 - 0.50
5DN-00018	50034	K-40	20.7	0.153	1.31	32.4	0.00 - 0.50
5DN-00018	50034	Na-22	0.013 U	0.0293	0.009	0.037	0.00 - 0.50
5DN-00018	50034	Nb-94	0.0001 U	0.0174	0.0052	0.0214	0.00 - 0.50
5DN-00018	50034	Ni-59	2.72 UJ	8.06	2.62	5.96	0.00 - 0.50
5DN-00018	50034	Ni-63	-0.34 U	1.37	0.406	4.92	0.00 - 0.50
5DN-00018	50034	Np-236	-0.0289 UJ	0.0406	0.0144	0.047	0.00 - 0.50
5DN-00018	50034	Np-239	0.0229 U	0.147	0.0437	0.139	0.00 - 0.50
5DN-00018	50034	Pa-231	-0.0108 U	0.912	0.282	0.936	0.00 - 0.50
5DN-00018	50034	Pb-212	1.85	0.0463	0.113	2.69	0.00 - 0.50
5DN-00018	50034	Pb-214	1.11	0.0374	0.0547	1.7	0.00 - 0.50
5DN-00018	50034	Pm-147	-0.875 U	7.4	2.14	17.5	0.00 - 0.50
5DN-00018	50034	Pu-238	0.0073	0.0066	0.0042	0.0415	0.00 - 0.50

Table A.2
Analytical Results Summary
Subarea 5D, Round 1

Sample Location	Sample ID	Analyte Name	Activity	MDC	TPU	RTL	Sample Depth (feet bgs)
5DN-00018	50034	Pu-239/240	-0.007 U	0.0243	0.0043	0.0404	0.00 - 0.50
5DN-00018	50034	Pu-244	0.0055	0.0155	0.0046	0.0313	0.00 - 0.50
5DN-00018	50034	Sb-125	0.0093 U	0.0586	0.017	0.354	0.00 - 0.50
5DN-00018	50034	Sn-126	0.0032 U	0.0199	0.0059	0.0237	0.00 - 0.50
5DN-00018	50034	Sr-90	-0.0827 U	0.315	0.0799	0.485	0.00 - 0.50
5DN-00018	50034	Tc-99	-0.264 U	0.942	0.259	1.63	0.00 - 0.50
5DN-00018	50034	Th-228	1.23	0.211	0.137	3.98	0.00 - 0.50
5DN-00018	50034	Th-229	0 U	0.0971	0.0234	0.145	0.00 - 0.50
5DN-00018	50034	Th-230	0.842	0.02	0.09	2.2	0.00 - 0.50
5DN-00018	50034	Th-232	1	0.0793	0.102	3.1	0.00 - 0.50
5DN-00018	50034	Th-234	1.7 J	0.33	0.191	3.19	0.00 - 0.50
5DN-00018	50034	Tl-208	0.561	0.0241	0.0329	0.937	0.00 - 0.50
5DN-00018	50034	Tm-171	-3.79 U	21	7.11	72.4	0.00 - 0.50
5DN-00018	50034	U-233/234	0.662	0.023	0.0645	2.02	0.00 - 0.50
5DN-00018	50034	U-235/236	0.0669	0.0121	0.0178	0.151	0.00 - 0.50
5DN-00018	50034	U-238	0.826	0.0327	0.0759	1.8	0.00 - 0.50
5DN-00018	50035	Ac-227	-0.0453 U	0.171	0.0518	0.217	8.50 - 9.50
5DN-00018	50035	Am-241	-0.0018 U	0.031	0.0072	0.0454	8.50 - 9.50
5DN-00018	50035	Bi-212	1.12	0.13	0.0846	2.15	8.50 - 9.50
5DN-00018	50035	Bi-214	1.2	0.0262	0.0535	1.59	8.50 - 9.50
5DN-00018	50035	Cd-113m	-0.74 U	115	33.7	3030	8.50 - 9.50
5DN-00018	50035	Cm-243/244	-0.0015 U	0.0265	0.0057	0.0443	8.50 - 9.50
5DN-00018	50035	Co-60	-0.0082 U	0.0154	0.005	0.028	8.50 - 9.50
5DN-00018	50035	Cs-134	-0.0031 U	0.0153	0.0055	0.0864	8.50 - 9.50
5DN-00018	50035	Cs-137	0.005 U	0.0148	0.005	0.207	8.50 - 9.50
5DN-00018	50035	Eu-152	-0.0278 U	0.0413	0.0142	0.0566	8.50 - 9.50
5DN-00018	50035	Eu-154	0.0418 U	0.0874	0.0303	0.15	8.50 - 9.50
5DN-00018	50035	Eu-155	0.0657 SJ	0.0614	0.0263	0.231	8.50 - 9.50
5DN-00018	50035	Ho-166m	0.0054 U	0.0228	0.0067	0.0432	8.50 - 9.50
5DN-00018	50035	K-40	19.2	0.114	1.08	32.4	8.50 - 9.50
5DN-00018	50035	Na-22	0.0042 U	0.0205	0.0062	0.037	8.50 - 9.50
5DN-00018	50035	Nb-94	0.0101 SJ	0.0137	0.0045	0.0214	8.50 - 9.50
5DN-00018	50035	Ni-59	2.48 UJ	6.49	2.1	5.96	8.50 - 9.50
5DN-00018	50035	Ni-63	-0.03 U	1.45	0.434	4.92	8.50 - 9.50

Table A.2
Analytical Results Summary
Subarea 5D, Round 1

Sample Location	Sample ID	Analyte Name	Activity	MDC	TPU	RTL	Sample Depth (feet bgs)
5DN-00018	50035	Np-236	-0.0185 U	0.032	0.0108	0.047	8.50 - 9.50
5DN-00018	50035	Np-239	0.0041 U	0.115	0.0337	0.139	8.50 - 9.50
5DN-00018	50035	Pa-231	0.402 J	0.701	0.238	0.936	8.50 - 9.50
5DN-00018	50035	Pb-212	1.84	0.0355	0.11	2.69	8.50 - 9.50
5DN-00018	50035	Pb-214	1.35	0.0285	0.0637	1.7	8.50 - 9.50
5DN-00018	50035	Pm-147	-2.27 U	7.98	2.28	17.5	8.50 - 9.50
5DN-00018	50035	Pu-238	-0.0013 U	0.0237	0.0043	0.0415	8.50 - 9.50
5DN-00018	50035	Pu-239/240	0.0017 U	0.0236	0.0052	0.0404	8.50 - 9.50
5DN-00018	50035	Pu-244	0.009	0.0081	0.0052	0.0313	8.50 - 9.50
5DN-00018	50035	Sb-125	-0.004 U	0.0432	0.013	0.354	8.50 - 9.50
5DN-00018	50035	Sn-126	-0.0047 U	0.0143	0.0044	0.0237	8.50 - 9.50
5DN-00018	50035	Sr-90	0.0022 U	0.323	0.0883	0.485	8.50 - 9.50
5DN-00018	50035	Tc-99	-0.397 U	0.853	0.228	1.63	8.50 - 9.50
5DN-00018	50035	Th-228	1.45	0.154	0.134	3.98	8.50 - 9.50
5DN-00018	50035	Th-229	0.0503	0.0755	0.0253	0.145	8.50 - 9.50
5DN-00018	50035	Th-230	2.24	0.0582	0.162	2.2	8.50 - 9.50
5DN-00018	50035	Th-232	1.1	0.0673	0.1	3.1	8.50 - 9.50
5DN-00018	50035	Th-234	1.76	0.252	0.157	3.19	8.50 - 9.50
5DN-00018	50035	Tl-208	0.559	0.0174	0.0306	0.937	8.50 - 9.50
5DN-00018	50035	Tm-171	-2 U	11.7	3.97	72.4	8.50 - 9.50
5DN-00018	50035	U-233/234	1.94	0.0352	0.148	2.02	8.50 - 9.50
5DN-00018	50035	U-235/236	0.0954	0.0118	0.0212	0.151	8.50 - 9.50
5DN-00018	50035	U-238	1.8	0.0095	0.139	1.8	8.50 - 9.50
5DN-00019	50036	Ac-227	-0.0467 U	0.245	0.0734	0.217	0.00 - 0.50
5DN-00019	50036	Am-241	0.0065 U	0.0206	0.0058	0.0454	0.00 - 0.50
5DN-00019	50036	Bi-212	1.05 J	0.244	0.116	2.15	0.00 - 0.50
5DN-00019	50036	Bi-214	0.803	0.0436	0.0468	1.59	0.00 - 0.50
5DN-00019	50036	Cd-113m	-128 UJ	161	59.2	3030	0.00 - 0.50
5DN-00019	50036	Cm-243/244	-0.0031 U	0.0271	0.0057	0.0443	0.00 - 0.50
5DN-00019	50036	Co-60	-0.0043 U	0.0261	0.0077	0.028	0.00 - 0.50
5DN-00019	50036	Cs-134	-0.0056 U	0.0255	0.0087	0.0864	0.00 - 0.50
5DN-00019	50036	Cs-137	0.0084 U	0.0267	0.0079	0.207	0.00 - 0.50
5DN-00019	50036	Eu-152	-0.0367 U	0.0624	0.0225	0.0566	0.00 - 0.50
5DN-00019	50036	Eu-154	0.0014 U	0.151	0.0446	0.15	0.00 - 0.50

Table A.2
Analytical Results Summary
Subarea 5D, Round 1

Sample Location	Sample ID	Analyte Name	Activity	MDC	TPU	RTL	Sample Depth (feet bgs)
5DN-00019	50036	Eu-155	0.066 JS	0.0848	0.0271	0.231	0.00 - 0.50
5DN-00019	50036	Ho-166m	-0.0038 U	0.0391	0.0115	0.0432	0.00 - 0.50
5DN-00019	50036	K-40	17.3	0.167	1.01	32.4	0.00 - 0.50
5DN-00019	50036	Na-22	-0.0007 U	0.0348	0.0101	0.037	0.00 - 0.50
5DN-00019	50036	Nb-94	0.0184 JS	0.0238	0.0079	0.0214	0.00 - 0.50
5DN-00019	50036	Ni-59	0.192 U	4.73	1.31	5.96	0.00 - 0.50
5DN-00019	50036	Ni-63	0.927	1.13	0.358	4.92	0.00 - 0.50
5DN-00019	50036	Np-236	0.0131 U	0.0426	0.0139	0.047	0.00 - 0.50
5DN-00019	50036	Np-239	0.0146 U	0.16	0.0467	0.139	0.00 - 0.50
5DN-00019	50036	Pa-231	-0.474 U	1	0.346	0.936	0.00 - 0.50
5DN-00019	50036	Pb-212	1.72	0.0497	0.102	2.69	0.00 - 0.50
5DN-00019	50036	Pb-214	0.927	0.0457	0.0476	1.7	0.00 - 0.50
5DN-00019	50036	Pm-147	-0.0909 U	8.35	2.45	17.5	0.00 - 0.50
5DN-00019	50036	Pu-238	0.0063	0.0123	0.0041	0.0415	0.00 - 0.50
5DN-00019	50036	Pu-239/240	0.0068	0.0151	0.0047	0.0404	0.00 - 0.50
5DN-00019	50036	Pu-244	0.006 U	0.0192	0.0055	0.0313	0.00 - 0.50
5DN-00019	50036	Sb-125	0.0126 U	0.0716	0.0214	0.354	0.00 - 0.50
5DN-00019	50036	Sn-126	-0.0095 U	0.0237	0.0075	0.0237	0.00 - 0.50
5DN-00019	50036	Sr-90	0.216	0.347	0.11	0.485	0.00 - 0.50
5DN-00019	50036	Tc-99	0.0539 U	0.908	0.261	1.63	0.00 - 0.50
5DN-00019	50036	Th-228	1.39	0.147	0.148	3.98	0.00 - 0.50
5DN-00019	50036	Th-229	0.0388	0.0722	0.0234	0.145	0.00 - 0.50
5DN-00019	50036	Th-230	0.884	0.072	0.0997	2.2	0.00 - 0.50
5DN-00019	50036	Th-232	1.21	0.0209	0.121	3.1	0.00 - 0.50
5DN-00019	50036	Th-234	1.4 J	0.324	0.179	3.19	0.00 - 0.50
5DN-00019	50036	Tl-208	0.54	0.0289	0.0349	0.937	0.00 - 0.50
5DN-00019	50036	Tm-171	-4.16 U	17.5	5.97	72.4	0.00 - 0.50
5DN-00019	50036	U-233/234	0.783	0.0524	0.0844	2.02	0.00 - 0.50
5DN-00019	50036	U-235/236	0.0407	0.0538	0.0196	0.151	0.00 - 0.50
5DN-00019	50036	U-238	0.802	0.038	0.0854	1.8	0.00 - 0.50
5DN-00019	50037	Ac-227	-0.151 UJ	0.201	0.0702	0.217	1.00 - 5.00
5DN-00019	50037	Am-241	0.0078	0.0172	0.0054	0.0454	1.00 - 5.00
5DN-00019	50037	Bi-212	1.11 J	0.176	0.122	2.15	1.00 - 5.00
5DN-00019	50037	Bi-214	0.871	0.0336	0.0426	1.59	1.00 - 5.00

Table A.2
Analytical Results Summary
Subarea 5D, Round 1

Sample Location	Sample ID	Analyte Name	Activity	MDC	TPU	RTL	Sample Depth (feet bgs)
5DN-00019	50037	Cd-113m	-3.57 U	136	40	3030	1.00 - 5.00
5DN-00019	50037	Cm-243/244	0.0029 U	0.0142	0.0035	0.0443	1.00 - 5.00
5DN-00019	50037	Co-60	-0.0106 U	0.0202	0.0067	0.028	1.00 - 5.00
5DN-00019	50037	Cs-134	-0.0064 U	0.0197	0.0069	0.0864	1.00 - 5.00
5DN-00019	50037	Cs-137	-0.0045 U	0.019	0.0058	0.207	1.00 - 5.00
5DN-00019	50037	Eu-152	-0.0028 U	0.0518	0.0167	0.0566	1.00 - 5.00
5DN-00019	50037	Eu-154	-0.0592 U	0.108	0.0353	0.15	1.00 - 5.00
5DN-00019	50037	Eu-155	0.0779 JS	0.0725	0.0252	0.231	1.00 - 5.00
5DN-00019	50037	Ho-166m	-0.0001 U	0.0298	0.0088	0.0432	1.00 - 5.00
5DN-00019	50037	K-40	17.3	0.147	1.07	32.4	1.00 - 5.00
5DN-00019	50037	Na-22	-0.0039 U	0.0275	0.0082	0.037	1.00 - 5.00
5DN-00019	50037	Nb-94	0.0078 U	0.0175	0.0054	0.0214	1.00 - 5.00
5DN-00019	50037	Ni-59	0.124 UJ	5.19	1.45	5.96	1.00 - 5.00
5DN-00019	50037	Ni-63	0.235 U	1.19	0.356	4.92	1.00 - 5.00
5DN-00019	50037	Np-236	0.0347 JS	0.0382	0.0139	0.047	1.00 - 5.00
5DN-00019	50037	Np-239	-0.022 U	0.133	0.0392	0.139	1.00 - 5.00
5DN-00019	50037	Pa-231	-0.032 U	0.816	0.24	0.936	1.00 - 5.00
5DN-00019	50037	Pb-212	1.73	0.0418	0.104	2.69	1.00 - 5.00
5DN-00019	50037	Pb-214	1	0.0345	0.0492	1.7	1.00 - 5.00
5DN-00019	50037	Pm-147	3.75	7.61	2.34	17.5	1.00 - 5.00
5DN-00019	50037	Pu-238	0.0006 U	0.0142	0.0028	0.0415	1.00 - 5.00
5DN-00019	50037	Pu-239/240	0	0.006	0.0022	0.0404	1.00 - 5.00
5DN-00019	50037	Pu-244	0.0022	0.006	0.0022	0.0313	1.00 - 5.00
5DN-00019	50037	Sb-125	0.0107 U	0.0536	0.0161	0.354	1.00 - 5.00
5DN-00019	50037	Sn-126	-0.0022 U	0.0192	0.0057	0.0237	1.00 - 5.00
5DN-00019	50037	Sr-90	-0.0532 U	0.208	0.0522	0.485	1.00 - 5.00
5DN-00019	50037	Tc-99	-0.163 U	1.13	0.332	1.63	1.00 - 5.00
5DN-00019	50037	Th-228	1.26	0.0687	0.114	3.98	1.00 - 5.00
5DN-00019	50037	Th-229	0.0249	0.0652	0.0193	0.145	1.00 - 5.00
5DN-00019	50037	Th-230	0.701	0.0556	0.0724	2.2	1.00 - 5.00
5DN-00019	50037	Th-232	0.99	0.0554	0.0906	3.1	1.00 - 5.00
5DN-00019	50037	Th-234	1.55 J	0.29	0.174	3.19	1.00 - 5.00
5DN-00019	50037	Tl-208	0.542	0.0215	0.0321	0.937	1.00 - 5.00
5DN-00019	50037	Tm-171	-5.3 U	17.6	5.94	72.4	1.00 - 5.00

Table A.2
Analytical Results Summary
Subarea 5D, Round 1

Sample Location	Sample ID	Analyte Name	Activity	MDC	TPU	RTL	Sample Depth (feet bgs)
5DN-00019	50037	U-233/234	0.559	0.0598	0.0789	2.02	1.00 - 5.00
5DN-00019	50037	U-235/236	-0.0068 U	0.0597	0.0116	0.151	1.00 - 5.00
5DN-00019	50037	U-238	0.657	0.0598	0.0875	1.8	1.00 - 5.00
5DN-00020	50038	Ac-227	0.103 J	0.183	0.0595	0.217	0.00 - 0.50
5DN-00020	50038	Am-241	0.0101	0.015	0.0055	0.0454	0.00 - 0.50
5DN-00020	50038	Bi-212	1.1	0.14	0.0897	2.15	0.00 - 0.50
5DN-00020	50038	Bi-214	0.726	0.0287	0.036	1.59	0.00 - 0.50
5DN-00020	50038	Cd-113m	-69.2 U	115	40.2	3030	0.00 - 0.50
5DN-00020	50038	Cm-243/244	0.0007 U	0.0153	0.003	0.0443	0.00 - 0.50
5DN-00020	50038	Co-60	-0.006 U	0.0161	0.0051	0.028	0.00 - 0.50
5DN-00020	50038	Cs-134	0.0008 U	0.0167	0.0057	0.0864	0.00 - 0.50
5DN-00020	50038	Cs-137	0.0344	0.0169	0.0074	0.207	0.00 - 0.50
5DN-00020	50038	Eu-152	0.0131 U	0.0446	0.0185	0.0566	0.00 - 0.50
5DN-00020	50038	Eu-154	-0.0175 U	0.0898	0.0266	0.15	0.00 - 0.50
5DN-00020	50038	Eu-155	0.0455 JS	0.0701	0.023	0.231	0.00 - 0.50
5DN-00020	50038	Ho-166m	0.0016 U	0.0244	0.0072	0.0432	0.00 - 0.50
5DN-00020	50038	K-40	18.9	0.117	1.05	32.4	0.00 - 0.50
5DN-00020	50038	Na-22	-0.0073 U	0.0216	0.0067	0.037	0.00 - 0.50
5DN-00020	50038	Nb-94	-0.0015 U	0.0138	0.0041	0.0214	0.00 - 0.50
5DN-00020	50038	Ni-59	0.161 U	5.33	1.49	5.96	0.00 - 0.50
5DN-00020	50038	Ni-63	0.521	0.839	0.261	4.92	0.00 - 0.50
5DN-00020	50038	Np-236	-0.0288 UJ	0.0339	0.0122	0.047	0.00 - 0.50
5DN-00020	50038	Np-239	0.0033 U	0.119	0.0357	0.139	0.00 - 0.50
5DN-00020	50038	Pa-231	0.192 U	0.73	0.241	0.936	0.00 - 0.50
5DN-00020	50038	Pb-212	1.64	0.0362	0.0959	2.69	0.00 - 0.50
5DN-00020	50038	Pb-214	0.794	0.0308	0.0404	1.7	0.00 - 0.50
5DN-00020	50038	Pm-147	-0.595 U	6.87	1.99	17.5	0.00 - 0.50
5DN-00020	50038	Pu-238	-0.0004 U	0.0201	0.0042	0.0415	0.00 - 0.50
5DN-00020	50038	Pu-239/240	0.0028 U	0.014	0.0035	0.0404	0.00 - 0.50
5DN-00020	50038	Pu-244	0.0116	0.014	0.0057	0.0313	0.00 - 0.50
5DN-00020	50038	Sb-125	-0.0027 U	0.0458	0.0134	0.354	0.00 - 0.50
5DN-00020	50038	Sn-126	0.0078 U	0.0164	0.0051	0.0237	0.00 - 0.50
5DN-00020	50038	Sr-90	0.0986	0.164	0.0527	0.485	0.00 - 0.50
5DN-00020	50038	Tc-99	-0.299 U	0.991	0.27	1.63	0.00 - 0.50

Table A.2
Analytical Results Summary
Subarea 5D, Round 1

Sample Location	Sample ID	Analyte Name	Activity	MDC	TPU	RTL	Sample Depth (feet bgs)
5DN-00020	50038	Th-228	1.4 J	0.125	0.157	3.98	0.00 - 0.50
5DN-00020	50038	Th-229	0.0276	0.0249	0.016	0.145	0.00 - 0.50
5DN-00020	50038	Th-230	0.615	0.0249	0.0844	2.2	0.00 - 0.50
5DN-00020	50038	Th-232	1.13	0.0248	0.123	3.1	0.00 - 0.50
5DN-00020	50038	Th-234	1.13 J	0.269	0.135	3.19	0.00 - 0.50
5DN-00020	50038	Tl-208	0.486	0.0186	0.0284	0.937	0.00 - 0.50
5DN-00020	50038	Tm-171	-5.64 U	13.7	5.03	72.4	0.00 - 0.50
5DN-00020	50038	U-233/234	0.466	0.0664	0.0664	2.02	0.00 - 0.50
5DN-00020	50038	U-235/236	-0.0037 UJ	0.082	0.0177	0.151	0.00 - 0.50
5DN-00020	50038	U-238	0.437	0.052	0.0629	1.8	0.00 - 0.50
5DN-00020	50039	Ac-227	-0.0076 U	0.18	0.0547	0.217	1.00 - 4.50
5DN-00020	50039	Am-241	-0.0054 U	0.0365	0.0069	0.0454	1.00 - 4.50
5DN-00020	50039	Bi-212	1.05	0.146	0.089	2.15	1.00 - 4.50
5DN-00020	50039	Bi-214	0.917	0.0265	0.043	1.59	1.00 - 4.50
5DN-00020	50039	Cd-113m	54.7 U	124	39.3	3030	1.00 - 4.50
5DN-00020	50039	Cm-243/244	0.0233	0.0372	0.0125	0.0443	1.00 - 4.50
5DN-00020	50039	Co-60	0.0072 U	0.0184	0.0056	0.028	1.00 - 4.50
5DN-00020	50039	Cs-134	-0.0025 U	0.0157	0.0055	0.0864	1.00 - 4.50
5DN-00020	50039	Cs-137	-0.0101 U	0.0158	0.0054	0.207	1.00 - 4.50
5DN-00020	50039	Eu-152	-0.058 UJ	0.0434	0.0201	0.0566	1.00 - 4.50
5DN-00020	50039	Eu-154	-0.0983 UJ	0.0891	0.0363	0.15	1.00 - 4.50
5DN-00020	50039	Eu-155	0.11 J	0.065	0.0257	0.231	1.00 - 4.50
5DN-00020	50039	Ho-166m	0.006 U	0.0252	0.0076	0.0432	1.00 - 4.50
5DN-00020	50039	K-40	19.6	0.122	1.17	32.4	1.00 - 4.50
5DN-00020	50039	Na-22	-0.0078 U	0.0212	0.0067	0.037	1.00 - 4.50
5DN-00020	50039	Nb-94	0.012 SJ	0.015	0.0052	0.0214	1.00 - 4.50
5DN-00020	50039	Ni-59	-5.43 R	3.57	1.77	5.96	1.00 - 4.50
5DN-00020	50039	Ni-63	-0.393 U	1.45	0.423	4.92	1.00 - 4.50
5DN-00020	50039	Np-236	0.0036 U	0.034	0.0103	0.047	1.00 - 4.50
5DN-00020	50039	Np-239	0.0388 U	0.123	0.0378	0.139	1.00 - 4.50
5DN-00020	50039	Pa-231	0.0273 U	0.74	0.233	0.936	1.00 - 4.50
5DN-00020	50039	Pb-212	1.79	0.0363	0.109	2.69	1.00 - 4.50
5DN-00020	50039	Pb-214	1.01	0.0322	0.0502	1.7	1.00 - 4.50
5DN-00020	50039	Pm-147	-2.3 U	6.81	1.96	17.5	1.00 - 4.50

Table A.2
Analytical Results Summary
Subarea 5D, Round 1

Sample Location	Sample ID	Analyte Name	Activity	MDC	TPU	RTL	Sample Depth (feet bgs)
5DN-00020	50039	Pu-238	0.0021	0.0056	0.0021	0.0415	1.00 - 4.50
5DN-00020	50039	Pu-239/240	0.0073	0.0161	0.005	0.0404	1.00 - 4.50
5DN-00020	50039	Pu-244	-0.0003 U	0.0185	0.0039	0.0313	1.00 - 4.50
5DN-00020	50039	Sb-125	0.0253 J	0.0472	0.0147	0.354	1.00 - 4.50
5DN-00020	50039	Sn-126	0.0002 U	0.0159	0.0047	0.0237	1.00 - 4.50
5DN-00020	50039	Sr-90	0.268	0.276	0.0949	0.485	1.00 - 4.50
5DN-00020	50039	Tc-99	-0.445 U	1.39	0.397	1.63	1.00 - 4.50
5DN-00020	50039	Th-228	1.66 L	0.122	0.153	3.98	1.00 - 4.50
5DN-00020	50039	Th-229	0.0271 L	0.063	0.0192	0.145	1.00 - 4.50
5DN-00020	50039	Th-230	0.846 L	0.0183	0.0899	2.2	1.00 - 4.50
5DN-00020	50039	Th-232	1.38 L	0.0497	0.125	3.1	1.00 - 4.50
5DN-00020	50039	Th-234	1.4	0.261	0.134	3.19	1.00 - 4.50
5DN-00020	50039	Tl-208	0.53	0.0184	0.0304	0.937	1.00 - 4.50
5DN-00020	50039	Tm-171	-8.56 U	12.5	4.9	72.4	1.00 - 4.50
5DN-00020	50039	U-233/234	0.568	0.0108	0.0624	2.02	1.00 - 4.50
5DN-00020	50039	U-235/236	0.0591	0.0133	0.0176	0.151	1.00 - 4.50
5DN-00020	50039	U-238	0.646	0.0399	0.069	1.8	1.00 - 4.50
5DN-00021	50040	Ac-227	0.0052 U	0.22	0.0662	0.217	0.00 - 0.50
5DN-00021	50040	Am-241	0.0073	0.0066	0.0043	0.0454	0.00 - 0.50
5DN-00021	50040	Bi-212	1.24	0.187	0.111	2.15	0.00 - 0.50
5DN-00021	50040	Bi-214	1.01	0.0343	0.0503	1.59	0.00 - 0.50
5DN-00021	50040	Cd-113m	-61.4 U	146	50.5	3030	0.00 - 0.50
5DN-00021	50040	Cm-243/244	-0.0011 U	0.0197	0.0036	0.0443	0.00 - 0.50
5DN-00021	50040	Co-60	0.0038 U	0.0217	0.0063	0.028	0.00 - 0.50
5DN-00021	50040	Cs-134	-0.0029 U	0.021	0.0072	0.0864	0.00 - 0.50
5DN-00021	50040	Cs-137	-0.0031 U	0.022	0.0066	0.207	0.00 - 0.50
5DN-00021	50040	Eu-152	-0.0404 U	0.0527	0.0215	0.0566	0.00 - 0.50
5DN-00021	50040	Eu-154	-0.0164 U	0.116	0.0339	0.15	0.00 - 0.50
5DN-00021	50040	Eu-155	0.0662 JS	0.0857	0.0292	0.231	0.00 - 0.50
5DN-00021	50040	Ho-166m	-0.0065 U	0.0307	0.0094	0.0432	0.00 - 0.50
5DN-00021	50040	K-40	19.1	0.154	1.08	32.4	0.00 - 0.50
5DN-00021	50040	Na-22	-0.0122 U	0.0266	0.0086	0.037	0.00 - 0.50
5DN-00021	50040	Nb-94	0.0067 U	0.0191	0.0058	0.0214	0.00 - 0.50
5DN-00021	50040	Ni-59	-4.38 UJ	4.01	1.66	5.96	0.00 - 0.50

Table A.2
Analytical Results Summary
Subarea 5D, Round 1

Sample Location	Sample ID	Analyte Name	Activity	MDC	TPU	RTL	Sample Depth (feet bgs)
5DN-00021	50040	Ni-63	-0.0583 U	1.3	0.387	4.92	0.00 - 0.50
5DN-00021	50040	Np-236	-0.0238 U	0.0413	0.0135	0.047	0.00 - 0.50
5DN-00021	50040	Np-239	-0.0142 U	0.146	0.0441	0.139	0.00 - 0.50
5DN-00021	50040	Pa-231	0.0004 U	0.897	0.293	0.936	0.00 - 0.50
5DN-00021	50040	Pb-212	2.03	0.0457	0.119	2.69	0.00 - 0.50
5DN-00021	50040	Pb-214	1.11	0.0386	0.0535	1.7	0.00 - 0.50
5DN-00021	50040	Pm-147	0.216 U	7.4	2.18	17.5	0.00 - 0.50
5DN-00021	50040	Pu-238	0.0032 U	0.0164	0.0042	0.0415	0.00 - 0.50
5DN-00021	50040	Pu-239/240	0.0006 U	0.0132	0.0026	0.0404	0.00 - 0.50
5DN-00021	50040	Pu-244	0.0006 U	0.0132	0.0026	0.0313	0.00 - 0.50
5DN-00021	50040	Sb-125	-0.0103 U	0.0572	0.0169	0.354	0.00 - 0.50
5DN-00021	50040	Sn-126	-0.0029 U	0.0204	0.0061	0.0237	0.00 - 0.50
5DN-00021	50040	Sr-90	-0.067 U	0.205	0.0511	0.485	0.00 - 0.50
5DN-00021	50040	Tc-99	-0.21 U	0.806	0.222	1.63	0.00 - 0.50
5DN-00021	50040	Th-228	1.19	0.132	0.144	3.98	0.00 - 0.50
5DN-00021	50040	Th-229	-0.0385 UJ	0.151	0.0335	0.145	0.00 - 0.50
5DN-00021	50040	Th-230	0.603	0.0248	0.0842	2.2	0.00 - 0.50
5DN-00021	50040	Th-232	1.02	0.0247	0.118	3.1	0.00 - 0.50
5DN-00021	50040	Th-234	1.54 J	0.332	0.163	3.19	0.00 - 0.50
5DN-00021	50040	Tl-208	0.628	0.0232	0.036	0.937	0.00 - 0.50
5DN-00021	50040	Tm-171	2.06 U	17.5	6.11	72.4	0.00 - 0.50
5DN-00021	50040	U-233/234	0.736	0.0642	0.0796	2.02	0.00 - 0.50
5DN-00021	50040	U-235/236	0.0682	0.0354	0.021	0.151	0.00 - 0.50
5DN-00021	50040	U-238	0.606	0.0407	0.0684	1.8	0.00 - 0.50
5DN-00021	50041	Ac-227	-0.0129 U	0.224	0.0669	0.217	1.00 - 5.00
5DN-00021	50041	Am-241	0.0068	0.0133	0.0044	0.0454	1.00 - 5.00
5DN-00021	50041	Bi-212	1.31	0.175	0.119	2.15	1.00 - 5.00
5DN-00021	50041	Bi-214	0.99	0.0333	0.0522	1.59	1.00 - 5.00
5DN-00021	50041	Cd-113m	-66 U	144	47.9	3030	1.00 - 5.00
5DN-00021	50041	Cm-243/244	0.0049	0.0135	0.004	0.0443	1.00 - 5.00
5DN-00021	50041	Co-60	0.0005 U	0.0216	0.0062	0.028	1.00 - 5.00
5DN-00021	50041	Cs-134	0.0092 U	0.0196	0.0068	0.0864	1.00 - 5.00
5DN-00021	50041	Cs-137	-0.0056 U	0.0203	0.0063	0.207	1.00 - 5.00
5DN-00021	50041	Eu-152	-0.0211 U	0.0545	0.0188	0.0566	1.00 - 5.00

Table A.2
Analytical Results Summary
Subarea 5D, Round 1

Sample Location	Sample ID	Analyte Name	Activity	MDC	TPU	RTL	Sample Depth (feet bgs)
5DN-00021	50041	Eu-154	-0.0317 U	0.113	0.0346	0.15	1.00 - 5.00
5DN-00021	50041	Eu-155	0.0716 JS	0.0823	0.0301	0.231	1.00 - 5.00
5DN-00021	50041	Ho-166m	-0.0099 U	0.0297	0.0094	0.0432	1.00 - 5.00
5DN-00021	50041	K-40	19.6	0.144	1.24	32.4	1.00 - 5.00
5DN-00021	50041	Na-22	0.0073 U	0.0287	0.0086	0.037	1.00 - 5.00
5DN-00021	50041	Nb-94	0.0031 U	0.0174	0.0052	0.0214	1.00 - 5.00
5DN-00021	50041	Ni-59	1.11 U	5.03	1.35	5.96	1.00 - 5.00
5DN-00021	50041	Ni-63	0.184 U	1.35	0.404	4.92	1.00 - 5.00
5DN-00021	50041	Np-236	-0.0151 U	0.041	0.0132	0.047	1.00 - 5.00
5DN-00021	50041	Np-239	-0.0478 U	0.148	0.0457	0.139	1.00 - 5.00
5DN-00021	50041	Pa-231	0.331 U	0.911	0.3	0.936	1.00 - 5.00
5DN-00021	50041	Pb-212	1.83	0.0456	0.112	2.69	1.00 - 5.00
5DN-00021	50041	Pb-214	1.14	0.0385	0.0551	1.7	1.00 - 5.00
5DN-00021	50041	Pm-147	-1.27 U	7.12	2.05	17.5	1.00 - 5.00
5DN-00021	50041	Pu-238	0.0029 U	0.0143	0.0036	0.0415	1.00 - 5.00
5DN-00021	50041	Pu-239/240	-0.0004 U	0.0203	0.0042	0.0404	1.00 - 5.00
5DN-00021	50041	Pu-244	0.009	0.0061	0.0045	0.0313	1.00 - 5.00
5DN-00021	50041	Sb-125	0.0069 U	0.0579	0.0168	0.354	1.00 - 5.00
5DN-00021	50041	Sn-126	0.0054 U	0.0194	0.0058	0.0237	1.00 - 5.00
5DN-00021	50041	Sr-90	0.0452 U	0.16	0.0464	0.485	1.00 - 5.00
5DN-00021	50041	Tc-99	-0.0121 U	0.917	0.259	1.63	1.00 - 5.00
5DN-00021	50041	Th-228	1.27	0.12	0.131	3.98	1.00 - 5.00
5DN-00021	50041	Th-229	-0.0069 U	0.0737	0.0153	0.145	1.00 - 5.00
5DN-00021	50041	Th-230	0.772	0.0821	0.0878	2.2	1.00 - 5.00
5DN-00021	50041	Th-232	1.08	0.0185	0.107	3.1	1.00 - 5.00
5DN-00021	50041	Th-234	1.66 J	0.333	0.191	3.19	1.00 - 5.00
5DN-00021	50041	Tl-208	0.568	0.0225	0.0337	0.937	1.00 - 5.00
5DN-00021	50041	Tm-171	-13.1 U	20.3	7.59	72.4	1.00 - 5.00
5DN-00021	50041	U-233/234	0.677	0.0513	0.0803	2.02	1.00 - 5.00
5DN-00021	50041	U-235/236	0.0861	0.0447	0.0265	0.151	1.00 - 5.00
5DN-00021	50041	U-238	0.79	0.0361	0.0889	1.8	1.00 - 5.00
5DN-00021	50042	Ac-227	-0.018 U	0.192	0.0581	0.217	16.50 - 20.50
5DN-00021	50042	Am-241	0.0014 U	0.0244	0.006	0.0454	16.50 - 20.50
5DN-00021	50042	Bi-212	1.07	0.16	0.0944	2.15	16.50 - 20.50

Table A.2
Analytical Results Summary
Subarea 5D, Round 1

Sample Location	Sample ID	Analyte Name	Activity	MDC	TPU	RTL	Sample Depth (feet bgs)
5DN-00021	50042	Bi-214	0.911	0.0296	0.0441	1.59	16.50 - 20.50
5DN-00021	50042	Cd-113m	-31.4 U	129	41.3	3030	16.50 - 20.50
5DN-00021	50042	Cm-243/244	0.0113	0.0136	0.0055	0.0443	16.50 - 20.50
5DN-00021	50042	Co-60	0.0002 U	0.0183	0.0053	0.028	16.50 - 20.50
5DN-00021	50042	Cs-134	0.0025 U	0.0173	0.0059	0.0864	16.50 - 20.50
5DN-00021	50042	Cs-137	-0.0182 UJ	0.016	0.0066	0.207	16.50 - 20.50
5DN-00021	50042	Eu-152	0.0051 U	0.0474	0.0165	0.0566	16.50 - 20.50
5DN-00021	50042	Eu-154	-0.111 UJ	0.09	0.0385	0.15	16.50 - 20.50
5DN-00021	50042	Eu-155	0.0228 U	0.0728	0.0219	0.231	16.50 - 20.50
5DN-00021	50042	Ho-166m	0.0045 U	0.0266	0.0079	0.0432	16.50 - 20.50
5DN-00021	50042	K-40	19.9	0.12	1.11	32.4	16.50 - 20.50
5DN-00021	50042	Na-22	-0.007 U	0.0232	0.0072	0.037	16.50 - 20.50
5DN-00021	50042	Nb-94	-0.002 U	0.0149	0.0045	0.0214	16.50 - 20.50
5DN-00021	50042	Ni-59	-9.95 R	3.45	2.75	5.96	16.50 - 20.50
5DN-00021	50042	Ni-63	0.405 U	1.18	0.359	4.92	16.50 - 20.50
5DN-00021	50042	Np-236	-0.0111 U	0.0361	0.011	0.047	16.50 - 20.50
5DN-00021	50042	Np-239	-0.0064 U	0.127	0.0382	0.139	16.50 - 20.50
5DN-00021	50042	Pa-231	-0.194 U	0.762	0.246	0.936	16.50 - 20.50
5DN-00021	50042	Pb-212	1.69	0.038	0.0992	2.69	16.50 - 20.50
5DN-00021	50042	Pb-214	0.953	0.034	0.0453	1.7	16.50 - 20.50
5DN-00021	50042	Pm-147	-1.18 U	6.99	2.01	17.5	16.50 - 20.50
5DN-00021	50042	Pu-238	0.0083	0.0183	0.0057	0.0415	16.50 - 20.50
5DN-00021	50042	Pu-239/240	0.0066 U	0.0209	0.0059	0.0404	16.50 - 20.50
5DN-00021	50042	Pu-244	0.0006 U	0.0147	0.0028	0.0313	16.50 - 20.50
5DN-00021	50042	Sb-125	0.0137 U	0.0495	0.0146	0.354	16.50 - 20.50
5DN-00021	50042	Sn-126	-0.0045 U	0.0169	0.0052	0.0237	16.50 - 20.50
5DN-00021	50042	Sr-90	0.0791 U	0.245	0.0727	0.485	16.50 - 20.50
5DN-00021	50042	Tc-99	-0.0463 U	0.847	0.238	1.63	16.50 - 20.50
5DN-00021	50042	Th-228	1.17	0.127	0.128	3.98	16.50 - 20.50
5DN-00021	50042	Th-229	0.0072 U	0.0532	0.0125	0.145	16.50 - 20.50
5DN-00021	50042	Th-230	0.511	0.0195	0.0679	2.2	16.50 - 20.50
5DN-00021	50042	Th-232	0.926	0.0195	0.0984	3.1	16.50 - 20.50
5DN-00021	50042	Th-234	1.36 J	0.28	0.148	3.19	16.50 - 20.50
5DN-00021	50042	Tl-208	0.507	0.0201	0.0301	0.937	16.50 - 20.50

Table A.2
Analytical Results Summary
Subarea 5D, Round 1

Sample Location	Sample ID	Analyte Name	Activity	MDC	TPU	RTL	Sample Depth (feet bgs)
5DN-00021	50042	Tm-171	-5.62 U	14.5	5.31	72.4	16.50 - 20.50
5DN-00021	50042	U-233/234	0.606	0.0422	0.063	2.02	16.50 - 20.50
5DN-00021	50042	U-235/236	0.0288	0.0381	0.0138	0.151	16.50 - 20.50
5DN-00021	50042	U-238	0.723	0.0445	0.0717	1.8	16.50 - 20.50
5DN-00022	50043	Ac-227	0.0058 U	0.215	0.0634	0.217	0.00 - 0.50
5DN-00022	50043	Am-241	0.0099	0.0172	0.0058	0.0454	0.00 - 0.50
5DN-00022	50043	Bi-212	0.907 J	0.187	0.0965	2.15	0.00 - 0.50
5DN-00022	50043	Bi-214	0.965	0.0356	0.0501	1.59	0.00 - 0.50
5DN-00022	50043	Cd-113m	-6.9 U	144	45.9	3030	0.00 - 0.50
5DN-00022	50043	Cm-243/244	0.0067	0.006	0.0039	0.0443	0.00 - 0.50
5DN-00022	50043	Co-60	0.0076 U	0.0226	0.0066	0.028	0.00 - 0.50
5DN-00022	50043	Cs-134	0.0097 U	0.0207	0.0071	0.0864	0.00 - 0.50
5DN-00022	50043	Cs-137	0.022	0.0208	0.0069	0.207	0.00 - 0.50
5DN-00022	50043	Eu-152	0.0037 U	0.0536	0.0183	0.0566	0.00 - 0.50
5DN-00022	50043	Eu-154	0.0043 U	0.122	0.035	0.15	0.00 - 0.50
5DN-00022	50043	Eu-155	0.092 JS	0.0846	0.0332	0.231	0.00 - 0.50
5DN-00022	50043	Ho-166m	0.0077 U	0.0313	0.0093	0.0432	0.00 - 0.50
5DN-00022	50043	K-40	20.1	0.15	1.22	32.4	0.00 - 0.50
5DN-00022	50043	Na-22	-0.0179 U	0.0267	0.0093	0.037	0.00 - 0.50
5DN-00022	50043	Nb-94	0.0093 JS	0.0179	0.0056	0.0214	0.00 - 0.50
5DN-00022	50043	Ni-59	-1.2 U	4.77	1.42	5.96	0.00 - 0.50
5DN-00022	50043	Ni-63	0.549 U	1.17	0.359	4.92	0.00 - 0.50
5DN-00022	50043	Np-236	-0.011 U	0.0398	0.0125	0.047	0.00 - 0.50
5DN-00022	50043	Np-239	0.0051 U	0.143	0.042	0.139	0.00 - 0.50
5DN-00022	50043	Pa-231	0.186 U	0.887	0.273	0.936	0.00 - 0.50
5DN-00022	50043	Pb-212	1.75	0.044	0.118	2.69	0.00 - 0.50
5DN-00022	50043	Pb-214	1.07	0.0385	0.0573	1.7	0.00 - 0.50
5DN-00022	50043	Pm-147	1.41 U	7.77	2.31	17.5	0.00 - 0.50
5DN-00022	50043	Pu-238	0.0026 U	0.0129	0.0032	0.0415	0.00 - 0.50
5DN-00022	50043	Pu-239/240	0.0011 U	0.0159	0.0035	0.0404	0.00 - 0.50
5DN-00022	50043	Pu-244	0.0032 U	0.0159	0.0041	0.0313	0.00 - 0.50
5DN-00022	50043	Sb-125	0.0008 U	0.0569	0.0172	0.354	0.00 - 0.50
5DN-00022	50043	Sn-126	0.0084 U	0.0201	0.0061	0.0237	0.00 - 0.50
5DN-00022	50043	Sr-90	0.0235 U	0.229	0.0647	0.485	0.00 - 0.50

Table A.2
Analytical Results Summary
Subarea 5D, Round 1

Sample Location	Sample ID	Analyte Name	Activity	MDC	TPU	RTL	Sample Depth (feet bgs)
5DN-00022	50043	Tc-99	-0.0601 U	0.928	0.262	1.63	0.00 - 0.50
5DN-00022	50043	Th-228	1.34 L	0.0947	0.135	3.98	0.00 - 0.50
5DN-00022	50043	Th-229	0.0139 UL	0.0513	0.014	0.145	0.00 - 0.50
5DN-00022	50043	Th-230	0.737 L	0.0836	0.0856	2.2	0.00 - 0.50
5DN-00022	50043	Th-232	1.22 L	0.0188	0.116	3.1	0.00 - 0.50
5DN-00022	50043	Th-234	1.56 J	0.398	0.399	3.19	0.00 - 0.50
5DN-00022	50043	Tl-208	0.539	0.0232	0.0328	0.937	0.00 - 0.50
5DN-00022	50043	Tm-171	-2.39 U	20.3	6.08	72.4	0.00 - 0.50
5DN-00022	50043	U-233/234	0.702	0.0408	0.076	2.02	0.00 - 0.50
5DN-00022	50043	U-235/236	0.0946	0.0151	0.0239	0.151	0.00 - 0.50
5DN-00022	50043	U-238	0.917	0.0526	0.0929	1.8	0.00 - 0.50
5DN-00022	50044	Ac-227	0.0379 U	0.212	0.0623	0.217	1.00 - 5.00
5DN-00022	50044	Am-241	0.0018 U	0.0249	0.0055	0.0454	1.00 - 5.00
5DN-00022	50044	Bi-212	1.25	0.191	0.119	2.15	1.00 - 5.00
5DN-00022	50044	Bi-214	0.935	0.0357	0.0469	1.59	1.00 - 5.00
5DN-00022	50044	Cd-113m	-3.05 U	140	42.6	3030	1.00 - 5.00
5DN-00022	50044	Cm-243/244	0.0032	0.0087	0.0032	0.0443	1.00 - 5.00
5DN-00022	50044	Co-60	0.0062 UJ	0.0215	0.0062	0.028	1.00 - 5.00
5DN-00022	50044	Cs-134	-0.004 U	0.0204	0.007	0.0864	1.00 - 5.00
5DN-00022	50044	Cs-137	-0.0131 U	0.0201	0.0069	0.207	1.00 - 5.00
5DN-00022	50044	Eu-152	-0.0385 U	0.0505	0.0202	0.0566	1.00 - 5.00
5DN-00022	50044	Eu-154	-0.0339 U	0.115	0.0344	0.15	1.00 - 5.00
5DN-00022	50044	Eu-155	0.115 SJ	0.0748	0.035	0.231	1.00 - 5.00
5DN-00022	50044	Ho-166m	0.0097 U	0.033	0.0098	0.0432	1.00 - 5.00
5DN-00022	50044	K-40	18.2	0.164	1	32.4	1.00 - 5.00
5DN-00022	50044	Na-22	-0.0047 U	0.0263	0.0078	0.037	1.00 - 5.00
5DN-00022	50044	Nb-94	0.0114 SJ	0.0194	0.0061	0.0214	1.00 - 5.00
5DN-00022	50044	Ni-59	-4.33 UJ	3.39	1.55	5.96	1.00 - 5.00
5DN-00022	50044	Ni-63	0.67 U	1.42	0.436	4.92	1.00 - 5.00
5DN-00022	50044	Np-236	-0.0045 U	0.0377	0.0129	0.047	1.00 - 5.00
5DN-00022	50044	Np-239	-0.0387 U	0.139	0.042	0.139	1.00 - 5.00
5DN-00022	50044	Pa-231	-0.681 UJ	0.844	0.304	0.936	1.00 - 5.00
5DN-00022	50044	Pb-212	1.95	0.0422	0.113	2.69	1.00 - 5.00
5DN-00022	50044	Pb-214	1.02	0.0376	0.0501	1.7	1.00 - 5.00

Table A.2
Analytical Results Summary
Subarea 5D, Round 1

Sample Location	Sample ID	Analyte Name	Activity	MDC	TPU	RTL	Sample Depth (feet bgs)
5DN-00022	50044	Pm-147	0.356 U	8.84	2.62	17.5	1.00 - 5.00
5DN-00022	50044	Pu-238	0.0031 U	0.0152	0.0038	0.0415	1.00 - 5.00
5DN-00022	50044	Pu-239/240	0.0166	0.0064	0.0063	0.0404	1.00 - 5.00
5DN-00022	50044	Pu-244	0.0142	0.0064	0.0059	0.0313	1.00 - 5.00
5DN-00022	50044	Sb-125	0.0025 U	0.0568	0.017	0.354	1.00 - 5.00
5DN-00022	50044	Sn-126	0.0145 J	0.0225	0.0072	0.0237	1.00 - 5.00
5DN-00022	50044	Sr-90	0.0414 U	0.212	0.0602	0.485	1.00 - 5.00
5DN-00022	50044	Tc-99	-0.0788 U	0.771	0.215	1.63	1.00 - 5.00
5DN-00022	50044	Th-228	1.56	0.0741	0.136	3.98	1.00 - 5.00
5DN-00022	50044	Th-229	0.0699	0.0172	0.0213	0.145	1.00 - 5.00
5DN-00022	50044	Th-230	0.786	0.0683	0.0817	2.2	1.00 - 5.00
5DN-00022	50044	Th-232	1.14	0.0465	0.102	3.1	1.00 - 5.00
5DN-00022	50044	Th-234	1.86	0.3	0.178	3.19	1.00 - 5.00
5DN-00022	50044	Tl-208	0.646	0.0224	0.037	0.937	1.00 - 5.00
5DN-00022	50044	Tm-171	2.91 U	15.2	5.06	72.4	1.00 - 5.00
5DN-00022	50044	U-233/234	0.552	0.036	0.0693	2.02	1.00 - 5.00
5DN-00022	50044	U-235/236	0.0349	0.0189	0.0158	0.151	1.00 - 5.00
5DN-00022	50044	U-238	0.812	0.0511	0.0909	1.8	1.00 - 5.00
5DN-00022	50045	Ac-227	-0.125 U	0.207	0.0695	0.217	11.00 - 15.00
5DN-00022	50045	Am-241	0.0091	0.0135	0.005	0.0454	11.00 - 15.00
5DN-00022	50045	Bi-212	0.968	0.167	0.0904	2.15	11.00 - 15.00
5DN-00022	50045	Bi-214	0.836	0.032	0.041	1.59	11.00 - 15.00
5DN-00022	50045	Cd-113m	-34.6 U	140	42.8	3030	11.00 - 15.00
5DN-00022	50045	Cm-243/244	-0.0035 U	0.0237	0.0047	0.0443	11.00 - 15.00
5DN-00022	50045	Co-60	-0.0191 UJ	0.0186	0.0076	0.028	11.00 - 15.00
5DN-00022	50045	Cs-134	-0.0069 U	0.0186	0.0067	0.0864	11.00 - 15.00
5DN-00022	50045	Cs-137	-0.007 U	0.0182	0.0058	0.207	11.00 - 15.00
5DN-00022	50045	Eu-152	0 U	0.0511	0.0176	0.0566	11.00 - 15.00
5DN-00022	50045	Eu-154	-0.0157 U	0.108	0.032	0.15	11.00 - 15.00
5DN-00022	50045	Eu-155	0.0929 SJ	0.0777	0.0325	0.231	11.00 - 15.00
5DN-00022	50045	Ho-166m	-0.0018 U	0.028	0.0084	0.0432	11.00 - 15.00
5DN-00022	50045	K-40	20	0.145	1.24	32.4	11.00 - 15.00
5DN-00022	50045	Na-22	-0.011 U	0.0255	0.0082	0.037	11.00 - 15.00
5DN-00022	50045	Nb-94	-0.0029 U	0.0157	0.0048	0.0214	11.00 - 15.00

Table A.2
Analytical Results Summary
Subarea 5D, Round 1

Sample Location	Sample ID	Analyte Name	Activity	MDC	TPU	RTL	Sample Depth (feet bgs)
5DN-00022	50045	Ni-59	-1.31 U	3.18	0.972	5.96	11.00 - 15.00
5DN-00022	50045	Ni-63	0.462 U	1.15	0.352	4.92	11.00 - 15.00
5DN-00022	50045	Np-236	-0.0279 U	0.0391	0.014	0.047	11.00 - 15.00
5DN-00022	50045	Np-239	-0.0731 U	0.139	0.0454	0.139	11.00 - 15.00
5DN-00022	50045	Pa-231	0.0961 U	0.853	0.29	0.936	11.00 - 15.00
5DN-00022	50045	Pb-212	1.64	0.0415	0.106	2.69	11.00 - 15.00
5DN-00022	50045	Pb-214	0.916	0.0361	0.0468	1.7	11.00 - 15.00
5DN-00022	50045	Pm-147	-1.12 U	7.8	2.27	17.5	11.00 - 15.00
5DN-00022	50045	Pu-238	-0.0026 U	0.0202	0.0036	0.0415	11.00 - 15.00
5DN-00022	50045	Pu-239/240	0.0012 U	0.0175	0.0039	0.0404	11.00 - 15.00
5DN-00022	50045	Pu-244	0.0022	0.006	0.0022	0.0313	11.00 - 15.00
5DN-00022	50045	Sb-125	-0.007 U	0.0537	0.0166	0.354	11.00 - 15.00
5DN-00022	50045	Sn-126	-0.0017 U	0.018	0.0054	0.0237	11.00 - 15.00
5DN-00022	50045	Sr-90	0.0334 U	0.161	0.045	0.485	11.00 - 15.00
5DN-00022	50045	Tc-99	0.0671 U	0.771	0.22	1.63	11.00 - 15.00
5DN-00022	50045	Th-228	1.31	0.11	0.13	3.98	11.00 - 15.00
5DN-00022	50045	Th-229	0.0509	0.0535	0.022	0.145	11.00 - 15.00
5DN-00022	50045	Th-230	0.849	0.0534	0.0898	2.2	11.00 - 15.00
5DN-00022	50045	Th-232	1.08	0.0196	0.103	3.1	11.00 - 15.00
5DN-00022	50045	Th-234	1.39 J	0.318	0.187	3.19	11.00 - 15.00
5DN-00022	50045	Tl-208	0.543	0.021	0.0318	0.937	11.00 - 15.00
5DN-00022	50045	Tm-171	-11.3 U	20	7.38	72.4	11.00 - 15.00
5DN-00022	50045	U-233/234	0.541	0.0478	0.0706	2.02	11.00 - 15.00
5DN-00022	50045	U-235/236	0.0042 U	0.0591	0.0131	0.151	11.00 - 15.00
5DN-00022	50045	U-238	0.663	0.0386	0.0805	1.8	11.00 - 15.00
5DN-00023	50046	Ac-227	0.0253 U	0.229	0.0674	0.217	0.00 - 0.50
5DN-00023	50046	Am-241	0.0007 U	0.0157	0.003	0.0454	0.00 - 0.50
5DN-00023	50046	Bi-212	1.28	0.19	0.104	2.15	0.00 - 0.50
5DN-00023	50046	Bi-214	0.883	0.0348	0.0437	1.59	0.00 - 0.50
5DN-00023	50046	Cd-113m	0.945 U	151	47.9	3030	0.00 - 0.50
5DN-00023	50046	Cm-243/244	0.0151	0.0068	0.0062	0.0443	0.00 - 0.50
5DN-00023	50046	Co-60	0.0033 U	0.0209	0.006	0.028	0.00 - 0.50
5DN-00023	50046	Cs-134	0.0019 U	0.0207	0.0069	0.0864	0.00 - 0.50
5DN-00023	50046	Cs-137	-0.0064 U	0.0203	0.0062	0.207	0.00 - 0.50

Table A.2
Analytical Results Summary
Subarea 5D, Round 1

Sample Location	Sample ID	Analyte Name	Activity	MDC	TPU	RTL	Sample Depth (feet bgs)
5DN-00023	50046	Eu-152	-0.0481 UJ	0.054	0.0225	0.0566	0.00 - 0.50
5DN-00023	50046	Eu-154	0.0402 U	0.109	0.0372	0.15	0.00 - 0.50
5DN-00023	50046	Eu-155	0.0905 JS	0.0885	0.034	0.231	0.00 - 0.50
5DN-00023	50046	Ho-166m	-0.007 U	0.0292	0.0088	0.0432	0.00 - 0.50
5DN-00023	50046	K-40	20.1	0.141	1.18	32.4	0.00 - 0.50
5DN-00023	50046	Na-22	-0.0199 UJ	0.0252	0.0091	0.037	0.00 - 0.50
5DN-00023	50046	Nb-94	0.0125 JS	0.0182	0.0059	0.0214	0.00 - 0.50
5DN-00023	50046	Ni-59	-0.645 U	4	1.11	5.96	0.00 - 0.50
5DN-00023	50046	Ni-63	0.52 U	1.2	0.367	4.92	0.00 - 0.50
5DN-00023	50046	Np-236	0.006 U	0.0435	0.0133	0.047	0.00 - 0.50
5DN-00023	50046	Np-239	0.0562 U	0.151	0.0458	0.139	0.00 - 0.50
5DN-00023	50046	Pa-231	-0.291 U	0.91	0.281	0.936	0.00 - 0.50
5DN-00023	50046	Pb-212	2.01	0.0474	0.134	2.69	0.00 - 0.50
5DN-00023	50046	Pb-214	1.02	0.038	0.053	1.7	0.00 - 0.50
5DN-00023	50046	Pm-147	1.48 U	6.52	1.95	17.5	0.00 - 0.50
5DN-00023	50046	Pu-238	-0.001 U	0.018	0.0033	0.0415	0.00 - 0.50
5DN-00023	50046	Pu-239/240	0.0013 U	0.0179	0.004	0.0404	0.00 - 0.50
5DN-00023	50046	Pu-244	0.0058 U	0.0179	0.0051	0.0313	0.00 - 0.50
5DN-00023	50046	Sb-125	0.0245 U	0.0588	0.0182	0.354	0.00 - 0.50
5DN-00023	50046	Sn-126	0.0019 U	0.0196	0.0057	0.0237	0.00 - 0.50
5DN-00023	50046	Sr-90	0.417	0.23	0.0989	0.485	0.00 - 0.50
5DN-00023	50046	Tc-99	-0.337 U	0.925	0.25	1.63	0.00 - 0.50
5DN-00023	50046	Th-228	1.41	0.128	0.148	3.98	0.00 - 0.50
5DN-00023	50046	Th-229	0.0156 U	0.0936	0.0247	0.145	0.00 - 0.50
5DN-00023	50046	Th-230	0.809	0.0572	0.0939	2.2	0.00 - 0.50
5DN-00023	50046	Th-232	1.05	0.021	0.111	3.1	0.00 - 0.50
5DN-00023	50046	Th-234	1.91 J	0.345	0.236	3.19	0.00 - 0.50
5DN-00023	50046	Tl-208	0.624	0.0227	0.0363	0.937	0.00 - 0.50
5DN-00023	50046	Tm-171	-2.35 U	22.2	7.5	72.4	0.00 - 0.50
5DN-00023	50046	U-233/234	0.62	0.0689	0.0761	2.02	0.00 - 0.50
5DN-00023	50046	U-235/236	0.0588	0.0542	0.0232	0.151	0.00 - 0.50
5DN-00023	50046	U-238	0.698	0.0649	0.0822	1.8	0.00 - 0.50
5DN-00023	50047	Ac-227	-0.119 U	0.273	0.0864	0.217	1.00 - 5.00
5DN-00023	50047	Am-241	0.0041	0.0056	0.0029	0.0454	1.00 - 5.00

Table A.2
Analytical Results Summary
Subarea 5D, Round 1

Sample Location	Sample ID	Analyte Name	Activity	MDC	TPU	RTL	Sample Depth (feet bgs)
5DN-00023	50047	Bi-212	1.14 J	0.401	0.299	2.15	1.00 - 5.00
5DN-00023	50047	Bi-214	1.03	0.0485	0.0555	1.59	1.00 - 5.00
5DN-00023	50047	Cd-113m	-90 U	177	57.4	3030	1.00 - 5.00
5DN-00023	50047	Cm-243/244	0.003 U	0.023	0.0058	0.0443	1.00 - 5.00
5DN-00023	50047	Co-60	-0.0088 UJ	0.029	0.0089	0.028	1.00 - 5.00
5DN-00023	50047	Cs-134	0.0028 UJ	0.0284	0.0093	0.0864	1.00 - 5.00
5DN-00023	50047	Cs-137	-0.0113 U	0.0284	0.0089	0.207	1.00 - 5.00
5DN-00023	50047	Eu-152	-0.0317 U	0.0737	0.0255	0.0566	1.00 - 5.00
5DN-00023	50047	Eu-154	-0.105 U	0.153	0.0546	0.15	1.00 - 5.00
5DN-00023	50047	Eu-155	0.0277 U	0.0957	0.0296	0.231	1.00 - 5.00
5DN-00023	50047	Ho-166m	0.0001 U	0.0438	0.0127	0.0432	1.00 - 5.00
5DN-00023	50047	K-40	18.4	0.224	1.08	32.4	1.00 - 5.00
5DN-00023	50047	Na-22	-0.0332 UJ	0.036	0.0138	0.037	1.00 - 5.00
5DN-00023	50047	Nb-94	0.0125 U	0.0263	0.008	0.0214	1.00 - 5.00
5DN-00023	50047	Ni-59	1.38 U	4.98	1.37	5.96	1.00 - 5.00
5DN-00023	50047	Ni-63	-0.174 U	1.92	0.551	4.92	1.00 - 5.00
5DN-00023	50047	Np-236	-0.0119 U	0.0471	0.0147	0.047	1.00 - 5.00
5DN-00023	50047	Np-239	0.0195 U	0.182	0.0531	0.139	1.00 - 5.00
5DN-00023	50047	Pa-231	0.691 J	1.16	0.391	0.936	1.00 - 5.00
5DN-00023	50047	Pb-212	1.94	0.0534	0.115	2.69	1.00 - 5.00
5DN-00023	50047	Pb-214	1.1	0.0507	0.0572	1.7	1.00 - 5.00
5DN-00023	50047	Pm-147	-3.7 U	7.97	2.27	17.5	1.00 - 5.00
5DN-00023	50047	Pu-238	-0.0009 U	0.0163	0.003	0.0415	1.00 - 5.00
5DN-00023	50047	Pu-239/240	-0.0057 U	0.0269	0.0055	0.0404	1.00 - 5.00
5DN-00023	50047	Pu-244	0.0082	0.0056	0.0041	0.0313	1.00 - 5.00
5DN-00023	50047	Sb-125	-0.0068 U	0.0752	0.0227	0.354	1.00 - 5.00
5DN-00023	50047	Sn-126	-0.007 U	0.0263	0.008	0.0237	1.00 - 5.00
5DN-00023	50047	Sr-90	0.0169 U	0.404	0.113	0.485	1.00 - 5.00
5DN-00023	50047	Tc-99	0.0055 U	0.899	0.257	1.63	1.00 - 5.00
5DN-00023	50047	Th-228	1.59	0.0626	0.149	3.98	1.00 - 5.00
5DN-00023	50047	Th-229	0 U	0.0638	0.0137	0.145	1.00 - 5.00
5DN-00023	50047	Th-230	0.965	0.0186	0.0987	2.2	1.00 - 5.00
5DN-00023	50047	Th-232	1.34	0.0185	0.124	3.1	1.00 - 5.00
5DN-00023	50047	Th-234	1.23 J	0.364	0.174	3.19	1.00 - 5.00

Table A.2
Analytical Results Summary
Subarea 5D, Round 1

Sample Location	Sample ID	Analyte Name	Activity	MDC	TPU	RTL	Sample Depth (feet bgs)
5DN-00023	50047	Tl-208	0.599	0.0318	0.0398	0.937	1.00 - 5.00
5DN-00023	50047	Tm-171	-3.63 U	19.3	6.56	72.4	1.00 - 5.00
5DN-00023	50047	U-233/234	0.588	0.0466	0.0704	2.02	1.00 - 5.00
5DN-00023	50047	U-235/236	0.07	0.0173	0.0217	0.151	1.00 - 5.00
5DN-00023	50047	U-238	0.776	0.0406	0.0851	1.8	1.00 - 5.00
5DN-00023	50048	Ac-227	0.0172 U	0.185	0.0541	0.217	17.00 - 21.00
5DN-00023	50048	Am-241	0.0015 U	0.0163	0.0039	0.0454	17.00 - 21.00
5DN-00023	50048	Bi-212	0.929 J	0.156	0.0959	2.15	17.00 - 21.00
5DN-00023	50048	Bi-214	0.733	0.0301	0.0379	1.59	17.00 - 21.00
5DN-00023	50048	Cd-113m	4.26 U	124	36.5	3030	17.00 - 21.00
5DN-00023	50048	Cm-243/244	-0.0096 U	0.0263	0.0049	0.0443	17.00 - 21.00
5DN-00023	50048	Co-60	-0.0103 UJ	0.0188	0.0063	0.028	17.00 - 21.00
5DN-00023	50048	Cs-134	0.0036 UJ	0.0178	0.0059	0.0864	17.00 - 21.00
5DN-00023	50048	Cs-137	-0.0034 U	0.0179	0.0054	0.207	17.00 - 21.00
5DN-00023	50048	Eu-152	-0.0339 UJ	0.0459	0.0163	0.0566	17.00 - 21.00
5DN-00023	50048	Eu-154	-0.1 UJ	0.101	0.0392	0.15	17.00 - 21.00
5DN-00023	50048	Eu-155	0.0901 JS	0.068	0.0263	0.231	17.00 - 21.00
5DN-00023	50048	Ho-166m	-0.0061 U	0.0268	0.0082	0.0432	17.00 - 21.00
5DN-00023	50048	K-40	20.1	0.128	1.24	32.4	17.00 - 21.00
5DN-00023	50048	Na-22	-0.0075 U	0.0252	0.0078	0.037	17.00 - 21.00
5DN-00023	50048	Nb-94	0.0132 JS	0.0162	0.0055	0.0214	17.00 - 21.00
5DN-00023	50048	Ni-59	-1.86 U	4.55	1.39	5.96	17.00 - 21.00
5DN-00023	50048	Ni-63	-0.299 U	1.6	0.469	4.92	17.00 - 21.00
5DN-00023	50048	Np-236	-0.0145 U	0.0343	0.011	0.047	17.00 - 21.00
5DN-00023	50048	Np-239	0.0295 U	0.123	0.0362	0.139	17.00 - 21.00
5DN-00023	50048	Pa-231	-0.0161 U	0.763	0.243	0.936	17.00 - 21.00
5DN-00023	50048	Pb-212	1.57	0.0377	0.0943	2.69	17.00 - 21.00
5DN-00023	50048	Pb-214	0.83	0.0329	0.0413	1.7	17.00 - 21.00
5DN-00023	50048	Pm-147	0.188 U	7.87	2.32	17.5	17.00 - 21.00
5DN-00023	50048	Pu-238	0.002	0.0054	0.002	0.0415	17.00 - 21.00
5DN-00023	50048	Pu-239/240	-0.0096 U	0.0337	0.0074	0.0404	17.00 - 21.00
5DN-00023	50048	Pu-244	0.0066	0.0127	0.0043	0.0313	17.00 - 21.00
5DN-00023	50048	Sb-125	-0.0169 U	0.0481	0.0153	0.354	17.00 - 21.00
5DN-00023	50048	Sn-126	0.0065 U	0.0181	0.0055	0.0237	17.00 - 21.00

Table A.2
Analytical Results Summary
Subarea 5D, Round 1

Sample Location	Sample ID	Analyte Name	Activity	MDC	TPU	RTL	Sample Depth (feet bgs)
5DN-00023	50048	Sr-90	0.0265 U	0.26	0.0725	0.485	17.00 - 21.00
5DN-00023	50048	Tc-99	0.133 U	0.879	0.256	1.63	17.00 - 21.00
5DN-00023	50048	Th-228	1.74	0.0614	0.158	3.98	17.00 - 21.00
5DN-00023	50048	Th-229	0.0202	0.0496	0.0151	0.145	17.00 - 21.00
5DN-00023	50048	Th-230	0.699	0.0495	0.0802	2.2	17.00 - 21.00
5DN-00023	50048	Th-232	1.28	0.0182	0.119	3.1	17.00 - 21.00
5DN-00023	50048	Th-234	1.33 J	0.276	0.148	3.19	17.00 - 21.00
5DN-00023	50048	Tl-208	0.508	0.0206	0.0289	0.937	17.00 - 21.00
5DN-00023	50048	Tm-171	-9.22 U	16.5	5.91	72.4	17.00 - 21.00
5DN-00023	50048	U-233/234	0.702	0.0523	0.0802	2.02	17.00 - 21.00
5DN-00023	50048	U-235/236	0.0248	0.0584	0.0178	0.151	17.00 - 21.00
5DN-00023	50048	U-238	0.8	0.0332	0.0873	1.8	17.00 - 21.00
5DN-00024	50049	Ac-227	-0.164 U	0.262	0.0881	0.217	0.00 - 0.50
5DN-00024	50049	Am-241	0.0033 UJ	0.0259	0.0066	0.0454	0.00 - 0.50
5DN-00024	50049	Bi-212	1.15 J	0.25	0.166	2.15	0.00 - 0.50
5DN-00024	50049	Bi-214	1	0.0478	0.0545	1.59	0.00 - 0.50
5DN-00024	50049	Cd-113m	-35.2 U	181	54.4	3030	0.00 - 0.50
5DN-00024	50049	Cm-243/244	0.0156	0.0265	0.0087	0.0443	0.00 - 0.50
5DN-00024	50049	Co-60	0.0015 U	0.03	0.0085	0.028	0.00 - 0.50
5DN-00024	50049	Cs-134	0.0075 U	0.0277	0.0091	0.0864	0.00 - 0.50
5DN-00024	50049	Cs-137	0.0023 U	0.0295	0.0085	0.207	0.00 - 0.50
5DN-00024	50049	Eu-152	0.0012 U	0.0709	0.0228	0.0566	0.00 - 0.50
5DN-00024	50049	Eu-154	0.0213 U	0.169	0.0499	0.15	0.00 - 0.50
5DN-00024	50049	Eu-155	0.148 JS	0.0912	0.0423	0.231	0.00 - 0.50
5DN-00024	50049	Ho-166m	-0.0132 U	0.0421	0.013	0.0432	0.00 - 0.50
5DN-00024	50049	K-40	20.2	0.184	1.18	32.4	0.00 - 0.50
5DN-00024	50049	Na-22	0.0065 U	0.0401	0.0115	0.037	0.00 - 0.50
5DN-00024	50049	Nb-94	0.0077 U	0.0253	0.0074	0.0214	0.00 - 0.50
5DN-00024	50049	Ni-59	0.242 U	4.46	1.23	5.96	0.00 - 0.50
5DN-00024	50049	Ni-63	-0.264 U	1.54	0.452	4.92	0.00 - 0.50
5DN-00024	50049	Np-236	0.0044 U	0.0465	0.0149	0.047	0.00 - 0.50
5DN-00024	50049	Np-239	0.0592 U	0.178	0.0534	0.139	0.00 - 0.50
5DN-00024	50049	Pa-231	-0.186 U	1.09	0.326	0.936	0.00 - 0.50
5DN-00024	50049	Pb-212	1.97	0.055	0.117	2.69	0.00 - 0.50

Table A.2
Analytical Results Summary
Subarea 5D, Round 1

Sample Location	Sample ID	Analyte Name	Activity	MDC	TPU	RTL	Sample Depth (feet bgs)
5DN-00024	50049	Pb-214	1.07	0.0492	0.056	1.7	0.00 - 0.50
5DN-00024	50049	Pm-147	-3.82 U	8.08	2.3	17.5	0.00 - 0.50
5DN-00024	50049	Pu-238	-0.0048 U	0.0202	0.0036	0.0415	0.00 - 0.50
5DN-00024	50049	Pu-239/240	-0.0016 U	0.0142	0.0027	0.0404	0.00 - 0.50
5DN-00024	50049	Pu-244	0.0073	0.0142	0.0047	0.0313	0.00 - 0.50
5DN-00024	50049	Sb-125	-0.0216 U	0.0744	0.0233	0.354	0.00 - 0.50
5DN-00024	50049	Sn-126	-0.0108 U	0.0256	0.0081	0.0237	0.00 - 0.50
5DN-00024	50049	Sr-90	0.157 U	0.318	0.098	0.485	0.00 - 0.50
5DN-00024	50049	Tc-99	-0.504 U	1.33	0.389	1.63	0.00 - 0.50
5DN-00024	50049	Th-228	1.53	0.0917	0.146	3.98	0.00 - 0.50
5DN-00024	50049	Th-229	0.0471	0.0182	0.018	0.145	0.00 - 0.50
5DN-00024	50049	Th-230	0.644	0.0623	0.0766	2.2	0.00 - 0.50
5DN-00024	50049	Th-232	1.12	0.0492	0.108	3.1	0.00 - 0.50
5DN-00024	50049	Th-234	1.53 J	0.383	0.17	3.19	0.00 - 0.50
5DN-00024	50049	Tl-208	0.631	0.0304	0.0403	0.937	0.00 - 0.50
5DN-00024	50049	Tm-171	-0.971 U	19	6.38	72.4	0.00 - 0.50
5DN-00024	50049	U-233/234	0.62	0.0356	0.0666	2.02	0.00 - 0.50
5DN-00024	50049	U-235/236	0.0243	0.0132	0.011	0.151	0.00 - 0.50
5DN-00024	50049	U-238	0.78	0.0251	0.0785	1.8	0.00 - 0.50
5DN-00024	50050	Ac-227	-0.0171 U	0.197	0.0579	0.217	1.00 - 5.00
5DN-00024	50050	Am-241	-0.0004 U	0.0221	0.0046	0.0454	1.00 - 5.00
5DN-00024	50050	Bi-212	1.01	0.162	0.0911	2.15	1.00 - 5.00
5DN-00024	50050	Bi-214	0.851	0.032	0.0419	1.59	1.00 - 5.00
5DN-00024	50050	Cd-113m	27.7 U	132	40.3	3030	1.00 - 5.00
5DN-00024	50050	Cm-243/244	0.0156	0.0159	0.0069	0.0443	1.00 - 5.00
5DN-00024	50050	Co-60	-0.0047 U	0.0206	0.0063	0.028	1.00 - 5.00
5DN-00024	50050	Cs-134	0.0063 U	0.0185	0.0062	0.0864	1.00 - 5.00
5DN-00024	50050	Cs-137	-0.0058 UJ	0.0182	0.0056	0.207	1.00 - 5.00
5DN-00024	50050	Eu-152	0.0029 U	0.0498	0.016	0.0566	1.00 - 5.00
5DN-00024	50050	Eu-154	-0.0607 U	0.106	0.035	0.15	1.00 - 5.00
5DN-00024	50050	Eu-155	0.0803 JS	0.0709	0.0271	0.231	1.00 - 5.00
5DN-00024	50050	Ho-166m	0.0013 U	0.029	0.0085	0.0432	1.00 - 5.00
5DN-00024	50050	K-40	17.2	0.156	1.06	32.4	1.00 - 5.00
5DN-00024	50050	Na-22	-0.0202 UJ	0.0244	0.0091	0.037	1.00 - 5.00

Table A.2
Analytical Results Summary
Subarea 5D, Round 1

Sample Location	Sample ID	Analyte Name	Activity	MDC	TPU	RTL	Sample Depth (feet bgs)
5DN-00024	50050	Nb-94	0.0064 U	0.0171	0.0052	0.0214	1.00 - 5.00
5DN-00024	50050	Ni-59	-1.13 UJ	3.79	1.11	5.96	1.00 - 5.00
5DN-00024	50050	Ni-63	0.292 U	1.25	0.377	4.92	1.00 - 5.00
5DN-00024	50050	Np-236	-0.0013 U	0.0369	0.0111	0.047	1.00 - 5.00
5DN-00024	50050	Np-239	-0.0255 U	0.128	0.038	0.139	1.00 - 5.00
5DN-00024	50050	Pa-231	0.276 U	0.81	0.252	0.936	1.00 - 5.00
5DN-00024	50050	Pb-212	1.78	0.0404	0.107	2.69	1.00 - 5.00
5DN-00024	50050	Pb-214	0.976	0.0342	0.048	1.7	1.00 - 5.00
5DN-00024	50050	Pm-147	0.8 U	6.77	2.01	17.5	1.00 - 5.00
5DN-00024	50050	Pu-238	0.0028 U	0.0138	0.0035	0.0415	1.00 - 5.00
5DN-00024	50050	Pu-239/240	-0.0016 U	0.0138	0.0027	0.0404	1.00 - 5.00
5DN-00024	50050	Pu-244	0.0151	0.0059	0.0058	0.0313	1.00 - 5.00
5DN-00024	50050	Sb-125	0.0074 U	0.0509	0.0153	0.354	1.00 - 5.00
5DN-00024	50050	Sn-126	-0.0021 U	0.0187	0.0056	0.0237	1.00 - 5.00
5DN-00024	50050	Sr-90	0.204	0.313	0.1	0.485	1.00 - 5.00
5DN-00024	50050	Tc-99	-0.187 U	1.11	0.325	1.63	1.00 - 5.00
5DN-00024	50050	Th-228	1.8 J	0.121	0.183	3.98	1.00 - 5.00
5DN-00024	50050	Th-229	0.0368	0.0854	0.0261	0.145	1.00 - 5.00
5DN-00024	50050	Th-230	0.835	0.0988	0.104	2.2	1.00 - 5.00
5DN-00024	50050	Th-232	1.58	0.0673	0.156	3.1	1.00 - 5.00
5DN-00024	50050	Th-234	1.56 J	0.308	0.178	3.19	1.00 - 5.00
5DN-00024	50050	Tl-208	0.52	0.0212	0.0305	0.937	1.00 - 5.00
5DN-00024	50050	Tm-171	5.22 U	17.6	5.83	72.4	1.00 - 5.00
5DN-00024	50050	U-233/234	0.913	0.0469	0.106	2.02	1.00 - 5.00
5DN-00024	50050	U-235/236	0.234	0.0141	0.0404	0.151	1.00 - 5.00
5DN-00024	50050	U-238	0.882	0.033	0.103	1.8	1.00 - 5.00
5DN-00024	50051	Ac-227	0.045 U	0.181	0.0543	0.217	15.00 - 19.00
5DN-00024	50051	Am-241	0.0036	0.0097	0.0036	0.0454	15.00 - 19.00
5DN-00024	50051	Bi-212	0.895	0.147	0.084	2.15	15.00 - 19.00
5DN-00024	50051	Bi-214	0.648	0.0273	0.033	1.59	15.00 - 19.00
5DN-00024	50051	Cd-113m	30 U	124	37.3	3030	15.00 - 19.00
5DN-00024	50051	Cm-243/244	0.0057 UJ	0.0287	0.0073	0.0443	15.00 - 19.00
5DN-00024	50051	Co-60	0.0009 U	0.0178	0.0051	0.028	15.00 - 19.00
5DN-00024	50051	Cs-134	-0.0094 U	0.0155	0.0059	0.0864	15.00 - 19.00

Table A.2
Analytical Results Summary
Subarea 5D, Round 1

Sample Location	Sample ID	Analyte Name	Activity	MDC	TPU	RTL	Sample Depth (feet bgs)
5DN-00024	50051	Cs-137	-0.0016 UJ	0.0158	0.0048	0.207	15.00 - 19.00
5DN-00024	50051	Eu-152	-0.0163 U	0.0432	0.0157	0.0566	15.00 - 19.00
5DN-00024	50051	Eu-154	-0.0788 UJ	0.0881	0.0332	0.15	15.00 - 19.00
5DN-00024	50051	Eu-155	0.088 JS	0.066	0.028	0.231	15.00 - 19.00
5DN-00024	50051	Ho-166m	0.0022 U	0.0243	0.0072	0.0432	15.00 - 19.00
5DN-00024	50051	K-40	19.4	0.118	1.23	32.4	15.00 - 19.00
5DN-00024	50051	Na-22	-0.0044 U	0.0226	0.0069	0.037	15.00 - 19.00
5DN-00024	50051	Nb-94	0.0035 U	0.0141	0.0043	0.0214	15.00 - 19.00
5DN-00024	50051	Ni-59	0.985 UJ	4.16	1.13	5.96	15.00 - 19.00
5DN-00024	50051	Ni-63	0.0744 U	0.995	0.296	4.92	15.00 - 19.00
5DN-00024	50051	Np-236	-0.013 U	0.0336	0.0108	0.047	15.00 - 19.00
5DN-00024	50051	Np-239	0.0364 U	0.12	0.0361	0.139	15.00 - 19.00
5DN-00024	50051	Pa-231	0.0127 U	0.721	0.215	0.936	15.00 - 19.00
5DN-00024	50051	Pb-212	1.43	0.0363	0.0874	2.69	15.00 - 19.00
5DN-00024	50051	Pb-214	0.702	0.031	0.0362	1.7	15.00 - 19.00
5DN-00024	50051	Pm-147	1.33 U	6.48	1.92	17.5	15.00 - 19.00
5DN-00024	50051	Pu-238	0.003 U	0.0151	0.0038	0.0415	15.00 - 19.00
5DN-00024	50051	Pu-239/240	-0.0044 U	0.0236	0.0041	0.0404	15.00 - 19.00
5DN-00024	50051	Pu-244	0.0024	0.0064	0.0024	0.0313	15.00 - 19.00
5DN-00024	50051	Sb-125	-0.019 U	0.0454	0.0141	0.354	15.00 - 19.00
5DN-00024	50051	Sn-126	-0.0044 U	0.0156	0.0049	0.0237	15.00 - 19.00
5DN-00024	50051	Sr-90	0.0946	0.15	0.0476	0.485	15.00 - 19.00
5DN-00024	50051	Tc-99	-0.346 U	1.46	0.421	1.63	15.00 - 19.00
5DN-00024	50051	Th-228	1.44	0.108	0.145	3.98	15.00 - 19.00
5DN-00024	50051	Th-229	0.037	0.0544	0.0197	0.145	15.00 - 19.00
5DN-00024	50051	Th-230	0.693	0.0794	0.0845	2.2	15.00 - 19.00
5DN-00024	50051	Th-232	1.04	0.0199	0.107	3.1	15.00 - 19.00
5DN-00024	50051	Th-234	1.18 J	0.272	0.148	3.19	15.00 - 19.00
5DN-00024	50051	Tl-208	0.457	0.0176	0.0267	0.937	15.00 - 19.00
5DN-00024	50051	Tm-171	2.59 U	16.7	5.57	72.4	15.00 - 19.00
5DN-00024	50051	U-233/234	0.585	0.0405	0.0699	2.02	15.00 - 19.00
5DN-00024	50051	U-235/236	0.0127	0.0172	0.009	0.151	15.00 - 19.00
5DN-00024	50051	U-238	0.532	0.0405	0.0656	1.8	15.00 - 19.00
5DN-00025	50052	Ac-227	0.125 J	0.203	0.0657	0.217	0.00 - 0.50

Table A.2
Analytical Results Summary
Subarea 5D, Round 1

Sample Location	Sample ID	Analyte Name	Activity	MDC	TPU	RTL	Sample Depth (feet bgs)
5DN-00025	50052	Am-241	0.0016 U	0.0145	0.0035	0.0454	0.00 - 0.50
5DN-00025	50052	Bi-212	1.02	0.156	0.0879	2.15	0.00 - 0.50
5DN-00025	50052	Bi-214	0.812	0.0303	0.0404	1.59	0.00 - 0.50
5DN-00025	50052	Cd-113m	1.4 U	133	42.2	3030	0.00 - 0.50
5DN-00025	50052	Cm-243/244	-0.0032 U	0.0192	0.0039	0.0443	0.00 - 0.50
5DN-00025	50052	Co-60	-0.0047 U	0.017	0.0052	0.028	0.00 - 0.50
5DN-00025	50052	Cs-134	-0.004 U	0.0172	0.0059	0.0864	0.00 - 0.50
5DN-00025	50052	Cs-137	0.0164	0.019	0.0063	0.207	0.00 - 0.50
5DN-00025	50052	Eu-152	0.0111 U	0.05	0.0171	0.0566	0.00 - 0.50
5DN-00025	50052	Eu-154	-0.0254 U	0.0969	0.0302	0.15	0.00 - 0.50
5DN-00025	50052	Eu-155	0.109 JS	0.0749	0.0346	0.231	0.00 - 0.50
5DN-00025	50052	Ho-166m	-0.0041 U	0.0251	0.0075	0.0432	0.00 - 0.50
5DN-00025	50052	K-40	17.7	0.118	1.04	32.4	0.00 - 0.50
5DN-00025	50052	Na-22	0.0018 U	0.0237	0.0069	0.037	0.00 - 0.50
5DN-00025	50052	Nb-94	0.0016 U	0.0151	0.0044	0.0214	0.00 - 0.50
5DN-00025	50052	Ni-59	1.36 U	4.98	1.35	5.96	0.00 - 0.50
5DN-00025	50052	Ni-63	0.366 U	1.11	0.336	4.92	0.00 - 0.50
5DN-00025	50052	Np-236	-0.0117 U	0.0372	0.0118	0.047	0.00 - 0.50
5DN-00025	50052	Np-239	0.017 U	0.131	0.0387	0.139	0.00 - 0.50
5DN-00025	50052	Pa-231	-0.43 U	0.763	0.26	0.936	0.00 - 0.50
5DN-00025	50052	Pb-212	1.81	0.0405	0.121	2.69	0.00 - 0.50
5DN-00025	50052	Pb-214	0.976	0.0332	0.0496	1.7	0.00 - 0.50
5DN-00025	50052	Pm-147	-3.59 U	7.63	2.17	17.5	0.00 - 0.50
5DN-00025	50052	Pu-238	-0.0009 U	0.0169	0.0031	0.0415	0.00 - 0.50
5DN-00025	50052	Pu-239/240	0.0012 U	0.0168	0.0037	0.0404	0.00 - 0.50
5DN-00025	50052	Pu-244	0.0091	0.0136	0.005	0.0313	0.00 - 0.50
5DN-00025	50052	Sb-125	0.011 U	0.0513	0.0155	0.354	0.00 - 0.50
5DN-00025	50052	Sn-126	-0.0039 U	0.017	0.0051	0.0237	0.00 - 0.50
5DN-00025	50052	Sr-90	-0.0212 U	0.245	0.0639	0.485	0.00 - 0.50
5DN-00025	50052	Tc-99	-0.315 U	1.13	0.332	1.63	0.00 - 0.50
5DN-00025	50052	Th-228	1.26	0.0961	0.14	3.98	0.00 - 0.50
5DN-00025	50052	Th-229	-0.0163 U	0.107	0.0231	0.145	0.00 - 0.50
5DN-00025	50052	Th-230	0.872	0.0221	0.1	2.2	0.00 - 0.50
5DN-00025	50052	Th-232	1.06	0.022	0.114	3.1	0.00 - 0.50

Table A.2
Analytical Results Summary
Subarea 5D, Round 1

Sample Location	Sample ID	Analyte Name	Activity	MDC	TPU	RTL	Sample Depth (feet bgs)
5DN-00025	50052	Th-234	1.63 J	0.382	0.421	3.19	0.00 - 0.50
5DN-00025	50052	Tl-208	0.532	0.0192	0.0305	0.937	0.00 - 0.50
5DN-00025	50052	Tm-171	-5.22 U	19.4	5.99	72.4	0.00 - 0.50
5DN-00025	50052	U-233/234	0.767	0.0432	0.0863	2.02	0.00 - 0.50
5DN-00025	50052	U-235/236	0.0561	0.0431	0.0213	0.151	0.00 - 0.50
5DN-00025	50052	U-238	0.774	0.0349	0.0866	1.8	0.00 - 0.50
5DN-00025	50053	Ac-227	-0.014 U	0.215	0.064	0.217	1.00 - 5.00
5DN-00025	50053	Am-241	0.0046 U	0.0233	0.0059	0.0454	1.00 - 5.00
5DN-00025	50053	Bi-212	0.986 J	0.278	0.253	2.15	1.00 - 5.00
5DN-00025	50053	Bi-214	0.888	0.0325	0.0463	1.59	1.00 - 5.00
5DN-00025	50053	Cd-113m	-84.1 U	141	47.2	3030	1.00 - 5.00
5DN-00025	50053	Cm-243/244	0.0047 U	0.0238	0.0061	0.0443	1.00 - 5.00
5DN-00025	50053	Co-60	0.0039 UJ	0.0203	0.0058	0.028	1.00 - 5.00
5DN-00025	50053	Cs-134	0.0089 UJ	0.0188	0.0065	0.0864	1.00 - 5.00
5DN-00025	50053	Cs-137	0.0128 J	0.0186	0.0067	0.207	1.00 - 5.00
5DN-00025	50053	Eu-152	-0.0215 U	0.0514	0.0189	0.0566	1.00 - 5.00
5DN-00025	50053	Eu-154	0.0372 U	0.111	0.0375	0.15	1.00 - 5.00
5DN-00025	50053	Eu-155	0.0871 JS	0.078	0.0291	0.231	1.00 - 5.00
5DN-00025	50053	Ho-166m	-0.0059 U	0.029	0.0089	0.0432	1.00 - 5.00
5DN-00025	50053	K-40	18.1	0.155	1.15	32.4	1.00 - 5.00
5DN-00025	50053	Na-22	0.0064 U	0.0258	0.0077	0.037	1.00 - 5.00
5DN-00025	50053	Nb-94	-0.0012 U	0.017	0.0051	0.0214	1.00 - 5.00
5DN-00025	50053	Ni-59	-2.41 U	4.31	1.44	5.96	1.00 - 5.00
5DN-00025	50053	Ni-63	1.58	1.75	0.564	4.92	1.00 - 5.00
5DN-00025	50053	Np-236	-0.0064 U	0.0396	0.0123	0.047	1.00 - 5.00
5DN-00025	50053	Np-239	0.0454 U	0.142	0.0428	0.139	1.00 - 5.00
5DN-00025	50053	Pa-231	0.137 U	0.864	0.267	0.936	1.00 - 5.00
5DN-00025	50053	Pb-212	1.92	0.0426	0.117	2.69	1.00 - 5.00
5DN-00025	50053	Pb-214	0.991	0.0365	0.0485	1.7	1.00 - 5.00
5DN-00025	50053	Pm-147	-0.194 U	7.69	2.26	17.5	1.00 - 5.00
5DN-00025	50053	Pu-238	0	0.0074	0.0027	0.0415	1.00 - 5.00
5DN-00025	50053	Pu-239/240	0.0015 U	0.0213	0.0047	0.0404	1.00 - 5.00
5DN-00025	50053	Pu-244	0.0027	0.0073	0.0027	0.0313	1.00 - 5.00
5DN-00025	50053	Sb-125	0.0126 U	0.0548	0.0159	0.354	1.00 - 5.00

Table A.2
Analytical Results Summary
Subarea 5D, Round 1

Sample Location	Sample ID	Analyte Name	Activity	MDC	TPU	RTL	Sample Depth (feet bgs)
5DN-00025	50053	Sn-126	-0.0014 U	0.0188	0.0056	0.0237	1.00 - 5.00
5DN-00025	50053	Sr-90	0.206	0.287	0.0931	0.485	1.00 - 5.00
5DN-00025	50053	Tc-99	-0.206 U	0.939	0.26	1.63	1.00 - 5.00
5DN-00025	50053	Th-228	1.64 L	0.0561	0.146	3.98	1.00 - 5.00
5DN-00025	50053	Th-229	0.0246 L	0.0453	0.0151	0.145	1.00 - 5.00
5DN-00025	50053	Th-230	1.08 L	0.0452	0.102	2.2	1.00 - 5.00
5DN-00025	50053	Th-232	1.39 L	0.0568	0.122	3.1	1.00 - 5.00
5DN-00025	50053	Th-234	1.34 J	0.323	0.155	3.19	1.00 - 5.00
5DN-00025	50053	Tl-208	0.587	0.0215	0.0343	0.937	1.00 - 5.00
5DN-00025	50053	Tm-171	-9.41 U	19.6	7.02	72.4	1.00 - 5.00
5DN-00025	50053	U-233/234	0.724	0.0429	0.0828	2.02	1.00 - 5.00
5DN-00025	50053	U-235/236	0.0403	0.0182	0.0167	0.151	1.00 - 5.00
5DN-00025	50053	U-238	0.843	0.0147	0.0919	1.8	1.00 - 5.00
5DN-00025	50054	Ac-227	0.0105 U	0.171	0.0516	0.217	20.50 - 24.00
5DN-00025	50054	Am-241	0.0061	0.0055	0.0035	0.0454	20.50 - 24.00
5DN-00025	50054	Bi-212	0.891	0.141	0.085	2.15	20.50 - 24.00
5DN-00025	50054	Bi-214	0.689	0.0262	0.0342	1.59	20.50 - 24.00
5DN-00025	50054	Cd-113m	-49.7 U	113	37.9	3030	20.50 - 24.00
5DN-00025	50054	Cm-243/244	0.0175	0.0226	0.008	0.0443	20.50 - 24.00
5DN-00025	50054	Co-60	-0.0016 UJ	0.0157	0.0047	0.028	20.50 - 24.00
5DN-00025	50054	Cs-134	0.0026 UJ	0.0152	0.0052	0.0864	20.50 - 24.00
5DN-00025	50054	Cs-137	-0.0001 U	0.0155	0.0046	0.207	20.50 - 24.00
5DN-00025	50054	Eu-152	-0.0002 U	0.0423	0.016	0.0566	20.50 - 24.00
5DN-00025	50054	Eu-154	-0.0792 UJ	0.0874	0.0329	0.15	20.50 - 24.00
5DN-00025	50054	Eu-155	0.0575 JS	0.0619	0.0243	0.231	20.50 - 24.00
5DN-00025	50054	Ho-166m	-0.0031 U	0.0236	0.0072	0.0432	20.50 - 24.00
5DN-00025	50054	K-40	20.2	0.106	1.2	32.4	20.50 - 24.00
5DN-00025	50054	Na-22	-0.0015 U	0.0212	0.0063	0.037	20.50 - 24.00
5DN-00025	50054	Nb-94	-0.0004 U	0.0132	0.004	0.0214	20.50 - 24.00
5DN-00025	50054	Ni-59	-3.27 UJ	4.01	1.46	5.96	20.50 - 24.00
5DN-00025	50054	Ni-63	0.69	1.25	0.387	4.92	20.50 - 24.00
5DN-00025	50054	Np-236	-0.0069 U	0.032	0.0099	0.047	20.50 - 24.00
5DN-00025	50054	Np-239	0.0109 U	0.115	0.0346	0.139	20.50 - 24.00
5DN-00025	50054	Pa-231	-0.345 U	0.683	0.227	0.936	20.50 - 24.00

Table A.2
Analytical Results Summary
Subarea 5D, Round 1

Sample Location	Sample ID	Analyte Name	Activity	MDC	TPU	RTL	Sample Depth (feet bgs)
5DN-00025	50054	Pb-212	1.64	0.0344	0.1	2.69	20.50 - 24.00
5DN-00025	50054	Pb-214	0.748	0.0291	0.0381	1.7	20.50 - 24.00
5DN-00025	50054	Pm-147	-1.78 U	8.35	2.42	17.5	20.50 - 24.00
5DN-00025	50054	Pu-238	-0.0032 U	0.0174	0.0032	0.0415	20.50 - 24.00
5DN-00025	50054	Pu-239/240	-0.0004 U	0.0199	0.0041	0.0404	20.50 - 24.00
5DN-00025	50054	Pu-244	0.0028 U	0.014	0.0035	0.0313	20.50 - 24.00
5DN-00025	50054	Sb-125	-0.0131 U	0.0429	0.0131	0.354	20.50 - 24.00
5DN-00025	50054	Sn-126	-0.0075 U	0.0146	0.0049	0.0237	20.50 - 24.00
5DN-00025	50054	Sr-90	0.486	0.246	0.109	0.485	20.50 - 24.00
5DN-00025	50054	Tc-99	-0.295 U	0.868	0.237	1.63	20.50 - 24.00
5DN-00025	50054	Th-228	1.65 L	0.0772	0.151	3.98	20.50 - 24.00
5DN-00025	50054	Th-229	0.0335 L	0.0623	0.0202	0.145	20.50 - 24.00
5DN-00025	50054	Th-230	0.843 L	0.0493	0.0897	2.2	20.50 - 24.00
5DN-00025	50054	Th-232	1.44 L	0.0491	0.128	3.1	20.50 - 24.00
5DN-00025	50054	Th-234	1.26	0.249	0.12	3.19	20.50 - 24.00
5DN-00025	50054	Tl-208	0.5	0.0178	0.0277	0.937	20.50 - 24.00
5DN-00025	50054	Tm-171	-7.77 U	11.8	4.57	72.4	20.50 - 24.00
5DN-00025	50054	U-233/234	0.619	0.0317	0.0715	2.02	20.50 - 24.00
5DN-00025	50054	U-235/236	0.0202	0.0392	0.0132	0.151	20.50 - 24.00
5DN-00025	50054	U-238	0.781	0.0135	0.0841	1.8	20.50 - 24.00
5DN-00026	50055	Ac-227	0.032 U	0.244	0.0753	0.217	0.00 - 0.50
5DN-00026	50055	Am-241	0.0157	0.0164	0.0066	0.0454	0.00 - 0.50
5DN-00026	50055	Bi-212	1.09 J	0.196	0.112	2.15	0.00 - 0.50
5DN-00026	50055	Bi-214	0.943	0.0371	0.0471	1.59	0.00 - 0.50
5DN-00026	50055	Cd-113m	-7.4 U	167	51.5	3030	0.00 - 0.50
5DN-00026	50055	Cm-243/244	0.0024 U	0.0213	0.0052	0.0443	0.00 - 0.50
5DN-00026	50055	Co-60	-0.0058 U	0.0225	0.0068	0.028	0.00 - 0.50
5DN-00026	50055	Cs-134	0.0092 U	0.0224	0.0076	0.0864	0.00 - 0.50
5DN-00026	50055	Cs-137	0.0264	0.0221	0.0081	0.207	0.00 - 0.50
5DN-00026	50055	Eu-152	0.04 J	0.0609	0.0246	0.0566	0.00 - 0.50
5DN-00026	50055	Eu-154	-0.0494 U	0.123	0.0395	0.15	0.00 - 0.50
5DN-00026	50055	Eu-155	0.0656 JS	0.0997	0.0339	0.231	0.00 - 0.50
5DN-00026	50055	Ho-166m	-0.004 U	0.0322	0.0095	0.0432	0.00 - 0.50
5DN-00026	50055	K-40	21.2	0.154	1.33	32.4	0.00 - 0.50

Table A.2
Analytical Results Summary
Subarea 5D, Round 1

Sample Location	Sample ID	Analyte Name	Activity	MDC	TPU	RTL	Sample Depth (feet bgs)
5DN-00026	50055	Na-22	-0.0018 U	0.0305	0.0105	0.037	0.00 - 0.50
5DN-00026	50055	Nb-94	0.0064 U	0.0195	0.0058	0.0214	0.00 - 0.50
5DN-00026	50055	Ni-59	1.82 U	4.16	1.14	5.96	0.00 - 0.50
5DN-00026	50055	Ni-63	0.406 U	1.33	0.401	4.92	0.00 - 0.50
5DN-00026	50055	Np-236	0.0083 U	0.0481	0.0144	0.047	0.00 - 0.50
5DN-00026	50055	Np-239	0.0141 U	0.161	0.0494	0.139	0.00 - 0.50
5DN-00026	50055	Pa-231	0.0312 U	0.981	0.303	0.936	0.00 - 0.50
5DN-00026	50055	Pb-212	1.97	0.0502	0.131	2.69	0.00 - 0.50
5DN-00026	50055	Pb-214	1.08	0.0414	0.0563	1.7	0.00 - 0.50
5DN-00026	50055	Pm-147	-0.586 U	8.56	2.51	17.5	0.00 - 0.50
5DN-00026	50055	Pu-238	-0.0001 U	0.0276	0.0065	0.0415	0.00 - 0.50
5DN-00026	50055	Pu-239/240	-0.0042 U	0.0222	0.0039	0.0404	0.00 - 0.50
5DN-00026	50055	Pu-244	0.0006 U	0.0141	0.0027	0.0313	0.00 - 0.50
5DN-00026	50055	Sb-125	0.0019 U	0.0643	0.0191	0.354	0.00 - 0.50
5DN-00026	50055	Sn-126	0.0057 U	0.0218	0.0064	0.0237	0.00 - 0.50
5DN-00026	50055	Sr-90	0.0526 U	0.162	0.0475	0.485	0.00 - 0.50
5DN-00026	50055	Tc-99	-0.568 U	1.43	0.417	1.63	0.00 - 0.50
5DN-00026	50055	Th-228	1.63	0.083	0.154	3.98	0.00 - 0.50
5DN-00026	50055	Th-229	0.0071 U	0.076	0.0187	0.145	0.00 - 0.50
5DN-00026	50055	Th-230	0.739	0.0518	0.0844	2.2	0.00 - 0.50
5DN-00026	50055	Th-232	1.2	0.0517	0.115	3.1	0.00 - 0.50
5DN-00026	50055	Th-234	1.73 J	0.408	0.205	3.19	0.00 - 0.50
5DN-00026	50055	Tl-208	0.592	0.0253	0.0348	0.937	0.00 - 0.50
5DN-00026	50055	Tm-171	0.222 U	28.6	9.44	72.4	0.00 - 0.50
5DN-00026	50055	U-233/234	0.648	0.0211	0.0651	2.02	0.00 - 0.50
5DN-00026	50055	U-235/236	0.041	0.0111	0.0133	0.151	0.00 - 0.50
5DN-00026	50055	U-238	0.685	0.0211	0.0678	1.8	0.00 - 0.50
5DN-00026	50056	Ac-227	-0.0103 U	0.196	0.0606	0.217	1.00 - 5.00
5DN-00026	50056	Am-241	0.007 U	0.0225	0.0064	0.0454	1.00 - 5.00
5DN-00026	50056	Bi-212	1	0.159	0.0895	2.15	1.00 - 5.00
5DN-00026	50056	Bi-214	0.752	0.0296	0.037	1.59	1.00 - 5.00
5DN-00026	50056	Cd-113m	-22.6 U	133	43.2	3030	1.00 - 5.00
5DN-00026	50056	Cm-243/244	0.0016 U	0.0267	0.0065	0.0443	1.00 - 5.00
5DN-00026	50056	Co-60	-0.0033 U	0.0184	0.0055	0.028	1.00 - 5.00

Table A.2
Analytical Results Summary
Subarea 5D, Round 1

Sample Location	Sample ID	Analyte Name	Activity	MDC	TPU	RTL	Sample Depth (feet bgs)
5DN-00026	50056	Cs-134	-0.002 U	0.017	0.0058	0.0864	1.00 - 5.00
5DN-00026	50056	Cs-137	0.0001 UJ	0.0179	0.0052	0.207	1.00 - 5.00
5DN-00026	50056	Eu-152	-0.0079 U	0.049	0.0193	0.0566	1.00 - 5.00
5DN-00026	50056	Eu-154	-0.0115 U	0.106	0.0319	0.15	1.00 - 5.00
5DN-00026	50056	Eu-155	0.0613 JS	0.0776	0.0267	0.231	1.00 - 5.00
5DN-00026	50056	Ho-166m	-0.0048 U	0.0256	0.0076	0.0432	1.00 - 5.00
5DN-00026	50056	K-40	17.4	0.117	1.09	32.4	1.00 - 5.00
5DN-00026	50056	Na-22	0.0029 U	0.0247	0.0072	0.037	1.00 - 5.00
5DN-00026	50056	Nb-94	0.002 U	0.0153	0.0045	0.0214	1.00 - 5.00
5DN-00026	50056	Ni-59	1.36 UJ	3.93	1.03	5.96	1.00 - 5.00
5DN-00026	50056	Ni-63	0.624	1.03	0.321	4.92	1.00 - 5.00
5DN-00026	50056	Np-236	0.0025 U	0.0396	0.0122	0.047	1.00 - 5.00
5DN-00026	50056	Np-239	0.0086 U	0.133	0.0408	0.139	1.00 - 5.00
5DN-00026	50056	Pa-231	-0.337 U	0.801	0.286	0.936	1.00 - 5.00
5DN-00026	50056	Pb-212	1.56	0.0396	0.103	2.69	1.00 - 5.00
5DN-00026	50056	Pb-214	0.819	0.0338	0.0443	1.7	1.00 - 5.00
5DN-00026	50056	Pm-147	-0.698 U	6.19	1.78	17.5	1.00 - 5.00
5DN-00026	50056	Pu-238	0.0006 U	0.0133	0.0026	0.0415	1.00 - 5.00
5DN-00026	50056	Pu-239/240	0.0032 U	0.0164	0.0042	0.0404	1.00 - 5.00
5DN-00026	50056	Pu-244	0.0062	0.0056	0.0036	0.0313	1.00 - 5.00
5DN-00026	50056	Sb-125	-0.005 U	0.0498	0.0149	0.354	1.00 - 5.00
5DN-00026	50056	Sn-126	0.0004 U	0.0172	0.005	0.0237	1.00 - 5.00
5DN-00026	50056	Sr-90	-0.0786 U	0.207	0.0519	0.485	1.00 - 5.00
5DN-00026	50056	Tc-99	-0.537 U	1.7	0.485	1.63	1.00 - 5.00
5DN-00026	50056	Th-228	1.63	0.0852	0.147	3.98	1.00 - 5.00
5DN-00026	50056	Th-229	0.0738	0.0696	0.027	0.145	1.00 - 5.00
5DN-00026	50056	Th-230	0.93	0.0695	0.094	2.2	1.00 - 5.00
5DN-00026	50056	Th-232	1.43	0.0164	0.125	3.1	1.00 - 5.00
5DN-00026	50056	Th-234	1.03 J	0.392	0.275	3.19	1.00 - 5.00
5DN-00026	50056	Tl-208	0.482	0.0193	0.0282	0.937	1.00 - 5.00
5DN-00026	50056	Tm-171	-7.6 U	22.6	6.88	72.4	1.00 - 5.00
5DN-00026	50056	U-233/234	0.685	0.0443	0.0804	2.02	1.00 - 5.00
5DN-00026	50056	U-235/236	0.0555	0.0188	0.02	0.151	1.00 - 5.00
5DN-00026	50056	U-238	0.58	0.0358	0.0715	1.8	1.00 - 5.00

Table A.2
Analytical Results Summary
Subarea 5D, Round 1

Sample Location	Sample ID	Analyte Name	Activity	MDC	TPU	RTL	Sample Depth (feet bgs)
5DN-00026	50057	Ac-227	-0.0789 U	0.184	0.0583	0.217	13.50 - 17.50
5DN-00026	50057	Am-241	-0.0004 UJ	0.0244	0.0051	0.0454	13.50 - 17.50
5DN-00026	50057	Bi-212	1.04	0.154	0.094	2.15	13.50 - 17.50
5DN-00026	50057	Bi-214	0.631	0.0296	0.033	1.59	13.50 - 17.50
5DN-00026	50057	Cd-113m	6.96 U	127	37.4	3030	13.50 - 17.50
5DN-00026	50057	Cm-243/244	0.0008 UJ	0.0175	0.0034	0.0443	13.50 - 17.50
5DN-00026	50057	Co-60	0.0008 U	0.0198	0.0058	0.028	13.50 - 17.50
5DN-00026	50057	Cs-134	-0.0061 U	0.0171	0.0061	0.0864	13.50 - 17.50
5DN-00026	50057	Cs-137	-0.0125 UJ	0.0163	0.0058	0.207	13.50 - 17.50
5DN-00026	50057	Eu-152	-0.0167 U	0.0462	0.0157	0.0566	13.50 - 17.50
5DN-00026	50057	Eu-154	-0.0208 U	0.103	0.0304	0.15	13.50 - 17.50
5DN-00026	50057	Eu-155	0.0736 JS	0.0728	0.0277	0.231	13.50 - 17.50
5DN-00026	50057	Ho-166m	0.0027 U	0.0265	0.0078	0.0432	13.50 - 17.50
5DN-00026	50057	K-40	18.3	0.137	1.11	32.4	13.50 - 17.50
5DN-00026	50057	Na-22	-0.008 U	0.0236	0.0074	0.037	13.50 - 17.50
5DN-00026	50057	Nb-94	0.0036 U	0.0153	0.0045	0.0214	13.50 - 17.50
5DN-00026	50057	Ni-59	-0.0116 UJ	4.48	1.25	5.96	13.50 - 17.50
5DN-00026	50057	Ni-63	0.381 U	0.957	0.292	4.92	13.50 - 17.50
5DN-00026	50057	Np-236	-0.0199 U	0.0346	0.0117	0.047	13.50 - 17.50
5DN-00026	50057	Np-239	-0.0447 U	0.124	0.0382	0.139	13.50 - 17.50
5DN-00026	50057	Pa-231	0.597 J	0.798	0.277	0.936	13.50 - 17.50
5DN-00026	50057	Pb-212	1.5	0.0365	0.101	2.69	13.50 - 17.50
5DN-00026	50057	Pb-214	0.687	0.0327	0.0391	1.7	13.50 - 17.50
5DN-00026	50057	Pm-147	-1.11 U	6.41	1.83	17.5	13.50 - 17.50
5DN-00026	50057	Pu-238	-0.0005 UJ	0.0272	0.0057	0.0415	13.50 - 17.50
5DN-00026	50057	Pu-239/240	0.0008 UJ	0.0191	0.0037	0.0404	13.50 - 17.50
5DN-00026	50057	Pu-244	-0.0022 UJ	0.0191	0.0037	0.0313	13.50 - 17.50
5DN-00026	50057	Sb-125	0.0261 JS	0.0499	0.0159	0.354	13.50 - 17.50
5DN-00026	50057	Sn-126	0.006 U	0.0178	0.0053	0.0237	13.50 - 17.50
5DN-00026	50057	Sr-90	-0.0128 U	0.401	0.113	0.485	13.50 - 17.50
5DN-00026	50057	Tc-99	-0.665 U	1.54	0.436	1.63	13.50 - 17.50
5DN-00026	50057	Th-228	1.43	0.126	0.149	3.98	13.50 - 17.50
5DN-00026	50057	Th-229	0.0472	0.0579	0.0224	0.145	13.50 - 17.50
5DN-00026	50057	Th-230	0.848	0.0578	0.0969	2.2	13.50 - 17.50

Table A.2
Analytical Results Summary
Subarea 5D, Round 1

Sample Location	Sample ID	Analyte Name	Activity	MDC	TPU	RTL	Sample Depth (feet bgs)
5DN-00026	50057	Th-232	1.17	0.0576	0.119	3.1	13.50 - 17.50
5DN-00026	50057	Th-234	1.12 J	0.353	0.296	3.19	13.50 - 17.50
5DN-00026	50057	Tl-208	0.483	0.0189	0.0293	0.937	13.50 - 17.50
5DN-00026	50057	Tm-171	6.48 U	17.3	5.34	72.4	13.50 - 17.50
5DN-00026	50057	U-233/234	0.645	0.0585	0.0816	2.02	13.50 - 17.50
5DN-00026	50057	U-235/236	0.0524	0.063	0.0243	0.151	13.50 - 17.50
5DN-00026	50057	U-238	0.644	0.051	0.0812	1.8	13.50 - 17.50
5DN-00027	50058	Ac-227	-0.0129 UJ	0.167	0.0519	0.217	0.00 - 0.50
5DN-00027	50058	Am-241	-0.0031 UJ	0.035	0.0071	0.0454	0.00 - 0.50
5DN-00027	50058	Bi-212	1.06	0.134	0.0815	2.15	0.00 - 0.50
5DN-00027	50058	Bi-214	0.833	0.0253	0.0391	1.59	0.00 - 0.50
5DN-00027	50058	Cd-113m	19.6 U	116	35.9	3030	0.00 - 0.50
5DN-00027	50058	Cm-243/244	-0.0011 UJ	0.0417	0.0095	0.0443	0.00 - 0.50
5DN-00027	50058	Co-60	-0.0031 U	0.0156	0.0047	0.028	0.00 - 0.50
5DN-00027	50058	Cs-134	0.0107 JS	0.0151	0.0055	0.0864	0.00 - 0.50
5DN-00027	50058	Cs-137	0.0261	0.0142	0.005	0.207	0.00 - 0.50
5DN-00027	50058	Eu-152	-0.0115 U	0.0417	0.0146	0.0566	0.00 - 0.50
5DN-00027	50058	Eu-154	-0.0089 U	0.0848	0.0257	0.15	0.00 - 0.50
5DN-00027	50058	Eu-155	0.1 JS	0.0668	0.0258	0.231	0.00 - 0.50
5DN-00027	50058	Ho-166m	0.0019 U	0.0221	0.0065	0.0432	0.00 - 0.50
5DN-00027	50058	K-40	17.7	0.103	1.1	32.4	0.00 - 0.50
5DN-00027	50058	Na-22	0.0024 U	0.0201	0.0059	0.037	0.00 - 0.50
5DN-00027	50058	Nb-94	0.0053 U	0.0133	0.004	0.0214	0.00 - 0.50
5DN-00027	50058	Ni-59	-0.45 U	6.3	1.81	5.96	0.00 - 0.50
5DN-00027	50058	Ni-63	0.263 U	0.669	0.204	4.92	0.00 - 0.50
5DN-00027	50058	Np-236	-0.0042 U	0.0335	0.0104	0.047	0.00 - 0.50
5DN-00027	50058	Np-239	0.0384 U	0.114	0.0361	0.139	0.00 - 0.50
5DN-00027	50058	Pa-231	-0.412 U	0.685	0.256	0.936	0.00 - 0.50
5DN-00027	50058	Pb-212	1.71	0.0348	0.113	2.69	0.00 - 0.50
5DN-00027	50058	Pb-214	0.94	0.0283	0.0477	1.7	0.00 - 0.50
5DN-00027	50058	Pm-147	0.293 U	6.72	1.97	17.5	0.00 - 0.50
5DN-00027	50058	Pu-238	0.0068	0.019	0.0056	0.0415	0.00 - 0.50
5DN-00027	50058	Pu-239/240	0.0017 UJ	0.0234	0.0052	0.0404	0.00 - 0.50
5DN-00027	50058	Pu-244	0.0178	0.0081	0.0073	0.0313	0.00 - 0.50

Table A.2
Analytical Results Summary
Subarea 5D, Round 1

Sample Location	Sample ID	Analyte Name	Activity	MDC	TPU	RTL	Sample Depth (feet bgs)
5DN-00027	50058	Sb-125	0.0258 JS	0.0441	0.0143	0.354	0.00 - 0.50
5DN-00027	50058	Sn-126	-0.003 U	0.0145	0.0044	0.0237	0.00 - 0.50
5DN-00027	50058	Sr-90	-0.0633 U	0.235	0.0584	0.485	0.00 - 0.50
5DN-00027	50058	Tc-99	-0.0848 U	1.08	0.304	1.63	0.00 - 0.50
5DN-00027	50058	Th-228	1.69	0.121	0.135	3.98	0.00 - 0.50
5DN-00027	50058	Th-229	-0.0211 U	0.0957	0.0224	0.145	0.00 - 0.50
5DN-00027	50058	Th-230	0.974	0.0632	0.0858	2.2	0.00 - 0.50
5DN-00027	50058	Th-232	1.45	0.0487	0.111	3.1	0.00 - 0.50
5DN-00027	50058	Th-234	1.31 J	0.291	0.139	3.19	0.00 - 0.50
5DN-00027	50058	Tl-208	0.527	0.0163	0.0295	0.937	0.00 - 0.50
5DN-00027	50058	Tm-171	-12.6 U	19	7.08	72.4	0.00 - 0.50
5DN-00027	50058	U-233/234	0.69	0.0674	0.0816	2.02	0.00 - 0.50
5DN-00027	50058	U-235/236	0.0205	0.0185	0.0119	0.151	0.00 - 0.50
5DN-00027	50058	U-238	0.633	0.0577	0.0765	1.8	0.00 - 0.50
5DN-00027	50059	Ac-227	-0.0721 U	0.226	0.0699	0.217	1.00 - 5.00
5DN-00027	50059	Am-241	0.0027 U	0.0136	0.0034	0.0454	1.00 - 5.00
5DN-00027	50059	Bi-212	1.09	0.187	0.103	2.15	1.00 - 5.00
5DN-00027	50059	Bi-214	0.893	0.0357	0.045	1.59	1.00 - 5.00
5DN-00027	50059	Cd-113m	37.1 U	155	49.8	3030	1.00 - 5.00
5DN-00027	50059	Cm-243/244	-0.0076 U	0.03	0.0061	0.0443	1.00 - 5.00
5DN-00027	50059	Co-60	0.0038 U	0.0221	0.0064	0.028	1.00 - 5.00
5DN-00027	50059	Cs-134	0.0041 U	0.0207	0.0069	0.0864	1.00 - 5.00
5DN-00027	50059	Cs-137	0.0029 U	0.0223	0.0066	0.207	1.00 - 5.00
5DN-00027	50059	Eu-152	-0.003 U	0.0577	0.0199	0.0566	1.00 - 5.00
5DN-00027	50059	Eu-154	0.0101 U	0.121	0.0349	0.15	1.00 - 5.00
5DN-00027	50059	Eu-155	0.0739 JS	0.0864	0.0315	0.231	1.00 - 5.00
5DN-00027	50059	Ho-166m	-0.0011 U	0.032	0.0095	0.0432	1.00 - 5.00
5DN-00027	50059	K-40	19	0.175	1.18	32.4	1.00 - 5.00
5DN-00027	50059	Na-22	-0.0103 U	0.028	0.0089	0.037	1.00 - 5.00
5DN-00027	50059	Nb-94	-0.0041 U	0.0179	0.0055	0.0214	1.00 - 5.00
5DN-00027	50059	Ni-59	-0.89 UJ	3.59	1.03	5.96	1.00 - 5.00
5DN-00027	50059	Ni-63	0.0156 U	1.17	0.347	4.92	1.00 - 5.00
5DN-00027	50059	Np-236	-0.0076 U	0.0432	0.0135	0.047	1.00 - 5.00
5DN-00027	50059	Np-239	-0.0327 U	0.153	0.0461	0.139	1.00 - 5.00

Table A.2
Analytical Results Summary
Subarea 5D, Round 1

Sample Location	Sample ID	Analyte Name	Activity	MDC	TPU	RTL	Sample Depth (feet bgs)
5DN-00027	50059	Pa-231	-0.0218 U	0.956	0.285	0.936	1.00 - 5.00
5DN-00027	50059	Pb-212	1.84	0.0461	0.12	2.69	1.00 - 5.00
5DN-00027	50059	Pb-214	1	0.04	0.0505	1.7	1.00 - 5.00
5DN-00027	50059	Pm-147	3.53	6.23	1.93	17.5	1.00 - 5.00
5DN-00027	50059	Pu-238	0.0024	0.0064	0.0024	0.0415	1.00 - 5.00
5DN-00027	50059	Pu-239/240	0.0077	0.0149	0.005	0.0404	1.00 - 5.00
5DN-00027	50059	Pu-244	-0.001 U	0.0185	0.0033	0.0313	1.00 - 5.00
5DN-00027	50059	Sb-125	-0.002 U	0.0592	0.0181	0.354	1.00 - 5.00
5DN-00027	50059	Sn-126	-0.0037 U	0.0207	0.0063	0.0237	1.00 - 5.00
5DN-00027	50059	Sr-90	0.654	0.199	0.112	0.485	1.00 - 5.00
5DN-00027	50059	Tc-99	-0.0883 U	1.2	0.351	1.63	1.00 - 5.00
5DN-00027	50059	Th-228	1.48 J	0.116	0.161	3.98	1.00 - 5.00
5DN-00027	50059	Th-229	0.0563 L	0.0254	0.0232	0.145	1.00 - 5.00
5DN-00027	50059	Th-230	0.801 L	0.0739	0.1	2.2	1.00 - 5.00
5DN-00027	50059	Th-232	1.3 L	0.0595	0.136	3.1	1.00 - 5.00
5DN-00027	50059	Th-234	1.58 J	0.354	0.205	3.19	1.00 - 5.00
5DN-00027	50059	Tl-208	0.596	0.0234	0.035	0.937	1.00 - 5.00
5DN-00027	50059	Tm-171	-1.37 U	22.4	7.54	72.4	1.00 - 5.00
5DN-00027	50059	U-233/234	0.82	0.0182	0.0965	2.02	1.00 - 5.00
5DN-00027	50059	U-235/236	0.0688	0.0529	0.0262	0.151	1.00 - 5.00
5DN-00027	50059	U-238	0.73	0.053	0.0896	1.8	1.00 - 5.00
5DN-00027	50060	Ac-227	-0.0466 U	0.198	0.0603	0.217	12.00 - 15.00
5DN-00027	50060	Am-241	0.0093	0.0063	0.0047	0.0454	12.00 - 15.00
5DN-00027	50060	Bi-212	0.911 J	0.25	0.233	2.15	12.00 - 15.00
5DN-00027	50060	Bi-214	0.8	0.0313	0.0433	1.59	12.00 - 15.00
5DN-00027	50060	Cd-113m	38.5 U	135	40.8	3030	12.00 - 15.00
5DN-00027	50060	Cm-243/244	0.0054	0.0151	0.0045	0.0443	12.00 - 15.00
5DN-00027	50060	Co-60	-0.0043 U	0.0198	0.0059	0.028	12.00 - 15.00
5DN-00027	50060	Cs-134	-0.0009 U	0.0175	0.006	0.0864	12.00 - 15.00
5DN-00027	50060	Cs-137	-0.0076 U	0.017	0.0055	0.207	12.00 - 15.00
5DN-00027	50060	Eu-152	0.0164 U	0.0497	0.0173	0.0566	12.00 - 15.00
5DN-00027	50060	Eu-154	0.0169 U	0.108	0.0314	0.15	12.00 - 15.00
5DN-00027	50060	Eu-155	0.0803 JS	0.0765	0.0297	0.231	12.00 - 15.00
5DN-00027	50060	Ho-166m	-0.0078 U	0.0264	0.0083	0.0432	12.00 - 15.00

Table A.2
Analytical Results Summary
Subarea 5D, Round 1

Sample Location	Sample ID	Analyte Name	Activity	MDC	TPU	RTL	Sample Depth (feet bgs)
5DN-00027	50060	K-40	20.6	0.146	1.3	32.4	12.00 - 15.00
5DN-00027	50060	Na-22	0.0074 U	0.0266	0.008	0.037	12.00 - 15.00
5DN-00027	50060	Nb-94	0.0099 JS	0.0159	0.0051	0.0214	12.00 - 15.00
5DN-00027	50060	Ni-59	0.614 UJ	4.28	1.17	5.96	12.00 - 15.00
5DN-00027	50060	Ni-63	0.105 U	1.07	0.32	4.92	12.00 - 15.00
5DN-00027	50060	Np-236	0.0071 U	0.0372	0.0114	0.047	12.00 - 15.00
5DN-00027	50060	Np-239	-0.0045 U	0.133	0.0394	0.139	12.00 - 15.00
5DN-00027	50060	Pa-231	0.0945 U	0.802	0.248	0.936	12.00 - 15.00
5DN-00027	50060	Pb-212	1.69	0.0396	0.103	2.69	12.00 - 15.00
5DN-00027	50060	Pb-214	0.903	0.0341	0.0451	1.7	12.00 - 15.00
5DN-00027	50060	Pm-147	1.41 U	6.46	1.92	17.5	12.00 - 15.00
5DN-00027	50060	Pu-238	0.0022	0.0059	0.0022	0.0415	12.00 - 15.00
5DN-00027	50060	Pu-239/240	0.0006 U	0.0138	0.0027	0.0404	12.00 - 15.00
5DN-00027	50060	Pu-244	0	0.0059	0.0022	0.0313	12.00 - 15.00
5DN-00027	50060	Sb-125	0.0169 U	0.051	0.0151	0.354	12.00 - 15.00
5DN-00027	50060	Sn-126	-0.0041 U	0.0169	0.0052	0.0237	12.00 - 15.00
5DN-00027	50060	Sr-90	0.232	0.325	0.105	0.485	12.00 - 15.00
5DN-00027	50060	Tc-99	-0.226 U	1.13	0.33	1.63	12.00 - 15.00
5DN-00027	50060	Th-228	1.44 J	0.0951	0.16	3.98	12.00 - 15.00
5DN-00027	50060	Th-229	0.0321 L	0.0623	0.0209	0.145	12.00 - 15.00
5DN-00027	50060	Th-230	0.732 L	0.0978	0.0981	2.2	12.00 - 15.00
5DN-00027	50060	Th-232	1.28 L	0.0619	0.136	3.1	12.00 - 15.00
5DN-00027	50060	Th-234	1.44 J	0.295	0.175	3.19	12.00 - 15.00
5DN-00027	50060	Tl-208	0.498	0.02	0.0293	0.937	12.00 - 15.00
5DN-00027	50060	Tm-171	-5.5 U	18.3	6.31	72.4	12.00 - 15.00
5DN-00027	50060	U-233/234	0.673	0.0446	0.0797	2.02	12.00 - 15.00
5DN-00027	50060	U-235/236	0.0349	0.0189	0.0158	0.151	12.00 - 15.00
5DN-00027	50060	U-238	0.682	0.0446	0.0803	1.8	12.00 - 15.00
5DN-00028	50061	Ac-227	-0.086 UJ	0.196	0.0643	0.217	0.00 - 0.50
5DN-00028	50061	Am-241	0.0045	0.0126	0.0037	0.0454	0.00 - 0.50
5DN-00028	50061	Bi-212	1.11	0.171	0.103	2.15	0.00 - 0.50
5DN-00028	50061	Bi-214	1.03	0.0315	0.0495	1.59	0.00 - 0.50
5DN-00028	50061	Cd-113m	-2.54 U	132	40.3	3030	0.00 - 0.50
5DN-00028	50061	Cm-243/244	0.0107	0.0129	0.0052	0.0443	0.00 - 0.50

Table A.2
Analytical Results Summary
Subarea 5D, Round 1

Sample Location	Sample ID	Analyte Name	Activity	MDC	TPU	RTL	Sample Depth (feet bgs)
5DN-00028	50061	Co-60	0.001 U	0.0203	0.006	0.028	0.00 - 0.50
5DN-00028	50061	Cs-134	0.0124 JS	0.0195	0.007	0.0864	0.00 - 0.50
5DN-00028	50061	Cs-137	0.042	0.0183	0.008	0.207	0.00 - 0.50
5DN-00028	50061	Eu-152	-0.025 U	0.0497	0.0158	0.0566	0.00 - 0.50
5DN-00028	50061	Eu-154	-0.0952 UJ	0.0987	0.0384	0.15	0.00 - 0.50
5DN-00028	50061	Eu-155	0.0818 JS	0.072	0.0297	0.231	0.00 - 0.50
5DN-00028	50061	Ho-166m	-0.0013 U	0.0276	0.0084	0.0432	0.00 - 0.50
5DN-00028	50061	K-40	20.6	0.141	1.18	32.4	0.00 - 0.50
5DN-00028	50061	Na-22	-0.0048 U	0.0249	0.0076	0.037	0.00 - 0.50
5DN-00028	50061	Nb-94	0.0105 JS	0.0168	0.0055	0.0214	0.00 - 0.50
5DN-00028	50061	Ni-59	0.0046 U	4.22	1.12	5.96	0.00 - 0.50
5DN-00028	50061	Ni-63	0.453	0.837	0.258	4.92	0.00 - 0.50
5DN-00028	50061	Np-236	0.0064 U	0.0362	0.0118	0.047	0.00 - 0.50
5DN-00028	50061	Np-239	0.0252 U	0.132	0.0404	0.139	0.00 - 0.50
5DN-00028	50061	Pa-231	-0.211 U	0.809	0.256	0.936	0.00 - 0.50
5DN-00028	50061	Pb-212	1.96	0.0412	0.117	2.69	0.00 - 0.50
5DN-00028	50061	Pb-214	1.19	0.035	0.0576	1.7	0.00 - 0.50
5DN-00028	50061	Pm-147	-3.14 U	7.53	2.12	17.5	0.00 - 0.50
5DN-00028	50061	Pu-238	-0.0042 UJ	0.0228	0.0041	0.0415	0.00 - 0.50
5DN-00028	50061	Pu-239/240	0.0086	0.0078	0.005	0.0404	0.00 - 0.50
5DN-00028	50061	Pu-244	0.0086	0.0078	0.005	0.0313	0.00 - 0.50
5DN-00028	50061	Sb-125	-0.0012 U	0.0527	0.0154	0.354	0.00 - 0.50
5DN-00028	50061	Sn-126	-0.0011 U	0.0183	0.0056	0.0237	0.00 - 0.50
5DN-00028	50061	Sr-90	-0.0454 U	0.25	0.0632	0.485	0.00 - 0.50
5DN-00028	50061	Tc-99	0.139 U	0.908	0.264	1.63	0.00 - 0.50
5DN-00028	50061	Th-228	1.74	0.102	0.136	3.98	0.00 - 0.50
5DN-00028	50061	Th-229	0.0204 U	0.072	0.0204	0.145	0.00 - 0.50
5DN-00028	50061	Th-230	1.02	0.0473	0.0872	2.2	0.00 - 0.50
5DN-00028	50061	Th-232	1.28	0.0138	0.101	3.1	0.00 - 0.50
5DN-00028	50061	Th-234	1.67 J	0.288	0.17	3.19	0.00 - 0.50
5DN-00028	50061	Tl-208	0.611	0.0215	0.0346	0.937	0.00 - 0.50
5DN-00028	50061	Tm-171	1.2 U	16.3	5.59	72.4	0.00 - 0.50
5DN-00028	50061	U-233/234	0.483	0.119	0.0806	2.02	0.00 - 0.50
5DN-00028	50061	U-235/236	-0.0076 UJ	0.131	0.0296	0.151	0.00 - 0.50

Table A.2
Analytical Results Summary
Subarea 5D, Round 1

Sample Location	Sample ID	Analyte Name	Activity	MDC	TPU	RTL	Sample Depth (feet bgs)
5DN-00028	50061	U-238	0.694	0.0712	0.0962	1.8	0.00 - 0.50
5DN-00028	50062	Ac-227	-0.0211 U	0.192	0.0571	0.217	1.00 - 5.00
5DN-00028	50062	Am-241	0.0026 U	0.013	0.0033	0.0454	1.00 - 5.00
5DN-00028	50062	Bi-212	1	0.166	0.0865	2.15	1.00 - 5.00
5DN-00028	50062	Bi-214	0.74	0.0304	0.0378	1.59	1.00 - 5.00
5DN-00028	50062	Cd-113m	-20.4 U	130	42	3030	1.00 - 5.00
5DN-00028	50062	Cm-243/244	-0.0043 U	0.0259	0.0054	0.0443	1.00 - 5.00
5DN-00028	50062	Co-60	-0.0049 UJ	0.0198	0.006	0.028	1.00 - 5.00
5DN-00028	50062	Cs-134	-0.0028 UJ	0.018	0.0062	0.0864	1.00 - 5.00
5DN-00028	50062	Cs-137	0.0064 U	0.0196	0.0058	0.207	1.00 - 5.00
5DN-00028	50062	Eu-152	0.0293 J	0.0492	0.0176	0.0566	1.00 - 5.00
5DN-00028	50062	Eu-154	-0.0266 U	0.103	0.0309	0.15	1.00 - 5.00
5DN-00028	50062	Eu-155	0.0178 U	0.0741	0.0227	0.231	1.00 - 5.00
5DN-00028	50062	Ho-166m	0.0084 U	0.0284	0.0084	0.0432	1.00 - 5.00
5DN-00028	50062	K-40	16.9	0.141	1.02	32.4	1.00 - 5.00
5DN-00028	50062	Na-22	-0.0044 U	0.0246	0.0074	0.037	1.00 - 5.00
5DN-00028	50062	Nb-94	0.0078 JS	0.0161	0.005	0.0214	1.00 - 5.00
5DN-00028	50062	Ni-59	-0.707 U	3.52	1.03	5.96	1.00 - 5.00
5DN-00028	50062	Ni-63	0.655 U	1.62	0.495	4.92	1.00 - 5.00
5DN-00028	50062	Np-236	-0.0076 U	0.0368	0.0114	0.047	1.00 - 5.00
5DN-00028	50062	Np-239	-0.0587 U	0.127	0.0403	0.139	1.00 - 5.00
5DN-00028	50062	Pa-231	-0.621 UJ	0.755	0.276	0.936	1.00 - 5.00
5DN-00028	50062	Pb-212	1.58	0.0397	0.106	2.69	1.00 - 5.00
5DN-00028	50062	Pb-214	0.765	0.0335	0.0428	1.7	1.00 - 5.00
5DN-00028	50062	Pm-147	1.55 U	7.75	2.32	17.5	1.00 - 5.00
5DN-00028	50062	Pu-238	0.0137	0.0074	0.0062	0.0415	1.00 - 5.00
5DN-00028	50062	Pu-239/240	0.005 U	0.0247	0.0064	0.0404	1.00 - 5.00
5DN-00028	50062	Pu-244	-0.0004 U	0.0247	0.0052	0.0313	1.00 - 5.00
5DN-00028	50062	Sb-125	-0.0097 U	0.0505	0.0156	0.354	1.00 - 5.00
5DN-00028	50062	Sn-126	-0.0071 U	0.017	0.0054	0.0237	1.00 - 5.00
5DN-00028	50062	Sr-90	0.0144 U	0.305	0.0827	0.485	1.00 - 5.00
5DN-00028	50062	Tc-99	0.0967 U	0.815	0.236	1.63	1.00 - 5.00
5DN-00028	50062	Th-228	1.68	0.112	0.157	3.98	1.00 - 5.00
5DN-00028	50062	Th-229	0 U	0.0639	0.0138	0.145	1.00 - 5.00

Table A.2
Analytical Results Summary
Subarea 5D, Round 1

Sample Location	Sample ID	Analyte Name	Activity	MDC	TPU	RTL	Sample Depth (feet bgs)
5DN-00028	50062	Th-230	0.865	0.0506	0.0924	2.2	1.00 - 5.00
5DN-00028	50062	Th-232	1.18	0.0504	0.113	3.1	1.00 - 5.00
5DN-00028	50062	Th-234	1.62 J	0.371	0.412	3.19	1.00 - 5.00
5DN-00028	50062	Tl-208	0.507	0.0204	0.0305	0.937	1.00 - 5.00
5DN-00028	50062	Tm-171	-1.57 U	17.6	5.27	72.4	1.00 - 5.00
5DN-00028	50062	U-233/234	0.684	0.0483	0.0791	2.02	1.00 - 5.00
5DN-00028	50062	U-235/236	0.0725	0.0179	0.0225	0.151	1.00 - 5.00
5DN-00028	50062	U-238	0.814	0.0421	0.0892	1.8	1.00 - 5.00
5DN-00028	50063	Ac-227	0.0347 U	0.186	0.055	0.217	9.00 - 12.50
5DN-00028	50063	Am-241	0.0049	0.0067	0.0035	0.0454	9.00 - 12.50
5DN-00028	50063	Bi-212	0.917 J	0.158	0.101	2.15	9.00 - 12.50
5DN-00028	50063	Bi-214	0.835	0.0329	0.0419	1.59	9.00 - 12.50
5DN-00028	50063	Cd-113m	-13.5 U	126	38.5	3030	9.00 - 12.50
5DN-00028	50063	Cm-243/244	-0.0048 U	0.0374	0.0086	0.0443	9.00 - 12.50
5DN-00028	50063	Co-60	0.0104 J	0.0205	0.0062	0.028	9.00 - 12.50
5DN-00028	50063	Cs-134	0.0114 JS	0.0191	0.0066	0.0864	9.00 - 12.50
5DN-00028	50063	Cs-137	0.0086 U	0.0201	0.0069	0.207	9.00 - 12.50
5DN-00028	50063	Eu-152	0.0003 U	0.0476	0.0153	0.0566	9.00 - 12.50
5DN-00028	50063	Eu-154	-0.049 U	0.104	0.0331	0.15	9.00 - 12.50
5DN-00028	50063	Eu-155	0.0801 JS	0.0676	0.0284	0.231	9.00 - 12.50
5DN-00028	50063	Ho-166m	0.0091 U	0.0289	0.0086	0.0432	9.00 - 12.50
5DN-00028	50063	K-40	18.6	0.132	1.02	32.4	9.00 - 12.50
5DN-00028	50063	Na-22	-0.0125 U	0.0237	0.0078	0.037	9.00 - 12.50
5DN-00028	50063	Nb-94	0.0009 U	0.0167	0.0049	0.0214	9.00 - 12.50
5DN-00028	50063	Ni-59	-2.69 UJ	3.84	1.34	5.96	9.00 - 12.50
5DN-00028	50063	Ni-63	1.02	1.69	0.526	4.92	9.00 - 12.50
5DN-00028	50063	Np-236	-0.034 UJ	0.0333	0.0136	0.047	9.00 - 12.50
5DN-00028	50063	Np-239	-0.005 U	0.123	0.0359	0.139	9.00 - 12.50
5DN-00028	50063	Pa-231	0.147 U	0.783	0.24	0.936	9.00 - 12.50
5DN-00028	50063	Pb-212	1.68	0.037	0.0972	2.69	9.00 - 12.50
5DN-00028	50063	Pb-214	0.893	0.0335	0.0438	1.7	9.00 - 12.50
5DN-00028	50063	Pm-147	-0.0365 U	7.84	2.3	17.5	9.00 - 12.50
5DN-00028	50063	Pu-238	0.0008 UJ	0.0187	0.0036	0.0415	9.00 - 12.50
5DN-00028	50063	Pu-239/240	-0.0013 U	0.0231	0.0042	0.0404	9.00 - 12.50

Table A.2
Analytical Results Summary
Subarea 5D, Round 1

Sample Location	Sample ID	Analyte Name	Activity	MDC	TPU	RTL	Sample Depth (feet bgs)
5DN-00028	50063	Pu-244	0.0088	0.0079	0.0051	0.0313	9.00 - 12.50
5DN-00028	50063	Sb-125	0.0035 U	0.0505	0.0152	0.354	9.00 - 12.50
5DN-00028	50063	Sn-126	-0.0013 U	0.0187	0.0055	0.0237	9.00 - 12.50
5DN-00028	50063	Sr-90	-0.119 U	0.255	0.0607	0.485	9.00 - 12.50
5DN-00028	50063	Tc-99	-0.0948 U	0.667	0.186	1.63	9.00 - 12.50
5DN-00028	50063	Th-228	1.62 L	0.123	0.153	3.98	9.00 - 12.50
5DN-00028	50063	Th-229	0.014 LU	0.0516	0.0141	0.145	9.00 - 12.50
5DN-00028	50063	Th-230	0.812 L	0.019	0.0885	2.2	9.00 - 12.50
5DN-00028	50063	Th-232	1.3 L	0.0189	0.121	3.1	9.00 - 12.50
5DN-00028	50063	Th-234	1.57	0.269	0.148	3.19	9.00 - 12.50
5DN-00028	50063	Tl-208	0.531	0.0208	0.031	0.937	9.00 - 12.50
5DN-00028	50063	Tm-171	0.447 U	13.5	4.47	72.4	9.00 - 12.50
5DN-00028	50063	U-233/234	0.722	0.0514	0.0779	2.02	9.00 - 12.50
5DN-00028	50063	U-235/236	0.0557	0.0396	0.0177	0.151	9.00 - 12.50
5DN-00028	50063	U-238	0.834	0.0394	0.0864	1.8	9.00 - 12.50
5DN-00029	50064	Ac-227	-0.11 UJ	0.21	0.0687	0.217	0.00 - 0.50
5DN-00029	50064	Am-241	0.006 U	0.0192	0.0054	0.0454	0.00 - 0.50
5DN-00029	50064	Bi-212	1.08	0.169	0.0961	2.15	0.00 - 0.50
5DN-00029	50064	Bi-214	0.935	0.0331	0.045	1.59	0.00 - 0.50
5DN-00029	50064	Cd-113m	19.1 U	146	44.9	3030	0.00 - 0.50
5DN-00029	50064	Cm-243/244	0.0096 U	0.0236	0.0071	0.0443	0.00 - 0.50
5DN-00029	50064	Co-60	0.001 U	0.0216	0.0063	0.028	0.00 - 0.50
5DN-00029	50064	Cs-134	0.0096 U	0.0201	0.007	0.0864	0.00 - 0.50
5DN-00029	50064	Cs-137	0.0318	0.0181	0.0067	0.207	0.00 - 0.50
5DN-00029	50064	Eu-152	-0.0225 U	0.0519	0.0174	0.0566	0.00 - 0.50
5DN-00029	50064	Eu-154	-0.0482 U	0.107	0.034	0.15	0.00 - 0.50
5DN-00029	50064	Eu-155	0.0508 JS	0.0812	0.0273	0.231	0.00 - 0.50
5DN-00029	50064	Ho-166m	0.0018 U	0.0291	0.0086	0.0432	0.00 - 0.50
5DN-00029	50064	K-40	17.8	0.152	1.1	32.4	0.00 - 0.50
5DN-00029	50064	Na-22	0.0008 U	0.025	0.0086	0.037	0.00 - 0.50
5DN-00029	50064	Nb-94	0.0096 JS	0.0167	0.0053	0.0214	0.00 - 0.50
5DN-00029	50064	Ni-59	-1.89 U	5.49	1.69	5.96	0.00 - 0.50
5DN-00029	50064	Ni-63	0.14 U	0.86	0.259	4.92	0.00 - 0.50
5DN-00029	50064	Np-236	-0.0059 U	0.0398	0.0124	0.047	0.00 - 0.50

Table A.2
Analytical Results Summary
Subarea 5D, Round 1

Sample Location	Sample ID	Analyte Name	Activity	MDC	TPU	RTL	Sample Depth (feet bgs)
5DN-00029	50064	Np-239	-0.0593 U	0.138	0.0438	0.139	0.00 - 0.50
5DN-00029	50064	Pa-231	-0.24 U	0.878	0.28	0.936	0.00 - 0.50
5DN-00029	50064	Pb-212	1.73	0.0431	0.112	2.69	0.00 - 0.50
5DN-00029	50064	Pb-214	1.02	0.0369	0.0504	1.7	0.00 - 0.50
5DN-00029	50064	Pm-147	-1.93 U	7.53	2.16	17.5	0.00 - 0.50
5DN-00029	50064	Pu-238	0	0.0072	0.0026	0.0415	0.00 - 0.50
5DN-00029	50064	Pu-239/240	0.0048 U	0.0238	0.0062	0.0404	0.00 - 0.50
5DN-00029	50064	Pu-244	0.0053	0.0071	0.0037	0.0313	0.00 - 0.50
5DN-00029	50064	Sb-125	0.0072 U	0.0556	0.0169	0.354	0.00 - 0.50
5DN-00029	50064	Sn-126	0.0029 U	0.018	0.0053	0.0237	0.00 - 0.50
5DN-00029	50064	Sr-90	0.186	0.176	0.0647	0.485	0.00 - 0.50
5DN-00029	50064	Tc-99	0.187 U	0.979	0.287	1.63	0.00 - 0.50
5DN-00029	50064	Th-228	1.72	0.119	0.163	3.98	0.00 - 0.50
5DN-00029	50064	Th-229	0.0505	0.0531	0.0218	0.145	0.00 - 0.50
5DN-00029	50064	Th-230	0.791	0.0668	0.0899	2.2	0.00 - 0.50
5DN-00029	50064	Th-232	1.17	0.0194	0.115	3.1	0.00 - 0.50
5DN-00029	50064	Th-234	1.21 J	0.393	0.325	3.19	0.00 - 0.50
5DN-00029	50064	Tl-208	0.512	0.0218	0.0301	0.937	0.00 - 0.50
5DN-00029	50064	Tm-171	-10.5 U	20.6	6.77	72.4	0.00 - 0.50
5DN-00029	50064	U-233/234	0.655	0.0752	0.0821	2.02	0.00 - 0.50
5DN-00029	50064	U-235/236	0.0381	0.0207	0.0173	0.151	0.00 - 0.50
5DN-00029	50064	U-238	0.611	0.0167	0.0765	1.8	0.00 - 0.50
5DN-00029	50065	Ac-227	-0.0215 U	0.178	0.0607	0.217	1.00 - 5.00
5DN-00029	50065	Am-241	0.0038 U	0.0471	0.0117	0.0454	1.00 - 5.00
5DN-00029	50065	Bi-212	1.04	0.136	0.0915	2.15	1.00 - 5.00
5DN-00029	50065	Bi-214	0.821	0.0267	0.0431	1.59	1.00 - 5.00
5DN-00029	50065	Cd-113m	53.5 U	120	39.9	3030	1.00 - 5.00
5DN-00029	50065	Cm-243/244	0.008 U	0.0442	0.0116	0.0443	1.00 - 5.00
5DN-00029	50065	Co-60	0.0059 U	0.0171	0.0051	0.028	1.00 - 5.00
5DN-00029	50065	Cs-134	0.0093 SJ	0.0152	0.0053	0.0864	1.00 - 5.00
5DN-00029	50065	Cs-137	0.0076 U	0.0164	0.005	0.207	1.00 - 5.00
5DN-00029	50065	Eu-152	0.0157 U	0.0436	0.0177	0.0566	1.00 - 5.00
5DN-00029	50065	Eu-154	-0.0538 U	0.0851	0.0292	0.15	1.00 - 5.00
5DN-00029	50065	Eu-155	0.0693 J	0.0662	0.0214	0.231	1.00 - 5.00

Table A.2
Analytical Results Summary
Subarea 5D, Round 1

Sample Location	Sample ID	Analyte Name	Activity	MDC	TPU	RTL	Sample Depth (feet bgs)
5DN-00029	50065	Ho-166m	0.0045 U	0.0247	0.0072	0.0432	1.00 - 5.00
5DN-00029	50065	K-40	17.9	0.118	1.03	32.4	1.00 - 5.00
5DN-00029	50065	Na-22	-0.0216 UJ	0.0197	0.0082	0.037	1.00 - 5.00
5DN-00029	50065	Nb-94	0.0089 SJ	0.0145	0.0046	0.0214	1.00 - 5.00
5DN-00029	50065	Ni-59	-9.06 R	3.98	2.6	5.96	1.00 - 5.00
5DN-00029	50065	Ni-63	-0.418 U	1.58	0.46	4.92	1.00 - 5.00
5DN-00029	50065	Np-236	-0.0073 U	0.0341	0.0101	0.047	1.00 - 5.00
5DN-00029	50065	Np-239	0.0037 U	0.119	0.0353	0.139	1.00 - 5.00
5DN-00029	50065	Pa-231	-0.37 U	0.711	0.234	0.936	1.00 - 5.00
5DN-00029	50065	Pb-212	1.65	0.0354	0.104	2.69	1.00 - 5.00
5DN-00029	50065	Pb-214	0.949	0.0305	0.0487	1.7	1.00 - 5.00
5DN-00029	50065	Pm-147	0.179 U	6.78	2	17.5	1.00 - 5.00
5DN-00029	50065	Pu-238	0.0027 U	0.0132	0.0033	0.0415	1.00 - 5.00
5DN-00029	50065	Pu-239/240	-0.0024 U	0.0187	0.0033	0.0404	1.00 - 5.00
5DN-00029	50065	Pu-244	0.0103	0.0056	0.0047	0.0313	1.00 - 5.00
5DN-00029	50065	Sb-125	0.0088 U	0.0449	0.0136	0.354	1.00 - 5.00
5DN-00029	50065	Sn-126	-0.0056 U	0.0148	0.0046	0.0237	1.00 - 5.00
5DN-00029	50065	Sr-90	0.116 U	0.214	0.0669	0.485	1.00 - 5.00
5DN-00029	50065	Tc-99	0.2 U	1.13	0.335	1.63	1.00 - 5.00
5DN-00029	50065	Th-228	1.32	0.112	0.131	3.98	1.00 - 5.00
5DN-00029	50065	Th-229	0.0398	0.0715	0.0231	0.145	1.00 - 5.00
5DN-00029	50065	Th-230	0.576	0.0796	0.0728	2.2	1.00 - 5.00
5DN-00029	50065	Th-232	1.03	0.0179	0.102	3.1	1.00 - 5.00
5DN-00029	50065	Th-234	1.56	0.27	0.156	3.19	1.00 - 5.00
5DN-00029	50065	Tl-208	0.49	0.0174	0.0282	0.937	1.00 - 5.00
5DN-00029	50065	Tm-171	-5.32 U	13.1	4.76	72.4	1.00 - 5.00
5DN-00029	50065	U-233/234	0.655	0.0717	0.0939	2.02	1.00 - 5.00
5DN-00029	50065	U-235/236	0.124	0.0304	0.0385	0.151	1.00 - 5.00
5DN-00029	50065	U-238	0.691	0.0246	0.0961	1.8	1.00 - 5.00
5DN-00029	50066	Ac-227	-0.13 UJ	0.171	0.0599	0.217	5.00 - 7.50
5DN-00029	50066	Am-241	0.0281	0.0392	0.0138	0.0454	5.00 - 7.50
5DN-00029	50066	Bi-212	1	0.139	0.0862	2.15	5.00 - 7.50
5DN-00029	50066	Bi-214	0.865	0.0275	0.0418	1.59	5.00 - 7.50
5DN-00029	50066	Cd-113m	3.84 U	115	34.8	3030	5.00 - 7.50

Table A.2
Analytical Results Summary
Subarea 5D, Round 1

Sample Location	Sample ID	Analyte Name	Activity	MDC	TPU	RTL	Sample Depth (feet bgs)
5DN-00029	50066	Cm-243/244	-0.0126 U	0.0519	0.0101	0.0443	5.00 - 7.50
5DN-00029	50066	Co-60	-0.006 U	0.0161	0.005	0.028	5.00 - 7.50
5DN-00029	50066	Cs-134	-0.0007 U	0.0149	0.0052	0.0864	5.00 - 7.50
5DN-00029	50066	Cs-137	-0.0093 U	0.0156	0.0051	0.207	5.00 - 7.50
5DN-00029	50066	Eu-152	-0.0101 U	0.0422	0.0129	0.0566	5.00 - 7.50
5DN-00029	50066	Eu-154	0.0059 U	0.096	0.0283	0.15	5.00 - 7.50
5DN-00029	50066	Eu-155	0.094 J	0.062	0.0263	0.231	5.00 - 7.50
5DN-00029	50066	Ho-166m	-0.0054 U	0.023	0.0069	0.0432	5.00 - 7.50
5DN-00029	50066	K-40	20.4	0.108	1.15	32.4	5.00 - 7.50
5DN-00029	50066	Na-22	-0.0008 U	0.0208	0.0067	0.037	5.00 - 7.50
5DN-00029	50066	Nb-94	0.0051 U	0.0141	0.0042	0.0214	5.00 - 7.50
5DN-00029	50066	Ni-59	-3.24 UJ	3.89	1.43	5.96	5.00 - 7.50
5DN-00029	50066	Ni-63	0.0562 U	1.51	0.447	4.92	5.00 - 7.50
5DN-00029	50066	Np-236	-0.0253 UJ	0.0315	0.0115	0.047	5.00 - 7.50
5DN-00029	50066	Np-239	0.0101 U	0.117	0.034	0.139	5.00 - 7.50
5DN-00029	50066	Pa-231	-0.28 U	0.691	0.224	0.936	5.00 - 7.50
5DN-00029	50066	Pb-212	1.83	0.0339	0.11	2.69	5.00 - 7.50
5DN-00029	50066	Pb-214	0.98	0.0295	0.0478	1.7	5.00 - 7.50
5DN-00029	50066	Pm-147	0.426 U	6.82	2.01	17.5	5.00 - 7.50
5DN-00029	50066	Pu-238	-0.0029 U	0.0156	0.0028	0.0415	5.00 - 7.50
5DN-00029	50066	Pu-239/240	0.0011 U	0.0156	0.0034	0.0404	5.00 - 7.50
5DN-00029	50066	Pu-244	0.0039	0.0054	0.0028	0.0313	5.00 - 7.50
5DN-00029	50066	Sb-125	0.009 U	0.044	0.0132	0.354	5.00 - 7.50
5DN-00029	50066	Sn-126	-0.0005 U	0.015	0.0043	0.0237	5.00 - 7.50
5DN-00029	50066	Sr-90	0.103	0.181	0.0577	0.485	5.00 - 7.50
5DN-00029	50066	Tc-99	-0.211 U	1.08	0.314	1.63	5.00 - 7.50
5DN-00029	50066	Th-228	1.55 L	0.108	0.147	3.98	5.00 - 7.50
5DN-00029	50066	Th-229	0.0344 L	0.0638	0.0207	0.145	5.00 - 7.50
5DN-00029	50066	Th-230	0.706 L	0.0505	0.0813	2.2	5.00 - 7.50
5DN-00029	50066	Th-232	1.26 L	0.0503	0.119	3.1	5.00 - 7.50
5DN-00029	50066	Th-234	1.4 J	0.252	0.143	3.19	5.00 - 7.50
5DN-00029	50066	Tl-208	0.536	0.0175	0.0308	0.937	5.00 - 7.50
5DN-00029	50066	Tm-171	-2.8 U	11.6	3.96	72.4	5.00 - 7.50
5DN-00029	50066	U-233/234	0.765	0.0503	0.0788	2.02	5.00 - 7.50

Table A.2
Analytical Results Summary
Subarea 5D, Round 1

Sample Location	Sample ID	Analyte Name	Activity	MDC	TPU	RTL	Sample Depth (feet bgs)
5DN-00029	50066	U-235/236	0.0271	0.0547	0.0172	0.151	5.00 - 7.50
5DN-00029	50066	U-238	0.711	0.053	0.0749	1.8	5.00 - 7.50
5DN-00030	50067	Ac-227	-0.0192 U	0.194	0.0601	0.217	0.00 - 0.50
5DN-00030	50067	Am-241	0	0.0057	0.0021	0.0454	0.00 - 0.50
5DN-00030	50067	Bi-212	0.926 J	0.191	0.103	2.15	0.00 - 0.50
5DN-00030	50067	Bi-214	0.975	0.0358	0.0486	1.59	0.00 - 0.50
5DN-00030	50067	Cd-113m	28.6 U	128	39.5	3030	0.00 - 0.50
5DN-00030	50067	Cm-243/244	0.0022	0.0059	0.0022	0.0443	0.00 - 0.50
5DN-00030	50067	Co-60	-0.0033 U	0.0223	0.0065	0.028	0.00 - 0.50
5DN-00030	50067	Cs-134	0.0006 U	0.0212	0.0073	0.0864	0.00 - 0.50
5DN-00030	50067	Cs-137	0.0351	0.0216	0.0088	0.207	0.00 - 0.50
5DN-00030	50067	Eu-152	-0.0283 U	0.0486	0.0164	0.0566	0.00 - 0.50
5DN-00030	50067	Eu-154	-0.003 U	0.126	0.0372	0.15	0.00 - 0.50
5DN-00030	50067	Eu-155	0.0596 JS	0.059	0.0235	0.231	0.00 - 0.50
5DN-00030	50067	Ho-166m	0.0101 U	0.0322	0.0094	0.0432	0.00 - 0.50
5DN-00030	50067	K-40	18.6	0.148	1.03	32.4	0.00 - 0.50
5DN-00030	50067	Na-22	-0.0071 UJ	0.0301	0.009	0.037	0.00 - 0.50
5DN-00030	50067	Nb-94	0.0096 JS	0.0183	0.0056	0.0214	0.00 - 0.50
5DN-00030	50067	Ni-59	-5.99 UJ	5.33	2.23	5.96	0.00 - 0.50
5DN-00030	50067	Ni-63	-0.705 U	1.33	0.387	4.92	0.00 - 0.50
5DN-00030	50067	Np-236	-0.0212 UJ	0.0296	0.0102	0.047	0.00 - 0.50
5DN-00030	50067	Np-239	0.014 U	0.122	0.0372	0.139	0.00 - 0.50
5DN-00030	50067	Pa-231	-0.571 UJ	0.753	0.276	0.936	0.00 - 0.50
5DN-00030	50067	Pb-212	1.7	0.0386	0.096	2.69	0.00 - 0.50
5DN-00030	50067	Pb-214	1.04	0.0346	0.0488	1.7	0.00 - 0.50
5DN-00030	50067	Pm-147	-2.97 U	8.03	2.28	17.5	0.00 - 0.50
5DN-00030	50067	Pu-238	-0.0147 UJ	0.0593	0.0132	0.0415	0.00 - 0.50
5DN-00030	50067	Pu-239/240	-0.0016 UJ	0.0284	0.0051	0.0404	0.00 - 0.50
5DN-00030	50067	Pu-244	0	0.0097	0.0036	0.0313	0.00 - 0.50
5DN-00030	50067	Sb-125	0.0173 U	0.0554	0.0165	0.354	0.00 - 0.50
5DN-00030	50067	Sn-126	-0.0093 UJ	0.0194	0.0062	0.0237	0.00 - 0.50
5DN-00030	50067	Sr-90	0.135 U	0.254	0.0792	0.485	0.00 - 0.50
5DN-00030	50067	Tc-99	-0.685 U	1.29	0.37	1.63	0.00 - 0.50
5DN-00030	50067	Th-228	1.73	0.154	0.162	3.98	0.00 - 0.50

Table A.2
Analytical Results Summary
Subarea 5D, Round 1

Sample Location	Sample ID	Analyte Name	Activity	MDC	TPU	RTL	Sample Depth (feet bgs)
5DN-00030	50067	Th-229	0.0228	0.056	0.017	0.145	0.00 - 0.50
5DN-00030	50067	Th-230	0.941	0.0559	0.098	2.2	0.00 - 0.50
5DN-00030	50067	Th-232	1.27	0.0703	0.119	3.1	0.00 - 0.50
5DN-00030	50067	Th-234	1.27	0.208	0.125	3.19	0.00 - 0.50
5DN-00030	50067	Tl-208	0.565	0.0237	0.0337	0.937	0.00 - 0.50
5DN-00030	50067	Tm-171	-0.196 U	8.34	2.67	72.4	0.00 - 0.50
5DN-00030	50067	U-233/234	0.478	0.0459	0.0676	2.02	0.00 - 0.50
5DN-00030	50067	U-235/236	0.0425	0.0372	0.0174	0.151	0.00 - 0.50
5DN-00030	50067	U-238	0.755	0.0526	0.0936	1.8	0.00 - 0.50
5DN-00030	50068	Ac-227	-0.0304 U	0.147	0.046	0.217	1.00 - 5.00
5DN-00030	50068	Am-241	0.0177	0.03	0.0101	0.0454	1.00 - 5.00
5DN-00030	50068	Bi-212	0.894 J	0.144	0.0967	2.15	1.00 - 5.00
5DN-00030	50068	Bi-214	0.715	0.026	0.0377	1.59	1.00 - 5.00
5DN-00030	50068	Cd-113m	-8.47 U	98.3	30.3	3030	1.00 - 5.00
5DN-00030	50068	Cm-243/244	0.0016 U	0.0443	0.0108	0.0443	1.00 - 5.00
5DN-00030	50068	Co-60	-0.0011 U	0.0173	0.005	0.028	1.00 - 5.00
5DN-00030	50068	Cs-134	0 U	0.0153	0.0053	0.0864	1.00 - 5.00
5DN-00030	50068	Cs-137	-0.0067 U	0.0163	0.005	0.207	1.00 - 5.00
5DN-00030	50068	Eu-152	0.0044 U	0.0366	0.0128	0.0566	1.00 - 5.00
5DN-00030	50068	Eu-154	-0.0017 U	0.0933	0.0277	0.15	1.00 - 5.00
5DN-00030	50068	Eu-155	0.06 J	0.0471	0.0197	0.231	1.00 - 5.00
5DN-00030	50068	Ho-166m	0.001 U	0.0238	0.0069	0.0432	1.00 - 5.00
5DN-00030	50068	K-40	16.2	0.11	0.877	32.4	1.00 - 5.00
5DN-00030	50068	Na-22	0.0026 U	0.0214	0.0062	0.037	1.00 - 5.00
5DN-00030	50068	Nb-94	0.0076 SJ	0.014	0.0043	0.0214	1.00 - 5.00
5DN-00030	50068	Ni-59	1.2 UJ	4.78	1.31	5.96	1.00 - 5.00
5DN-00030	50068	Ni-63	-0.644 U	1.5	0.434	4.92	1.00 - 5.00
5DN-00030	50068	Np-236	0.0064 U	0.025	0.0074	0.047	1.00 - 5.00
5DN-00030	50068	Np-239	0.0411 U	0.0977	0.0308	0.139	1.00 - 5.00
5DN-00030	50068	Pa-231	0.0328 U	0.617	0.213	0.936	1.00 - 5.00
5DN-00030	50068	Pb-212	1.42	0.0287	0.0794	2.69	1.00 - 5.00
5DN-00030	50068	Pb-214	0.711	0.0266	0.0361	1.7	1.00 - 5.00
5DN-00030	50068	Pm-147	0.169 U	6.9	2.03	17.5	1.00 - 5.00
5DN-00030	50068	Pu-238	0.0112	0.0061	0.005	0.0415	1.00 - 5.00

Table A.2
Analytical Results Summary
Subarea 5D, Round 1

Sample Location	Sample ID	Analyte Name	Activity	MDC	TPU	RTL	Sample Depth (feet bgs)
5DN-00030	50068	Pu-239/240	0.0019 U	0.0202	0.0048	0.0404	1.00 - 5.00
5DN-00030	50068	Pu-244	0.0006 U	0.0142	0.0028	0.0313	1.00 - 5.00
5DN-00030	50068	Sb-125	-0.0029 U	0.0413	0.0122	0.354	1.00 - 5.00
5DN-00030	50068	Sn-126	-0.0027 U	0.0153	0.0045	0.0237	1.00 - 5.00
5DN-00030	50068	Sr-90	0.0539 U	0.227	0.0649	0.485	1.00 - 5.00
5DN-00030	50068	Tc-99	0.411 U	1.05	0.318	1.63	1.00 - 5.00
5DN-00030	50068	Th-228	1.6 L	0.144	0.153	3.98	1.00 - 5.00
5DN-00030	50068	Th-229	0.0276 L	0.0642	0.0196	0.145	1.00 - 5.00
5DN-00030	50068	Th-230	0.903 L	0.0187	0.095	2.2	1.00 - 5.00
5DN-00030	50068	Th-232	1.2 L	0.0506	0.115	3.1	1.00 - 5.00
5DN-00030	50068	Th-234	0.953 J	0.197	0.101	3.19	1.00 - 5.00
5DN-00030	50068	Tl-208	0.512	0.0165	0.0313	0.937	1.00 - 5.00
5DN-00030	50068	Tm-171	0.379 U	6.29	2.14	72.4	1.00 - 5.00
5DN-00030	50068	U-233/234	0.602	0.0474	0.0814	2.02	1.00 - 5.00
5DN-00030	50068	U-235/236	0.0783	0.0163	0.0228	0.151	1.00 - 5.00
5DN-00030	50068	U-238	0.734	0.0383	0.0938	1.8	1.00 - 5.00
5DN-00031	50069	Ac-227	-0.0029 U	0.207	0.0615	0.217	0.00 - 0.50
5DN-00031	50069	Am-241	0.0097 UJ	0.0424	0.0116	0.0454	0.00 - 0.50
5DN-00031	50069	Bi-212	1.34	0.166	0.126	2.15	0.00 - 0.50
5DN-00031	50069	Bi-214	0.905	0.0317	0.0447	1.59	0.00 - 0.50
5DN-00031	50069	Cd-113m	-32.5 U	142	43.2	3030	0.00 - 0.50
5DN-00031	50069	Cm-243/244	0.0116 UJ	0.0373	0.0106	0.0443	0.00 - 0.50
5DN-00031	50069	Co-60	0.0025 U	0.0202	0.0057	0.028	0.00 - 0.50
5DN-00031	50069	Cs-134	-0.0046 U	0.0194	0.0068	0.0864	0.00 - 0.50
5DN-00031	50069	Cs-137	-0.007 U	0.0188	0.006	0.207	0.00 - 0.50
5DN-00031	50069	Eu-152	0.0213 U	0.0514	0.018	0.0566	0.00 - 0.50
5DN-00031	50069	Eu-154	-0.0023 U	0.108	0.0317	0.15	0.00 - 0.50
5DN-00031	50069	Eu-155	0.072 JS	0.0818	0.0298	0.231	0.00 - 0.50
5DN-00031	50069	Ho-166m	-0.0024 U	0.0281	0.0085	0.0432	0.00 - 0.50
5DN-00031	50069	K-40	16.8	0.151	1.07	32.4	0.00 - 0.50
5DN-00031	50069	Na-22	0.0071 UJ	0.0254	0.0076	0.037	0.00 - 0.50
5DN-00031	50069	Nb-94	0.006 U	0.0162	0.0049	0.0214	0.00 - 0.50
5DN-00031	50069	Ni-59	1.35 U	8.28	2.28	5.96	0.00 - 0.50
5DN-00031	50069	Ni-63	-0.768 U	1.49	0.433	4.92	0.00 - 0.50

Table A.2
Analytical Results Summary
Subarea 5D, Round 1

Sample Location	Sample ID	Analyte Name	Activity	MDC	TPU	RTL	Sample Depth (feet bgs)
5DN-00031	50069	Np-236	-0.0147 U	0.0389	0.0125	0.047	0.00 - 0.50
5DN-00031	50069	Np-239	0.054 U	0.142	0.0434	0.139	0.00 - 0.50
5DN-00031	50069	Pa-231	-0.464 U	0.848	0.29	0.936	0.00 - 0.50
5DN-00031	50069	Pb-212	1.94	0.0427	0.118	2.69	0.00 - 0.50
5DN-00031	50069	Pb-214	1.06	0.0353	0.0517	1.7	0.00 - 0.50
5DN-00031	50069	Pm-147	1.11 U	7.35	2.18	17.5	0.00 - 0.50
5DN-00031	50069	Pu-238	-0.0165 UJ	0.0506	0.0095	0.0415	0.00 - 0.50
5DN-00031	50069	Pu-239/240	0.0084	0.0234	0.0069	0.0404	0.00 - 0.50
5DN-00031	50069	Pu-244	0	0.01	0.0037	0.0313	0.00 - 0.50
5DN-00031	50069	Sb-125	0.0242 U	0.056	0.0169	0.354	0.00 - 0.50
5DN-00031	50069	Sn-126	0.0081 UJ	0.0182	0.0056	0.0237	0.00 - 0.50
5DN-00031	50069	Sr-90	0.0605 U	0.243	0.0702	0.485	0.00 - 0.50
5DN-00031	50069	Tc-99	-0.381 U	1.18	0.342	1.63	0.00 - 0.50
5DN-00031	50069	Th-228	1.7 J	0.139	0.165	3.98	0.00 - 0.50
5DN-00031	50069	Th-229	0.0253 UJ	0.0929	0.0259	0.145	0.00 - 0.50
5DN-00031	50069	Th-230	1.01	0.0719	0.107	2.2	0.00 - 0.50
5DN-00031	50069	Th-232	1.24	0.0219	0.12	3.1	0.00 - 0.50
5DN-00031	50069	Th-234	1.55 J	0.325	0.169	3.19	0.00 - 0.50
5DN-00031	50069	Tl-208	0.571	0.0214	0.0336	0.937	0.00 - 0.50
5DN-00031	50069	Tm-171	-8.48 U	19.6	6.91	72.4	0.00 - 0.50
5DN-00031	50069	U-233/234	0.707	0.0334	0.086	2.02	0.00 - 0.50
5DN-00031	50069	U-235/236	0.0345	0.0415	0.0161	0.151	0.00 - 0.50
5DN-00031	50069	U-238	0.69	0.0414	0.0847	1.8	0.00 - 0.50
5DN-00031	50070	Ac-227	0.027 U	0.203	0.0619	0.217	1.00 - 5.00
5DN-00031	50070	Am-241	0.0108 U	0.0432	0.0119	0.0454	1.00 - 5.00
5DN-00031	50070	Bi-212	1.07	0.149	0.0946	2.15	1.00 - 5.00
5DN-00031	50070	Bi-214	0.725	0.0302	0.0363	1.59	1.00 - 5.00
5DN-00031	50070	Cd-113m	-8.98 U	137	45.6	3030	1.00 - 5.00
5DN-00031	50070	Cm-243/244	0.0073 U	0.0405	0.0106	0.0443	1.00 - 5.00
5DN-00031	50070	Co-60	-0.0017 U	0.0175	0.0052	0.028	1.00 - 5.00
5DN-00031	50070	Cs-134	-0.0077 U	0.0173	0.0064	0.0864	1.00 - 5.00
5DN-00031	50070	Cs-137	-0.007 U	0.0171	0.0055	0.207	1.00 - 5.00
5DN-00031	50070	Eu-152	-0.018 U	0.0491	0.0196	0.0566	1.00 - 5.00
5DN-00031	50070	Eu-154	-0.012 U	0.0953	0.028	0.15	1.00 - 5.00

Table A.2
Analytical Results Summary
Subarea 5D, Round 1

Sample Location	Sample ID	Analyte Name	Activity	MDC	TPU	RTL	Sample Depth (feet bgs)
5DN-00031	50070	Eu-155	0.0885 J	0.0763	0.0316	0.231	1.00 - 5.00
5DN-00031	50070	Ho-166m	0.0004 U	0.0259	0.0077	0.0432	1.00 - 5.00
5DN-00031	50070	K-40	17.3	0.135	1.06	32.4	1.00 - 5.00
5DN-00031	50070	Na-22	-0.0024 U	0.0218	0.0065	0.037	1.00 - 5.00
5DN-00031	50070	Nb-94	0.0031 U	0.0157	0.0047	0.0214	1.00 - 5.00
5DN-00031	50070	Ni-59	-1.79 U	3.73	1.17	5.96	1.00 - 5.00
5DN-00031	50070	Ni-63	0.45 U	1.51	0.456	4.92	1.00 - 5.00
5DN-00031	50070	Np-236	0.0019 U	0.0386	0.0124	0.047	1.00 - 5.00
5DN-00031	50070	Np-239	0.0182 U	0.135	0.0411	0.139	1.00 - 5.00
5DN-00031	50070	Pa-231	-0.0879 U	0.821	0.291	0.936	1.00 - 5.00
5DN-00031	50070	Pb-212	1.75	0.0406	0.107	2.69	1.00 - 5.00
5DN-00031	50070	Pb-214	0.867	0.0343	0.0436	1.7	1.00 - 5.00
5DN-00031	50070	Pm-147	0.431 U	6.7	1.98	17.5	1.00 - 5.00
5DN-00031	50070	Pu-238	0.0027 U	0.0136	0.0034	0.0415	1.00 - 5.00
5DN-00031	50070	Pu-239/240	0.0021	0.0058	0.0021	0.0404	1.00 - 5.00
5DN-00031	50070	Pu-244	0.0027 U	0.0135	0.0034	0.0313	1.00 - 5.00
5DN-00031	50070	Sb-125	0.0191 U	0.0516	0.0155	0.354	1.00 - 5.00
5DN-00031	50070	Sn-126	-0.0004 U	0.0166	0.005	0.0237	1.00 - 5.00
5DN-00031	50070	Sr-90	0.131 U	0.282	0.0864	0.485	1.00 - 5.00
5DN-00031	50070	Tc-99	0.0834 U	1.1	0.324	1.63	1.00 - 5.00
5DN-00031	50070	Th-228	1.26	0.14	0.137	3.98	1.00 - 5.00
5DN-00031	50070	Th-229	0 U	0.0931	0.0219	0.145	1.00 - 5.00
5DN-00031	50070	Th-230	0.642	0.021	0.0803	2.2	1.00 - 5.00
5DN-00031	50070	Th-232	0.902	0.0209	0.0995	3.1	1.00 - 5.00
5DN-00031	50070	Th-234	1.4 J	0.316	0.162	3.19	1.00 - 5.00
5DN-00031	50070	Tl-208	0.512	0.0197	0.0291	0.937	1.00 - 5.00
5DN-00031	50070	Tm-171	-8.14 U	17.8	6.35	72.4	1.00 - 5.00
5DN-00031	50070	U-233/234	0.679	0.0498	0.0796	2.02	1.00 - 5.00
5DN-00031	50070	U-235/236	0.0291	0.0434	0.0161	0.151	1.00 - 5.00
5DN-00031	50070	U-238	0.657	0.0351	0.0773	1.8	1.00 - 5.00
5DN-00032	50071	Ac-227	0.0497 UJ	0.172	0.0521	0.217	0.00 - 0.50
5DN-00032	50071	Am-241	0.0061 UJ	0.0277	0.0075	0.0454	0.00 - 0.50
5DN-00032	50071	Bi-212	0.954	0.142	0.0809	2.15	0.00 - 0.50
5DN-00032	50071	Bi-214	0.857	0.0262	0.045	1.59	0.00 - 0.50

Table A.2
Analytical Results Summary
Subarea 5D, Round 1

Sample Location	Sample ID	Analyte Name	Activity	MDC	TPU	RTL	Sample Depth (feet bgs)
5DN-00032	50071	Cd-113m	20 U	115	39	3030	0.00 - 0.50
5DN-00032	50071	Cm-243/244	0.0062 UJ	0.0283	0.0076	0.0443	0.00 - 0.50
5DN-00032	50071	Co-60	0.0029 U	0.0158	0.0047	0.028	0.00 - 0.50
5DN-00032	50071	Cs-134	0.0113 JS	0.0161	0.0057	0.0864	0.00 - 0.50
5DN-00032	50071	Cs-137	0.0225	0.0146	0.0049	0.207	0.00 - 0.50
5DN-00032	50071	Eu-152	-0.0403 UJ	0.0413	0.017	0.0566	0.00 - 0.50
5DN-00032	50071	Eu-154	-0.0451 U	0.0837	0.0278	0.15	0.00 - 0.50
5DN-00032	50071	Eu-155	0.109 JS	0.0638	0.0289	0.231	0.00 - 0.50
5DN-00032	50071	Ho-166m	-0.0083 U	0.0225	0.007	0.0432	0.00 - 0.50
5DN-00032	50071	K-40	17.3	0.107	0.994	32.4	0.00 - 0.50
5DN-00032	50071	Na-22	-0.0196 UJ	0.0188	0.0077	0.037	0.00 - 0.50
5DN-00032	50071	Nb-94	0.001 U	0.0132	0.0038	0.0214	0.00 - 0.50
5DN-00032	50071	Ni-59	-0.662 U	4.29	1.19	5.96	0.00 - 0.50
5DN-00032	50071	Ni-63	0.506	0.931	0.288	4.92	0.00 - 0.50
5DN-00032	50071	Np-236	0.0022 U	0.0329	0.0099	0.047	0.00 - 0.50
5DN-00032	50071	Np-239	-0.0185 U	0.114	0.0342	0.139	0.00 - 0.50
5DN-00032	50071	Pa-231	-0.0226 U	0.698	0.216	0.936	0.00 - 0.50
5DN-00032	50071	Pb-212	1.61	0.0346	0.102	2.69	0.00 - 0.50
5DN-00032	50071	Pb-214	0.973	0.0303	0.0484	1.7	0.00 - 0.50
5DN-00032	50071	Pm-147	2.13 U	6.99	2.1	17.5	0.00 - 0.50
5DN-00032	50071	Pu-238	-0.0048 UJ	0.026	0.0047	0.0415	0.00 - 0.50
5DN-00032	50071	Pu-239/240	0.0093 UJ	0.0297	0.0084	0.0404	0.00 - 0.50
5DN-00032	50071	Pu-244	-0.0014 UJ	0.0259	0.0047	0.0313	0.00 - 0.50
5DN-00032	50071	Sb-125	0.0064 U	0.0435	0.0131	0.354	0.00 - 0.50
5DN-00032	50071	Sn-126	0.0001 U	0.0149	0.0043	0.0237	0.00 - 0.50
5DN-00032	50071	Sr-90	0.0207 U	0.208	0.0589	0.485	0.00 - 0.50
5DN-00032	50071	Tc-99	0.252 U	1.09	0.321	1.63	0.00 - 0.50
5DN-00032	50071	Th-228	1.76	0.122	0.148	3.98	0.00 - 0.50
5DN-00032	50071	Th-229	0 U	0.0912	0.0227	0.145	0.00 - 0.50
5DN-00032	50071	Th-230	0.939	0.0563	0.0892	2.2	0.00 - 0.50
5DN-00032	50071	Th-232	1.44	0.0445	0.118	3.1	0.00 - 0.50
5DN-00032	50071	Th-234	1.44	0.261	0.144	3.19	0.00 - 0.50
5DN-00032	50071	Tl-208	0.517	0.0176	0.0294	0.937	0.00 - 0.50
5DN-00032	50071	Tm-171	-7.35 U	12.8	4.85	72.4	0.00 - 0.50

Table A.2
Analytical Results Summary
Subarea 5D, Round 1

Sample Location	Sample ID	Analyte Name	Activity	MDC	TPU	RTL	Sample Depth (feet bgs)
5DN-00032	50071	U-233/234	0.793	0.0605	0.0809	2.02	0.00 - 0.50
5DN-00032	50071	U-235/236	0.0334	0.0518	0.0178	0.151	0.00 - 0.50
5DN-00032	50071	U-238	0.732	0.0465	0.0759	1.8	0.00 - 0.50
5DN-00032	50072	Ac-227	-0.0923 U	0.213	0.0703	0.217	1.00 - 5.00
5DN-00032	50072	Am-241	0.0187	0.0225	0.0086	0.0454	1.00 - 5.00
5DN-00032	50072	Bi-212	1.39	0.215	0.126	2.15	1.00 - 5.00
5DN-00032	50072	Bi-214	1.09	0.0423	0.055	1.59	1.00 - 5.00
5DN-00032	50072	Cd-113m	-43.3 U	145	46.2	3030	1.00 - 5.00
5DN-00032	50072	Cm-243/244	-0.0127 UJ	0.0463	0.01	0.0443	1.00 - 5.00
5DN-00032	50072	Co-60	0.0001 U	0.0272	0.0077	0.028	1.00 - 5.00
5DN-00032	50072	Cs-134	0.0102 U	0.0247	0.0085	0.0864	1.00 - 5.00
5DN-00032	50072	Cs-137	-0.0119 U	0.0254	0.0084	0.207	1.00 - 5.00
5DN-00032	50072	Eu-152	-0.0068 U	0.0563	0.0187	0.0566	1.00 - 5.00
5DN-00032	50072	Eu-154	0.0054 U	0.155	0.0452	0.15	1.00 - 5.00
5DN-00032	50072	Eu-155	0.123 JS	0.0647	0.0294	0.231	1.00 - 5.00
5DN-00032	50072	Ho-166m	0.0037 U	0.0388	0.0111	0.0432	1.00 - 5.00
5DN-00032	50072	K-40	19	0.198	1.06	32.4	1.00 - 5.00
5DN-00032	50072	Na-22	-0.0138 U	0.0327	0.0102	0.037	1.00 - 5.00
5DN-00032	50072	Nb-94	-0.0001 U	0.0217	0.0062	0.0214	1.00 - 5.00
5DN-00032	50072	Ni-59	-0.369 U	3.77	1.07	5.96	1.00 - 5.00
5DN-00032	50072	Ni-63	-0.0107 U	1.15	0.342	4.92	1.00 - 5.00
5DN-00032	50072	Np-236	-0.0129 U	0.0337	0.0105	0.047	1.00 - 5.00
5DN-00032	50072	Np-239	0.0064 U	0.14	0.0427	0.139	1.00 - 5.00
5DN-00032	50072	Pa-231	-0.139 U	0.913	0.286	0.936	1.00 - 5.00
5DN-00032	50072	Pb-212	1.92	0.0438	0.108	2.69	1.00 - 5.00
5DN-00032	50072	Pb-214	1.13	0.0413	0.0538	1.7	1.00 - 5.00
5DN-00032	50072	Pm-147	2.41 U	7.42	2.24	17.5	1.00 - 5.00
5DN-00032	50072	Pu-238	-0.0091 UJ	0.0712	0.0126	0.0415	1.00 - 5.00
5DN-00032	50072	Pu-239/240	0.0044 UJ	0.0618	0.0137	0.0404	1.00 - 5.00
5DN-00032	50072	Pu-244	0.0313	0.0212	0.0158	0.0313	1.00 - 5.00
5DN-00032	50072	Sb-125	0.0042 U	0.0642	0.0187	0.354	1.00 - 5.00
5DN-00032	50072	Sn-126	0.0112 U	0.0257	0.0076	0.0237	1.00 - 5.00
5DN-00032	50072	Sr-90	-0.0548 U	0.289	0.0787	0.485	1.00 - 5.00
5DN-00032	50072	Tc-99	-0.307 U	0.785	0.212	1.63	1.00 - 5.00

Table A.2
Analytical Results Summary
Subarea 5D, Round 1

Sample Location	Sample ID	Analyte Name	Activity	MDC	TPU	RTL	Sample Depth (feet bgs)
5DN-00032	50072	Th-228	1.44	0.0674	0.144	3.98	1.00 - 5.00
5DN-00032	50072	Th-229	0.0149 U	0.0548	0.0149	0.145	1.00 - 5.00
5DN-00032	50072	Th-230	0.765	0.0547	0.0887	2.2	1.00 - 5.00
5DN-00032	50072	Th-232	1.18	0.0688	0.118	3.1	1.00 - 5.00
5DN-00032	50072	Th-234	1.62	0.244	0.142	3.19	1.00 - 5.00
5DN-00032	50072	Tl-208	0.626	0.0282	0.0389	0.937	1.00 - 5.00
5DN-00032	50072	Tm-171	3.52 U	9.66	3.16	72.4	1.00 - 5.00
5DN-00032	50072	U-233/234	0.724	0.0167	0.0827	2.02	1.00 - 5.00
5DN-00032	50072	U-235/236	0.0498	0.0599	0.0231	0.151	1.00 - 5.00
5DN-00032	50072	U-238	0.66	0.0392	0.078	1.8	1.00 - 5.00
5DN-00032	50073	Ac-227	0.015 U	0.196	0.0583	0.217	6.00 - 10.00
5DN-00032	50073	Am-241	0.0111	0.0271	0.0082	0.0454	6.00 - 10.00
5DN-00032	50073	Bi-212	1.14	0.151	0.0949	2.15	6.00 - 10.00
5DN-00032	50073	Bi-214	0.804	0.0299	0.0403	1.59	6.00 - 10.00
5DN-00032	50073	Cd-113m	15.5 U	129	43.3	3030	6.00 - 10.00
5DN-00032	50073	Cm-243/244	-0.0046 UJ	0.0514	0.0129	0.0443	6.00 - 10.00
5DN-00032	50073	Co-60	-0.0001 U	0.0184	0.0055	0.028	6.00 - 10.00
5DN-00032	50073	Cs-134	-0.0038 U	0.0172	0.0059	0.0864	6.00 - 10.00
5DN-00032	50073	Cs-137	0.0026 U	0.0171	0.0056	0.207	6.00 - 10.00
5DN-00032	50073	Eu-152	-0.0209 U	0.0469	0.0184	0.0566	6.00 - 10.00
5DN-00032	50073	Eu-154	-0.047 U	0.101	0.0327	0.15	6.00 - 10.00
5DN-00032	50073	Eu-155	0.0852 JS	0.0708	0.0257	0.231	6.00 - 10.00
5DN-00032	50073	Ho-166m	-0.0015 U	0.0255	0.0074	0.0432	6.00 - 10.00
5DN-00032	50073	K-40	18.5	0.131	1.07	32.4	6.00 - 10.00
5DN-00032	50073	Na-22	-0.003 U	0.0234	0.0071	0.037	6.00 - 10.00
5DN-00032	50073	Nb-94	0.0166 JS	0.0165	0.006	0.0214	6.00 - 10.00
5DN-00032	50073	Ni-59	0.795 U	3.55	0.915	5.96	6.00 - 10.00
5DN-00032	50073	Ni-63	0.359 U	1.22	0.371	4.92	6.00 - 10.00
5DN-00032	50073	Np-236	-0.0187 U	0.0356	0.0127	0.047	6.00 - 10.00
5DN-00032	50073	Np-239	0.0911 J	0.131	0.0438	0.139	6.00 - 10.00
5DN-00032	50073	Pa-231	-0.253 U	0.784	0.244	0.936	6.00 - 10.00
5DN-00032	50073	Pb-212	1.82	0.0381	0.115	2.69	6.00 - 10.00
5DN-00032	50073	Pb-214	0.915	0.0341	0.0479	1.7	6.00 - 10.00
5DN-00032	50073	Pm-147	1.64 U	7.52	2.25	17.5	6.00 - 10.00

Table A.2
Analytical Results Summary
Subarea 5D, Round 1

Sample Location	Sample ID	Analyte Name	Activity	MDC	TPU	RTL	Sample Depth (feet bgs)
5DN-00032	50073	Pu-238	0.0064 U	0.0303	0.008	0.0415	6.00 - 10.00
5DN-00032	50073	Pu-239/240	-0.0026 U	0.0301	0.0061	0.0404	6.00 - 10.00
5DN-00032	50073	Pu-244	0	0.0081	0.003	0.0313	6.00 - 10.00
5DN-00032	50073	Sb-125	0.0069 U	0.0499	0.015	0.354	6.00 - 10.00
5DN-00032	50073	Sn-126	-0.0055 U	0.0165	0.0051	0.0237	6.00 - 10.00
5DN-00032	50073	Sr-90	-0.0056 U	0.196	0.0519	0.485	6.00 - 10.00
5DN-00032	50073	Tc-99	-0.129 U	0.757	0.211	1.63	6.00 - 10.00
5DN-00032	50073	Th-228	1.41	0.0793	0.138	3.98	6.00 - 10.00
5DN-00032	50073	Th-229	0.0139 U	0.0645	0.017	0.145	6.00 - 10.00
5DN-00032	50073	Th-230	0.686	0.051	0.0804	2.2	6.00 - 10.00
5DN-00032	50073	Th-232	0.974	0.0509	0.1	3.1	6.00 - 10.00
5DN-00032	50073	Th-234	1.37 J	0.296	0.138	3.19	6.00 - 10.00
5DN-00032	50073	Tl-208	0.549	0.0201	0.0316	0.937	6.00 - 10.00
5DN-00032	50073	Tm-171	2.39 U	14.6	5.08	72.4	6.00 - 10.00
5DN-00032	50073	U-233/234	0.661	0.0465	0.0771	2.02	6.00 - 10.00
5DN-00032	50073	U-235/236	0.0437	0.0197	0.0181	0.151	6.00 - 10.00
5DN-00032	50073	U-238	0.573	0.0375	0.07	1.8	6.00 - 10.00
5DN-00033	50074	Ac-227	-0.113 UJ	0.181	0.06	0.217	0.00 - 0.50
5DN-00033	50074	Am-241	0.0159	0.0086	0.0071	0.0454	0.00 - 0.50
5DN-00033	50074	Bi-212	1.22	0.138	0.0996	2.15	0.00 - 0.50
5DN-00033	50074	Bi-214	1.03	0.0276	0.0475	1.59	0.00 - 0.50
5DN-00033	50074	Cd-113m	-40.2 U	120	37.7	3030	0.00 - 0.50
5DN-00033	50074	Cm-243/244	-0.0038 UJ	0.0294	0.0052	0.0443	0.00 - 0.50
5DN-00033	50074	Co-60	-0.0016 U	0.0167	0.005	0.028	0.00 - 0.50
5DN-00033	50074	Cs-134	0.0033 U	0.0156	0.0053	0.0864	0.00 - 0.50
5DN-00033	50074	Cs-137	0.0228	0.0173	0.0062	0.207	0.00 - 0.50
5DN-00033	50074	Eu-152	-0.0106 U	0.0443	0.0144	0.0566	0.00 - 0.50
5DN-00033	50074	Eu-154	-0.0706 UJ	0.0906	0.0326	0.15	0.00 - 0.50
5DN-00033	50074	Eu-155	0.113 JS	0.0666	0.0288	0.231	0.00 - 0.50
5DN-00033	50074	Ho-166m	-0.0063 U	0.0239	0.0076	0.0432	0.00 - 0.50
5DN-00033	50074	K-40	18.8	0.128	1.06	32.4	0.00 - 0.50
5DN-00033	50074	Na-22	-0.0051 U	0.0222	0.0068	0.037	0.00 - 0.50
5DN-00033	50074	Nb-94	0.0086 JS	0.0146	0.0047	0.0214	0.00 - 0.50
5DN-00033	50074	Ni-59	1.54 U	5.79	1.6	5.96	0.00 - 0.50

Table A.2
Analytical Results Summary
Subarea 5D, Round 1

Sample Location	Sample ID	Analyte Name	Activity	MDC	TPU	RTL	Sample Depth (feet bgs)
5DN-00033	50074	Ni-63	0.383 U	0.852	0.261	4.92	0.00 - 0.50
5DN-00033	50074	Np-236	-0.0209 U	0.0333	0.0114	0.047	0.00 - 0.50
5DN-00033	50074	Np-239	-0.0156 U	0.121	0.0378	0.139	0.00 - 0.50
5DN-00033	50074	Pa-231	-0.212 U	0.735	0.222	0.936	0.00 - 0.50
5DN-00033	50074	Pb-212	1.81	0.0371	0.106	2.69	0.00 - 0.50
5DN-00033	50074	Pb-214	1.18	0.0297	0.0558	1.7	0.00 - 0.50
5DN-00033	50074	Pm-147	0.332 U	7.11	2.08	17.5	0.00 - 0.50
5DN-00033	50074	Pu-238	-0.0061 UJ	0.0323	0.0057	0.0415	0.00 - 0.50
5DN-00033	50074	Pu-239/240	0.0095 UJ	0.0397	0.0109	0.0404	0.00 - 0.50
5DN-00033	50074	Pu-244	0.0032	0.0087	0.0032	0.0313	0.00 - 0.50
5DN-00033	50074	Sb-125	0.0106 U	0.0477	0.0142	0.354	0.00 - 0.50
5DN-00033	50074	Sn-126	0.0022 U	0.0159	0.0048	0.0237	0.00 - 0.50
5DN-00033	50074	Sr-90	0.0353 U	0.255	0.0713	0.485	0.00 - 0.50
5DN-00033	50074	Tc-99	0.0537 U	0.938	0.269	1.63	0.00 - 0.50
5DN-00033	50074	Th-228	1.7	0.133	0.143	3.98	0.00 - 0.50
5DN-00033	50074	Th-229	0.058	0.0539	0.0219	0.145	0.00 - 0.50
5DN-00033	50074	Th-230	0.793	0.105	0.0824	2.2	0.00 - 0.50
5DN-00033	50074	Th-232	1.3	0.0156	0.107	3.1	0.00 - 0.50
5DN-00033	50074	Th-234	1.6 J	0.253	0.166	3.19	0.00 - 0.50
5DN-00033	50074	Tl-208	0.539	0.0188	0.0301	0.937	0.00 - 0.50
5DN-00033	50074	Tm-171	-1.51 U	14.1	4.71	72.4	0.00 - 0.50
5DN-00033	50074	U-233/234	0.681	0.0935	0.0841	2.02	0.00 - 0.50
5DN-00033	50074	U-235/236	0.0431	0.0195	0.0179	0.151	0.00 - 0.50
5DN-00033	50074	U-238	0.668	0.0157	0.0796	1.8	0.00 - 0.50
5DN-00033	50075	Ac-227	-0.0111 U	0.211	0.0627	0.217	1.00 - 5.00
5DN-00033	50075	Am-241	0.0072 U	0.0232	0.0066	0.0454	1.00 - 5.00
5DN-00033	50075	Bi-212	1.23	0.17	0.116	2.15	1.00 - 5.00
5DN-00033	50075	Bi-214	0.73	0.032	0.0379	1.59	1.00 - 5.00
5DN-00033	50075	Cd-113m	44.2 U	142	42.8	3030	1.00 - 5.00
5DN-00033	50075	Cm-243/244	-0.0116 U	0.035	0.007	0.0443	1.00 - 5.00
5DN-00033	50075	Co-60	-0.0087 U	0.0186	0.0061	0.028	1.00 - 5.00
5DN-00033	50075	Cs-134	0.0004 U	0.0184	0.0062	0.0864	1.00 - 5.00
5DN-00033	50075	Cs-137	0.0054 U	0.0201	0.006	0.207	1.00 - 5.00
5DN-00033	50075	Eu-152	-0.0257 U	0.0519	0.0184	0.0566	1.00 - 5.00

Table A.2
Analytical Results Summary
Subarea 5D, Round 1

Sample Location	Sample ID	Analyte Name	Activity	MDC	TPU	RTL	Sample Depth (feet bgs)
5DN-00033	50075	Eu-154	-0.11 UJ	0.101	0.0411	0.15	1.00 - 5.00
5DN-00033	50075	Eu-155	0.0263 U	0.0805	0.0252	0.231	1.00 - 5.00
5DN-00033	50075	Ho-166m	-0.0026 U	0.0287	0.0086	0.0432	1.00 - 5.00
5DN-00033	50075	K-40	17.8	0.167	1.11	32.4	1.00 - 5.00
5DN-00033	50075	Na-22	-0.0007 U	0.0256	0.0076	0.037	1.00 - 5.00
5DN-00033	50075	Nb-94	-0.0019 U	0.0163	0.0049	0.0214	1.00 - 5.00
5DN-00033	50075	Ni-59	0.0677 U	4.6	1.29	5.96	1.00 - 5.00
5DN-00033	50075	Ni-63	0.193 U	1.26	0.378	4.92	1.00 - 5.00
5DN-00033	50075	Np-236	0.0002 U	0.0398	0.0122	0.047	1.00 - 5.00
5DN-00033	50075	Np-239	-0.0263 U	0.142	0.0426	0.139	1.00 - 5.00
5DN-00033	50075	Pa-231	-0.21 U	0.844	0.28	0.936	1.00 - 5.00
5DN-00033	50075	Pb-212	1.7	0.0417	0.11	2.69	1.00 - 5.00
5DN-00033	50075	Pb-214	0.801	0.0381	0.0427	1.7	1.00 - 5.00
5DN-00033	50075	Pm-147	1.59 U	7.85	2.34	17.5	1.00 - 5.00
5DN-00033	50075	Pu-238	0.0022	0.0059	0.0022	0.0415	1.00 - 5.00
5DN-00033	50075	Pu-239/240	0.0028 U	0.0137	0.0034	0.0404	1.00 - 5.00
5DN-00033	50075	Pu-244	0.0012 U	0.017	0.0038	0.0313	1.00 - 5.00
5DN-00033	50075	Sb-125	-0.0029 U	0.054	0.0165	0.354	1.00 - 5.00
5DN-00033	50075	Sn-126	0.0013 U	0.0185	0.0054	0.0237	1.00 - 5.00
5DN-00033	50075	Sr-90	0.134	0.163	0.0554	0.485	1.00 - 5.00
5DN-00033	50075	Tc-99	-0.345 U	0.789	0.212	1.63	1.00 - 5.00
5DN-00033	50075	Th-228	1.53 J	0.0782	0.16	3.98	1.00 - 5.00
5DN-00033	50075	Th-229	0.0259	0.0636	0.0194	0.145	1.00 - 5.00
5DN-00033	50075	Th-230	0.698	0.0234	0.0888	2.2	1.00 - 5.00
5DN-00033	50075	Th-232	1.07	0.0233	0.117	3.1	1.00 - 5.00
5DN-00033	50075	Th-234	1.28 J	0.323	0.156	3.19	1.00 - 5.00
5DN-00033	50075	Tl-208	0.526	0.0218	0.0308	0.937	1.00 - 5.00
5DN-00033	50075	Tm-171	-13 U	20.2	7.62	72.4	1.00 - 5.00
5DN-00033	50075	U-233/234	0.733	0.0523	0.0864	2.02	1.00 - 5.00
5DN-00033	50075	U-235/236	0.021 UJ	0.0647	0.0185	0.151	1.00 - 5.00
5DN-00033	50075	U-238	0.758	0.0423	0.0881	1.8	1.00 - 5.00
5DN-00033	50076	Ac-227	-0.166 UJ	0.228	0.0801	0.217	7.50 - 11.50
5DN-00033	50076	Am-241	0.0007 U	0.0153	0.003	0.0454	7.50 - 11.50
5DN-00033	50076	Bi-212	1.21	0.193	0.116	2.15	7.50 - 11.50

Table A.2
Analytical Results Summary
Subarea 5D, Round 1

Sample Location	Sample ID	Analyte Name	Activity	MDC	TPU	RTL	Sample Depth (feet bgs)
5DN-00033	50076	Bi-214	1.02	0.0362	0.0537	1.59	7.50 - 11.50
5DN-00033	50076	Cd-113m	-117 UJ	159	56	3030	7.50 - 11.50
5DN-00033	50076	Cm-243/244	-0.0086 U	0.0336	0.0068	0.0443	7.50 - 11.50
5DN-00033	50076	Co-60	-0.0044 U	0.0239	0.007	0.028	7.50 - 11.50
5DN-00033	50076	Cs-134	-0.003 U	0.0208	0.0072	0.0864	7.50 - 11.50
5DN-00033	50076	Cs-137	0.0084 U	0.0229	0.0069	0.207	7.50 - 11.50
5DN-00033	50076	Eu-152	0.0022 U	0.0576	0.0198	0.0566	7.50 - 11.50
5DN-00033	50076	Eu-154	0.0677 J	0.132	0.0403	0.15	7.50 - 11.50
5DN-00033	50076	Eu-155	0.102 JS	0.085	0.0288	0.231	7.50 - 11.50
5DN-00033	50076	Ho-166m	-0.0027 U	0.0325	0.0098	0.0432	7.50 - 11.50
5DN-00033	50076	K-40	21.2	0.164	1.35	32.4	7.50 - 11.50
5DN-00033	50076	Na-22	-0.0002 U	0.0287	0.0085	0.037	7.50 - 11.50
5DN-00033	50076	Nb-94	0.0081 U	0.0187	0.0057	0.0214	7.50 - 11.50
5DN-00033	50076	Ni-59	-1.13 U	5.56	1.59	5.96	7.50 - 11.50
5DN-00033	50076	Ni-63	0.119 U	1.3	0.388	4.92	7.50 - 11.50
5DN-00033	50076	Np-236	0.0112 U	0.0444	0.0137	0.047	7.50 - 11.50
5DN-00033	50076	Np-239	0.0856 J	0.161	0.0509	0.139	7.50 - 11.50
5DN-00033	50076	Pa-231	-0.465 U	0.946	0.331	0.936	7.50 - 11.50
5DN-00033	50076	Pb-212	1.95	0.0479	0.119	2.69	7.50 - 11.50
5DN-00033	50076	Pb-214	1.17	0.0413	0.057	1.7	7.50 - 11.50
5DN-00033	50076	Pm-147	0.341 U	7.34	2.16	17.5	7.50 - 11.50
5DN-00033	50076	Pu-238	0.0163 UJ	0.0814	0.0227	0.0415	7.50 - 11.50
5DN-00033	50076	Pu-239/240	-0.0088 UJ	0.0468	0.0082	0.0404	7.50 - 11.50
5DN-00033	50076	Pu-244	0.0573	0.0297	0.0175	0.0313	7.50 - 11.50
5DN-00033	50076	Sb-125	0.0111 U	0.0615	0.0178	0.354	7.50 - 11.50
5DN-00033	50076	Sn-126	0.0065 U	0.0216	0.0065	0.0237	7.50 - 11.50
5DN-00033	50076	Sr-90	0.0396 U	0.164	0.0471	0.485	7.50 - 11.50
5DN-00033	50076	Tc-99	0.0272 U	0.845	0.243	1.63	7.50 - 11.50
5DN-00033	50076	Th-228	1.45	0.149	0.145	3.98	7.50 - 11.50
5DN-00033	50076	Th-229	0.0279	0.0647	0.0198	0.145	7.50 - 11.50
5DN-00033	50076	Th-230	0.82	0.0512	0.0898	2.2	7.50 - 11.50
5DN-00033	50076	Th-232	1.03	0.051	0.104	3.1	7.50 - 11.50
5DN-00033	50076	Th-234	1.47 J	0.355	0.18	3.19	7.50 - 11.50
5DN-00033	50076	Tl-208	0.585	0.0236	0.0341	0.937	7.50 - 11.50

Table A.2
Analytical Results Summary
Subarea 5D, Round 1

Sample Location	Sample ID	Analyte Name	Activity	MDC	TPU	RTL	Sample Depth (feet bgs)
5DN-00033	50076	Tm-171	-7.7 U	22.4	7.75	72.4	7.50 - 11.50
5DN-00033	50076	U-233/234	0.684	0.0435	0.0944	2.02	7.50 - 11.50
5DN-00033	50076	U-235/236	0.0479	0.0186	0.0187	0.151	7.50 - 11.50
5DN-00033	50076	U-238	0.756	0.0618	0.102	1.8	7.50 - 11.50
5DN-00034	50077	Ac-227	0.0488 U	0.229	0.0684	0.217	0.00 - 0.50
5DN-00034	50077	Am-241	-0.0048 U	0.0354	0.0077	0.0454	0.00 - 0.50
5DN-00034	50077	Bi-212	0.938 J	0.188	0.107	2.15	0.00 - 0.50
5DN-00034	50077	Bi-214	0.944	0.0349	0.0468	1.59	0.00 - 0.50
5DN-00034	50077	Cd-113m	-73.6 U	147	47.9	3030	0.00 - 0.50
5DN-00034	50077	Cm-243/244	-0.0057 U	0.0344	0.0071	0.0443	0.00 - 0.50
5DN-00034	50077	Co-60	-0.001 U	0.021	0.0062	0.028	0.00 - 0.50
5DN-00034	50077	Cs-134	0.0036 U	0.0204	0.0069	0.0864	0.00 - 0.50
5DN-00034	50077	Cs-137	0.0306	0.0213	0.0077	0.207	0.00 - 0.50
5DN-00034	50077	Eu-152	-0.0197 U	0.0554	0.02	0.0566	0.00 - 0.50
5DN-00034	50077	Eu-154	-0.111 UJ	0.104	0.042	0.15	0.00 - 0.50
5DN-00034	50077	Eu-155	0.0979 JS	0.0813	0.0341	0.231	0.00 - 0.50
5DN-00034	50077	Ho-166m	0.0115 U	0.0304	0.0092	0.0432	0.00 - 0.50
5DN-00034	50077	K-40	19.2	0.147	1.19	32.4	0.00 - 0.50
5DN-00034	50077	Na-22	-0.0099 UJ	0.0265	0.0084	0.037	0.00 - 0.50
5DN-00034	50077	Nb-94	0.0149 JS	0.0185	0.0063	0.0214	0.00 - 0.50
5DN-00034	50077	Ni-59	-2.91 U	6.56	2.03	5.96	0.00 - 0.50
5DN-00034	50077	Ni-63	-0.801 U	1.43	0.416	4.92	0.00 - 0.50
5DN-00034	50077	Np-236	-0.015 U	0.0415	0.0134	0.047	0.00 - 0.50
5DN-00034	50077	Np-239	-0.0449 U	0.143	0.044	0.139	0.00 - 0.50
5DN-00034	50077	Pa-231	-0.195 U	0.878	0.29	0.936	0.00 - 0.50
5DN-00034	50077	Pb-212	1.8	0.0456	0.117	2.69	0.00 - 0.50
5DN-00034	50077	Pb-214	1.06	0.0393	0.0518	1.7	0.00 - 0.50
5DN-00034	50077	Pm-147	-0.52 U	8.38	2.44	17.5	0.00 - 0.50
5DN-00034	50077	Pu-238	-0.0131 U	0.0445	0.0089	0.0415	0.00 - 0.50
5DN-00034	50077	Pu-239/240	0.0026 U	0.0281	0.0066	0.0404	0.00 - 0.50
5DN-00034	50077	Pu-244	0.0062	0.0084	0.0044	0.0313	0.00 - 0.50
5DN-00034	50077	Sb-125	0.0044 U	0.0576	0.0175	0.354	0.00 - 0.50
5DN-00034	50077	Sn-126	0.0023 UJ	0.0194	0.0057	0.0237	0.00 - 0.50
5DN-00034	50077	Sr-90	0.185	0.228	0.0774	0.485	0.00 - 0.50

Table A.2
Analytical Results Summary
Subarea 5D, Round 1

Sample Location	Sample ID	Analyte Name	Activity	MDC	TPU	RTL	Sample Depth (feet bgs)
5DN-00034	50077	Tc-99	-0.19 U	1.15	0.337	1.63	0.00 - 0.50
5DN-00034	50077	Th-228	1.53	0.0958	0.124	3.98	0.00 - 0.50
5DN-00034	50077	Th-229	0.0475	0.0441	0.0181	0.145	0.00 - 0.50
5DN-00034	50077	Th-230	0.76	0.0746	0.0732	2.2	0.00 - 0.50
5DN-00034	50077	Th-232	1.26	0.0134	0.0979	3.1	0.00 - 0.50
5DN-00034	50077	Th-234	1.36 J	0.406	0.364	3.19	0.00 - 0.50
5DN-00034	50077	Tl-208	0.549	0.0223	0.0325	0.937	0.00 - 0.50
5DN-00034	50077	Tm-171	-19.7 UJ	21.6	8.18	72.4	0.00 - 0.50
5DN-00034	50077	U-233/234	0.537	0.0819	0.0867	2.02	0.00 - 0.50
5DN-00034	50077	U-235/236	0.0298	0.0578	0.0195	0.151	0.00 - 0.50
5DN-00034	50077	U-238	0.6	0.0577	0.0921	1.8	0.00 - 0.50
5DN-00034	50078	Ac-227	0.0053 U	0.171	0.0495	0.217	1.00 - 5.00
5DN-00034	50078	Am-241	-0.0001 U	0.0372	0.0081	0.0454	1.00 - 5.00
5DN-00034	50078	Bi-212	0.941	0.143	0.08	2.15	1.00 - 5.00
5DN-00034	50078	Bi-214	0.842	0.0278	0.0407	1.59	1.00 - 5.00
5DN-00034	50078	Cd-113m	77.5 J	118	37.9	3030	1.00 - 5.00
5DN-00034	50078	Cm-243/244	-0.0041 U	0.0492	0.0111	0.0443	1.00 - 5.00
5DN-00034	50078	Co-60	-0.0027 U	0.0161	0.0049	0.028	1.00 - 5.00
5DN-00034	50078	Cs-134	-0.0009 U	0.0153	0.0053	0.0864	1.00 - 5.00
5DN-00034	50078	Cs-137	-0.0103 U	0.0155	0.0055	0.207	1.00 - 5.00
5DN-00034	50078	Eu-152	-0.0208 U	0.0429	0.0155	0.0566	1.00 - 5.00
5DN-00034	50078	Eu-154	-0.01 U	0.0889	0.0303	0.15	1.00 - 5.00
5DN-00034	50078	Eu-155	0.118 J	0.0626	0.0325	0.231	1.00 - 5.00
5DN-00034	50078	Ho-166m	-0.0046 U	0.024	0.0075	0.0432	1.00 - 5.00
5DN-00034	50078	K-40	16.6	0.111	0.94	32.4	1.00 - 5.00
5DN-00034	50078	Na-22	-0.0004 U	0.0204	0.006	0.037	1.00 - 5.00
5DN-00034	50078	Nb-94	0.0073 SJ	0.0145	0.0046	0.0214	1.00 - 5.00
5DN-00034	50078	Ni-59	-3.19 UJ	4.27	1.51	5.96	1.00 - 5.00
5DN-00034	50078	Ni-63	0.24 U	1.33	0.4	4.92	1.00 - 5.00
5DN-00034	50078	Np-236	-0.0118 U	0.0321	0.0113	0.047	1.00 - 5.00
5DN-00034	50078	Np-239	-0.0766 U	0.113	0.0403	0.139	1.00 - 5.00
5DN-00034	50078	Pa-231	0.069 U	0.716	0.208	0.936	1.00 - 5.00
5DN-00034	50078	Pb-212	1.59	0.0349	0.0939	2.69	1.00 - 5.00
5DN-00034	50078	Pb-214	0.89	0.0306	0.0431	1.7	1.00 - 5.00

Table A.2
Analytical Results Summary
Subarea 5D, Round 1

Sample Location	Sample ID	Analyte Name	Activity	MDC	TPU	RTL	Sample Depth (feet bgs)
5DN-00034	50078	Pm-147	1.29 U	6.69	2	17.5	1.00 - 5.00
5DN-00034	50078	Pu-238	-0.0485 U	0.127	0.03	0.0415	1.00 - 5.00
5DN-00034	50078	Pu-239/240	-0.023 U	0.0902	0.02	0.0404	1.00 - 5.00
5DN-00034	50078	Pu-244	-0.0024 U	0.0485	0.0096	0.0313	1.00 - 5.00
5DN-00034	50078	Sb-125	0.0309 J	0.0464	0.0151	0.354	1.00 - 5.00
5DN-00034	50078	Sn-126	0.0016 U	0.0151	0.0045	0.0237	1.00 - 5.00
5DN-00034	50078	Sr-90	0.137 U	0.326	0.099	0.485	1.00 - 5.00
5DN-00034	50078	Tc-99	0.29 U	1.06	0.319	1.63	1.00 - 5.00
5DN-00034	50078	Th-228	1.32	0.149	0.14	3.98	1.00 - 5.00
5DN-00034	50078	Th-229	-0.0075 U	0.0694	0.0129	0.145	1.00 - 5.00
5DN-00034	50078	Th-230	0.722	0.0548	0.0858	2.2	1.00 - 5.00
5DN-00034	50078	Th-232	1.09	0.0201	0.111	3.1	1.00 - 5.00
5DN-00034	50078	Th-234	1.4	0.254	0.14	3.19	1.00 - 5.00
5DN-00034	50078	Tl-208	0.512	0.0178	0.0285	0.937	1.00 - 5.00
5DN-00034	50078	Tm-171	-5.23 U	12.8	4.49	72.4	1.00 - 5.00
5DN-00034	50078	U-233/234	0.7	0.0431	0.0808	2.02	1.00 - 5.00
5DN-00034	50078	U-235/236	0.0695	0.0431	0.0235	0.151	1.00 - 5.00
5DN-00034	50078	U-238	0.665	0.0431	0.078	1.8	1.00 - 5.00
5DN-00034	50079	Ac-227	-0.146 UJ	0.199	0.0721	0.217	5.00 - 7.00
5DN-00034	50079	Am-241	0.0091 U	0.029	0.0083	0.0454	5.00 - 7.00
5DN-00034	50079	Bi-212	0.897	0.158	0.0886	2.15	5.00 - 7.00
5DN-00034	50079	Bi-214	0.681	0.0308	0.0344	1.59	5.00 - 7.00
5DN-00034	50079	Cd-113m	-27.1 U	136	44.4	3030	5.00 - 7.00
5DN-00034	50079	Cm-243/244	0.01 U	0.0314	0.009	0.0443	5.00 - 7.00
5DN-00034	50079	Co-60	-0.0057 U	0.0199	0.0061	0.028	5.00 - 7.00
5DN-00034	50079	Cs-134	-0.0024 U	0.0174	0.0059	0.0864	5.00 - 7.00
5DN-00034	50079	Cs-137	0.0012 U	0.0173	0.0058	0.207	5.00 - 7.00
5DN-00034	50079	Eu-152	-0.0068 U	0.0498	0.0181	0.0566	5.00 - 7.00
5DN-00034	50079	Eu-154	0.0448 U	0.111	0.034	0.15	5.00 - 7.00
5DN-00034	50079	Eu-155	0.0626 JS	0.0791	0.0275	0.231	5.00 - 7.00
5DN-00034	50079	Ho-166m	0.0066 U	0.0278	0.0082	0.0432	5.00 - 7.00
5DN-00034	50079	K-40	17.7	0.145	1.11	32.4	5.00 - 7.00
5DN-00034	50079	Na-22	0.0029 U	0.0252	0.0073	0.037	5.00 - 7.00
5DN-00034	50079	Nb-94	0.0038 U	0.0161	0.0047	0.0214	5.00 - 7.00

Table A.2
Analytical Results Summary
Subarea 5D, Round 1

Sample Location	Sample ID	Analyte Name	Activity	MDC	TPU	RTL	Sample Depth (feet bgs)
5DN-00034	50079	Ni-59	-4.03 UJ	4.12	1.62	5.96	5.00 - 7.00
5DN-00034	50079	Ni-63	-0.404 U	1.22	0.362	4.92	5.00 - 7.00
5DN-00034	50079	Np-236	0.0192 U	0.0408	0.0132	0.047	5.00 - 7.00
5DN-00034	50079	Np-239	-0.0219 UJ	0.139	0.0431	0.139	5.00 - 7.00
5DN-00034	50079	Pa-231	-0.305 U	0.83	0.28	0.936	5.00 - 7.00
5DN-00034	50079	Pb-212	1.53	0.0408	0.102	2.69	5.00 - 7.00
5DN-00034	50079	Pb-214	0.765	0.0335	0.0416	1.7	5.00 - 7.00
5DN-00034	50079	Pm-147	0.585 U	6.05	1.78	17.5	5.00 - 7.00
5DN-00034	50079	Pu-238	-0.0032 U	0.0173	0.0031	0.0415	5.00 - 7.00
5DN-00034	50079	Pu-239/240	0.0022	0.0059	0.0022	0.0404	5.00 - 7.00
5DN-00034	50079	Pu-244	0.0087	0.0059	0.0044	0.0313	5.00 - 7.00
5DN-00034	50079	Sb-125	0.005 U	0.0521	0.0155	0.354	5.00 - 7.00
5DN-00034	50079	Sn-126	0.0012 U	0.0182	0.0053	0.0237	5.00 - 7.00
5DN-00034	50079	Sr-90	0.0402 U	0.287	0.0781	0.485	5.00 - 7.00
5DN-00034	50079	Tc-99	0.338 U	1.13	0.339	1.63	5.00 - 7.00
5DN-00034	50079	Th-228	1.52	0.0764	0.143	3.98	5.00 - 7.00
5DN-00034	50079	Th-229	0.0545	0.0633	0.0238	0.145	5.00 - 7.00
5DN-00034	50079	Th-230	0.904	0.0632	0.095	2.2	5.00 - 7.00
5DN-00034	50079	Th-232	1.14	0.0184	0.109	3.1	5.00 - 7.00
5DN-00034	50079	Th-234	1.44 J	0.413	0.377	3.19	5.00 - 7.00
5DN-00034	50079	Tl-208	0.472	0.02	0.0276	0.937	5.00 - 7.00
5DN-00034	50079	Tm-171	-18.7 UJ	23.1	8.22	72.4	5.00 - 7.00
5DN-00034	50079	U-233/234	0.749	0.0146	0.0916	2.02	5.00 - 7.00
5DN-00034	50079	U-235/236	0.0569	0.0425	0.0201	0.151	5.00 - 7.00
5DN-00034	50079	U-238	0.706	0.0343	0.0877	1.8	5.00 - 7.00
5DN-00035	50080	Ac-227	-0.0127 U	0.267	0.0787	0.217	0.00 - 0.50
5DN-00035	50080	Am-241	0.0071 UJ	0.0335	0.0089	0.0454	0.00 - 0.50
5DN-00035	50080	Bi-212	1.04 J	0.272	0.139	2.15	0.00 - 0.50
5DN-00035	50080	Bi-214	1.13	0.0476	0.0599	1.59	0.00 - 0.50
5DN-00035	50080	Cd-113m	-101 U	170	56.7	3030	0.00 - 0.50
5DN-00035	50080	Cm-243/244	0.0116 UJ	0.0373	0.0106	0.0443	0.00 - 0.50
5DN-00035	50080	Co-60	-0.0091 U	0.0286	0.0088	0.028	0.00 - 0.50
5DN-00035	50080	Cs-134	-0.0122 U	0.0278	0.01	0.0864	0.00 - 0.50
5DN-00035	50080	Cs-137	0.0112 U	0.0277	0.0093	0.207	0.00 - 0.50

Table A.2
Analytical Results Summary
Subarea 5D, Round 1

Sample Location	Sample ID	Analyte Name	Activity	MDC	TPU	RTL	Sample Depth (feet bgs)
5DN-00035	50080	Eu-152	-0.0063 U	0.0679	0.0232	0.0566	0.00 - 0.50
5DN-00035	50080	Eu-154	0.0163 U	0.164	0.0486	0.15	0.00 - 0.50
5DN-00035	50080	Eu-155	0.121 JS	0.0926	0.0388	0.231	0.00 - 0.50
5DN-00035	50080	Ho-166m	-0.0118 U	0.0414	0.0126	0.0432	0.00 - 0.50
5DN-00035	50080	K-40	18.3	0.21	1.07	32.4	0.00 - 0.50
5DN-00035	50080	Na-22	-0.036 UJ	0.0333	0.0136	0.037	0.00 - 0.50
5DN-00035	50080	Nb-94	0.0175 JS	0.0263	0.0084	0.0214	0.00 - 0.50
5DN-00035	50080	Ni-59	-2.69 UJ	3.84	1.34	5.96	0.00 - 0.50
5DN-00035	50080	Ni-63	-0.349 U	1.44	0.425	4.92	0.00 - 0.50
5DN-00035	50080	Np-236	-0.0071 U	0.0462	0.015	0.047	0.00 - 0.50
5DN-00035	50080	Np-239	-0.0418 U	0.173	0.0522	0.139	0.00 - 0.50
5DN-00035	50080	Pa-231	0.262 U	1.1	0.37	0.936	0.00 - 0.50
5DN-00035	50080	Pb-212	1.98	0.0534	0.117	2.69	0.00 - 0.50
5DN-00035	50080	Pb-214	1.19	0.0493	0.0589	1.7	0.00 - 0.50
5DN-00035	50080	Pm-147	-0.619 U	7.67	2.25	17.5	0.00 - 0.50
5DN-00035	50080	Pu-238	-0.0004 U	0.0248	0.0052	0.0415	0.00 - 0.50
5DN-00035	50080	Pu-239/240	-0.0012 U	0.0215	0.0039	0.0404	0.00 - 0.50
5DN-00035	50080	Pu-244	0.0082	0.0074	0.0047	0.0313	0.00 - 0.50
5DN-00035	50080	Sb-125	0.0098 U	0.0772	0.0231	0.354	0.00 - 0.50
5DN-00035	50080	Sn-126	0.0013 UJ	0.0273	0.0079	0.0237	0.00 - 0.50
5DN-00035	50080	Sr-90	0.146 U	0.29	0.0896	0.485	0.00 - 0.50
5DN-00035	50080	Tc-99	-0.362 U	1.17	0.339	1.63	0.00 - 0.50
5DN-00035	50080	Th-228	1.81	0.132	0.147	3.98	0.00 - 0.50
5DN-00035	50080	Th-229	0.0164	0.0148	0.0095	0.145	0.00 - 0.50
5DN-00035	50080	Th-230	0.967	0.0508	0.0871	2.2	0.00 - 0.50
5DN-00035	50080	Th-232	1.24	0.0401	0.102	3.1	0.00 - 0.50
5DN-00035	50080	Th-234	1.54 J	0.363	0.187	3.19	0.00 - 0.50
5DN-00035	50080	Tl-208	0.628	0.0317	0.0394	0.937	0.00 - 0.50
5DN-00035	50080	Tm-171	-14.2 U	18.6	7.23	72.4	0.00 - 0.50
5DN-00035	50080	U-233/234	0.713	0.0759	0.0959	2.02	0.00 - 0.50
5DN-00035	50080	U-235/236	0.0607	0.0206	0.022	0.151	0.00 - 0.50
5DN-00035	50080	U-238	0.825	0.0759	0.106	1.8	0.00 - 0.50
5DN-00035	50081	Ac-227	0.0519 U	0.182	0.0544	0.217	1.00 - 5.00
5DN-00035	50081	Am-241	0.0117	0.0063	0.0053	0.0454	1.00 - 5.00

Table A.2
Analytical Results Summary
Subarea 5D, Round 1

Sample Location	Sample ID	Analyte Name	Activity	MDC	TPU	RTL	Sample Depth (feet bgs)
5DN-00035	50081	Bi-212	1.01	0.164	0.0976	2.15	1.00 - 5.00
5DN-00035	50081	Bi-214	0.878	0.0295	0.043	1.59	1.00 - 5.00
5DN-00035	50081	Cd-113m	30.3 U	126	38.7	3030	1.00 - 5.00
5DN-00035	50081	Cm-243/244	-0.0059 U	0.0326	0.007	0.0443	1.00 - 5.00
5DN-00035	50081	Co-60	0.006 U	0.0191	0.0056	0.028	1.00 - 5.00
5DN-00035	50081	Cs-134	0.0045 U	0.0181	0.006	0.0864	1.00 - 5.00
5DN-00035	50081	Cs-137	-0.0155 UJ	0.0171	0.0064	0.207	1.00 - 5.00
5DN-00035	50081	Eu-152	-0.0155 U	0.0466	0.0157	0.0566	1.00 - 5.00
5DN-00035	50081	Eu-154	-0.0019 U	0.105	0.0301	0.15	1.00 - 5.00
5DN-00035	50081	Eu-155	0.0748 JS	0.065	0.0277	0.231	1.00 - 5.00
5DN-00035	50081	Ho-166m	0.004 U	0.0277	0.0081	0.0432	1.00 - 5.00
5DN-00035	50081	K-40	16.8	0.134	0.917	32.4	1.00 - 5.00
5DN-00035	50081	Na-22	0.0025 U	0.0227	0.0066	0.037	1.00 - 5.00
5DN-00035	50081	Nb-94	0.0018 U	0.0161	0.0047	0.0214	1.00 - 5.00
5DN-00035	50081	Ni-59	-0.3 U	4.56	1.29	5.96	1.00 - 5.00
5DN-00035	50081	Ni-63	0.186 U	1.27	0.383	4.92	1.00 - 5.00
5DN-00035	50081	Np-236	-0.0232 UJ	0.0328	0.0116	0.047	1.00 - 5.00
5DN-00035	50081	Np-239	-0.0218 U	0.12	0.0358	0.139	1.00 - 5.00
5DN-00035	50081	Pa-231	-0.057 U	0.759	0.225	0.936	1.00 - 5.00
5DN-00035	50081	Pb-212	1.69	0.036	0.0977	2.69	1.00 - 5.00
5DN-00035	50081	Pb-214	0.9	0.0327	0.0448	1.7	1.00 - 5.00
5DN-00035	50081	Pm-147	0.23 U	8.42	2.48	17.5	1.00 - 5.00
5DN-00035	50081	Pu-238	-0.003 U	0.0164	0.003	0.0415	1.00 - 5.00
5DN-00035	50081	Pu-239/240	-0.0003 U	0.0187	0.0039	0.0404	1.00 - 5.00
5DN-00035	50081	Pu-244	0.0047	0.0132	0.0039	0.0313	1.00 - 5.00
5DN-00035	50081	Sb-125	-0.0037 U	0.0481	0.0146	0.354	1.00 - 5.00
5DN-00035	50081	Sn-126	0.0017 U	0.0177	0.0052	0.0237	1.00 - 5.00
5DN-00035	50081	Sr-90	-0.0167 U	0.196	0.0515	0.485	1.00 - 5.00
5DN-00035	50081	Tc-99	-0.0113 U	0.769	0.219	1.63	1.00 - 5.00
5DN-00035	50081	Th-228	1.41 J	0.116	0.153	3.98	1.00 - 5.00
5DN-00035	50081	Th-229	0.0439	0.0945	0.0292	0.145	1.00 - 5.00
5DN-00035	50081	Th-230	0.657	0.0237	0.0861	2.2	1.00 - 5.00
5DN-00035	50081	Th-232	0.917	0.0237	0.106	3.1	1.00 - 5.00
5DN-00035	50081	Th-234	1.57	0.265	0.156	3.19	1.00 - 5.00

Table A.2
Analytical Results Summary
Subarea 5D, Round 1

Sample Location	Sample ID	Analyte Name	Activity	MDC	TPU	RTL	Sample Depth (feet bgs)
5DN-00035	50081	Tl-208	0.552	0.0201	0.0318	0.937	1.00 - 5.00
5DN-00035	50081	Tm-171	-8.19 U	12.7	4.7	72.4	1.00 - 5.00
5DN-00035	50081	U-233/234	0.339 J	0.28	0.108	2.02	1.00 - 5.00
5DN-00035	50081	U-235/236	0.0415 UJ	0.153	0.0417	0.151	1.00 - 5.00
5DN-00035	50081	U-238	0.655 J	0.181	0.126	1.8	1.00 - 5.00
5DN-00035	50082	Ac-227	-0.044 U	0.173	0.0543	0.217	6.00 - 10.00
5DN-00035	50082	Am-241	0.0056 U	0.0172	0.0049	0.0454	6.00 - 10.00
5DN-00035	50082	Bi-212	0.96	0.154	0.0823	2.15	6.00 - 10.00
5DN-00035	50082	Bi-214	0.743	0.0279	0.0377	1.59	6.00 - 10.00
5DN-00035	50082	Cd-113m	22.2 U	119	36.3	3030	6.00 - 10.00
5DN-00035	50082	Cm-243/244	0.0019 U	0.0202	0.0048	0.0443	6.00 - 10.00
5DN-00035	50082	Co-60	0.0029 U	0.0186	0.0055	0.028	6.00 - 10.00
5DN-00035	50082	Cs-134	0.003 U	0.0164	0.0056	0.0864	6.00 - 10.00
5DN-00035	50082	Cs-137	-0.0114 U	0.0162	0.0058	0.207	6.00 - 10.00
5DN-00035	50082	Eu-152	0.0154 U	0.045	0.0142	0.0566	6.00 - 10.00
5DN-00035	50082	Eu-154	-0.0185 U	0.0944	0.0283	0.15	6.00 - 10.00
5DN-00035	50082	Eu-155	0.0952 JS	0.063	0.0322	0.231	6.00 - 10.00
5DN-00035	50082	Ho-166m	-0.0146 U	0.0238	0.0083	0.0432	6.00 - 10.00
5DN-00035	50082	K-40	19.4	0.129	1.11	32.4	6.00 - 10.00
5DN-00035	50082	Na-22	0.0042 U	0.0221	0.0075	0.037	6.00 - 10.00
5DN-00035	50082	Nb-94	0.0036 U	0.0147	0.0044	0.0214	6.00 - 10.00
5DN-00035	50082	Ni-59	-0.0916 U	3.72	1	5.96	6.00 - 10.00
5DN-00035	50082	Ni-63	0.991	1.19	0.378	4.92	6.00 - 10.00
5DN-00035	50082	Np-236	-0.0002 U	0.0328	0.0096	0.047	6.00 - 10.00
5DN-00035	50082	Np-239	-0.0129 U	0.117	0.0358	0.139	6.00 - 10.00
5DN-00035	50082	Pa-231	-0.215 U	0.703	0.225	0.936	6.00 - 10.00
5DN-00035	50082	Pb-212	1.68	0.0359	0.101	2.69	6.00 - 10.00
5DN-00035	50082	Pb-214	0.798	0.0303	0.0406	1.7	6.00 - 10.00
5DN-00035	50082	Pm-147	0.379 U	8.15	2.4	17.5	6.00 - 10.00
5DN-00035	50082	Pu-238	0.0006 U	0.0143	0.0028	0.0415	6.00 - 10.00
5DN-00035	50082	Pu-239/240	0.0089	0.0061	0.0045	0.0404	6.00 - 10.00
5DN-00035	50082	Pu-244	0	0.0061	0.0022	0.0313	6.00 - 10.00
5DN-00035	50082	Sb-125	0.0078 U	0.0465	0.0136	0.354	6.00 - 10.00
5DN-00035	50082	Sn-126	-0.0056 U	0.0158	0.0051	0.0237	6.00 - 10.00

Table A.2
Analytical Results Summary
Subarea 5D, Round 1

Sample Location	Sample ID	Analyte Name	Activity	MDC	TPU	RTL	Sample Depth (feet bgs)
5DN-00035	50082	Sr-90	-0.106 U	0.349	0.0902	0.485	6.00 - 10.00
5DN-00035	50082	Tc-99	-0.0916 U	0.811	0.228	1.63	6.00 - 10.00
5DN-00035	50082	Th-228	1.45	0.0977	0.146	3.98	6.00 - 10.00
5DN-00035	50082	Th-229	0.0443	0.0795	0.0257	0.145	6.00 - 10.00
5DN-00035	50082	Th-230	0.714	0.02	0.0841	2.2	6.00 - 10.00
5DN-00035	50082	Th-232	1.26	0.0199	0.122	3.1	6.00 - 10.00
5DN-00035	50082	Th-234	1.42 J	0.267	0.147	3.19	6.00 - 10.00
5DN-00035	50082	Tl-208	0.504	0.0185	0.0293	0.937	6.00 - 10.00
5DN-00035	50082	Tm-171	11.3 J	14.7	5.6	72.4	6.00 - 10.00
5DN-00035	50082	U-233/234	0.633	0.0492	0.0767	2.02	6.00 - 10.00
5DN-00035	50082	U-235/236	0.0506	0.0609	0.0234	0.151	6.00 - 10.00
5DN-00035	50082	U-238	0.631	0.0169	0.0759	1.8	6.00 - 10.00
5DN-00036	50083	Ac-227	-0.0427 U	0.132	0.0404	0.217	0.00 - 0.50
5DN-00036	50083	Am-241	0.0121	0.0146	0.0059	0.0454	0.00 - 0.50
5DN-00036	50083	Bi-212	1.29	0.111	0.0859	2.15	0.00 - 0.50
5DN-00036	50083	Bi-214	0.98	0.0205	0.0435	1.59	0.00 - 0.50
5DN-00036	50083	Cd-113m	11.9 U	88.8	26.2	3030	0.00 - 0.50
5DN-00036	50083	Cm-243/244	0.0053	0.0149	0.0044	0.0443	0.00 - 0.50
5DN-00036	50083	Co-60	0.0012 U	0.0136	0.0039	0.028	0.00 - 0.50
5DN-00036	50083	Cs-134	0.001 U	0.0124	0.0043	0.0864	0.00 - 0.50
5DN-00036	50083	Cs-137	0.0277	0.0114	0.0051	0.207	0.00 - 0.50
5DN-00036	50083	Eu-152	-0.0063 U	0.0338	0.0106	0.0566	0.00 - 0.50
5DN-00036	50083	Eu-154	-0.0214 U	0.0686	0.0214	0.15	0.00 - 0.50
5DN-00036	50083	Eu-155	0.084 JS	0.0471	0.0205	0.231	0.00 - 0.50
5DN-00036	50083	Ho-166m	-0.002 U	0.0187	0.0055	0.0432	0.00 - 0.50
5DN-00036	50083	K-40	20.2	0.0899	1.13	32.4	0.00 - 0.50
5DN-00036	50083	Na-22	0.0132 J	0.0167	0.0057	0.037	0.00 - 0.50
5DN-00036	50083	Nb-94	0.0035 U	0.0108	0.0032	0.0214	0.00 - 0.50
5DN-00036	50083	Ni-59	-0.142 U	4.64	1.29	5.96	0.00 - 0.50
5DN-00036	50083	Ni-63	0.671	1.1	0.34	4.92	0.00 - 0.50
5DN-00036	50083	Np-236	-0.0031 U	0.0245	0.0076	0.047	0.00 - 0.50
5DN-00036	50083	Np-239	-0.0192 U	0.0885	0.0265	0.139	0.00 - 0.50
5DN-00036	50083	Pa-231	0.0761 U	0.548	0.168	0.936	0.00 - 0.50
5DN-00036	50083	Pb-212	1.96	0.03	0.117	2.69	0.00 - 0.50

Table A.2
Analytical Results Summary
Subarea 5D, Round 1

Sample Location	Sample ID	Analyte Name	Activity	MDC	TPU	RTL	Sample Depth (feet bgs)
5DN-00036	50083	Pb-214	1.11	0.0231	0.051	1.7	0.00 - 0.50
5DN-00036	50083	Pm-147	1.23 U	7.84	2.33	17.5	0.00 - 0.50
5DN-00036	50083	Pu-238	0.0028 U	0.0138	0.0034	0.0415	0.00 - 0.50
5DN-00036	50083	Pu-239/240	-0.0035 U	0.0235	0.0046	0.0404	0.00 - 0.50
5DN-00036	50083	Pu-244	-0.0016 U	0.0137	0.0027	0.0313	0.00 - 0.50
5DN-00036	50083	Sb-125	-0.0025 U	0.035	0.0106	0.354	0.00 - 0.50
5DN-00036	50083	Sn-126	0.0045 U	0.012	0.0036	0.0237	0.00 - 0.50
5DN-00036	50083	Sr-90	0.163	0.246	0.0794	0.485	0.00 - 0.50
5DN-00036	50083	Tc-99	-0.278 U	0.934	0.255	1.63	0.00 - 0.50
5DN-00036	50083	Th-228	1.16	0.166	0.137	3.98	0.00 - 0.50
5DN-00036	50083	Th-229	0.0283	0.0705	0.0212	0.145	0.00 - 0.50
5DN-00036	50083	Th-230	0.768	0.0215	0.092	2.2	0.00 - 0.50
5DN-00036	50083	Th-232	0.908	0.0214	0.102	3.1	0.00 - 0.50
5DN-00036	50083	Th-234	1.6	0.184	0.133	3.19	0.00 - 0.50
5DN-00036	50083	Tl-208	0.612	0.0138	0.0324	0.937	0.00 - 0.50
5DN-00036	50083	Tm-171	-6.11 U	9.16	3.44	72.4	0.00 - 0.50
5DN-00036	50083	U-233/234	0.651	0.0496	0.0711	2.02	0.00 - 0.50
5DN-00036	50083	U-235/236	0.0225	0.0334	0.0124	0.151	0.00 - 0.50
5DN-00036	50083	U-238	0.647	0.0581	0.0713	1.8	0.00 - 0.50
5DN-00036	50084	Ac-227	-0.0607 U	0.191	0.0586	0.217	1.00 - 5.00
5DN-00036	50084	Am-241	0.0033	0.0089	0.0033	0.0454	1.00 - 5.00
5DN-00036	50084	Bi-212	1.15	0.174	0.113	2.15	1.00 - 5.00
5DN-00036	50084	Bi-214	0.928	0.0326	0.0451	1.59	1.00 - 5.00
5DN-00036	50084	Cd-113m	-59 U	127	40.6	3030	1.00 - 5.00
5DN-00036	50084	Cm-243/244	0.0004 UJ	0.0336	0.0075	0.0443	1.00 - 5.00
5DN-00036	50084	Co-60	-0.0019 U	0.0196	0.0058	0.028	1.00 - 5.00
5DN-00036	50084	Cs-134	0.004 U	0.0191	0.0064	0.0864	1.00 - 5.00
5DN-00036	50084	Cs-137	0.0121 J	0.0198	0.0063	0.207	1.00 - 5.00
5DN-00036	50084	Eu-152	-0.0357 U	0.0497	0.018	0.0566	1.00 - 5.00
5DN-00036	50084	Eu-154	-0.0017 U	0.105	0.0301	0.15	1.00 - 5.00
5DN-00036	50084	Eu-155	0.0864 JS	0.0695	0.0266	0.231	1.00 - 5.00
5DN-00036	50084	Ho-166m	-0.0068 U	0.0283	0.0086	0.0432	1.00 - 5.00
5DN-00036	50084	K-40	17.6	0.147	0.964	32.4	1.00 - 5.00
5DN-00036	50084	Na-22	0.0004 U	0.0263	0.0077	0.037	1.00 - 5.00

Table A.2
Analytical Results Summary
Subarea 5D, Round 1

Sample Location	Sample ID	Analyte Name	Activity	MDC	TPU	RTL	Sample Depth (feet bgs)
5DN-00036	50084	Nb-94	-0.0002 U	0.016	0.0047	0.0214	1.00 - 5.00
5DN-00036	50084	Ni-59	-0.0312 UJ	3.47	0.925	5.96	1.00 - 5.00
5DN-00036	50084	Ni-63	-0.424 U	1.32	0.386	4.92	1.00 - 5.00
5DN-00036	50084	Np-236	-0.0052 U	0.0353	0.0108	0.047	1.00 - 5.00
5DN-00036	50084	Np-239	-0.0173 U	0.128	0.0378	0.139	1.00 - 5.00
5DN-00036	50084	Pa-231	0.196 U	0.808	0.259	0.936	1.00 - 5.00
5DN-00036	50084	Pb-212	1.8	0.0393	0.104	2.69	1.00 - 5.00
5DN-00036	50084	Pb-214	1.01	0.0352	0.0501	1.7	1.00 - 5.00
5DN-00036	50084	Pm-147	1.62 U	6.22	1.86	17.5	1.00 - 5.00
5DN-00036	50084	Pu-238	0.0043 UJ	0.0213	0.0053	0.0415	1.00 - 5.00
5DN-00036	50084	Pu-239/240	0.0076	0.0212	0.0063	0.0404	1.00 - 5.00
5DN-00036	50084	Pu-244	-0.0024 UJ	0.0212	0.0041	0.0313	1.00 - 5.00
5DN-00036	50084	Sb-125	0.0047 U	0.0519	0.0156	0.354	1.00 - 5.00
5DN-00036	50084	Sn-126	0.0012 U	0.0186	0.0054	0.0237	1.00 - 5.00
5DN-00036	50084	Sr-90	0.154	0.22	0.0712	0.485	1.00 - 5.00
5DN-00036	50084	Tc-99	-0.349 U	1.13	0.326	1.63	1.00 - 5.00
5DN-00036	50084	Th-228	1.6 J	0.123	0.171	3.98	1.00 - 5.00
5DN-00036	50084	Th-229	0.0094 UJ	0.101	0.0248	0.145	1.00 - 5.00
5DN-00036	50084	Th-230	0.72	0.101	0.0963	2.2	1.00 - 5.00
5DN-00036	50084	Th-232	1.27	0.0253	0.134	3.1	1.00 - 5.00
5DN-00036	50084	Th-234	1.6	0.285	0.156	3.19	1.00 - 5.00
5DN-00036	50084	Tl-208	0.592	0.0214	0.0339	0.937	1.00 - 5.00
5DN-00036	50084	Tm-171	-0.0853 U	13.9	4.6	72.4	1.00 - 5.00
5DN-00036	50084	U-233/234	0.674	0.0454	0.0802	2.02	1.00 - 5.00
5DN-00036	50084	U-235/236	0.0355	0.0193	0.0161	0.151	1.00 - 5.00
5DN-00036	50084	U-238	0.695	0.0521	0.0822	1.8	1.00 - 5.00
5DN-00037	50085	Ac-227	-0.0515 U	0.203	0.0638	0.217	0.00 - 0.50
5DN-00037	50085	Am-241	0.0053 U	0.0163	0.0046	0.0454	0.00 - 0.50
5DN-00037	50085	Bi-212	1.08	0.153	0.0995	2.15	0.00 - 0.50
5DN-00037	50085	Bi-214	0.881	0.0302	0.0417	1.59	0.00 - 0.50
5DN-00037	50085	Cd-113m	16.8 U	138	45.9	3030	0.00 - 0.50
5DN-00037	50085	Cm-243/244	0.0012 U	0.0166	0.0037	0.0443	0.00 - 0.50
5DN-00037	50085	Co-60	0.0047 U	0.0179	0.0053	0.028	0.00 - 0.50
5DN-00037	50085	Cs-134	0.0184 JS	0.0186	0.0074	0.0864	0.00 - 0.50

Table A.2
Analytical Results Summary
Subarea 5D, Round 1

Sample Location	Sample ID	Analyte Name	Activity	MDC	TPU	RTL	Sample Depth (feet bgs)
5DN-00037	50085	Cs-137	0.0326	0.0165	0.0069	0.207	0.00 - 0.50
5DN-00037	50085	Eu-152	-0.0097 U	0.0494	0.0179	0.0566	0.00 - 0.50
5DN-00037	50085	Eu-154	-0.0063 U	0.0924	0.0313	0.15	0.00 - 0.50
5DN-00037	50085	Eu-155	0.0526 JS	0.0783	0.0298	0.231	0.00 - 0.50
5DN-00037	50085	Ho-166m	0.0077 U	0.026	0.0079	0.0432	0.00 - 0.50
5DN-00037	50085	K-40	19.8	0.149	1.21	32.4	0.00 - 0.50
5DN-00037	50085	Na-22	0.0079 U	0.0226	0.0078	0.037	0.00 - 0.50
5DN-00037	50085	Nb-94	0.0067 U	0.0153	0.0047	0.0214	0.00 - 0.50
5DN-00037	50085	Ni-59	-1.32 U	4.02	1.23	5.96	0.00 - 0.50
5DN-00037	50085	Ni-63	0.298 U	1.4	0.419	4.92	0.00 - 0.50
5DN-00037	50085	Np-236	-0.0085 U	0.0392	0.0129	0.047	0.00 - 0.50
5DN-00037	50085	Np-239	0.0368 U	0.139	0.0429	0.139	0.00 - 0.50
5DN-00037	50085	Pa-231	-0.0089 U	0.829	0.264	0.936	0.00 - 0.50
5DN-00037	50085	Pb-212	1.82	0.0428	0.112	2.69	0.00 - 0.50
5DN-00037	50085	Pb-214	0.978	0.035	0.0471	1.7	0.00 - 0.50
5DN-00037	50085	Pm-147	-0.137 U	9.41	2.76	17.5	0.00 - 0.50
5DN-00037	50085	Pu-238	0	0.0067	0.0025	0.0415	0.00 - 0.50
5DN-00037	50085	Pu-239/240	0.0077 UJ	0.0247	0.007	0.0404	0.00 - 0.50
5DN-00037	50085	Pu-244	0.0025	0.0067	0.0025	0.0313	0.00 - 0.50
5DN-00037	50085	Sb-125	-0.0055 U	0.0509	0.0151	0.354	0.00 - 0.50
5DN-00037	50085	Sn-126	-0.0019 U	0.0162	0.0049	0.0237	0.00 - 0.50
5DN-00037	50085	Sr-90	0.0642 U	0.224	0.0653	0.485	0.00 - 0.50
5DN-00037	50085	Tc-99	-0.0991 U	1.31	0.389	1.63	0.00 - 0.50
5DN-00037	50085	Th-228	1.42	0.0814	0.141	3.98	0.00 - 0.50
5DN-00037	50085	Th-229	0.0415	0.0509	0.0197	0.145	0.00 - 0.50
5DN-00037	50085	Th-230	0.731	0.0187	0.083	2.2	0.00 - 0.50
5DN-00037	50085	Th-232	1.07	0.0741	0.107	3.1	0.00 - 0.50
5DN-00037	50085	Th-234	1.41 J	0.317	0.168	3.19	0.00 - 0.50
5DN-00037	50085	Tl-208	0.545	0.0198	0.0309	0.937	0.00 - 0.50
5DN-00037	50085	Tm-171	-8.65 U	18.3	6.55	72.4	0.00 - 0.50
5DN-00037	50085	U-233/234	0.54	0.0288	0.0631	2.02	0.00 - 0.50
5DN-00037	50085	U-235/236	0.0295	0.0356	0.0144	0.151	0.00 - 0.50
5DN-00037	50085	U-238	0.642	0.041	0.0715	1.8	0.00 - 0.50
5DN-00037	50086	Ac-227	-0.0824 U	0.162	0.0544	0.217	11.50 - 12.50

Table A.2
Analytical Results Summary
Subarea 5D, Round 1

Sample Location	Sample ID	Analyte Name	Activity	MDC	TPU	RTL	Sample Depth (feet bgs)
5DN-00037	50086	Am-241	-0.0001 U	0.0327	0.0067	0.0454	11.50 - 12.50
5DN-00037	50086	Bi-212	0.928	0.158	0.0915	2.15	11.50 - 12.50
5DN-00037	50086	Bi-214	0.63	0.0314	0.0335	1.59	11.50 - 12.50
5DN-00037	50086	Cd-113m	-81.9 UJ	107	39.2	3030	11.50 - 12.50
5DN-00037	50086	Cm-243/244	0.0058 U	0.0448	0.0114	0.0443	11.50 - 12.50
5DN-00037	50086	Co-60	0.0001 U	0.0203	0.0058	0.028	11.50 - 12.50
5DN-00037	50086	Cs-134	0.0067 U	0.0187	0.0064	0.0864	11.50 - 12.50
5DN-00037	50086	Cs-137	-0.0011 U	0.0179	0.0062	0.207	11.50 - 12.50
5DN-00037	50086	Eu-152	-0.0073 U	0.0438	0.0134	0.0566	11.50 - 12.50
5DN-00037	50086	Eu-154	-0.0344 U	0.109	0.0339	0.15	11.50 - 12.50
5DN-00037	50086	Eu-155	0.0701 J	0.0515	0.0255	0.231	11.50 - 12.50
5DN-00037	50086	Ho-166m	-0.0113 U	0.0271	0.0084	0.0432	11.50 - 12.50
5DN-00037	50086	K-40	17.5	0.151	0.966	32.4	11.50 - 12.50
5DN-00037	50086	Na-22	-0.0092 U	0.0246	0.0076	0.037	11.50 - 12.50
5DN-00037	50086	Nb-94	-0.0007 U	0.0162	0.0047	0.0214	11.50 - 12.50
5DN-00037	50086	Ni-59	-1.76 U	3.42	1.09	5.96	11.50 - 12.50
5DN-00037	50086	Ni-63	0.378 U	1.35	0.408	4.92	11.50 - 12.50
5DN-00037	50086	Np-236	-0.0073 U	0.0264	0.008	0.047	11.50 - 12.50
5DN-00037	50086	Np-239	-0.0167 U	0.109	0.0338	0.139	11.50 - 12.50
5DN-00037	50086	Pa-231	-0.313 U	0.677	0.226	0.936	11.50 - 12.50
5DN-00037	50086	Pb-212	1.5	0.0329	0.0847	2.69	11.50 - 12.50
5DN-00037	50086	Pb-214	0.686	0.0309	0.0342	1.7	11.50 - 12.50
5DN-00037	50086	Pm-147	-2.57 U	6.86	1.96	17.5	11.50 - 12.50
5DN-00037	50086	Pu-238	0.0029 U	0.0143	0.0036	0.0415	11.50 - 12.50
5DN-00037	50086	Pu-239/240	0.0096	0.0142	0.0053	0.0404	11.50 - 12.50
5DN-00037	50086	Pu-244	0	0.0061	0.0022	0.0313	11.50 - 12.50
5DN-00037	50086	Sb-125	-0.008 U	0.0474	0.0142	0.354	11.50 - 12.50
5DN-00037	50086	Sn-126	0.0058 U	0.0182	0.0053	0.0237	11.50 - 12.50
5DN-00037	50086	Sr-90	0.0287 U	0.212	0.0582	0.485	11.50 - 12.50
5DN-00037	50086	Tc-99	0.262 U	1.06	0.317	1.63	11.50 - 12.50
5DN-00037	50086	Th-228	1.71	0.104	0.16	3.98	11.50 - 12.50
5DN-00037	50086	Th-229	0.107	0.0771	0.0334	0.145	11.50 - 12.50
5DN-00037	50086	Th-230	0.736	0.0769	0.0863	2.2	11.50 - 12.50
5DN-00037	50086	Th-232	1.1	0.0193	0.109	3.1	11.50 - 12.50

Table A.2
Analytical Results Summary
Subarea 5D, Round 1

Sample Location	Sample ID	Analyte Name	Activity	MDC	TPU	RTL	Sample Depth (feet bgs)
5DN-00037	50086	Th-234	1.32	0.185	0.121	3.19	11.50 - 12.50
5DN-00037	50086	Tl-208	0.492	0.0203	0.029	0.937	11.50 - 12.50
5DN-00037	50086	Tm-171	-3.89 U	7.06	2.47	72.4	11.50 - 12.50
5DN-00037	50086	U-233/234	0.613	0.0764	0.088	2.02	11.50 - 12.50
5DN-00037	50086	U-235/236	0.0673	0.0555	0.0252	0.151	11.50 - 12.50
5DN-00037	50086	U-238	0.905	0.019	0.115	1.8	11.50 - 12.50
5DN-00038	50087	Ac-227	0.0083 U	0.178	0.0538	0.217	0.00 - 0.50
5DN-00038	50087	Am-241	0.0178	0.0303	0.0099	0.0454	0.00 - 0.50
5DN-00038	50087	Bi-212	1.1	0.138	0.088	2.15	0.00 - 0.50
5DN-00038	50087	Bi-214	0.975	0.0267	0.0453	1.59	0.00 - 0.50
5DN-00038	50087	Cd-113m	-23.5 U	118	39.3	3030	0.00 - 0.50
5DN-00038	50087	Cm-243/244	0.0084 UJ	0.0352	0.0097	0.0443	0.00 - 0.50
5DN-00038	50087	Co-60	0.004 U	0.0174	0.0052	0.028	0.00 - 0.50
5DN-00038	50087	Cs-134	-0.0017 U	0.0162	0.0056	0.0864	0.00 - 0.50
5DN-00038	50087	Cs-137	0.0372	0.0172	0.007	0.207	0.00 - 0.50
5DN-00038	50087	Eu-152	-0.0309 U	0.0431	0.0173	0.0566	0.00 - 0.50
5DN-00038	50087	Eu-154	0.0392 U	0.0891	0.0305	0.15	0.00 - 0.50
5DN-00038	50087	Eu-155	0.086 JS	0.065	0.0259	0.231	0.00 - 0.50
5DN-00038	50087	Ho-166m	-0.0023 U	0.0243	0.0074	0.0432	0.00 - 0.50
5DN-00038	50087	K-40	19.5	0.116	1.16	32.4	0.00 - 0.50
5DN-00038	50087	Na-22	-0.0084 U	0.0209	0.0067	0.037	0.00 - 0.50
5DN-00038	50087	Nb-94	0.0008 U	0.0139	0.0042	0.0214	0.00 - 0.50
5DN-00038	50087	Ni-59	-1.95 U	3.86	1.26	5.96	0.00 - 0.50
5DN-00038	50087	Ni-63	0.342 U	1.47	0.442	4.92	0.00 - 0.50
5DN-00038	50087	Np-236	-0.016 U	0.0331	0.0109	0.047	0.00 - 0.50
5DN-00038	50087	Np-239	-0.0317 U	0.117	0.0363	0.139	0.00 - 0.50
5DN-00038	50087	Pa-231	0.0356 U	0.73	0.23	0.936	0.00 - 0.50
5DN-00038	50087	Pb-212	1.72	0.0368	0.105	2.69	0.00 - 0.50
5DN-00038	50087	Pb-214	1.05	0.0306	0.052	1.7	0.00 - 0.50
5DN-00038	50087	Pm-147	-1.31 U	8.11	2.36	17.5	0.00 - 0.50
5DN-00038	50087	Pu-238	-0.0075 UJ	0.0306	0.0059	0.0415	0.00 - 0.50
5DN-00038	50087	Pu-239/240	0.0081	0.0157	0.0052	0.0404	0.00 - 0.50
5DN-00038	50087	Pu-244	0.0025	0.0067	0.0025	0.0313	0.00 - 0.50
5DN-00038	50087	Sb-125	-0.0062 U	0.0452	0.0134	0.354	0.00 - 0.50

Table A.2
Analytical Results Summary
Subarea 5D, Round 1

Sample Location	Sample ID	Analyte Name	Activity	MDC	TPU	RTL	Sample Depth (feet bgs)
5DN-00038	50087	Sn-126	-0.0011 U	0.0153	0.0046	0.0237	0.00 - 0.50
5DN-00038	50087	Sr-90	0.191	0.257	0.0849	0.485	0.00 - 0.50
5DN-00038	50087	Tc-99	-0.624 U	1.2	0.348	1.63	0.00 - 0.50
5DN-00038	50087	Th-228	1.5	0.0927	0.146	3.98	0.00 - 0.50
5DN-00038	50087	Th-229	0.034	0.0501	0.0181	0.145	0.00 - 0.50
5DN-00038	50087	Th-230	0.848	0.05	0.0916	2.2	0.00 - 0.50
5DN-00038	50087	Th-232	0.967	0.0183	0.0992	3.1	0.00 - 0.50
5DN-00038	50087	Th-234	1.38	0.247	0.132	3.19	0.00 - 0.50
5DN-00038	50087	Tl-208	0.523	0.0178	0.03	0.937	0.00 - 0.50
5DN-00038	50087	Tm-171	-1.41 U	12.6	4.45	72.4	0.00 - 0.50
5DN-00038	50087	U-233/234	0.715	0.042	0.071	2.02	0.00 - 0.50
5DN-00038	50087	U-235/236	0.0202	0.0379	0.0123	0.151	0.00 - 0.50
5DN-00038	50087	U-238	0.752	0.0442	0.0739	1.8	0.00 - 0.50
5DN-00038	50088	Ac-227	-0.073 U	0.224	0.0691	0.217	7.50 - 11.50
5DN-00038	50088	Am-241	0.0089	0.0133	0.0049	0.0454	7.50 - 11.50
5DN-00038	50088	Bi-212	1.07 J	0.212	0.114	2.15	7.50 - 11.50
5DN-00038	50088	Bi-214	0.835	0.0396	0.0454	1.59	7.50 - 11.50
5DN-00038	50088	Cd-113m	-28.4 U	151	45.2	3030	7.50 - 11.50
5DN-00038	50088	Cm-243/244	0.0027 U	0.0135	0.0034	0.0443	7.50 - 11.50
5DN-00038	50088	Co-60	-0.0005 U	0.0251	0.0072	0.028	7.50 - 11.50
5DN-00038	50088	Cs-134	0.0029 U	0.0236	0.0078	0.0864	7.50 - 11.50
5DN-00038	50088	Cs-137	-0.0202 UJ	0.0222	0.0084	0.207	7.50 - 11.50
5DN-00038	50088	Eu-152	0.0133 U	0.0588	0.0199	0.0566	7.50 - 11.50
5DN-00038	50088	Eu-154	-0.0956 UJ	0.132	0.0476	0.15	7.50 - 11.50
5DN-00038	50088	Eu-155	0.0632 JS	0.0777	0.0291	0.231	7.50 - 11.50
5DN-00038	50088	Ho-166m	-0.0041 U	0.0336	0.0099	0.0432	7.50 - 11.50
5DN-00038	50088	K-40	18.8	0.167	1.08	32.4	7.50 - 11.50
5DN-00038	50088	Na-22	-0.0047 U	0.0317	0.0094	0.037	7.50 - 11.50
5DN-00038	50088	Nb-94	-0.0009 U	0.0195	0.0057	0.0214	7.50 - 11.50
5DN-00038	50088	Ni-59	1.3 UJ	4.43	1.2	5.96	7.50 - 11.50
5DN-00038	50088	Ni-63	0.514 U	1.13	0.345	4.92	7.50 - 11.50
5DN-00038	50088	Np-236	-0.0002 U	0.0413	0.0126	0.047	7.50 - 11.50
5DN-00038	50088	Np-239	0.0418 U	0.154	0.0458	0.139	7.50 - 11.50
5DN-00038	50088	Pa-231	-0.151 U	0.941	0.321	0.936	7.50 - 11.50

Table A.2
Analytical Results Summary
Subarea 5D, Round 1

Sample Location	Sample ID	Analyte Name	Activity	MDC	TPU	RTL	Sample Depth (feet bgs)
5DN-00038	50088	Pb-212	1.5	0.0455	0.0893	2.69	7.50 - 11.50
5DN-00038	50088	Pb-214	0.873	0.0426	0.0444	1.7	7.50 - 11.50
5DN-00038	50088	Pm-147	-0.545 U	6.66	1.95	17.5	7.50 - 11.50
5DN-00038	50088	Pu-238	0.0127	0.0058	0.0052	0.0415	7.50 - 11.50
5DN-00038	50088	Pu-239/240	0.0027 U	0.0134	0.0034	0.0404	7.50 - 11.50
5DN-00038	50088	Pu-244	0.0042	0.0057	0.003	0.0313	7.50 - 11.50
5DN-00038	50088	Sb-125	-0.021 U	0.0612	0.0194	0.354	7.50 - 11.50
5DN-00038	50088	Sn-126	0.0092 U	0.0235	0.007	0.0237	7.50 - 11.50
5DN-00038	50088	Sr-90	-0.0917 U	0.41	0.108	0.485	7.50 - 11.50
5DN-00038	50088	Tc-99	-0.26 U	1.42	0.41	1.63	7.50 - 11.50
5DN-00038	50088	Th-228	1.81	0.107	0.176	3.98	7.50 - 11.50
5DN-00038	50088	Th-229	0.0327	0.0222	0.0165	0.145	7.50 - 11.50
5DN-00038	50088	Th-230	0.882	0.0601	0.101	2.2	7.50 - 11.50
5DN-00038	50088	Th-232	1.33	0.0221	0.132	3.1	7.50 - 11.50
5DN-00038	50088	Th-234	1.5 J	0.375	0.389	3.19	7.50 - 11.50
5DN-00038	50088	Tl-208	0.489	0.0256	0.0314	0.937	7.50 - 11.50
5DN-00038	50088	Tm-171	-14.3 UJ	15.6	5.87	72.4	7.50 - 11.50
5DN-00038	50088	U-233/234	0.461	0.0368	0.0622	2.02	7.50 - 11.50
5DN-00038	50088	U-235/236	0.0214	0.0194	0.0125	0.151	7.50 - 11.50
5DN-00038	50088	U-238	0.695	0.0368	0.0818	1.8	7.50 - 11.50
5DN-00039	50089	Ac-227	0.0629 U	0.206	0.0635	0.217	0.00 - 0.50
5DN-00039	50089	Am-241	0.0054	0.0151	0.0045	0.0454	0.00 - 0.50
5DN-00039	50089	Bi-212	1.18	0.165	0.101	2.15	0.00 - 0.50
5DN-00039	50089	Bi-214	1.02	0.0323	0.0479	1.59	0.00 - 0.50
5DN-00039	50089	Cd-113m	25 U	137	41.6	3030	0.00 - 0.50
5DN-00039	50089	Cm-243/244	-0.0021 U	0.0243	0.0049	0.0443	0.00 - 0.50
5DN-00039	50089	Co-60	-0.0032 U	0.019	0.0057	0.028	0.00 - 0.50
5DN-00039	50089	Cs-134	0.0065 U	0.0192	0.0066	0.0864	0.00 - 0.50
5DN-00039	50089	Cs-137	0.0298	0.02	0.0073	0.207	0.00 - 0.50
5DN-00039	50089	Eu-152	-0.0116 U	0.05	0.017	0.0566	0.00 - 0.50
5DN-00039	50089	Eu-154	-0.0453 U	0.101	0.0322	0.15	0.00 - 0.50
5DN-00039	50089	Eu-155	0.105 JS	0.0709	0.0281	0.231	0.00 - 0.50
5DN-00039	50089	Ho-166m	0.0018 U	0.0278	0.0083	0.0432	0.00 - 0.50
5DN-00039	50089	K-40	20.4	0.141	1.22	32.4	0.00 - 0.50

Table A.2
Analytical Results Summary
Subarea 5D, Round 1

Sample Location	Sample ID	Analyte Name	Activity	MDC	TPU	RTL	Sample Depth (feet bgs)
5DN-00039	50089	Na-22	0.0066 U	0.0258	0.0077	0.037	0.00 - 0.50
5DN-00039	50089	Nb-94	0.0022 U	0.0161	0.0048	0.0214	0.00 - 0.50
5DN-00039	50089	Ni-59	0.95 U	5.13	1.39	5.96	0.00 - 0.50
5DN-00039	50089	Ni-63	-0.121 U	1.37	0.408	4.92	0.00 - 0.50
5DN-00039	50089	Np-236	-0.0016 U	0.0367	0.0116	0.047	0.00 - 0.50
5DN-00039	50089	Np-239	-0.0209 U	0.134	0.0409	0.139	0.00 - 0.50
5DN-00039	50089	Pa-231	-0.103 U	0.818	0.251	0.936	0.00 - 0.50
5DN-00039	50089	Pb-212	1.96	0.0411	0.12	2.69	0.00 - 0.50
5DN-00039	50089	Pb-214	1.13	0.0348	0.0567	1.7	0.00 - 0.50
5DN-00039	50089	Pm-147	-0.301 U	6.97	2.04	17.5	0.00 - 0.50
5DN-00039	50089	Pu-238	-0.001 U	0.0186	0.0034	0.0415	0.00 - 0.50
5DN-00039	50089	Pu-239/240	0.0047	0.0064	0.0033	0.0404	0.00 - 0.50
5DN-00039	50089	Pu-244	0.0047	0.0064	0.0033	0.0313	0.00 - 0.50
5DN-00039	50089	Sb-125	-0.0153 U	0.0513	0.0156	0.354	0.00 - 0.50
5DN-00039	50089	Sn-126	-0.0089 U	0.0165	0.0055	0.0237	0.00 - 0.50
5DN-00039	50089	Sr-90	0.0475 UL	0.12	0.0361	0.485	0.00 - 0.50
5DN-00039	50089	Tc-99	0.0067 U	0.845	0.242	1.63	0.00 - 0.50
5DN-00039	50089	Th-228	1.45 J	0.162	0.163	3.98	0.00 - 0.50
5DN-00039	50089	Th-229	-0.0091 UJ	0.0981	0.0204	0.145	0.00 - 0.50
5DN-00039	50089	Th-230	0.609	0.109	0.0876	2.2	0.00 - 0.50
5DN-00039	50089	Th-232	1.22	0.0246	0.131	3.1	0.00 - 0.50
5DN-00039	50089	Th-234	1.43	0.287	0.137	3.19	0.00 - 0.50
5DN-00039	50089	Tl-208	0.587	0.0203	0.0331	0.937	0.00 - 0.50
5DN-00039	50089	Tm-171	-7.99 U	14.5	5.46	72.4	0.00 - 0.50
5DN-00039	50089	U-233/234	0.569	0.0503	0.0709	2.02	0.00 - 0.50
5DN-00039	50089	U-235/236	0.0481	0.0186	0.0185	0.151	0.00 - 0.50
5DN-00039	50089	U-238	0.768	0.0354	0.0866	1.8	0.00 - 0.50
5DN-00039	50090	Ac-227	-0.168 UJ	0.206	0.0741	0.217	1.00 - 5.00
5DN-00039	50090	Am-241	0.0027 U	0.0133	0.0033	0.0454	1.00 - 5.00
5DN-00039	50090	Bi-212	1.37	0.194	0.12	2.15	1.00 - 5.00
5DN-00039	50090	Bi-214	1.1	0.0362	0.0536	1.59	1.00 - 5.00
5DN-00039	50090	Cd-113m	-53.4 U	141	44	3030	1.00 - 5.00
5DN-00039	50090	Cm-243/244	0.007	0.0135	0.0045	0.0443	1.00 - 5.00
5DN-00039	50090	Co-60	0.0048 U	0.0236	0.0069	0.028	1.00 - 5.00

Table A.2
Analytical Results Summary
Subarea 5D, Round 1

Sample Location	Sample ID	Analyte Name	Activity	MDC	TPU	RTL	Sample Depth (feet bgs)
5DN-00039	50090	Cs-134	0.0112 JS	0.0217	0.0075	0.0864	1.00 - 5.00
5DN-00039	50090	Cs-137	0.039 J	0.021	0.0093	0.207	1.00 - 5.00
5DN-00039	50090	Eu-152	0.0022 U	0.0546	0.0186	0.0566	1.00 - 5.00
5DN-00039	50090	Eu-154	-0.0692 U	0.123	0.0417	0.15	1.00 - 5.00
5DN-00039	50090	Eu-155	0.12 JS	0.07	0.0271	0.231	1.00 - 5.00
5DN-00039	50090	Ho-166m	-0.0011 U	0.0326	0.0096	0.0432	1.00 - 5.00
5DN-00039	50090	K-40	20.5	0.159	1.17	32.4	1.00 - 5.00
5DN-00039	50090	Na-22	-0.0028 U	0.029	0.0086	0.037	1.00 - 5.00
5DN-00039	50090	Nb-94	0.004 U	0.0193	0.0057	0.0214	1.00 - 5.00
5DN-00039	50090	Ni-59	-5.16 R	2.59	1.58	5.96	1.00 - 5.00
5DN-00039	50090	Ni-63	0.313 U	0.986	0.298	4.92	1.00 - 5.00
5DN-00039	50090	Np-236	-0.0069 U	0.0364	0.0113	0.047	1.00 - 5.00
5DN-00039	50090	Np-239	0.0034 U	0.137	0.0403	0.139	1.00 - 5.00
5DN-00039	50090	Pa-231	-0.0408 U	0.857	0.275	0.936	1.00 - 5.00
5DN-00039	50090	Pb-212	2.27	0.0425	0.131	2.69	1.00 - 5.00
5DN-00039	50090	Pb-214	1.24	0.0382	0.0592	1.7	1.00 - 5.00
5DN-00039	50090	Pm-147	0.0157 U	6.82	2.01	17.5	1.00 - 5.00
5DN-00039	50090	Pu-238	-0.002 U	0.0232	0.0047	0.0415	1.00 - 5.00
5DN-00039	50090	Pu-239/240	0.0023	0.0063	0.0023	0.0404	1.00 - 5.00
5DN-00039	50090	Pu-244	-0.0017 U	0.0147	0.0028	0.0313	1.00 - 5.00
5DN-00039	50090	Sb-125	-0.01 U	0.0588	0.0181	0.354	1.00 - 5.00
5DN-00039	50090	Sn-126	0.0048 U	0.0213	0.0063	0.0237	1.00 - 5.00
5DN-00039	50090	Sr-90	0.182	0.297	0.0942	0.485	1.00 - 5.00
5DN-00039	50090	Tc-99	-0.841 U	1.62	0.457	1.63	1.00 - 5.00
5DN-00039	50090	Th-228	1.59 J	0.116	0.165	3.98	1.00 - 5.00
5DN-00039	50090	Th-229	0.0353 U	0.252	0.0717	0.145	1.00 - 5.00
5DN-00039	50090	Th-230	0.845	0.0648	0.101	2.2	1.00 - 5.00
5DN-00039	50090	Th-232	1.22	0.0945	0.129	3.1	1.00 - 5.00
5DN-00039	50090	Th-234	1.84	0.286	0.164	3.19	1.00 - 5.00
5DN-00039	50090	Tl-208	0.737	0.0251	0.042	0.937	1.00 - 5.00
5DN-00039	50090	Tm-171	-16.7 UJ	14.7	6.44	72.4	1.00 - 5.00
5DN-00039	50090	U-233/234	0.745	0.0347	0.0917	2.02	1.00 - 5.00
5DN-00039	50090	U-235/236	0.0765	0.0148	0.0215	0.151	1.00 - 5.00
5DN-00039	50090	U-238	0.736	0.0148	0.0906	1.8	1.00 - 5.00

Table A.2
Analytical Results Summary
Subarea 5D, Round 1

Sample Location	Sample ID	Analyte Name	Activity	MDC	TPU	RTL	Sample Depth (feet bgs)
5DN-00039	50432	Ac-227	0.0349 U	0.164	0.0506	0.217	8.50 - 12.50
5DN-00039	50432	Am-241	0.0029 U	0.0145	0.0036	0.0454	8.50 - 12.50
5DN-00039	50432	Bi-212	0.821	0.119	0.0763	2.15	8.50 - 12.50
5DN-00039	50432	Bi-214	0.499	0.0238	0.0268	1.59	8.50 - 12.50
5DN-00039	50432	Cd-113m	59.7 J	113	36.8	3030	8.50 - 12.50
5DN-00039	50432	Cm-243/244	0.0036 U	0.0183	0.0047	0.0443	8.50 - 12.50
5DN-00039	50432	Co-60	0.0005 U	0.0155	0.0045	0.028	8.50 - 12.50
5DN-00039	50432	Cs-134	0.0008 U	0.0137	0.0047	0.0864	8.50 - 12.50
5DN-00039	50432	Cs-137	-0.0107 UJ	0.0139	0.005	0.207	8.50 - 12.50
5DN-00039	50432	Eu-152	0.0118 U	0.0392	0.0166	0.0566	8.50 - 12.50
5DN-00039	50432	Eu-154	-0.0534 U	0.0778	0.0268	0.15	8.50 - 12.50
5DN-00039	50432	Eu-155	0.0973 JS	0.0616	0.0264	0.231	8.50 - 12.50
5DN-00039	50432	Ho-166m	0.0051 U	0.0215	0.0065	0.0432	8.50 - 12.50
5DN-00039	50432	K-40	20.9	0.107	1.29	32.4	8.50 - 12.50
5DN-00039	50432	Na-22	-0.0061 U	0.0189	0.0059	0.037	8.50 - 12.50
5DN-00039	50432	Nb-94	-0.0002 U	0.0122	0.0037	0.0214	8.50 - 12.50
5DN-00039	50432	Ni-59	-0.141 UJ	3.38	0.911	5.96	8.50 - 12.50
5DN-00039	50432	Ni-63	0.402 U	1.09	0.33	4.92	8.50 - 12.50
5DN-00039	50432	Np-236	0.0071 U	0.0316	0.0099	0.047	8.50 - 12.50
5DN-00039	50432	Np-239	-0.0221 U	0.108	0.0336	0.139	8.50 - 12.50
5DN-00039	50432	Pa-231	-0.321 U	0.653	0.225	0.936	8.50 - 12.50
5DN-00039	50432	Pb-212	1.24	0.0323	0.0775	2.69	8.50 - 12.50
5DN-00039	50432	Pb-214	0.579	0.0272	0.0311	1.7	8.50 - 12.50
5DN-00039	50432	Pm-147	-0.853 U	6.85	2	17.5	8.50 - 12.50
5DN-00039	50432	Pu-238	0.0042	0.0057	0.003	0.0415	8.50 - 12.50
5DN-00039	50432	Pu-239/240	0.0063	0.0056	0.0036	0.0404	8.50 - 12.50
5DN-00039	50432	Pu-244	0	0.0056	0.0021	0.0313	8.50 - 12.50
5DN-00039	50432	Sb-125	0.01 U	0.0403	0.0119	0.354	8.50 - 12.50
5DN-00039	50432	Sn-126	-0.0045 U	0.0133	0.0042	0.0237	8.50 - 12.50
5DN-00039	50432	Sr-90	0.0248 U	0.233	0.0658	0.485	8.50 - 12.50
5DN-00039	50432	Tc-99	-0.776 U	1.61	0.454	1.63	8.50 - 12.50
5DN-00039	50432	Th-228	0.981	0.143	0.117	3.98	8.50 - 12.50
5DN-00039	50432	Th-229	0.037	0.0688	0.0223	0.145	8.50 - 12.50
5DN-00039	50432	Th-230	1.65	0.0544	0.149	2.2	8.50 - 12.50

Table A.2
Analytical Results Summary
Subarea 5D, Round 1

Sample Location	Sample ID	Analyte Name	Activity	MDC	TPU	RTL	Sample Depth (feet bgs)
5DN-00039	50432	Th-232	0.759	0.02	0.0874	3.1	8.50 - 12.50
5DN-00039	50432	Th-234	1.13 J	0.255	0.14	3.19	8.50 - 12.50
5DN-00039	50432	Tl-208	0.361	0.0157	0.0216	0.937	8.50 - 12.50
5DN-00039	50432	Tm-171	1.5 U	14.2	4.77	72.4	8.50 - 12.50
5DN-00039	50432	U-233/234	0.407	0.0412	0.0555	2.02	8.50 - 12.50
5DN-00039	50432	U-235/236	0.0212	0.0412	0.0138	0.151	8.50 - 12.50
5DN-00039	50432	U-238	0.403	0.0142	0.0545	1.8	8.50 - 12.50
5DN-00040	50091	Ac-227	0.0048 U	0.182	0.0527	0.217	0.00 - 0.50
5DN-00040	50091	Am-241	0.0101	0.015	0.0056	0.0454	0.00 - 0.50
5DN-00040	50091	Bi-212	1.21	0.153	0.0969	2.15	0.00 - 0.50
5DN-00040	50091	Bi-214	0.829	0.028	0.0407	1.59	0.00 - 0.50
5DN-00040	50091	Cd-113m	-27.4 U	120	38.5	3030	0.00 - 0.50
5DN-00040	50091	Cm-243/244	0.0048	0.0065	0.0034	0.0443	0.00 - 0.50
5DN-00040	50091	Co-60	-0.0005 U	0.0172	0.0051	0.028	0.00 - 0.50
5DN-00040	50091	Cs-134	0.0047 U	0.0167	0.0057	0.0864	0.00 - 0.50
5DN-00040	50091	Cs-137	0.0218	0.018	0.0066	0.207	0.00 - 0.50
5DN-00040	50091	Eu-152	-0.017 U	0.0448	0.015	0.0566	0.00 - 0.50
5DN-00040	50091	Eu-154	-0.0364 U	0.0925	0.0291	0.15	0.00 - 0.50
5DN-00040	50091	Eu-155	0.0769 JS	0.0665	0.0282	0.231	0.00 - 0.50
5DN-00040	50091	Ho-166m	0.0016 U	0.0255	0.0077	0.0432	0.00 - 0.50
5DN-00040	50091	K-40	19.2	0.105	1.08	32.4	0.00 - 0.50
5DN-00040	50091	Na-22	-0.0063 U	0.0221	0.0069	0.037	0.00 - 0.50
5DN-00040	50091	Nb-94	0.0109 JS	0.0147	0.005	0.0214	0.00 - 0.50
5DN-00040	50091	Ni-59	1.21 U	4.71	1.24	5.96	0.00 - 0.50
5DN-00040	50091	Ni-63	0.0189 U	1.17	0.349	4.92	0.00 - 0.50
5DN-00040	50091	Np-236	-0.0136 U	0.0331	0.0106	0.047	0.00 - 0.50
5DN-00040	50091	Np-239	-0.0799 U	0.117	0.0419	0.139	0.00 - 0.50
5DN-00040	50091	Pa-231	-0.0235 U	0.73	0.22	0.936	0.00 - 0.50
5DN-00040	50091	Pb-212	1.87	0.0372	0.11	2.69	0.00 - 0.50
5DN-00040	50091	Pb-214	0.91	0.0315	0.0441	1.7	0.00 - 0.50
5DN-00040	50091	Pm-147	-0.748 U	7.1	2.07	17.5	0.00 - 0.50
5DN-00040	50091	Pu-238	-0.0034 U	0.0264	0.0047	0.0415	0.00 - 0.50
5DN-00040	50091	Pu-239/240	0.0066	0.0185	0.0055	0.0404	0.00 - 0.50
5DN-00040	50091	Pu-244	0.0008 U	0.0185	0.0036	0.0313	0.00 - 0.50

Table A.2
Analytical Results Summary
Subarea 5D, Round 1

Sample Location	Sample ID	Analyte Name	Activity	MDC	TPU	RTL	Sample Depth (feet bgs)
5DN-00040	50091	Sb-125	-0.0015 U	0.0462	0.0137	0.354	0.00 - 0.50
5DN-00040	50091	Sn-126	0.0081 J	0.0166	0.0052	0.0237	0.00 - 0.50
5DN-00040	50091	Sr-90	0.0443 U	0.245	0.069	0.485	0.00 - 0.50
5DN-00040	50091	Tc-99	-0.51 U	1.2	0.321	1.63	0.00 - 0.50
5DN-00040	50091	Th-228	1.38	0.129	0.139	3.98	0.00 - 0.50
5DN-00040	50091	Th-229	0.0543	0.0816	0.0273	0.145	0.00 - 0.50
5DN-00040	50091	Th-230	0.779	0.0499	0.0863	2.2	0.00 - 0.50
5DN-00040	50091	Th-232	1.18	0.0497	0.113	3.1	0.00 - 0.50
5DN-00040	50091	Th-234	1.41 J	0.26	0.159	3.19	0.00 - 0.50
5DN-00040	50091	Tl-208	0.553	0.0194	0.0314	0.937	0.00 - 0.50
5DN-00040	50091	Tm-171	1.48 U	14.1	4.67	72.4	0.00 - 0.50
5DN-00040	50091	U-233/234	0.72	0.0508	0.0834	2.02	0.00 - 0.50
5DN-00040	50091	U-235/236	0.0574	0.0442	0.0218	0.151	0.00 - 0.50
5DN-00040	50091	U-238	0.797	0.0152	0.0889	1.8	0.00 - 0.50
5DN-00040	50092	Ac-227	0.0067 U	0.194	0.0591	0.217	1.00 - 5.00
5DN-00040	50092	Am-241	0.0028	0.0075	0.0028	0.0454	1.00 - 5.00
5DN-00040	50092	Bi-212	1.15	0.159	0.0947	2.15	1.00 - 5.00
5DN-00040	50092	Bi-214	1.04	0.0304	0.0494	1.59	1.00 - 5.00
5DN-00040	50092	Cd-113m	54.1 U	132	43.4	3030	1.00 - 5.00
5DN-00040	50092	Cm-243/244	0.0064	0.018	0.0053	0.0443	1.00 - 5.00
5DN-00040	50092	Co-60	0.013 J	0.0203	0.0064	0.028	1.00 - 5.00
5DN-00040	50092	Cs-134	-0.0014 U	0.018	0.0062	0.0864	1.00 - 5.00
5DN-00040	50092	Cs-137	0.0494 J	0.0174	0.0084	0.207	1.00 - 5.00
5DN-00040	50092	Eu-152	-0.0076 U	0.0489	0.0154	0.0566	1.00 - 5.00
5DN-00040	50092	Eu-154	0.008 U	0.106	0.031	0.15	1.00 - 5.00
5DN-00040	50092	Eu-155	0.0827 JS	0.0684	0.0315	0.231	1.00 - 5.00
5DN-00040	50092	Ho-166m	-0.0064 U	0.0276	0.0086	0.0432	1.00 - 5.00
5DN-00040	50092	K-40	19.4	0.135	1.11	32.4	1.00 - 5.00
5DN-00040	50092	Na-22	0.0076 U	0.0242	0.0072	0.037	1.00 - 5.00
5DN-00040	50092	Nb-94	0.0022 U	0.0156	0.0047	0.0214	1.00 - 5.00
5DN-00040	50092	Ni-59	-0.33 UJ	3.23	0.885	5.96	1.00 - 5.00
5DN-00040	50092	Ni-63	0.383 U	1.15	0.349	4.92	1.00 - 5.00
5DN-00040	50092	Np-236	-0.0041 U	0.036	0.0106	0.047	1.00 - 5.00
5DN-00040	50092	Np-239	0.005 U	0.127	0.0385	0.139	1.00 - 5.00

Table A.2
Analytical Results Summary
Subarea 5D, Round 1

Sample Location	Sample ID	Analyte Name	Activity	MDC	TPU	RTL	Sample Depth (feet bgs)
5DN-00040	50092	Pa-231	-0.24 U	0.775	0.248	0.936	1.00 - 5.00
5DN-00040	50092	Pb-212	1.86	0.0383	0.112	2.69	1.00 - 5.00
5DN-00040	50092	Pb-214	1.15	0.0346	0.0562	1.7	1.00 - 5.00
5DN-00040	50092	Pm-147	1.47 U	6.74	2.02	17.5	1.00 - 5.00
5DN-00040	50092	Pu-238	0.0032 U	0.0161	0.004	0.0415	1.00 - 5.00
5DN-00040	50092	Pu-239/240	0.009	0.0198	0.0062	0.0404	1.00 - 5.00
5DN-00040	50092	Pu-244	0.005	0.0068	0.0036	0.0313	1.00 - 5.00
5DN-00040	50092	Sb-125	0.0168 U	0.0511	0.0152	0.354	1.00 - 5.00
5DN-00040	50092	Sn-126	-0.0008 U	0.0176	0.0053	0.0237	1.00 - 5.00
5DN-00040	50092	Sr-90	0.173	0.284	0.0897	0.485	1.00 - 5.00
5DN-00040	50092	Tc-99	-0.533 U	1.66	0.475	1.63	1.00 - 5.00
5DN-00040	50092	Th-228	1.33	0.129	0.137	3.98	1.00 - 5.00
5DN-00040	50092	Th-229	0.0563	0.0654	0.0246	0.145	1.00 - 5.00
5DN-00040	50092	Th-230	0.821	0.0517	0.0911	2.2	1.00 - 5.00
5DN-00040	50092	Th-232	1.12	0.0515	0.112	3.1	1.00 - 5.00
5DN-00040	50092	Th-234	1.59 J	0.295	0.165	3.19	1.00 - 5.00
5DN-00040	50092	Tl-208	0.521	0.0203	0.0302	0.937	1.00 - 5.00
5DN-00040	50092	Tm-171	-1.85 U	16	5.55	72.4	1.00 - 5.00
5DN-00040	50092	U-233/234	0.634	0.0471	0.078	2.02	1.00 - 5.00
5DN-00040	50092	U-235/236	0.0664	0.02	0.0227	0.151	1.00 - 5.00
5DN-00040	50092	U-238	0.764	0.0162	0.0881	1.8	1.00 - 5.00
5DN-00040	50433	Ac-227	-0.0904 U	0.156	0.0512	0.217	7.50 - 11.50
5DN-00040	50433	Am-241	0.0023	0.0063	0.0023	0.0454	7.50 - 11.50
5DN-00040	50433	Bi-212	0.796	0.133	0.0692	2.15	7.50 - 11.50
5DN-00040	50433	Bi-214	0.675	0.0253	0.0338	1.59	7.50 - 11.50
5DN-00040	50433	Cd-113m	-48.7 U	104	33	3030	7.50 - 11.50
5DN-00040	50433	Cm-243/244	0.0007 U	0.0151	0.0029	0.0443	7.50 - 11.50
5DN-00040	50433	Co-60	-0.0025 U	0.0157	0.0046	0.028	7.50 - 11.50
5DN-00040	50433	Cs-134	0.002 U	0.0146	0.0051	0.0864	7.50 - 11.50
5DN-00040	50433	Cs-137	-0.0025 UJ	0.0148	0.0043	0.207	7.50 - 11.50
5DN-00040	50433	Eu-152	-0.0301 UJ	0.0371	0.0138	0.0566	7.50 - 11.50
5DN-00040	50433	Eu-154	-0.0256 U	0.0904	0.0279	0.15	7.50 - 11.50
5DN-00040	50433	Eu-155	0.0735 JS	0.059	0.0246	0.231	7.50 - 11.50
5DN-00040	50433	Ho-166m	-0.0002 U	0.0226	0.0065	0.0432	7.50 - 11.50

Table A.2
Analytical Results Summary
Subarea 5D, Round 1

Sample Location	Sample ID	Analyte Name	Activity	MDC	TPU	RTL	Sample Depth (feet bgs)
5DN-00040	50433	K-40	25.6	0.113	1.44	32.4	7.50 - 11.50
5DN-00040	50433	Na-22	0.003 U	0.0222	0.0066	0.037	7.50 - 11.50
5DN-00040	50433	Nb-94	-0.0015 U	0.0128	0.0038	0.0214	7.50 - 11.50
5DN-00040	50433	Ni-59	0.183 UJ	3.32	0.92	5.96	7.50 - 11.50
5DN-00040	50433	Ni-63	0.396 U	0.916	0.28	4.92	7.50 - 11.50
5DN-00040	50433	Np-236	-0.0051 U	0.0291	0.009	0.047	7.50 - 11.50
5DN-00040	50433	Np-239	-0.03 U	0.105	0.0317	0.139	7.50 - 11.50
5DN-00040	50433	Pa-231	-0.187 U	0.635	0.2	0.936	7.50 - 11.50
5DN-00040	50433	Pb-212	1.26	0.0313	0.076	2.69	7.50 - 11.50
5DN-00040	50433	Pb-214	0.741	0.0276	0.0372	1.7	7.50 - 11.50
5DN-00040	50433	Pm-147	-0.649 U	7	2.05	17.5	7.50 - 11.50
5DN-00040	50433	Pu-238	0.0091 U	0.0224	0.0067	0.0415	7.50 - 11.50
5DN-00040	50433	Pu-239/240	-0.0012 U	0.0223	0.0049	0.0404	7.50 - 11.50
5DN-00040	50433	Pu-244	0.0047	0.0131	0.0039	0.0313	7.50 - 11.50
5DN-00040	50433	Sb-125	0.0054 U	0.04	0.0119	0.354	7.50 - 11.50
5DN-00040	50433	Sn-126	-0.0094 U	0.0139	0.0047	0.0237	7.50 - 11.50
5DN-00040	50433	Sr-90	0.142 U	0.271	0.0843	0.485	7.50 - 11.50
5DN-00040	50433	Tc-99	0.16 U	1.08	0.322	1.63	7.50 - 11.50
5DN-00040	50433	Th-228	1.09	0.0828	0.119	3.98	7.50 - 11.50
5DN-00040	50433	Th-229	-0.0073 U	0.0787	0.0164	0.145	7.50 - 11.50
5DN-00040	50433	Th-230	0.562	0.0957	0.0756	2.2	7.50 - 11.50
5DN-00040	50433	Th-232	0.916	0.0197	0.0978	3.1	7.50 - 11.50
5DN-00040	50433	Th-234	1.1 J	0.219	0.114	3.19	7.50 - 11.50
5DN-00040	50433	Tl-208	0.371	0.0162	0.0223	0.937	7.50 - 11.50
5DN-00040	50433	Tm-171	-2.66 U	10.4	3.57	72.4	7.50 - 11.50
5DN-00040	50433	U-233/234	0.549	0.0798	0.0835	2.02	7.50 - 11.50
5DN-00040	50433	U-235/236	0.0248	0.0694	0.0205	0.151	7.50 - 11.50
5DN-00040	50433	U-238	0.593	0.0561	0.0865	1.8	7.50 - 11.50
5DN-00041	50093	Ac-227	0.0531 UJ	0.19	0.0587	0.217	0.00 - 0.50
5DN-00041	50093	Am-241	0.0132	0.0154	0.0058	0.0454	0.00 - 0.50
5DN-00041	50093	Bi-212	1.1 J	0.292	0.284	2.15	0.00 - 0.50
5DN-00041	50093	Bi-214	1.03	0.0325	0.0526	1.59	0.00 - 0.50
5DN-00041	50093	Cd-113m	-14.2 U	126	38.8	3030	0.00 - 0.50
5DN-00041	50093	Cm-243/244	0 U	0.0204	0.0048	0.0443	0.00 - 0.50

Table A.2
Analytical Results Summary
Subarea 5D, Round 1

Sample Location	Sample ID	Analyte Name	Activity	MDC	TPU	RTL	Sample Depth (feet bgs)
5DN-00041	50093	Co-60	0.0122 J	0.0228	0.0069	0.028	0.00 - 0.50
5DN-00041	50093	Cs-134	0.002 U	0.0192	0.0066	0.0864	0.00 - 0.50
5DN-00041	50093	Cs-137	0.011	0.0218	0.0085	0.207	0.00 - 0.50
5DN-00041	50093	Eu-152	0.0076 U	0.0491	0.0172	0.0566	0.00 - 0.50
5DN-00041	50093	Eu-154	0.0208 U	0.126	0.0372	0.15	0.00 - 0.50
5DN-00041	50093	Eu-155	0.0708 JS	0.0632	0.0244	0.231	0.00 - 0.50
5DN-00041	50093	Ho-166m	0.0204 JS	0.0326	0.0103	0.0432	0.00 - 0.50
5DN-00041	50093	K-40	20	0.132	1.08	32.4	0.00 - 0.50
5DN-00041	50093	Na-22	-0.0115 U	0.0268	0.0085	0.037	0.00 - 0.50
5DN-00041	50093	Nb-94	0.0137 JS	0.0188	0.0061	0.0214	0.00 - 0.50
5DN-00041	50093	Ni-59	-0.518 U	5.89	1.69	5.96	0.00 - 0.50
5DN-00041	50093	Ni-63	0.136 U	0.832	0.25	4.92	0.00 - 0.50
5DN-00041	50093	Np-236	-0.0058 U	0.0304	0.009	0.047	0.00 - 0.50
5DN-00041	50093	Np-239	-0.034 U	0.121	0.0378	0.139	0.00 - 0.50
5DN-00041	50093	Pa-231	-0.14 U	0.782	0.258	0.936	0.00 - 0.50
5DN-00041	50093	Pb-212	1.77	0.0377	0.0993	2.69	0.00 - 0.50
5DN-00041	50093	Pb-214	1.12	0.0346	0.0542	1.7	0.00 - 0.50
5DN-00041	50093	Pm-147	0.585 U	6.83	2.01	17.5	0.00 - 0.50
5DN-00041	50093	Pu-238	0.001 UJ	0.0221	0.0043	0.0415	0.00 - 0.50
5DN-00041	50093	Pu-239/240	0.0058 UJ	0.0404	0.0104	0.0404	0.00 - 0.50
5DN-00041	50093	Pu-244	0.0044 UJ	0.022	0.0055	0.0313	0.00 - 0.50
5DN-00041	50093	Sb-125	0.0278 JS	0.0565	0.0175	0.354	0.00 - 0.50
5DN-00041	50093	Sn-126	-0.0035 U	0.0194	0.0057	0.0237	0.00 - 0.50
5DN-00041	50093	Sr-90	0.0308 U	0.194	0.0537	0.485	0.00 - 0.50
5DN-00041	50093	Tc-99	-0.242 U	0.947	0.259	1.63	0.00 - 0.50
5DN-00041	50093	Th-228	1.81 J	0.181	0.169	3.98	0.00 - 0.50
5DN-00041	50093	Th-229	0.038 UJ	0.0996	0.0295	0.145	0.00 - 0.50
5DN-00041	50093	Th-230	0.978	0.0704	0.101	2.2	0.00 - 0.50
5DN-00041	50093	Th-232	1.4	0.0205	0.126	3.1	0.00 - 0.50
5DN-00041	50093	Th-234	1.19 J	0.227	0.142	3.19	0.00 - 0.50
5DN-00041	50093	Tl-208	0.632	0.0214	0.0389	0.937	0.00 - 0.50
5DN-00041	50093	Tm-171	-4.21 U	8.24	3.01	72.4	0.00 - 0.50
5DN-00041	50093	U-233/234	0.655	0.0563	0.076	2.02	0.00 - 0.50
5DN-00041	50093	U-235/236	0.0687	0.0169	0.0213	0.151	0.00 - 0.50

Table A.2
Analytical Results Summary
Subarea 5D, Round 1

Sample Location	Sample ID	Analyte Name	Activity	MDC	TPU	RTL	Sample Depth (feet bgs)
5DN-00041	50093	U-238	0.742	0.0137	0.0819	1.8	0.00 - 0.50
5DN-00041	50094	Ac-227	0.0031 U	0.193	0.0567	0.217	1.00 - 5.00
5DN-00041	50094	Am-241	0.0088	0.0197	0.0064	0.0454	1.00 - 5.00
5DN-00041	50094	Bi-212	1	0.175	0.0994	2.15	1.00 - 5.00
5DN-00041	50094	Bi-214	0.956	0.0313	0.0465	1.59	1.00 - 5.00
5DN-00041	50094	Cd-113m	-37.1 U	131	41.4	3030	1.00 - 5.00
5DN-00041	50094	Cm-243/244	-0.0128 U	0.044	0.0079	0.0443	1.00 - 5.00
5DN-00041	50094	Co-60	0.0038 U	0.0203	0.0059	0.028	1.00 - 5.00
5DN-00041	50094	Cs-134	-0.002 U	0.018	0.0061	0.0864	1.00 - 5.00
5DN-00041	50094	Cs-137	0.0293	0.0191	0.0066	0.207	1.00 - 5.00
5DN-00041	50094	Eu-152	0.0039 U	0.0501	0.017	0.0566	1.00 - 5.00
5DN-00041	50094	Eu-154	0.0261 U	0.11	0.0361	0.15	1.00 - 5.00
5DN-00041	50094	Eu-155	0.0894 J	0.07	0.0299	0.231	1.00 - 5.00
5DN-00041	50094	Ho-166m	-0.0044 U	0.0282	0.0084	0.0432	1.00 - 5.00
5DN-00041	50094	K-40	18.9	0.147	1.04	32.4	1.00 - 5.00
5DN-00041	50094	Na-22	-0.0098 U	0.0243	0.0077	0.037	1.00 - 5.00
5DN-00041	50094	Nb-94	0.007 U	0.0181	0.0055	0.0214	1.00 - 5.00
5DN-00041	50094	Ni-59	-1.81 U	5.16	1.54	5.96	1.00 - 5.00
5DN-00041	50094	Ni-63	0.149 U	1.29	0.386	4.92	1.00 - 5.00
5DN-00041	50094	Np-236	0.0001 U	0.0363	0.011	0.047	1.00 - 5.00
5DN-00041	50094	Np-239	-0.0288 U	0.126	0.0378	0.139	1.00 - 5.00
5DN-00041	50094	Pa-231	0.0581 U	0.805	0.237	0.936	1.00 - 5.00
5DN-00041	50094	Pb-212	1.75	0.0409	0.101	2.69	1.00 - 5.00
5DN-00041	50094	Pb-214	1.05	0.0349	0.0503	1.7	1.00 - 5.00
5DN-00041	50094	Pm-147	0.588 U	6.83	2.02	17.5	1.00 - 5.00
5DN-00041	50094	Pu-238	-0.0032 U	0.0382	0.0089	0.0415	1.00 - 5.00
5DN-00041	50094	Pu-239/240	0.0034 U	0.017	0.0042	0.0404	1.00 - 5.00
5DN-00041	50094	Pu-244	0.008	0.0072	0.0046	0.0313	1.00 - 5.00
5DN-00041	50094	Sb-125	-0.0166 U	0.0511	0.0162	0.354	1.00 - 5.00
5DN-00041	50094	Sn-126	-0.0114 U	0.0179	0.0061	0.0237	1.00 - 5.00
5DN-00041	50094	Sr-90	1	0.32	0.175	0.485	1.00 - 5.00
5DN-00041	50094	Tc-99	0.175 U	1.13	0.336	1.63	1.00 - 5.00
5DN-00041	50094	Th-228	1.65	0.101	0.154	3.98	1.00 - 5.00
5DN-00041	50094	Th-229	0.007 U	0.084	0.021	0.145	1.00 - 5.00

Table A.2
Analytical Results Summary
Subarea 5D, Round 1

Sample Location	Sample ID	Analyte Name	Activity	MDC	TPU	RTL	Sample Depth (feet bgs)
5DN-00041	50094	Th-230	0.795	0.0514	0.0882	2.2	1.00 - 5.00
5DN-00041	50094	Th-232	1.17	0.0189	0.113	3.1	1.00 - 5.00
5DN-00041	50094	Th-234	1.59	0.277	0.158	3.19	1.00 - 5.00
5DN-00041	50094	Tl-208	0.522	0.0216	0.0312	0.937	1.00 - 5.00
5DN-00041	50094	Tm-171	3.24 U	13.7	4.59	72.4	1.00 - 5.00
5DN-00041	50094	U-233/234	0.75	0.0602	0.0914	2.02	1.00 - 5.00
5DN-00041	50094	U-235/236	0.0517	0.0524	0.0229	0.151	1.00 - 5.00
5DN-00041	50094	U-238	0.726	0.0668	0.0897	1.8	1.00 - 5.00
5DN-00042	50095	Ac-227	0.059 UJ	0.199	0.0605	0.217	0.00 - 0.50
5DN-00042	50095	Am-241	0	0.0067	0.0025	0.0454	0.00 - 0.50
5DN-00042	50095	Bi-212	1.26	0.16	0.106	2.15	0.00 - 0.50
5DN-00042	50095	Bi-214	1.1	0.0293	0.0508	1.59	0.00 - 0.50
5DN-00042	50095	Cd-113m	-10.3 U	131	39.1	3030	0.00 - 0.50
5DN-00042	50095	Cm-243/244	0.0083	0.0161	0.0054	0.0443	0.00 - 0.50
5DN-00042	50095	Co-60	-0.0018 U	0.0177	0.0054	0.028	0.00 - 0.50
5DN-00042	50095	Cs-134	0.0021 U	0.0176	0.0058	0.0864	0.00 - 0.50
5DN-00042	50095	Cs-137	0.0234	0.0155	0.0095	0.207	0.00 - 0.50
5DN-00042	50095	Eu-152	-0.0214 U	0.0469	0.0157	0.0566	0.00 - 0.50
5DN-00042	50095	Eu-154	-0.0549 U	0.0938	0.0317	0.15	0.00 - 0.50
5DN-00042	50095	Eu-155	0.0924 JS	0.0726	0.0259	0.231	0.00 - 0.50
5DN-00042	50095	Ho-166m	0.0024 U	0.0266	0.0077	0.0432	0.00 - 0.50
5DN-00042	50095	K-40	19.6	0.125	1.13	32.4	0.00 - 0.50
5DN-00042	50095	Na-22	-0.0027 U	0.0228	0.0069	0.037	0.00 - 0.50
5DN-00042	50095	Nb-94	0.0023 U	0.0149	0.0044	0.0214	0.00 - 0.50
5DN-00042	50095	Ni-59	0.207 U	6.33	1.68	5.96	0.00 - 0.50
5DN-00042	50095	Ni-63	0.452	0.82	0.253	4.92	0.00 - 0.50
5DN-00042	50095	Np-236	-0.0067 U	0.0365	0.0108	0.047	0.00 - 0.50
5DN-00042	50095	Np-239	-0.0318 U	0.127	0.0388	0.139	0.00 - 0.50
5DN-00042	50095	Pa-231	0.0235 U	0.799	0.257	0.936	0.00 - 0.50
5DN-00042	50095	Pb-212	1.89	0.0395	0.12	2.69	0.00 - 0.50
5DN-00042	50095	Pb-214	1.15	0.0337	0.0575	1.7	0.00 - 0.50
5DN-00042	50095	Pm-147	-0.566 U	7.13	2.07	17.5	0.00 - 0.50
5DN-00042	50095	Pu-238	0.0107	0.0058	0.0048	0.0415	0.00 - 0.50
5DN-00042	50095	Pu-239/240	0.0061 U	0.0193	0.0055	0.0404	0.00 - 0.50

Table A.2
Analytical Results Summary
Subarea 5D, Round 1

Sample Location	Sample ID	Analyte Name	Activity	MDC	TPU	RTL	Sample Depth (feet bgs)
5DN-00042	50095	Pu-244	-0.0003 U	0.0193	0.004	0.0313	0.00 - 0.50
5DN-00042	50095	Sb-125	0.0229 U	0.0503	0.0158	0.354	0.00 - 0.50
5DN-00042	50095	Sn-126	-0.0002 U	0.0161	0.0047	0.0237	0.00 - 0.50
5DN-00042	50095	Sr-90	0.0061 U	0.251	0.0678	0.485	0.00 - 0.50
5DN-00042	50095	Tc-99	-0.271 U	1.06	0.299	1.63	0.00 - 0.50
5DN-00042	50095	Th-228	1.47 J	0.273	0.173	3.98	0.00 - 0.50
5DN-00042	50095	Th-229	0.0385	0.0709	0.0237	0.145	0.00 - 0.50
5DN-00042	50095	Th-230	0.97	0.0892	0.112	2.2	0.00 - 0.50
5DN-00042	50095	Th-232	1.33	0.0259	0.135	3.1	0.00 - 0.50
5DN-00042	50095	Th-234	1.65 J	0.291	0.169	3.19	0.00 - 0.50
5DN-00042	50095	Tl-208	0.592	0.0191	0.0339	0.937	0.00 - 0.50
5DN-00042	50095	Tm-171	-6.8 U	14.9	5.49	72.4	0.00 - 0.50
5DN-00042	50095	U-233/234	0.636	0.0591	0.0844	2.02	0.00 - 0.50
5DN-00042	50095	U-235/236	0.0426	0.0731	0.0247	0.151	0.00 - 0.50
5DN-00042	50095	U-238	0.745	0.0196	0.093	1.8	0.00 - 0.50
5DN-00042	50096	Ac-227	-0.0356 U	0.17	0.0531	0.217	1.00 - 5.00
5DN-00042	50096	Am-241	0.0029 U	0.0263	0.0065	0.0454	1.00 - 5.00
5DN-00042	50096	Bi-212	1.12	0.166	0.111	2.15	1.00 - 5.00
5DN-00042	50096	Bi-214	0.729	0.0315	0.0404	1.59	1.00 - 5.00
5DN-00042	50096	Cd-113m	-15.7 U	115	35.5	3030	1.00 - 5.00
5DN-00042	50096	Cm-243/244	0.0026 U	0.0331	0.0083	0.0443	1.00 - 5.00
5DN-00042	50096	Co-60	0.0094 U	0.0204	0.006	0.028	1.00 - 5.00
5DN-00042	50096	Cs-134	-0.0038 U	0.0169	0.006	0.0864	1.00 - 5.00
5DN-00042	50096	Cs-137	-0.0156 UJ	0.019	0.0067	0.207	1.00 - 5.00
5DN-00042	50096	Eu-152	-0.0209 U	0.0435	0.0166	0.0566	1.00 - 5.00
5DN-00042	50096	Eu-154	-0.0356 U	0.109	0.0343	0.15	1.00 - 5.00
5DN-00042	50096	Eu-155	0.0742 JS	0.0568	0.0237	0.231	1.00 - 5.00
5DN-00042	50096	Ho-166m	-0.0001 U	0.0284	0.0082	0.0432	1.00 - 5.00
5DN-00042	50096	K-40	18	0.133	0.98	32.4	1.00 - 5.00
5DN-00042	50096	Na-22	0.0002 U	0.0262	0.0076	0.037	1.00 - 5.00
5DN-00042	50096	Nb-94	-0.0045 U	0.0167	0.005	0.0214	1.00 - 5.00
5DN-00042	50096	Ni-59	1.42 U	5.85	1.6	5.96	1.00 - 5.00
5DN-00042	50096	Ni-63	-0.169 U	1.16	0.344	4.92	1.00 - 5.00
5DN-00042	50096	Np-236	-0.0018 U	0.0279	0.0081	0.047	1.00 - 5.00

Table A.2
Analytical Results Summary
Subarea 5D, Round 1

Sample Location	Sample ID	Analyte Name	Activity	MDC	TPU	RTL	Sample Depth (feet bgs)
5DN-00042	50096	Np-239	0.0471 UJ	0.111	0.0349	0.139	1.00 - 5.00
5DN-00042	50096	Pa-231	0.103 U	0.715	0.22	0.936	1.00 - 5.00
5DN-00042	50096	Pb-212	1.59	0.0337	0.0894	2.69	1.00 - 5.00
5DN-00042	50096	Pb-214	0.603	0.0316	0.0323	1.7	1.00 - 5.00
5DN-00042	50096	Pm-147	1.51 U	6.63	1.97	17.5	1.00 - 5.00
5DN-00042	50096	Pu-238	0.0114	0.0223	0.0071	0.0415	1.00 - 5.00
5DN-00042	50096	Pu-239/240	0.0028 U	0.0141	0.0035	0.0404	1.00 - 5.00
5DN-00042	50096	Pu-244	0.0035 U	0.0174	0.0044	0.0313	1.00 - 5.00
5DN-00042	50096	Sb-125	0.0079 U	0.0477	0.014	0.354	1.00 - 5.00
5DN-00042	50096	Sn-126	-0.0062 U	0.0186	0.0057	0.0237	1.00 - 5.00
5DN-00042	50096	Sr-90	-0.0278 U	0.205	0.0526	0.485	1.00 - 5.00
5DN-00042	50096	Tc-99	-0.117 U	1.15	0.336	1.63	1.00 - 5.00
5DN-00042	50096	Th-228	1.45	0.0791	0.141	3.98	1.00 - 5.00
5DN-00042	50096	Th-229	0.0353	0.076	0.0235	0.145	1.00 - 5.00
5DN-00042	50096	Th-230	0.654	0.0654	0.0793	2.2	1.00 - 5.00
5DN-00042	50096	Th-232	1.08	0.0652	0.109	3.1	1.00 - 5.00
5DN-00042	50096	Th-234	0.916 J	0.231	0.127	3.19	1.00 - 5.00
5DN-00042	50096	Tl-208	0.542	0.0195	0.0334	0.937	1.00 - 5.00
5DN-00042	50096	Tm-171	1.32 U	7.54	2.57	72.4	1.00 - 5.00
5DN-00042	50096	U-233/234	0.749	0.0325	0.0907	2.02	1.00 - 5.00
5DN-00042	50096	U-235/236	0.0922	0.0139	0.0232	0.151	1.00 - 5.00
5DN-00042	50096	U-238	0.735	0.0138	0.0892	1.8	1.00 - 5.00
5DN-00043	50097	Ac-227	0.0376 UJ	0.204	0.0602	0.217	0.00 - 0.50
5DN-00043	50097	Am-241	0.0005 UJ	0.038	0.0085	0.0454	0.00 - 0.50
5DN-00043	50097	Bi-212	1.04	0.177	0.0957	2.15	0.00 - 0.50
5DN-00043	50097	Bi-214	1.03	0.0319	0.0489	1.59	0.00 - 0.50
5DN-00043	50097	Cd-113m	-8.75 U	134	39.5	3030	0.00 - 0.50
5DN-00043	50097	Cm-243/244	-0.0045 UJ	0.0351	0.0062	0.0443	0.00 - 0.50
5DN-00043	50097	Co-60	-0.0045 U	0.0212	0.0065	0.028	0.00 - 0.50
5DN-00043	50097	Cs-134	0.0071 U	0.0193	0.0065	0.0864	0.00 - 0.50
5DN-00043	50097	Cs-137	0.0116 J	0.021	0.0066	0.207	0.00 - 0.50
5DN-00043	50097	Eu-152	-0.0174 U	0.0501	0.0157	0.0566	0.00 - 0.50
5DN-00043	50097	Eu-154	-0.0384 U	0.11	0.0339	0.15	0.00 - 0.50
5DN-00043	50097	Eu-155	0.0984 JS	0.0771	0.0324	0.231	0.00 - 0.50

Table A.2
Analytical Results Summary
Subarea 5D, Round 1

Sample Location	Sample ID	Analyte Name	Activity	MDC	TPU	RTL	Sample Depth (feet bgs)
5DN-00043	50097	Ho-166m	0.0071 U	0.0294	0.0087	0.0432	0.00 - 0.50
5DN-00043	50097	K-40	20.2	0.148	1.24	32.4	0.00 - 0.50
5DN-00043	50097	Na-22	-0.0151 U	0.0262	0.0088	0.037	0.00 - 0.50
5DN-00043	50097	Nb-94	0.0043 U	0.0172	0.0051	0.0214	0.00 - 0.50
5DN-00043	50097	Ni-59	-2.1 U	4.1	1.31	5.96	0.00 - 0.50
5DN-00043	50097	Ni-63	0.614	1.04	0.321	4.92	0.00 - 0.50
5DN-00043	50097	Np-236	0.0037 U	0.037	0.0111	0.047	0.00 - 0.50
5DN-00043	50097	Np-239	-0.029 U	0.128	0.0382	0.139	0.00 - 0.50
5DN-00043	50097	Pa-231	0.224 U	0.84	0.251	0.936	0.00 - 0.50
5DN-00043	50097	Pb-212	1.77	0.041	0.106	2.69	0.00 - 0.50
5DN-00043	50097	Pb-214	1.16	0.0339	0.0553	1.7	0.00 - 0.50
5DN-00043	50097	Pm-147	0.914 U	7.1	2.1	17.5	0.00 - 0.50
5DN-00043	50097	Pu-238	0.0122	0.0066	0.0055	0.0415	0.00 - 0.50
5DN-00043	50097	Pu-239/240	-0.0013 U	0.0422	0.0107	0.0404	0.00 - 0.50
5DN-00043	50097	Pu-244	0.0031 U	0.0155	0.0039	0.0313	0.00 - 0.50
5DN-00043	50097	Sb-125	-0.0062 U	0.0528	0.0161	0.354	0.00 - 0.50
5DN-00043	50097	Sn-126	-0.0057 U	0.0186	0.0058	0.0237	0.00 - 0.50
5DN-00043	50097	Sr-90	0.271	0.272	0.0939	0.485	0.00 - 0.50
5DN-00043	50097	Tc-99	-0.424 U	1	0.268	1.63	0.00 - 0.50
5DN-00043	50097	Th-228	1.64	0.15	0.159	3.98	0.00 - 0.50
5DN-00043	50097	Th-229	0.0079 U	0.0851	0.0209	0.145	0.00 - 0.50
5DN-00043	50097	Th-230	0.686	0.0733	0.0833	2.2	0.00 - 0.50
5DN-00043	50097	Th-232	1.19	0.0579	0.116	3.1	0.00 - 0.50
5DN-00043	50097	Th-234	1.47 J	0.293	0.161	3.19	0.00 - 0.50
5DN-00043	50097	Tl-208	0.552	0.0209	0.0323	0.937	0.00 - 0.50
5DN-00043	50097	Tm-171	1.83 U	18.4	6	72.4	0.00 - 0.50
5DN-00043	50097	U-233/234	0.895	0.0656	0.102	2.02	0.00 - 0.50
5DN-00043	50097	U-235/236	0.0311	0.021	0.0157	0.151	0.00 - 0.50
5DN-00043	50097	U-238	1.25	0.017	0.129	1.8	0.00 - 0.50
5DN-00043	50098	Ac-227	-0.0909 U	0.197	0.0625	0.217	1.00 - 5.00
5DN-00043	50098	Am-241	0.0211	0.0162	0.008	0.0454	1.00 - 5.00
5DN-00043	50098	Bi-212	1.03 J	0.168	0.106	2.15	1.00 - 5.00
5DN-00043	50098	Bi-214	0.768	0.0316	0.04	1.59	1.00 - 5.00
5DN-00043	50098	Cd-113m	19.3 U	131	39.7	3030	1.00 - 5.00

Table A.2
Analytical Results Summary
Subarea 5D, Round 1

Sample Location	Sample ID	Analyte Name	Activity	MDC	TPU	RTL	Sample Depth (feet bgs)
5DN-00043	50098	Cm-243/244	-0.0005 U	0.0371	0.0091	0.0443	1.00 - 5.00
5DN-00043	50098	Co-60	0.0102 U	0.0215	0.0065	0.028	1.00 - 5.00
5DN-00043	50098	Cs-134	0.0005 U	0.0189	0.0063	0.0864	1.00 - 5.00
5DN-00043	50098	Cs-137	0.0062 U	0.02	0.0059	0.207	1.00 - 5.00
5DN-00043	50098	Eu-152	0.0032 U	0.0496	0.0168	0.0566	1.00 - 5.00
5DN-00043	50098	Eu-154	-0.0505 U	0.112	0.0356	0.15	1.00 - 5.00
5DN-00043	50098	Eu-155	0.0434 JS	0.0739	0.0241	0.231	1.00 - 5.00
5DN-00043	50098	Ho-166m	-0.0001 U	0.0297	0.0088	0.0432	1.00 - 5.00
5DN-00043	50098	K-40	18	0.138	1.11	32.4	1.00 - 5.00
5DN-00043	50098	Na-22	-0.0082 U	0.0262	0.0082	0.037	1.00 - 5.00
5DN-00043	50098	Nb-94	-0.001 U	0.0167	0.005	0.0214	1.00 - 5.00
5DN-00043	50098	Ni-59	0.397 U	4.68	1.24	5.96	1.00 - 5.00
5DN-00043	50098	Ni-63	0.291 U	1.1	0.332	4.92	1.00 - 5.00
5DN-00043	50098	Np-236	-0.0205 U	0.0359	0.012	0.047	1.00 - 5.00
5DN-00043	50098	Np-239	-0.0127 UJ	0.129	0.0379	0.139	1.00 - 5.00
5DN-00043	50098	Pa-231	-0.0132 U	0.813	0.239	0.936	1.00 - 5.00
5DN-00043	50098	Pb-212	1.75	0.0382	0.105	2.69	1.00 - 5.00
5DN-00043	50098	Pb-214	0.809	0.0335	0.0423	1.7	1.00 - 5.00
5DN-00043	50098	Pm-147	0.653 U	6.26	1.84	17.5	1.00 - 5.00
5DN-00043	50098	Pu-238	0.0012 U	0.0173	0.0038	0.0415	1.00 - 5.00
5DN-00043	50098	Pu-239/240	0.0044	0.0059	0.0031	0.0404	1.00 - 5.00
5DN-00043	50098	Pu-244	0.0094	0.0139	0.0052	0.0313	1.00 - 5.00
5DN-00043	50098	Sb-125	0.0237 U	0.0533	0.0166	0.354	1.00 - 5.00
5DN-00043	50098	Sn-126	-0.0014 U	0.0186	0.0055	0.0237	1.00 - 5.00
5DN-00043	50098	Sr-90	0.336	0.196	0.0823	0.485	1.00 - 5.00
5DN-00043	50098	Tc-99	0.0907 U	1.12	0.332	1.63	1.00 - 5.00
5DN-00043	50098	Th-228	1.34	0.0607	0.132	3.98	1.00 - 5.00
5DN-00043	50098	Th-229	0.0683	0.0185	0.022	0.145	1.00 - 5.00
5DN-00043	50098	Th-230	0.749	0.0633	0.085	2.2	1.00 - 5.00
5DN-00043	50098	Th-232	1.14	0.0184	0.111	3.1	1.00 - 5.00
5DN-00043	50098	Th-234	1.57 J	0.29	0.174	3.19	1.00 - 5.00
5DN-00043	50098	Tl-208	0.53	0.0212	0.0314	0.937	1.00 - 5.00
5DN-00043	50098	Tm-171	0.705 U	17.4	5.67	72.4	1.00 - 5.00
5DN-00043	50098	U-233/234	0.694	0.0455	0.0855	2.02	1.00 - 5.00

Table A.2
Analytical Results Summary
Subarea 5D, Round 1

Sample Location	Sample ID	Analyte Name	Activity	MDC	TPU	RTL	Sample Depth (feet bgs)
5DN-00043	50098	U-235/236	0.0554	0.0137	0.0174	0.151	1.00 - 5.00
5DN-00043	50098	U-238	0.755	0.032	0.0907	1.8	1.00 - 5.00
5DN-00044	50099	Ac-227	-0.068 UJ	0.158	0.0499	0.217	0.00 - 0.50
5DN-00044	50099	Am-241	0.0049	0.0066	0.0035	0.0454	0.00 - 0.50
5DN-00044	50099	Bi-212	1.15	0.138	0.0869	2.15	0.00 - 0.50
5DN-00044	50099	Bi-214	1.1	0.0261	0.05	1.59	0.00 - 0.50
5DN-00044	50099	Cd-113m	16.3 U	107	32.7	3030	0.00 - 0.50
5DN-00044	50099	Cm-243/244	0.0075	0.0068	0.0043	0.0443	0.00 - 0.50
5DN-00044	50099	Co-60	0.0003 U	0.0167	0.0049	0.028	0.00 - 0.50
5DN-00044	50099	Cs-134	0.0006 U	0.0157	0.0053	0.0864	0.00 - 0.50
5DN-00044	50099	Cs-137	0.047 J	0.015	0.0119	0.207	0.00 - 0.50
5DN-00044	50099	Eu-152	0.0087 U	0.0402	0.0148	0.0566	0.00 - 0.50
5DN-00044	50099	Eu-154	-0.0448 U	0.0846	0.0274	0.15	0.00 - 0.50
5DN-00044	50099	Eu-155	0.0639 JS	0.0575	0.0221	0.231	0.00 - 0.50
5DN-00044	50099	Ho-166m	-0.0085 U	0.0221	0.007	0.0432	0.00 - 0.50
5DN-00044	50099	K-40	18.8	0.115	1.01	32.4	0.00 - 0.50
5DN-00044	50099	Na-22	-0.0069 U	0.0201	0.0063	0.037	0.00 - 0.50
5DN-00044	50099	Nb-94	0.0098 JS	0.0136	0.0045	0.0214	0.00 - 0.50
5DN-00044	50099	Ni-59	0.175 U	5.97	1.67	5.96	0.00 - 0.50
5DN-00044	50099	Ni-63	0.761	0.942	0.298	4.92	0.00 - 0.50
5DN-00044	50099	Np-236	-0.0017 U	0.0294	0.009	0.047	0.00 - 0.50
5DN-00044	50099	Np-239	0.0289 U	0.106	0.0316	0.139	0.00 - 0.50
5DN-00044	50099	Pa-231	-0.378 U	0.641	0.213	0.936	0.00 - 0.50
5DN-00044	50099	Pb-212	1.83	0.0319	0.104	2.69	0.00 - 0.50
5DN-00044	50099	Pb-214	1.16	0.0285	0.0543	1.7	0.00 - 0.50
5DN-00044	50099	Pm-147	0.15 U	7.11	2.08	17.5	0.00 - 0.50
5DN-00044	50099	Pu-238	0.0052	0.007	0.0037	0.0415	0.00 - 0.50
5DN-00044	50099	Pu-239/240	0.0018 U	0.03	0.0073	0.0404	0.00 - 0.50
5DN-00044	50099	Pu-244	0.0077	0.007	0.0045	0.0313	0.00 - 0.50
5DN-00044	50099	Sb-125	0.0259 JS	0.0433	0.0142	0.354	0.00 - 0.50
5DN-00044	50099	Sn-126	0.0056 U	0.0152	0.0046	0.0237	0.00 - 0.50
5DN-00044	50099	Sr-90	0.283	0.148	0.0684	0.485	0.00 - 0.50
5DN-00044	50099	Tc-99	-0.227 U	0.961	0.264	1.63	0.00 - 0.50
5DN-00044	50099	Th-228	1.71	0.114	0.16	3.98	0.00 - 0.50

Table A.2
Analytical Results Summary
Subarea 5D, Round 1

Sample Location	Sample ID	Analyte Name	Activity	MDC	TPU	RTL	Sample Depth (feet bgs)
5DN-00044	50099	Th-229	0.0206 U	0.0637	0.0182	0.145	0.00 - 0.50
5DN-00044	50099	Th-230	0.944	0.0636	0.0983	2.2	0.00 - 0.50
5DN-00044	50099	Th-232	1.37	0.0185	0.125	3.1	0.00 - 0.50
5DN-00044	50099	Th-234	1.57	0.236	0.129	3.19	0.00 - 0.50
5DN-00044	50099	Tl-208	0.568	0.0169	0.0326	0.937	0.00 - 0.50
5DN-00044	50099	Tm-171	-3.05 U	11.5	3.91	72.4	0.00 - 0.50
5DN-00044	50099	U-233/234	0.704	0.131	0.0983	2.02	0.00 - 0.50
5DN-00044	50099	U-235/236	0.0487	0.0264	0.0221	0.151	0.00 - 0.50
5DN-00044	50099	U-238	0.567	0.111	0.0846	1.8	0.00 - 0.50
5DN-00044	50100	Ac-227	0.109 J	0.188	0.0615	0.217	1.00 - 5.00
5DN-00044	50100	Am-241	0.0156	0.0324	0.01	0.0454	1.00 - 5.00
5DN-00044	50100	Bi-212	1.12 J	0.288	0.287	2.15	1.00 - 5.00
5DN-00044	50100	Bi-214	1.05	0.0323	0.0531	1.59	1.00 - 5.00
5DN-00044	50100	Cd-113m	-50.6 U	120	39.3	3030	1.00 - 5.00
5DN-00044	50100	Cm-243/244	0.0003 U	0.0268	0.006	0.0443	1.00 - 5.00
5DN-00044	50100	Co-60	-0.0086 U	0.0209	0.0066	0.028	1.00 - 5.00
5DN-00044	50100	Cs-134	-0.002 U	0.0187	0.0065	0.0864	1.00 - 5.00
5DN-00044	50100	Cs-137	0.0039 U	0.0228	0.0065	0.207	1.00 - 5.00
5DN-00044	50100	Eu-152	-0.0348 U	0.0455	0.0177	0.0566	1.00 - 5.00
5DN-00044	50100	Eu-154	-0.0434 U	0.114	0.0362	0.15	1.00 - 5.00
5DN-00044	50100	Eu-155	0.0851 JS	0.0573	0.027	0.231	1.00 - 5.00
5DN-00044	50100	Ho-166m	0.0179 JS	0.0309	0.0095	0.0432	1.00 - 5.00
5DN-00044	50100	K-40	19.1	0.141	1.04	32.4	1.00 - 5.00
5DN-00044	50100	Na-22	-0.0071 U	0.0283	0.0085	0.037	1.00 - 5.00
5DN-00044	50100	Nb-94	0.0037 U	0.0179	0.0052	0.0214	1.00 - 5.00
5DN-00044	50100	Ni-59	2.04 U	5.12	1.4	5.96	1.00 - 5.00
5DN-00044	50100	Ni-63	0.111 U	1.06	0.319	4.92	1.00 - 5.00
5DN-00044	50100	Np-236	0.0045 U	0.0306	0.0089	0.047	1.00 - 5.00
5DN-00044	50100	Np-239	-0.0353 U	0.118	0.0372	0.139	1.00 - 5.00
5DN-00044	50100	Pa-231	-0.105 U	0.766	0.238	0.936	1.00 - 5.00
5DN-00044	50100	Pb-212	1.74	0.0369	0.0977	2.69	1.00 - 5.00
5DN-00044	50100	Pb-214	1.07	0.0342	0.0516	1.7	1.00 - 5.00
5DN-00044	50100	Pm-147	0.445 U	6.32	1.86	17.5	1.00 - 5.00
5DN-00044	50100	Pu-238	0.0006 U	0.0141	0.0027	0.0415	1.00 - 5.00

Table A.2
Analytical Results Summary
Subarea 5D, Round 1

Sample Location	Sample ID	Analyte Name	Activity	MDC	TPU	RTL	Sample Depth (feet bgs)
5DN-00044	50100	Pu-239/240	-0.0004 U	0.0199	0.0042	0.0404	1.00 - 5.00
5DN-00044	50100	Pu-244	0.0022	0.006	0.0022	0.0313	1.00 - 5.00
5DN-00044	50100	Sb-125	-0.0302 U	0.0501	0.0168	0.354	1.00 - 5.00
5DN-00044	50100	Sn-126	-0.0005 U	0.0195	0.0056	0.0237	1.00 - 5.00
5DN-00044	50100	Sr-90	0.41	0.23	0.0989	0.485	1.00 - 5.00
5DN-00044	50100	Tc-99	-0.0097 U	1.13	0.333	1.63	1.00 - 5.00
5DN-00044	50100	Th-228	1.47 J	0.11	0.154	3.98	1.00 - 5.00
5DN-00044	50100	Th-229	0.0418	0.0777	0.0252	0.145	1.00 - 5.00
5DN-00044	50100	Th-230	0.885	0.0776	0.103	2.2	1.00 - 5.00
5DN-00044	50100	Th-232	1.16	0.0773	0.122	3.1	1.00 - 5.00
5DN-00044	50100	Th-234	1.12 J	0.215	0.124	3.19	1.00 - 5.00
5DN-00044	50100	Tl-208	0.573	0.0206	0.0354	0.937	1.00 - 5.00
5DN-00044	50100	Tm-171	-0.83 U	7.94	2.72	72.4	1.00 - 5.00
5DN-00044	50100	U-233/234	0.717	0.0432	0.0824	2.02	1.00 - 5.00
5DN-00044	50100	U-235/236	0.0376	0.0534	0.0194	0.151	1.00 - 5.00
5DN-00044	50100	U-238	0.718	0.0349	0.0822	1.8	1.00 - 5.00
5DN-00044	50101	Ac-227	-0.0131 U	0.194	0.057	0.217	7.75 - 12.75
5DN-00044	50101	Am-241	-0.0082 U	0.0416	0.0092	0.0454	7.75 - 12.75
5DN-00044	50101	Bi-212	1.08	0.172	0.0935	2.15	7.75 - 12.75
5DN-00044	50101	Bi-214	0.804	0.0337	0.0409	1.59	7.75 - 12.75
5DN-00044	50101	Cd-113m	15.3 U	133	38.9	3030	7.75 - 12.75
5DN-00044	50101	Cm-243/244	-0.0087 U	0.0354	0.0068	0.0443	7.75 - 12.75
5DN-00044	50101	Co-60	0.0107 J	0.0218	0.0065	0.028	7.75 - 12.75
5DN-00044	50101	Cs-134	-0.0004 U	0.019	0.0063	0.0864	7.75 - 12.75
5DN-00044	50101	Cs-137	0.0135	0.022	0.0081	0.207	7.75 - 12.75
5DN-00044	50101	Eu-152	-0.0206 U	0.0486	0.0176	0.0566	7.75 - 12.75
5DN-00044	50101	Eu-154	-0.0617 U	0.113	0.0367	0.15	7.75 - 12.75
5DN-00044	50101	Eu-155	0.0797 JS	0.0692	0.0288	0.231	7.75 - 12.75
5DN-00044	50101	Ho-166m	0.0021 U	0.0314	0.0092	0.0432	7.75 - 12.75
5DN-00044	50101	K-40	19	0.145	1.04	32.4	7.75 - 12.75
5DN-00044	50101	Na-22	0.0103 U	0.0268	0.0079	0.037	7.75 - 12.75
5DN-00044	50101	Nb-94	0.0094 JS	0.0179	0.0055	0.0214	7.75 - 12.75
5DN-00044	50101	Ni-59	0.992 U	5.12	1.34	5.96	7.75 - 12.75
5DN-00044	50101	Ni-63	-0.314 U	1.06	0.312	4.92	7.75 - 12.75

Table A.2
Analytical Results Summary
Subarea 5D, Round 1

Sample Location	Sample ID	Analyte Name	Activity	MDC	TPU	RTL	Sample Depth (feet bgs)
5DN-00044	50101	Np-236	-0.0064 U	0.0352	0.0108	0.047	7.75 - 12.75
5DN-00044	50101	Np-239	0.031 U	0.127	0.0374	0.139	7.75 - 12.75
5DN-00044	50101	Pa-231	0.381 U	0.802	0.248	0.936	7.75 - 12.75
5DN-00044	50101	Pb-212	1.69	0.0382	0.0981	2.69	7.75 - 12.75
5DN-00044	50101	Pb-214	0.837	0.036	0.0429	1.7	7.75 - 12.75
5DN-00044	50101	Pm-147	0.559 U	6.87	2.02	17.5	7.75 - 12.75
5DN-00044	50101	Pu-238	0.0012 U	0.0172	0.0038	0.0415	7.75 - 12.75
5DN-00044	50101	Pu-239/240	0.0012 U	0.0171	0.0038	0.0404	7.75 - 12.75
5DN-00044	50101	Pu-244	0.0174	0.0059	0.0062	0.0313	7.75 - 12.75
5DN-00044	50101	Sb-125	0.0114 U	0.0525	0.0158	0.354	7.75 - 12.75
5DN-00044	50101	Sn-126	0.0058 U	0.0199	0.0059	0.0237	7.75 - 12.75
5DN-00044	50101	Sr-90	0.3	0.381	0.125	0.485	7.75 - 12.75
5DN-00044	50101	Tc-99	0.41 U	1.08	0.328	1.63	7.75 - 12.75
5DN-00044	50101	Th-228	1.23	0.0809	0.128	3.98	7.75 - 12.75
5DN-00044	50101	Th-229	0.0501	0.0527	0.0217	0.145	7.75 - 12.75
5DN-00044	50101	Th-230	0.836	0.0664	0.0931	2.2	7.75 - 12.75
5DN-00044	50101	Th-232	1.05	0.0193	0.107	3.1	7.75 - 12.75
5DN-00044	50101	Th-234	1.41 J	0.286	0.142	3.19	7.75 - 12.75
5DN-00044	50101	Tl-208	0.535	0.0214	0.0321	0.937	7.75 - 12.75
5DN-00044	50101	Tm-171	4.8 U	13.9	4.69	72.4	7.75 - 12.75
5DN-00044	50101	U-233/234	0.715	0.0474	0.0784	2.02	7.75 - 12.75
5DN-00044	50101	U-235/236	0.0818	0.0158	0.0226	0.151	7.75 - 12.75
5DN-00044	50101	U-238	0.707	0.0373	0.0775	1.8	7.75 - 12.75
5DN-00045	50102	Ac-227	0.0437 UJ	0.223	0.066	0.217	0.00 - 0.50
5DN-00045	50102	Am-241	0 U	0.0224	0.0051	0.0454	0.00 - 0.50
5DN-00045	50102	Bi-212	1.03 J	0.171	0.106	2.15	0.00 - 0.50
5DN-00045	50102	Bi-214	1.02	0.0323	0.0484	1.59	0.00 - 0.50
5DN-00045	50102	Cd-113m	-11.7 U	148	45.5	3030	0.00 - 0.50
5DN-00045	50102	Cm-243/244	0 U	0.0386	0.01	0.0443	0.00 - 0.50
5DN-00045	50102	Co-60	0.0041 U	0.0206	0.0059	0.028	0.00 - 0.50
5DN-00045	50102	Cs-134	-0.0003 U	0.0196	0.0065	0.0864	0.00 - 0.50
5DN-00045	50102	Cs-137	0.0374	0.0175	0.0079	0.207	0.00 - 0.50
5DN-00045	50102	Eu-152	0.0237 U	0.053	0.0185	0.0566	0.00 - 0.50
5DN-00045	50102	Eu-154	-0.0782 UJ	0.105	0.0381	0.15	0.00 - 0.50

Table A.2
Analytical Results Summary
Subarea 5D, Round 1

Sample Location	Sample ID	Analyte Name	Activity	MDC	TPU	RTL	Sample Depth (feet bgs)
5DN-00045	50102	Eu-155	0.061 JS	0.0837	0.029	0.231	0.00 - 0.50
5DN-00045	50102	Ho-166m	-0.0098 U	0.0278	0.0087	0.0432	0.00 - 0.50
5DN-00045	50102	K-40	19.2	0.164	1.13	32.4	0.00 - 0.50
5DN-00045	50102	Na-22	0.0066 U	0.0274	0.008	0.037	0.00 - 0.50
5DN-00045	50102	Nb-94	0.0054 U	0.0169	0.005	0.0214	0.00 - 0.50
5DN-00045	50102	Ni-59	-7.06 R	4.59	2.29	5.96	0.00 - 0.50
5DN-00045	50102	Ni-63	0.402 U	1.25	0.38	4.92	0.00 - 0.50
5DN-00045	50102	Np-236	-0.0012 U	0.0409	0.0125	0.047	0.00 - 0.50
5DN-00045	50102	Np-239	-0.0044 U	0.146	0.0431	0.139	0.00 - 0.50
5DN-00045	50102	Pa-231	-0.213 U	0.889	0.292	0.936	0.00 - 0.50
5DN-00045	50102	Pb-212	1.89	0.0449	0.126	2.69	0.00 - 0.50
5DN-00045	50102	Pb-214	1.22	0.036	0.061	1.7	0.00 - 0.50
5DN-00045	50102	Pm-147	1.82 U	6.9	2.07	17.5	0.00 - 0.50
5DN-00045	50102	Pu-238	0.0022 U	0.0236	0.0056	0.0415	0.00 - 0.50
5DN-00045	50102	Pu-239/240	0.0059	0.0166	0.0049	0.0404	0.00 - 0.50
5DN-00045	50102	Pu-244	0.0033 U	0.0166	0.0041	0.0313	0.00 - 0.50
5DN-00045	50102	Sb-125	-0.0209 U	0.054	0.0174	0.354	0.00 - 0.50
5DN-00045	50102	Sn-126	-0.003 U	0.0185	0.0055	0.0237	0.00 - 0.50
5DN-00045	50102	Sr-90	-0.018 U	0.249	0.0654	0.485	0.00 - 0.50
5DN-00045	50102	Tc-99	-0.264 U	1.19	0.328	1.63	0.00 - 0.50
5DN-00045	50102	Th-228	1.5	0.0785	0.129	3.98	0.00 - 0.50
5DN-00045	50102	Th-229	0.0519	0.0621	0.0225	0.145	0.00 - 0.50
5DN-00045	50102	Th-230	0.926	0.0424	0.0863	2.2	0.00 - 0.50
5DN-00045	50102	Th-232	1.18	0.0422	0.101	3.1	0.00 - 0.50
5DN-00045	50102	Th-234	1.31 J	0.344	0.169	3.19	0.00 - 0.50
5DN-00045	50102	Tl-208	0.553	0.0222	0.0323	0.937	0.00 - 0.50
5DN-00045	50102	Tm-171	1.19 U	21.2	7.1	72.4	0.00 - 0.50
5DN-00045	50102	U-233/234	0.739	0.044	0.0776	2.02	0.00 - 0.50
5DN-00045	50102	U-235/236	0.0573	0.0141	0.0178	0.151	0.00 - 0.50
5DN-00045	50102	U-238	0.703	0.0344	0.0745	1.8	0.00 - 0.50
5DN-00045	50103	Ac-227	0.0917 U	0.229	0.0705	0.217	1.00 - 5.00
5DN-00045	50103	Am-241	0.0035 U	0.0305	0.0073	0.0454	1.00 - 5.00
5DN-00045	50103	Bi-212	1.21	0.174	0.112	2.15	1.00 - 5.00
5DN-00045	50103	Bi-214	0.868	0.034	0.044	1.59	1.00 - 5.00

Table A.2
Analytical Results Summary
Subarea 5D, Round 1

Sample Location	Sample ID	Analyte Name	Activity	MDC	TPU	RTL	Sample Depth (feet bgs)
5DN-00045	50103	Cd-113m	-2.38 U	152	46.7	3030	1.00 - 5.00
5DN-00045	50103	Cm-243/244	-0.0094 U	0.0451	0.0089	0.0443	1.00 - 5.00
5DN-00045	50103	Co-60	0.0066 U	0.0218	0.0064	0.028	1.00 - 5.00
5DN-00045	50103	Cs-134	-0.0032 U	0.0194	0.0067	0.0864	1.00 - 5.00
5DN-00045	50103	Cs-137	-0.0049 U	0.0194	0.0059	0.207	1.00 - 5.00
5DN-00045	50103	Eu-152	-0.0016 U	0.0544	0.0202	0.0566	1.00 - 5.00
5DN-00045	50103	Eu-154	-0.0309 U	0.112	0.034	0.15	1.00 - 5.00
5DN-00045	50103	Eu-155	0.0735 J	0.0813	0.0297	0.231	1.00 - 5.00
5DN-00045	50103	Ho-166m	-0.0063 U	0.0297	0.0091	0.0432	1.00 - 5.00
5DN-00045	50103	K-40	17.8	0.148	1.11	32.4	1.00 - 5.00
5DN-00045	50103	Na-22	-0.0049 U	0.0264	0.008	0.037	1.00 - 5.00
5DN-00045	50103	Nb-94	0.0096 SJ	0.0179	0.0056	0.0214	1.00 - 5.00
5DN-00045	50103	Ni-59	-1.67 U	4	1.23	5.96	1.00 - 5.00
5DN-00045	50103	Ni-63	-0.0473 U	1.64	0.484	4.92	1.00 - 5.00
5DN-00045	50103	Np-236	-0.0114 U	0.0409	0.0129	0.047	1.00 - 5.00
5DN-00045	50103	Np-239	0.0176 U	0.148	0.0437	0.139	1.00 - 5.00
5DN-00045	50103	Pa-231	0.0596 U	0.894	0.287	0.936	1.00 - 5.00
5DN-00045	50103	Pb-212	1.81	0.0446	0.117	2.69	1.00 - 5.00
5DN-00045	50103	Pb-214	0.951	0.0378	0.0482	1.7	1.00 - 5.00
5DN-00045	50103	Pm-147	1.27 U	6.89	2.05	17.5	1.00 - 5.00
5DN-00045	50103	Pu-238	0.0078 U	0.0241	0.0069	0.0415	1.00 - 5.00
5DN-00045	50103	Pu-239/240	0.0061	0.0083	0.0043	0.0404	1.00 - 5.00
5DN-00045	50103	Pu-244	0.0031	0.0083	0.0031	0.0313	1.00 - 5.00
5DN-00045	50103	Sb-125	0.0216 U	0.0569	0.0177	0.354	1.00 - 5.00
5DN-00045	50103	Sn-126	0.0054 U	0.0199	0.0059	0.0237	1.00 - 5.00
5DN-00045	50103	Sr-90	1.4	0.189	0.174	0.485	1.00 - 5.00
5DN-00045	50103	Tc-99	0.405 U	1.09	0.329	1.63	1.00 - 5.00
5DN-00045	50103	Th-228	1.66 L	0.0788	0.153	3.98	1.00 - 5.00
5DN-00045	50103	Th-229	0.007 LU	0.0922	0.0233	0.145	1.00 - 5.00
5DN-00045	50103	Th-230	1.03 L	0.019	0.104	2.2	1.00 - 5.00
5DN-00045	50103	Th-232	1.43 L	0.0515	0.13	3.1	1.00 - 5.00
5DN-00045	50103	Th-234	1.73 J	0.422	0.453	3.19	1.00 - 5.00
5DN-00045	50103	Tl-208	0.537	0.0224	0.0317	0.937	1.00 - 5.00
5DN-00045	50103	Tm-171	-11.1 U	21.2	7.01	72.4	1.00 - 5.00

Table A.2
Analytical Results Summary
Subarea 5D, Round 1

Sample Location	Sample ID	Analyte Name	Activity	MDC	TPU	RTL	Sample Depth (feet bgs)
5DN-00045	50103	U-233/234	0.735	0.0471	0.0931	2.02	1.00 - 5.00
5DN-00045	50103	U-235/236	0.0731	0.0248	0.0264	0.151	1.00 - 5.00
5DN-00045	50103	U-238	0.914	0.0583	0.108	1.8	1.00 - 5.00
5DN-00046	50104	Ac-227	0.0604 UJ	0.229	0.0688	0.217	0.00 - 0.50
5DN-00046	50104	Am-241	0.0029 U	0.0143	0.0036	0.0454	0.00 - 0.50
5DN-00046	50104	Bi-212	1.22 J	0.291	0.308	2.15	0.00 - 0.50
5DN-00046	50104	Bi-214	0.865	0.0331	0.0449	1.59	0.00 - 0.50
5DN-00046	50104	Cd-113m	-50.1 U	148	46.2	3030	0.00 - 0.50
5DN-00046	50104	Cm-243/244	0.0029 U	0.0147	0.0037	0.0443	0.00 - 0.50
5DN-00046	50104	Co-60	-0.0122 U	0.0216	0.0073	0.028	0.00 - 0.50
5DN-00046	50104	Cs-134	0.0076 U	0.0202	0.0069	0.0864	0.00 - 0.50
5DN-00046	50104	Cs-137	0.0104 U	0.0221	0.0068	0.207	0.00 - 0.50
5DN-00046	50104	Eu-152	0.0126 U	0.056	0.0193	0.0566	0.00 - 0.50
5DN-00046	50104	Eu-154	-0.0692 U	0.118	0.0392	0.15	0.00 - 0.50
5DN-00046	50104	Eu-155	0.0514 JS	0.0848	0.0283	0.231	0.00 - 0.50
5DN-00046	50104	Ho-166m	-0.0058 U	0.0303	0.0092	0.0432	0.00 - 0.50
5DN-00046	50104	K-40	19.5	0.151	1.21	32.4	0.00 - 0.50
5DN-00046	50104	Na-22	-0.0159 U	0.0271	0.0092	0.037	0.00 - 0.50
5DN-00046	50104	Nb-94	0.0239 Z	0.0192	0.0077	0.0214	0.00 - 0.50
5DN-00046	50104	Ni-59	2.23 U	6.36	1.75	5.96	0.00 - 0.50
5DN-00046	50104	Ni-63	0.438 U	0.952	0.292	4.92	0.00 - 0.50
5DN-00046	50104	Np-236	-0.0207 U	0.0414	0.0138	0.047	0.00 - 0.50
5DN-00046	50104	Np-239	-0.105 UJ	0.141	0.0495	0.139	0.00 - 0.50
5DN-00046	50104	Pa-231	-0.0631 U	0.919	0.285	0.936	0.00 - 0.50
5DN-00046	50104	Pb-212	1.75	0.0455	0.114	2.69	0.00 - 0.50
5DN-00046	50104	Pb-214	0.987	0.0378	0.0496	1.7	0.00 - 0.50
5DN-00046	50104	Pm-147	1.27 U	6.68	1.98	17.5	0.00 - 0.50
5DN-00046	50104	Pu-238	-0.001 U	0.0187	0.0034	0.0415	0.00 - 0.50
5DN-00046	50104	Pu-239/240	-0.0072 U	0.0292	0.0056	0.0404	0.00 - 0.50
5DN-00046	50104	Pu-244	0.003 U	0.015	0.0038	0.0313	0.00 - 0.50
5DN-00046	50104	Sb-125	0.0039 U	0.0583	0.0177	0.354	0.00 - 0.50
5DN-00046	50104	Sn-126	0 U	0.0191	0.0056	0.0237	0.00 - 0.50
5DN-00046	50104	Sr-90	0.176	0.191	0.0667	0.485	0.00 - 0.50
5DN-00046	50104	Tc-99	-0.338 U	1.05	0.285	1.63	0.00 - 0.50

Table A.2
Analytical Results Summary
Subarea 5D, Round 1

Sample Location	Sample ID	Analyte Name	Activity	MDC	TPU	RTL	Sample Depth (feet bgs)
5DN-00046	50104	Th-228	1.63	0.118	0.134	3.98	0.00 - 0.50
5DN-00046	50104	Th-229	0.0054 U	0.0849	0.0221	0.145	0.00 - 0.50
5DN-00046	50104	Th-230	0.758	0.0496	0.0738	2.2	0.00 - 0.50
5DN-00046	50104	Th-232	1.2	0.0392	0.0985	3.1	0.00 - 0.50
5DN-00046	50104	Th-234	1.54 J	0.418	0.401	3.19	0.00 - 0.50
5DN-00046	50104	Tl-208	0.566	0.0219	0.0335	0.937	0.00 - 0.50
5DN-00046	50104	Tm-171	-13.8 U	21.8	7.45	72.4	0.00 - 0.50
5DN-00046	50104	U-233/234	0.545	0.0443	0.0629	2.02	0.00 - 0.50
5DN-00046	50104	U-235/236	0.0315	0.0142	0.0131	0.151	0.00 - 0.50
5DN-00046	50104	U-238	0.665	0.0443	0.0722	1.8	0.00 - 0.50
5DN-00046	50105	Ac-227	0.0004 U	0.185	0.0542	0.217	1.00 - 5.00
5DN-00046	50105	Am-241	0.0075 U	0.0238	0.0067	0.0454	1.00 - 5.00
5DN-00046	50105	Bi-212	1.22	0.154	0.103	2.15	1.00 - 5.00
5DN-00046	50105	Bi-214	1.08	0.0276	0.0504	1.59	1.00 - 5.00
5DN-00046	50105	Cd-113m	4.02 U	125	36.5	3030	1.00 - 5.00
5DN-00046	50105	Cm-243/244	-0.0086 U	0.0382	0.0081	0.0443	1.00 - 5.00
5DN-00046	50105	Co-60	-0.0051 U	0.0182	0.0055	0.028	1.00 - 5.00
5DN-00046	50105	Cs-134	0.0047 U	0.0165	0.0057	0.0864	1.00 - 5.00
5DN-00046	50105	Cs-137	0.0008 U	0.0161	0.0053	0.207	1.00 - 5.00
5DN-00046	50105	Eu-152	-0.0244 U	0.0455	0.0154	0.0566	1.00 - 5.00
5DN-00046	50105	Eu-154	-0.0379 U	0.0997	0.0316	0.15	1.00 - 5.00
5DN-00046	50105	Eu-155	0.107 JS	0.0656	0.0251	0.231	1.00 - 5.00
5DN-00046	50105	Ho-166m	0.0048 U	0.0257	0.0075	0.0432	1.00 - 5.00
5DN-00046	50105	K-40	20.7	0.124	1.17	32.4	1.00 - 5.00
5DN-00046	50105	Na-22	0.0023 U	0.0227	0.0068	0.037	1.00 - 5.00
5DN-00046	50105	Nb-94	0.0105 J	0.0149	0.0048	0.0214	1.00 - 5.00
5DN-00046	50105	Ni-59	-1.13 U	4.66	1.34	5.96	1.00 - 5.00
5DN-00046	50105	Ni-63	0.51 U	1.19	0.365	4.92	1.00 - 5.00
5DN-00046	50105	Np-236	-0.017 U	0.0334	0.0111	0.047	1.00 - 5.00
5DN-00046	50105	Np-239	0.0422 UJ	0.123	0.037	0.139	1.00 - 5.00
5DN-00046	50105	Pa-231	0.16 U	0.759	0.232	0.936	1.00 - 5.00
5DN-00046	50105	Pb-212	1.82	0.0378	0.109	2.69	1.00 - 5.00
5DN-00046	50105	Pb-214	1.21	0.0318	0.0578	1.7	1.00 - 5.00
5DN-00046	50105	Pm-147	-0.0501 U	6.4	1.86	17.5	1.00 - 5.00

Table A.2
Analytical Results Summary
Subarea 5D, Round 1

Sample Location	Sample ID	Analyte Name	Activity	MDC	TPU	RTL	Sample Depth (feet bgs)
5DN-00046	50105	Pu-238	0.0134	0.019	0.0069	0.0415	1.00 - 5.00
5DN-00046	50105	Pu-239/240	-0.0035 U	0.0189	0.0034	0.0404	1.00 - 5.00
5DN-00046	50105	Pu-244	0.0086	0.0189	0.0059	0.0313	1.00 - 5.00
5DN-00046	50105	Sb-125	-0.0107 U	0.0454	0.0139	0.354	1.00 - 5.00
5DN-00046	50105	Sn-126	0.0023 U	0.016	0.0046	0.0237	1.00 - 5.00
5DN-00046	50105	Sr-90	0.0083 U	0.282	0.073	0.485	1.00 - 5.00
5DN-00046	50105	Tc-99	0.0207 U	1.12	0.332	1.63	1.00 - 5.00
5DN-00046	50105	Th-228	1.79	0.0793	0.162	3.98	1.00 - 5.00
5DN-00046	50105	Th-229	0.0698	0.0189	0.0224	0.145	1.00 - 5.00
5DN-00046	50105	Th-230	0.877	0.0189	0.0929	2.2	1.00 - 5.00
5DN-00046	50105	Th-232	1.45	0.0188	0.13	3.1	1.00 - 5.00
5DN-00046	50105	Th-234	1.68	0.254	0.158	3.19	1.00 - 5.00
5DN-00046	50105	Tl-208	0.541	0.0187	0.0313	0.937	1.00 - 5.00
5DN-00046	50105	Tm-171	1.95 U	12.3	4.15	72.4	1.00 - 5.00
5DN-00046	50105	U-233/234	0.68	0.0447	0.087	2.02	1.00 - 5.00
5DN-00046	50105	U-235/236	0.0527	0.0362	0.019	0.151	1.00 - 5.00
5DN-00046	50105	U-238	0.745	0.0447	0.0931	1.8	1.00 - 5.00
5DN-00047	50106	Ac-227	0.0158 UJ	0.205	0.0631	0.217	0.00 - 0.50
5DN-00047	50106	Am-241	-0.0019 U	0.021	0.0042	0.0454	0.00 - 0.50
5DN-00047	50106	Bi-212	1.06	0.167	0.0871	2.15	0.00 - 0.50
5DN-00047	50106	Bi-214	0.766	0.03	0.0378	1.59	0.00 - 0.50
5DN-00047	50106	Cd-113m	20.3 U	141	43.4	3030	0.00 - 0.50
5DN-00047	50106	Cm-243/244	0.0012 U	0.0169	0.0037	0.0443	0.00 - 0.50
5DN-00047	50106	Co-60	0.0086 U	0.02	0.006	0.028	0.00 - 0.50
5DN-00047	50106	Cs-134	0.0359 SK	0.0176	0.0094	0.0864	0.00 - 0.50
5DN-00047	50106	Cs-137	0.0475	0.0173	0.0071	0.207	0.00 - 0.50
5DN-00047	50106	Eu-152	0.0032 U	0.0503	0.0195	0.0566	0.00 - 0.50
5DN-00047	50106	Eu-154	0.005 U	0.106	0.0314	0.15	0.00 - 0.50
5DN-00047	50106	Eu-155	0.0735 JS	0.0799	0.0307	0.231	0.00 - 0.50
5DN-00047	50106	Ho-166m	-0.005 U	0.0275	0.0082	0.0432	0.00 - 0.50
5DN-00047	50106	K-40	18.9	0.139	1.18	32.4	0.00 - 0.50
5DN-00047	50106	Na-22	-0.0103 U	0.0242	0.0077	0.037	0.00 - 0.50
5DN-00047	50106	Nb-94	-0.0055 U	0.0152	0.0047	0.0214	0.00 - 0.50
5DN-00047	50106	Ni-59	-0.642 U	5.84	1.94	5.96	0.00 - 0.50

Table A.2
Analytical Results Summary
Subarea 5D, Round 1

Sample Location	Sample ID	Analyte Name	Activity	MDC	TPU	RTL	Sample Depth (feet bgs)
5DN-00047	50106	Ni-63	0.337 U	0.941	0.286	4.92	0.00 - 0.50
5DN-00047	50106	Np-236	-0.0053 U	0.0403	0.0125	0.047	0.00 - 0.50
5DN-00047	50106	Np-239	0.0201 U	0.138	0.0424	0.139	0.00 - 0.50
5DN-00047	50106	Pa-231	-0.512 U	0.825	0.289	0.936	0.00 - 0.50
5DN-00047	50106	Pb-212	1.62	0.041	0.108	2.69	0.00 - 0.50
5DN-00047	50106	Pb-214	0.883	0.0345	0.0466	1.7	0.00 - 0.50
5DN-00047	50106	Pm-147	-1.31 U	6.87	1.97	17.5	0.00 - 0.50
5DN-00047	50106	Pu-238	0.0068	0.0092	0.0048	0.0415	0.00 - 0.50
5DN-00047	50106	Pu-239/240	0.0052 UJ	0.0265	0.0068	0.0404	0.00 - 0.50
5DN-00047	50106	Pu-244	0	0.0091	0.0034	0.0313	0.00 - 0.50
5DN-00047	50106	Sb-125	-0.0022 U	0.0524	0.0157	0.354	0.00 - 0.50
5DN-00047	50106	Sn-126	-0.0075 U	0.0173	0.0055	0.0237	0.00 - 0.50
5DN-00047	50106	Sr-90	0.034 U	0.288	0.0817	0.485	0.00 - 0.50
5DN-00047	50106	Tc-99	-0.207 U	0.952	0.263	1.63	0.00 - 0.50
5DN-00047	50106	Th-228	1.25	0.179	0.126	3.98	0.00 - 0.50
5DN-00047	50106	Th-229	0.0185 U	0.074	0.0205	0.145	0.00 - 0.50
5DN-00047	50106	Th-230	0.768	0.124	0.085	2.2	0.00 - 0.50
5DN-00047	50106	Th-232	0.95	0.0569	0.0904	3.1	0.00 - 0.50
5DN-00047	50106	Th-234	1.17 J	0.401	0.311	3.19	0.00 - 0.50
5DN-00047	50106	Tl-208	0.47	0.0203	0.0279	0.937	0.00 - 0.50
5DN-00047	50106	Tm-171	-20 UJ	23.2	8.42	72.4	0.00 - 0.50
5DN-00047	50106	U-233/234	0.663	0.0761	0.0781	2.02	0.00 - 0.50
5DN-00047	50106	U-235/236	0.0067 UJ	0.0859	0.0219	0.151	0.00 - 0.50
5DN-00047	50106	U-238	0.621	0.0138	0.0724	1.8	0.00 - 0.50
5DN-00047	50107	Ac-227	-0.0072 U	0.164	0.0501	0.217	7.00 - 11.00
5DN-00047	50107	Am-241	0.0045 U	0.0316	0.0082	0.0454	7.00 - 11.00
5DN-00047	50107	Bi-212	1.1	0.128	0.0866	2.15	7.00 - 11.00
5DN-00047	50107	Bi-214	0.868	0.0247	0.0409	1.59	7.00 - 11.00
5DN-00047	50107	Cd-113m	-5.44 U	111	34	3030	7.00 - 11.00
5DN-00047	50107	Cm-243/244	0.0059 U	0.0277	0.0073	0.0443	7.00 - 11.00
5DN-00047	50107	Co-60	0.0003 U	0.0168	0.005	0.028	7.00 - 11.00
5DN-00047	50107	Cs-134	0.0026 U	0.0144	0.0049	0.0864	7.00 - 11.00
5DN-00047	50107	Cs-137	0.0011 U	0.0148	0.0051	0.207	7.00 - 11.00
5DN-00047	50107	Eu-152	-0.0259 U	0.0383	0.0133	0.0566	7.00 - 11.00

Table A.2
Analytical Results Summary
Subarea 5D, Round 1

Sample Location	Sample ID	Analyte Name	Activity	MDC	TPU	RTL	Sample Depth (feet bgs)
5DN-00047	50107	Eu-154	-0.0303 U	0.0849	0.0265	0.15	7.00 - 11.00
5DN-00047	50107	Eu-155	0.0668 JS	0.0618	0.022	0.231	7.00 - 11.00
5DN-00047	50107	Ho-166m	0.0033 U	0.0233	0.007	0.0432	7.00 - 11.00
5DN-00047	50107	K-40	18.3	0.115	1.04	32.4	7.00 - 11.00
5DN-00047	50107	Na-22	-0.0029 U	0.021	0.0074	0.037	7.00 - 11.00
5DN-00047	50107	Nb-94	0.0035 U	0.0131	0.004	0.0214	7.00 - 11.00
5DN-00047	50107	Ni-59	-2.57 UJ	3.6	1.25	5.96	7.00 - 11.00
5DN-00047	50107	Ni-63	-0.0749 U	1.11	0.331	4.92	7.00 - 11.00
5DN-00047	50107	Np-236	-0.0162 U	0.0305	0.0098	0.047	7.00 - 11.00
5DN-00047	50107	Np-239	0.0129 UJ	0.112	0.0342	0.139	7.00 - 11.00
5DN-00047	50107	Pa-231	-0.181 U	0.667	0.212	0.936	7.00 - 11.00
5DN-00047	50107	Pb-212	1.6	0.0328	0.0955	2.69	7.00 - 11.00
5DN-00047	50107	Pb-214	0.896	0.0281	0.0436	1.7	7.00 - 11.00
5DN-00047	50107	Pm-147	3.47	6.31	1.95	17.5	7.00 - 11.00
5DN-00047	50107	Pu-238	0.009	0.0061	0.0045	0.0415	7.00 - 11.00
5DN-00047	50107	Pu-239/240	-0.0004 U	0.0203	0.0042	0.0404	7.00 - 11.00
5DN-00047	50107	Pu-244	0.0051	0.0143	0.0042	0.0313	7.00 - 11.00
5DN-00047	50107	Sb-125	0.0284 JS	0.0433	0.014	0.354	7.00 - 11.00
5DN-00047	50107	Sn-126	0.0068 U	0.0155	0.0048	0.0237	7.00 - 11.00
5DN-00047	50107	Sr-90	-0.106 U	0.296	0.0639	0.485	7.00 - 11.00
5DN-00047	50107	Tc-99	0.0162 U	1.05	0.31	1.63	7.00 - 11.00
5DN-00047	50107	Th-228	1.44	0.11	0.147	3.98	7.00 - 11.00
5DN-00047	50107	Th-229	0.0456	0.0206	0.0188	0.145	7.00 - 11.00
5DN-00047	50107	Th-230	0.72	0.0205	0.086	2.2	7.00 - 11.00
5DN-00047	50107	Th-232	1.04	0.0556	0.109	3.1	7.00 - 11.00
5DN-00047	50107	Th-234	1.21 J	0.249	0.134	3.19	7.00 - 11.00
5DN-00047	50107	Tl-208	0.496	0.0168	0.0278	0.937	7.00 - 11.00
5DN-00047	50107	Tm-171	-1.63 U	13.2	4.59	72.4	7.00 - 11.00
5DN-00047	50107	U-233/234	0.477	0.0405	0.0654	2.02	7.00 - 11.00
5DN-00047	50107	U-235/236	0.0412	0.014	0.015	0.151	7.00 - 11.00
5DN-00047	50107	U-238	0.592	0.0327	0.076	1.8	7.00 - 11.00
5DN-00048	50108	Ac-227	-0.0753 UJ	0.176	0.0557	0.217	0.00 - 0.50
5DN-00048	50108	Am-241	0.0072	0.0159	0.005	0.0454	0.00 - 0.50
5DN-00048	50108	Bi-212	0.899 J	0.176	0.092	2.15	0.00 - 0.50

Table A.2
Analytical Results Summary
Subarea 5D, Round 1

Sample Location	Sample ID	Analyte Name	Activity	MDC	TPU	RTL	Sample Depth (feet bgs)
5DN-00048	50108	Bi-214	0.711	0.0317	0.0365	1.59	0.00 - 0.50
5DN-00048	50108	Cd-113m	-18.1 U	121	36.3	3030	0.00 - 0.50
5DN-00048	50108	Cm-243/244	0.0021	0.0056	0.0021	0.0443	0.00 - 0.50
5DN-00048	50108	Co-60	0.0076 U	0.0203	0.006	0.028	0.00 - 0.50
5DN-00048	50108	Cs-134	0.0025 U	0.0186	0.0062	0.0864	0.00 - 0.50
5DN-00048	50108	Cs-137	0.0852	0.019	0.0099	0.207	0.00 - 0.50
5DN-00048	50108	Eu-152	-0.023 U	0.0438	0.0155	0.0566	0.00 - 0.50
5DN-00048	50108	Eu-154	0.0172 U	0.108	0.0323	0.15	0.00 - 0.50
5DN-00048	50108	Eu-155	0.0624 JS	0.0621	0.0244	0.231	0.00 - 0.50
5DN-00048	50108	Ho-166m	-0.0048 U	0.0264	0.0079	0.0432	0.00 - 0.50
5DN-00048	50108	K-40	17.9	0.132	1.02	32.4	0.00 - 0.50
5DN-00048	50108	Na-22	-0.0061 U	0.0252	0.0076	0.037	0.00 - 0.50
5DN-00048	50108	Nb-94	0.0007 U	0.0153	0.0045	0.0214	0.00 - 0.50
5DN-00048	50108	Ni-59	0.757 U	4.6	1.25	5.96	0.00 - 0.50
5DN-00048	50108	Ni-63	0.163 U	0.827	0.249	4.92	0.00 - 0.50
5DN-00048	50108	Np-236	-0.0024 U	0.031	0.0095	0.047	0.00 - 0.50
5DN-00048	50108	Np-239	0.0496 U	0.118	0.0362	0.139	0.00 - 0.50
5DN-00048	50108	Pa-231	-0.0771 U	0.735	0.227	0.936	0.00 - 0.50
5DN-00048	50108	Pb-212	1.58	0.0391	0.0924	2.69	0.00 - 0.50
5DN-00048	50108	Pb-214	0.79	0.0312	0.0393	1.7	0.00 - 0.50
5DN-00048	50108	Pm-147	1.84 U	6.74	2.02	17.5	0.00 - 0.50
5DN-00048	50108	Pu-238	0	0.0085	0.0031	0.0415	0.00 - 0.50
5DN-00048	50108	Pu-239/240	-0.0117 UJ	0.0407	0.0077	0.0404	0.00 - 0.50
5DN-00048	50108	Pu-244	-0.0036 UJ	0.0282	0.005	0.0313	0.00 - 0.50
5DN-00048	50108	Sb-125	0.0179 U	0.0521	0.0161	0.354	0.00 - 0.50
5DN-00048	50108	Sn-126	0.004 U	0.0182	0.0054	0.0237	0.00 - 0.50
5DN-00048	50108	Sr-90	-0.0601 U	0.273	0.0721	0.485	0.00 - 0.50
5DN-00048	50108	Tc-99	-0.0407 U	1.16	0.327	1.63	0.00 - 0.50
5DN-00048	50108	Th-228	1.57	0.125	0.145	3.98	0.00 - 0.50
5DN-00048	50108	Th-229	0.007 U	0.0517	0.0122	0.145	0.00 - 0.50
5DN-00048	50108	Th-230	0.693	0.0754	0.0797	2.2	0.00 - 0.50
5DN-00048	50108	Th-232	1.14	0.0648	0.107	3.1	0.00 - 0.50
5DN-00048	50108	Th-234	1.22 J	0.242	0.136	3.19	0.00 - 0.50
5DN-00048	50108	Tl-208	0.513	0.0201	0.0306	0.937	0.00 - 0.50

Table A.2
Analytical Results Summary
Subarea 5D, Round 1

Sample Location	Sample ID	Analyte Name	Activity	MDC	TPU	RTL	Sample Depth (feet bgs)
5DN-00048	50108	Tm-171	-4.88 U	12.5	4.38	72.4	0.00 - 0.50
5DN-00048	50108	U-233/234	0.457	0.0743	0.0754	2.02	0.00 - 0.50
5DN-00048	50108	U-235/236	0.0225	0.0304	0.016	0.151	0.00 - 0.50
5DN-00048	50108	U-238	0.632	0.0948	0.0933	1.8	0.00 - 0.50
5DN-00048	50109	Ac-227	-0.0617 U	0.16	0.0517	0.217	8.50 - 12.50
5DN-00048	50109	Am-241	0.015 U	0.0367	0.011	0.0454	8.50 - 12.50
5DN-00048	50109	Bi-212	0.944	0.133	0.0783	2.15	8.50 - 12.50
5DN-00048	50109	Bi-214	0.662	0.0253	0.0329	1.59	8.50 - 12.50
5DN-00048	50109	Cd-113m	-57.1 U	107	36	3030	8.50 - 12.50
5DN-00048	50109	Cm-243/244	0.0134	0.0295	0.0093	0.0443	8.50 - 12.50
5DN-00048	50109	Co-60	0.0021 U	0.0169	0.005	0.028	8.50 - 12.50
5DN-00048	50109	Cs-134	0.0045 U	0.0148	0.0051	0.0864	8.50 - 12.50
5DN-00048	50109	Cs-137	-0.0119 UJ	0.0148	0.0055	0.207	8.50 - 12.50
5DN-00048	50109	Eu-152	-0.0136 U	0.0394	0.0124	0.0566	8.50 - 12.50
5DN-00048	50109	Eu-154	-0.0065 U	0.0862	0.0254	0.15	8.50 - 12.50
5DN-00048	50109	Eu-155	0.0921 J	0.0631	0.0282	0.231	8.50 - 12.50
5DN-00048	50109	Ho-166m	-0.0003 U	0.0222	0.0067	0.0432	8.50 - 12.50
5DN-00048	50109	K-40	18.9	0.111	1.08	32.4	8.50 - 12.50
5DN-00048	50109	Na-22	0.0004 U	0.0207	0.0062	0.037	8.50 - 12.50
5DN-00048	50109	Nb-94	0.0092 SJ	0.0139	0.0046	0.0214	8.50 - 12.50
5DN-00048	50109	Ni-59	0.596 UJ	4.39	1.2	5.96	8.50 - 12.50
5DN-00048	50109	Ni-63	0.779	1.24	0.387	4.92	8.50 - 12.50
5DN-00048	50109	Np-236	-0.0008 U	0.0302	0.0089	0.047	8.50 - 12.50
5DN-00048	50109	Np-239	0.102 J	0.11	0.0403	0.139	8.50 - 12.50
5DN-00048	50109	Pa-231	-0.0905 U	0.661	0.205	0.936	8.50 - 12.50
5DN-00048	50109	Pb-212	1.54	0.0317	0.092	2.69	8.50 - 12.50
5DN-00048	50109	Pb-214	0.786	0.0274	0.0385	1.7	8.50 - 12.50
5DN-00048	50109	Pm-147	1.17 U	6.86	2.04	17.5	8.50 - 12.50
5DN-00048	50109	Pu-238	0.0007 U	0.0161	0.0031	0.0415	8.50 - 12.50
5DN-00048	50109	Pu-239/240	0.0007 U	0.016	0.0031	0.0404	8.50 - 12.50
5DN-00048	50109	Pu-244	0.005	0.0068	0.0036	0.0313	8.50 - 12.50
5DN-00048	50109	Sb-125	0.0064 U	0.0416	0.0122	0.354	8.50 - 12.50
5DN-00048	50109	Sn-126	-0.0002 U	0.014	0.0042	0.0237	8.50 - 12.50
5DN-00048	50109	Sr-90	0.0307 U	0.269	0.0748	0.485	8.50 - 12.50

Table A.2
Analytical Results Summary
Subarea 5D, Round 1

Sample Location	Sample ID	Analyte Name	Activity	MDC	TPU	RTL	Sample Depth (feet bgs)
5DN-00048	50109	Tc-99	0.141 U	1.06	0.315	1.63	8.50 - 12.50
5DN-00048	50109	Th-228	1.59	0.163	0.154	3.98	8.50 - 12.50
5DN-00048	50109	Th-229	0.0417	0.0512	0.0198	0.145	8.50 - 12.50
5DN-00048	50109	Th-230	0.797	0.0188	0.0876	2.2	8.50 - 12.50
5DN-00048	50109	Th-232	1.04	0.0509	0.105	3.1	8.50 - 12.50
5DN-00048	50109	Th-234	1.45 J	0.233	0.149	3.19	8.50 - 12.50
5DN-00048	50109	Tl-208	0.455	0.0169	0.0261	0.937	8.50 - 12.50
5DN-00048	50109	Tm-171	6.02 U	13.3	4.73	72.4	8.50 - 12.50
5DN-00048	50109	U-233/234	0.553	0.0356	0.0692	2.02	8.50 - 12.50
5DN-00048	50109	U-235/236	0.0227	0.044	0.0148	0.151	8.50 - 12.50
5DN-00048	50109	U-238	0.604	0.0151	0.0732	1.8	8.50 - 12.50
5DN-00049	50110	Ac-227	-0.0732 UJ	0.189	0.0616	0.217	0.00 - 0.50
5DN-00049	50110	Am-241	-0.0016 U	0.0189	0.0042	0.0454	0.00 - 0.50
5DN-00049	50110	Bi-212	1.24	0.199	0.111	2.15	0.00 - 0.50
5DN-00049	50110	Bi-214	0.931	0.0367	0.047	1.59	0.00 - 0.50
5DN-00049	50110	Cd-113m	-19.9 U	131	40.7	3030	0.00 - 0.50
5DN-00049	50110	Cm-243/244	0.0048 U	0.0255	0.007	0.0443	0.00 - 0.50
5DN-00049	50110	Co-60	0.0133 J	0.0241	0.0072	0.028	0.00 - 0.50
5DN-00049	50110	Cs-134	0.0081 U	0.0215	0.0074	0.0864	0.00 - 0.50
5DN-00049	50110	Cs-137	0.112	0.0203	0.0104	0.207	0.00 - 0.50
5DN-00049	50110	Eu-152	-0.0195 U	0.0473	0.0158	0.0566	0.00 - 0.50
5DN-00049	50110	Eu-154	-0.0249 U	0.125	0.0378	0.15	0.00 - 0.50
5DN-00049	50110	Eu-155	0.0778 JS	0.059	0.0212	0.231	0.00 - 0.50
5DN-00049	50110	Ho-166m	0.0092 U	0.0337	0.0098	0.0432	0.00 - 0.50
5DN-00049	50110	K-40	20.1	0.165	1.11	32.4	0.00 - 0.50
5DN-00049	50110	Na-22	-0.0108 U	0.0286	0.0088	0.037	0.00 - 0.50
5DN-00049	50110	Nb-94	-0.0027 U	0.0184	0.0054	0.0214	0.00 - 0.50
5DN-00049	50110	Ni-59	1.52 U	5.17	1.42	5.96	0.00 - 0.50
5DN-00049	50110	Ni-63	0.423	0.748	0.231	4.92	0.00 - 0.50
5DN-00049	50110	Np-236	-0.005 U	0.0305	0.0091	0.047	0.00 - 0.50
5DN-00049	50110	Np-239	0.0549 U	0.125	0.0397	0.139	0.00 - 0.50
5DN-00049	50110	Pa-231	0.179 U	0.808	0.251	0.936	0.00 - 0.50
5DN-00049	50110	Pb-212	1.73	0.039	0.0972	2.69	0.00 - 0.50
5DN-00049	50110	Pb-214	0.982	0.0363	0.0472	1.7	0.00 - 0.50

Table A.2
Analytical Results Summary
Subarea 5D, Round 1

Sample Location	Sample ID	Analyte Name	Activity	MDC	TPU	RTL	Sample Depth (feet bgs)
5DN-00049	50110	Pm-147	2.05 U	6.82	2.05	17.5	0.00 - 0.50
5DN-00049	50110	Pu-238	-0.0015 U	0.013	0.0025	0.0415	0.00 - 0.50
5DN-00049	50110	Pu-239/240	0.0067	0.0129	0.0043	0.0404	0.00 - 0.50
5DN-00049	50110	Pu-244	0.0067	0.0129	0.0043	0.0313	0.00 - 0.50
5DN-00049	50110	Sb-125	0.018 U	0.0584	0.0174	0.354	0.00 - 0.50
5DN-00049	50110	Sn-126	-0.0044 U	0.021	0.0062	0.0237	0.00 - 0.50
5DN-00049	50110	Sr-90	0.215	0.189	0.0696	0.485	0.00 - 0.50
5DN-00049	50110	Tc-99	0.0758 U	1.01	0.29	1.63	0.00 - 0.50
5DN-00049	50110	Th-228	1.2	0.137	0.117	3.98	0.00 - 0.50
5DN-00049	50110	Th-229	0.0298	0.0553	0.0179	0.145	0.00 - 0.50
5DN-00049	50110	Th-230	0.6	0.0552	0.0675	2.2	0.00 - 0.50
5DN-00049	50110	Th-232	1.03	0.0436	0.0932	3.1	0.00 - 0.50
5DN-00049	50110	Th-234	1.23	0.212	0.117	3.19	0.00 - 0.50
5DN-00049	50110	Tl-208	0.584	0.0238	0.035	0.937	0.00 - 0.50
5DN-00049	50110	Tm-171	1.17 U	8.43	2.7	72.4	0.00 - 0.50
5DN-00049	50110	U-233/234	0.482	0.0496	0.0658	2.02	0.00 - 0.50
5DN-00049	50110	U-235/236	0.0357	0.0613	0.0207	0.151	0.00 - 0.50
5DN-00049	50110	U-238	0.605	0.0496	0.0763	1.8	0.00 - 0.50
5DN-00049	50111	Ac-227	-0.0258 U	0.202	0.0608	0.217	12.50 - 16.50
5DN-00049	50111	Am-241	0.0016 U	0.0363	0.0085	0.0454	12.50 - 16.50
5DN-00049	50111	Bi-212	1.04	0.158	0.101	2.15	12.50 - 16.50
5DN-00049	50111	Bi-214	0.841	0.0293	0.0423	1.59	12.50 - 16.50
5DN-00049	50111	Cd-113m	-0.602 U	134	41.3	3030	12.50 - 16.50
5DN-00049	50111	Cm-243/244	0.0053 U	0.037	0.0094	0.0443	12.50 - 16.50
5DN-00049	50111	Co-60	0.0066 U	0.0202	0.0058	0.028	12.50 - 16.50
5DN-00049	50111	Cs-134	-0.0015 U	0.0173	0.0059	0.0864	12.50 - 16.50
5DN-00049	50111	Cs-137	0.0062 U	0.0176	0.0061	0.207	12.50 - 16.50
5DN-00049	50111	Eu-152	-0.0049 U	0.0493	0.0172	0.0566	12.50 - 16.50
5DN-00049	50111	Eu-154	-0.0742 UJ	0.103	0.0362	0.15	12.50 - 16.50
5DN-00049	50111	Eu-155	0.0653 J	0.0765	0.0277	0.231	12.50 - 16.50
5DN-00049	50111	Ho-166m	-0.0107 U	0.0266	0.0085	0.0432	12.50 - 16.50
5DN-00049	50111	K-40	20	0.136	1.26	32.4	12.50 - 16.50
5DN-00049	50111	Na-22	0.0028 U	0.0243	0.0084	0.037	12.50 - 16.50
5DN-00049	50111	Nb-94	0.0024 U	0.0158	0.0047	0.0214	12.50 - 16.50

Table A.2
Analytical Results Summary
Subarea 5D, Round 1

Sample Location	Sample ID	Analyte Name	Activity	MDC	TPU	RTL	Sample Depth (feet bgs)
5DN-00049	50111	Ni-59	-1.75 U	3.73	1.17	5.96	12.50 - 16.50
5DN-00049	50111	Ni-63	0.098 U	1.23	0.367	4.92	12.50 - 16.50
5DN-00049	50111	Np-236	-0.0171 U	0.0378	0.0124	0.047	12.50 - 16.50
5DN-00049	50111	Np-239	-0.039 U	0.134	0.0409	0.139	12.50 - 16.50
5DN-00049	50111	Pa-231	-0.3 U	0.813	0.265	0.936	12.50 - 16.50
5DN-00049	50111	Pb-212	1.73	0.0395	0.105	2.69	12.50 - 16.50
5DN-00049	50111	Pb-214	0.961	0.0337	0.0469	1.7	12.50 - 16.50
5DN-00049	50111	Pm-147	1.15 U	6.68	1.99	17.5	12.50 - 16.50
5DN-00049	50111	Pu-238	0.0037 U	0.0386	0.0099	0.0415	12.50 - 16.50
5DN-00049	50111	Pu-239/240	-0.0013 U	0.0232	0.0042	0.0404	12.50 - 16.50
5DN-00049	50111	Pu-244	0.0008 U	0.0188	0.0036	0.0313	12.50 - 16.50
5DN-00049	50111	Sb-125	0.017 U	0.0516	0.0153	0.354	12.50 - 16.50
5DN-00049	50111	Sn-126	0.0033 U	0.0178	0.0053	0.0237	12.50 - 16.50
5DN-00049	50111	Sr-90	0.119 U	0.264	0.0805	0.485	12.50 - 16.50
5DN-00049	50111	Tc-99	0.0028 U	1.07	0.314	1.63	12.50 - 16.50
5DN-00049	50111	Th-228	1.43	0.088	0.138	3.98	12.50 - 16.50
5DN-00049	50111	Th-229	-0.0136 U	0.073	0.0136	0.145	12.50 - 16.50
5DN-00049	50111	Th-230	0.859	0.0183	0.0911	2.2	12.50 - 16.50
5DN-00049	50111	Th-232	1.11	0.0183	0.108	3.1	12.50 - 16.50
5DN-00049	50111	Th-234	1.32 J	0.303	0.157	3.19	12.50 - 16.50
5DN-00049	50111	Tl-208	0.508	0.0202	0.0298	0.937	12.50 - 16.50
5DN-00049	50111	Tm-171	-5.01 U	18.2	6.25	72.4	12.50 - 16.50
5DN-00049	50111	U-233/234	0.893	0.0694	0.102	2.02	12.50 - 16.50
5DN-00049	50111	U-235/236	0.0573	0.0502	0.0234	0.151	12.50 - 16.50
5DN-00049	50111	U-238	0.822	0.0173	0.0949	1.8	12.50 - 16.50
5DN-00050	50112	Ac-227	-0.0464 U	0.129	0.0418	0.217	0.00 - 0.50
5DN-00050	50112	Am-241	0.0063	0.0176	0.0052	0.0454	0.00 - 0.50
5DN-00050	50112	Bi-212	1.16	0.131	0.0851	2.15	0.00 - 0.50
5DN-00050	50112	Bi-214	0.773	0.0245	0.0367	1.59	0.00 - 0.50
5DN-00050	50112	Cd-113m	29.9 U	85.5	27.1	3030	0.00 - 0.50
5DN-00050	50112	Cm-243/244	-0.002 U	0.018	0.0035	0.0443	0.00 - 0.50
5DN-00050	50112	Co-60	0.0005 U	0.0164	0.0047	0.028	0.00 - 0.50
5DN-00050	50112	Cs-134	-0.0015 U	0.014	0.0049	0.0864	0.00 - 0.50
5DN-00050	50112	Cs-137	0.0444	0.0123	0.0063	0.207	0.00 - 0.50

Table A.2
Analytical Results Summary
Subarea 5D, Round 1

Sample Location	Sample ID	Analyte Name	Activity	MDC	TPU	RTL	Sample Depth (feet bgs)
5DN-00050	50112	Eu-152	-0.0213 U	0.0328	0.011	0.0566	0.00 - 0.50
5DN-00050	50112	Eu-154	-0.0549 U	0.0825	0.0286	0.15	0.00 - 0.50
5DN-00050	50112	Eu-155	0.089 JS	0.0392	0.0181	0.231	0.00 - 0.50
5DN-00050	50112	Ho-166m	0.0028 U	0.0221	0.0064	0.0432	0.00 - 0.50
5DN-00050	50112	K-40	19.4	0.113	1.05	32.4	0.00 - 0.50
5DN-00050	50112	Na-22	0.0035 U	0.0208	0.006	0.037	0.00 - 0.50
5DN-00050	50112	Nb-94	0.0053 U	0.0126	0.0038	0.0214	0.00 - 0.50
5DN-00050	50112	Ni-59	0.262 U	4.68	1.3	5.96	0.00 - 0.50
5DN-00050	50112	Ni-63	0.101 U	1.04	0.313	4.92	0.00 - 0.50
5DN-00050	50112	Np-236	-0.0075 U	0.0202	0.0075	0.047	0.00 - 0.50
5DN-00050	50112	Np-239	-0.0087 U	0.0818	0.0253	0.139	0.00 - 0.50
5DN-00050	50112	Pa-231	0.0575 U	0.539	0.168	0.936	0.00 - 0.50
5DN-00050	50112	Pb-212	1.55	0.0263	0.0859	2.69	0.00 - 0.50
5DN-00050	50112	Pb-214	0.807	0.0231	0.037	1.7	0.00 - 0.50
5DN-00050	50112	Pm-147	-0.115 U	7.42	2.18	17.5	0.00 - 0.50
5DN-00050	50112	Pu-238	0.0025	0.0068	0.0025	0.0415	0.00 - 0.50
5DN-00050	50112	Pu-239/240	0.0032 U	0.0159	0.004	0.0404	0.00 - 0.50
5DN-00050	50112	Pu-244	0.0025	0.0068	0.0025	0.0313	0.00 - 0.50
5DN-00050	50112	Sb-125	-0.0157 U	0.0361	0.0115	0.354	0.00 - 0.50
5DN-00050	50112	Sn-126	0.0109 J	0.0144	0.0048	0.0237	0.00 - 0.50
5DN-00050	50112	Sr-90	0.45	0.171	0.0852	0.485	0.00 - 0.50
5DN-00050	50112	Tc-99	-0.227 U	1	0.277	1.63	0.00 - 0.50
5DN-00050	50112	Th-228	1.61 L	0.0942	0.152	3.98	0.00 - 0.50
5DN-00050	50112	Th-229	0.0208 L	0.0511	0.0156	0.145	0.00 - 0.50
5DN-00050	50112	Th-230	0.831 L	0.0644	0.0908	2.2	0.00 - 0.50
5DN-00050	50112	Th-232	1.13 L	0.0187	0.11	3.1	0.00 - 0.50
5DN-00050	50112	Th-234	1.2	0.142	0.0929	3.19	0.00 - 0.50
5DN-00050	50112	Tl-208	0.504	0.016	0.0282	0.937	0.00 - 0.50
5DN-00050	50112	Tm-171	-1.86 U	5.61	1.86	72.4	0.00 - 0.50
5DN-00050	50112	U-233/234	0.72	0.028	0.0765	2.02	0.00 - 0.50
5DN-00050	50112	U-235/236	0.0651	0.0147	0.0194	0.151	0.00 - 0.50
5DN-00050	50112	U-238	0.737	0.0119	0.0776	1.8	0.00 - 0.50
5DN-00050	50113	Ac-227	-0.0365 U	0.199	0.0596	0.217	7.50 - 11.50
5DN-00050	50113	Am-241	0.0018 U	0.0188	0.0045	0.0454	7.50 - 11.50

Table A.2
Analytical Results Summary
Subarea 5D, Round 1

Sample Location	Sample ID	Analyte Name	Activity	MDC	TPU	RTL	Sample Depth (feet bgs)
5DN-00050	50113	Bi-212	0.907 J	0.179	0.101	2.15	7.50 - 11.50
5DN-00050	50113	Bi-214	0.716	0.0315	0.0391	1.59	7.50 - 11.50
5DN-00050	50113	Cd-113m	26 U	137	40.6	3030	7.50 - 11.50
5DN-00050	50113	Cm-243/244	0.0012 U	0.0168	0.0037	0.0443	7.50 - 11.50
5DN-00050	50113	Co-60	-0.005 U	0.0204	0.0062	0.028	7.50 - 11.50
5DN-00050	50113	Cs-134	-0.0015 U	0.0179	0.0061	0.0864	7.50 - 11.50
5DN-00050	50113	Cs-137	0.0039 UJ	0.0195	0.0057	0.207	7.50 - 11.50
5DN-00050	50113	Eu-152	-0.0107 U	0.0498	0.0174	0.0566	7.50 - 11.50
5DN-00050	50113	Eu-154	-0.0643 U	0.109	0.0362	0.15	7.50 - 11.50
5DN-00050	50113	Eu-155	0.0962 JS	0.0774	0.0322	0.231	7.50 - 11.50
5DN-00050	50113	Ho-166m	0.0022 U	0.0297	0.0087	0.0432	7.50 - 11.50
5DN-00050	50113	K-40	18.4	0.136	1.11	32.4	7.50 - 11.50
5DN-00050	50113	Na-22	-0.0142 U	0.0247	0.0083	0.037	7.50 - 11.50
5DN-00050	50113	Nb-94	-0.0057 U	0.0161	0.005	0.0214	7.50 - 11.50
5DN-00050	50113	Ni-59	0.116 UJ	4.19	1.16	5.96	7.50 - 11.50
5DN-00050	50113	Ni-63	0.932	1.11	0.354	4.92	7.50 - 11.50
5DN-00050	50113	Np-236	-0.0329 UJ	0.0366	0.0139	0.047	7.50 - 11.50
5DN-00050	50113	Np-239	-0.0334 U	0.134	0.0403	0.139	7.50 - 11.50
5DN-00050	50113	Pa-231	-0.163 U	0.828	0.25	0.936	7.50 - 11.50
5DN-00050	50113	Pb-212	1.57	0.0402	0.106	2.69	7.50 - 11.50
5DN-00050	50113	Pb-214	0.843	0.0354	0.046	1.7	7.50 - 11.50
5DN-00050	50113	Pm-147	-0.55 U	6.88	2.01	17.5	7.50 - 11.50
5DN-00050	50113	Pu-238	-0.0027 U	0.0302	0.0061	0.0415	7.50 - 11.50
5DN-00050	50113	Pu-239/240	0.003	0.0081	0.003	0.0404	7.50 - 11.50
5DN-00050	50113	Pu-244	-0.0043 U	0.0236	0.0043	0.0313	7.50 - 11.50
5DN-00050	50113	Sb-125	-0.0017 U	0.0508	0.0154	0.354	7.50 - 11.50
5DN-00050	50113	Sn-126	-0.0099 U	0.0185	0.0061	0.0237	7.50 - 11.50
5DN-00050	50113	Sr-90	0.0594 U	0.18	0.0528	0.485	7.50 - 11.50
5DN-00050	50113	Tc-99	-0.243 U	1.61	0.467	1.63	7.50 - 11.50
5DN-00050	50113	Th-228	1.51 J	0.155	0.154	3.98	7.50 - 11.50
5DN-00050	50113	Th-229	0.0076 U	0.0999	0.0253	0.145	7.50 - 11.50
5DN-00050	50113	Th-230	0.783	0.056	0.0911	2.2	7.50 - 11.50
5DN-00050	50113	Th-232	1.09	0.0205	0.112	3.1	7.50 - 11.50
5DN-00050	50113	Th-234	1.39 J	0.312	0.166	3.19	7.50 - 11.50

Table A.2
Analytical Results Summary
Subarea 5D, Round 1

Sample Location	Sample ID	Analyte Name	Activity	MDC	TPU	RTL	Sample Depth (feet bgs)
5DN-00050	50113	Tl-208	0.489	0.0198	0.0299	0.937	7.50 - 11.50
5DN-00050	50113	Tm-171	4.46 U	18.2	6.1	72.4	7.50 - 11.50
5DN-00050	50113	U-233/234	0.511	0.0692	0.0674	2.02	7.50 - 11.50
5DN-00050	50113	U-235/236	0.0207	0.0187	0.0121	0.151	7.50 - 11.50
5DN-00050	50113	U-238	0.613	0.0505	0.0747	1.8	7.50 - 11.50
5DN-00051	50114	Ac-227	-0.0214 U	0.188	0.0562	0.217	0.00 - 0.50
5DN-00051	50114	Am-241	0.0028 U	0.0251	0.0062	0.0454	0.00 - 0.50
5DN-00051	50114	Bi-212	1.05	0.15	0.0918	2.15	0.00 - 0.50
5DN-00051	50114	Bi-214	0.983	0.0289	0.0468	1.59	0.00 - 0.50
5DN-00051	50114	Cd-113m	24.4 U	127	39.1	3030	0.00 - 0.50
5DN-00051	50114	Cm-243/244	-0.0064 U	0.0351	0.0075	0.0443	0.00 - 0.50
5DN-00051	50114	Co-60	-0.002 U	0.0172	0.0052	0.028	0.00 - 0.50
5DN-00051	50114	Cs-134	0.008 U	0.018	0.0061	0.0864	0.00 - 0.50
5DN-00051	50114	Cs-137	0.0411	0.018	0.0069	0.207	0.00 - 0.50
5DN-00051	50114	Eu-152	-0.005 U	0.0451	0.0217	0.0566	0.00 - 0.50
5DN-00051	50114	Eu-154	0.0189 U	0.0928	0.0312	0.15	0.00 - 0.50
5DN-00051	50114	Eu-155	0.0499 JS	0.0691	0.0248	0.231	0.00 - 0.50
5DN-00051	50114	Ho-166m	-0.0029 U	0.0254	0.0075	0.0432	0.00 - 0.50
5DN-00051	50114	K-40	19.2	0.123	1.1	32.4	0.00 - 0.50
5DN-00051	50114	Na-22	-0.014 U	0.0215	0.0076	0.037	0.00 - 0.50
5DN-00051	50114	Nb-94	0.0058 U	0.0148	0.0044	0.0214	0.00 - 0.50
5DN-00051	50114	Ni-59	-0.433 U	3.32	0.91	5.96	0.00 - 0.50
5DN-00051	50114	Ni-63	0.268 U	1.01	0.304	4.92	0.00 - 0.50
5DN-00051	50114	Np-236	-0.0141 U	0.0348	0.0108	0.047	0.00 - 0.50
5DN-00051	50114	Np-239	-0.0309 U	0.123	0.0375	0.139	0.00 - 0.50
5DN-00051	50114	Pa-231	-0.261 U	0.754	0.236	0.936	0.00 - 0.50
5DN-00051	50114	Pb-212	1.66	0.0375	0.106	2.69	0.00 - 0.50
5DN-00051	50114	Pb-214	1.08	0.0313	0.0545	1.7	0.00 - 0.50
5DN-00051	50114	Pm-147	0.246 U	7.67	2.26	17.5	0.00 - 0.50
5DN-00051	50114	Pu-238	0.0031 U	0.0154	0.0038	0.0415	0.00 - 0.50
5DN-00051	50114	Pu-239/240	0.0038 U	0.0189	0.0048	0.0404	0.00 - 0.50
5DN-00051	50114	Pu-244	0.0024	0.0065	0.0024	0.0313	0.00 - 0.50
5DN-00051	50114	Sb-125	0.0176 U	0.0499	0.0154	0.354	0.00 - 0.50
5DN-00051	50114	Sn-126	0.0024 U	0.0158	0.0046	0.0237	0.00 - 0.50

Table A.2
Analytical Results Summary
Subarea 5D, Round 1

Sample Location	Sample ID	Analyte Name	Activity	MDC	TPU	RTL	Sample Depth (feet bgs)
5DN-00051	50114	Sr-90	-0.0078 U	0.297	0.0811	0.485	0.00 - 0.50
5DN-00051	50114	Tc-99	-0.383 U	1.2	0.327	1.63	0.00 - 0.50
5DN-00051	50114	Th-228	1.33 J	0.163	0.151	3.98	0.00 - 0.50
5DN-00051	50114	Th-229	0.0172 U	0.0799	0.0211	0.145	0.00 - 0.50
5DN-00051	50114	Th-230	0.816	0.0798	0.0992	2.2	0.00 - 0.50
5DN-00051	50114	Th-232	1.1	0.0232	0.118	3.1	0.00 - 0.50
5DN-00051	50114	Th-234	1.43 J	0.273	0.156	3.19	0.00 - 0.50
5DN-00051	50114	Tl-208	0.51	0.0192	0.0303	0.937	0.00 - 0.50
5DN-00051	50114	Tm-171	-5.5 U	14	5.1	72.4	0.00 - 0.50
5DN-00051	50114	U-233/234	0.793	0.0368	0.0839	2.02	0.00 - 0.50
5DN-00051	50114	U-235/236	0.0536	0.0368	0.0191	0.151	0.00 - 0.50
5DN-00051	50114	U-238	0.745	0.0368	0.0802	1.8	0.00 - 0.50
5DN-00051	50115	Ac-227	-0.0532 U	0.182	0.057	0.217	10.50 - 14.50
5DN-00051	50115	Am-241	0.0181	0.0379	0.0117	0.0454	10.50 - 14.50
5DN-00051	50115	Bi-212	1.02	0.146	0.092	2.15	10.50 - 14.50
5DN-00051	50115	Bi-214	0.847	0.0287	0.0412	1.59	10.50 - 14.50
5DN-00051	50115	Cd-113m	-6.04 U	123	40.3	3030	10.50 - 14.50
5DN-00051	50115	Cm-243/244	-0.0132 U	0.0427	0.0091	0.0443	10.50 - 14.50
5DN-00051	50115	Co-60	0.0011 U	0.0172	0.0051	0.028	10.50 - 14.50
5DN-00051	50115	Cs-134	0.0029 U	0.0165	0.0056	0.0864	10.50 - 14.50
5DN-00051	50115	Cs-137	-0.0026 U	0.0156	0.0055	0.207	10.50 - 14.50
5DN-00051	50115	Eu-152	-0.0179 U	0.0452	0.018	0.0566	10.50 - 14.50
5DN-00051	50115	Eu-154	0.0554 J	0.0997	0.0316	0.15	10.50 - 14.50
5DN-00051	50115	Eu-155	0.0812 JS	0.0666	0.0234	0.231	10.50 - 14.50
5DN-00051	50115	Ho-166m	-0.0096 U	0.0249	0.008	0.0432	10.50 - 14.50
5DN-00051	50115	K-40	21	0.125	1.26	32.4	10.50 - 14.50
5DN-00051	50115	Na-22	-0.011 U	0.0213	0.007	0.037	10.50 - 14.50
5DN-00051	50115	Nb-94	0.0047 U	0.015	0.0046	0.0214	10.50 - 14.50
5DN-00051	50115	Ni-59	-0.44 U	4.61	1.31	5.96	10.50 - 14.50
5DN-00051	50115	Ni-63	-0.395 U	1.05	0.311	4.92	10.50 - 14.50
5DN-00051	50115	Np-236	-0.0092 U	0.0342	0.0107	0.047	10.50 - 14.50
5DN-00051	50115	Np-239	-0.0405 U	0.122	0.0384	0.139	10.50 - 14.50
5DN-00051	50115	Pa-231	0.13 U	0.772	0.244	0.936	10.50 - 14.50
5DN-00051	50115	Pb-212	1.72	0.0371	0.105	2.69	10.50 - 14.50

Table A.2
Analytical Results Summary
Subarea 5D, Round 1

Sample Location	Sample ID	Analyte Name	Activity	MDC	TPU	RTL	Sample Depth (feet bgs)
5DN-00051	50115	Pb-214	0.916	0.0311	0.0465	1.7	10.50 - 14.50
5DN-00051	50115	Pm-147	1.62 U	6.71	2	17.5	10.50 - 14.50
5DN-00051	50115	Pu-238	0.0025	0.0067	0.0025	0.0415	10.50 - 14.50
5DN-00051	50115	Pu-239/240	0.0095	0.0223	0.0068	0.0404	10.50 - 14.50
5DN-00051	50115	Pu-244	-0.0018 U	0.0157	0.003	0.0313	10.50 - 14.50
5DN-00051	50115	Sb-125	0.0133 U	0.0464	0.0137	0.354	10.50 - 14.50
5DN-00051	50115	Sn-126	-0.0005 U	0.0162	0.0049	0.0237	10.50 - 14.50
5DN-00051	50115	Sr-90	0.0529 U	0.233	0.0659	0.485	10.50 - 14.50
5DN-00051	50115	Tc-99	-0.123 U	1.03	0.3	1.63	10.50 - 14.50
5DN-00051	50115	Th-228	1.45	0.126	0.142	3.98	10.50 - 14.50
5DN-00051	50115	Th-229	0.0616	0.0635	0.0249	0.145	10.50 - 14.50
5DN-00051	50115	Th-230	0.682	0.0185	0.0792	2.2	10.50 - 14.50
5DN-00051	50115	Th-232	1.29	0.0184	0.12	3.1	10.50 - 14.50
5DN-00051	50115	Th-234	1.42	0.256	0.138	3.19	10.50 - 14.50
5DN-00051	50115	Tl-208	0.541	0.0187	0.0307	0.937	10.50 - 14.50
5DN-00051	50115	Tm-171	-6 U	12.9	4.77	72.4	10.50 - 14.50
5DN-00051	50115	U-233/234	0.607	0.0818	0.0866	2.02	10.50 - 14.50
5DN-00051	50115	U-235/236	0.0589	0.0913	0.0315	0.151	10.50 - 14.50
5DN-00051	50115	U-238	0.58	0.0818	0.0842	1.8	10.50 - 14.50
5DN-00052	50116	Ac-227	-0.0825 U	0.183	0.058	0.217	0.00 - 0.50
5DN-00052	50116	Am-241	0.0089	0.0061	0.0045	0.0454	0.00 - 0.50
5DN-00052	50116	Bi-212	1.04	0.16	0.103	2.15	0.00 - 0.50
5DN-00052	50116	Bi-214	0.877	0.0297	0.0435	1.59	0.00 - 0.50
5DN-00052	50116	Cd-113m	-46 U	122	37.8	3030	0.00 - 0.50
5DN-00052	50116	Cm-243/244	0.0042 U	0.0206	0.0054	0.0443	0.00 - 0.50
5DN-00052	50116	Co-60	-0.0042 U	0.0196	0.006	0.028	0.00 - 0.50
5DN-00052	50116	Cs-134	-0.0021 U	0.0177	0.006	0.0864	0.00 - 0.50
5DN-00052	50116	Cs-137	-0.0083 U	0.0171	0.0055	0.207	0.00 - 0.50
5DN-00052	50116	Eu-152	-0.0026 U	0.0479	0.0155	0.0566	0.00 - 0.50
5DN-00052	50116	Eu-154	-0.027 U	0.1	0.0302	0.15	0.00 - 0.50
5DN-00052	50116	Eu-155	0.102 JS	0.069	0.032	0.231	0.00 - 0.50
5DN-00052	50116	Ho-166m	0.0022 U	0.0263	0.0078	0.0432	0.00 - 0.50
5DN-00052	50116	K-40	18.1	0.133	1.11	32.4	0.00 - 0.50
5DN-00052	50116	Na-22	-0.0121 U	0.024	0.0079	0.037	0.00 - 0.50

Table A.2
Analytical Results Summary
Subarea 5D, Round 1

Sample Location	Sample ID	Analyte Name	Activity	MDC	TPU	RTL	Sample Depth (feet bgs)
5DN-00052	50116	Nb-94	0.0053 U	0.0154	0.0046	0.0214	0.00 - 0.50
5DN-00052	50116	Ni-59	-0.884 U	4.2	1.19	5.96	0.00 - 0.50
5DN-00052	50116	Ni-63	0.215 U	1.04	0.313	4.92	0.00 - 0.50
5DN-00052	50116	Np-236	-0.0143 U	0.034	0.0109	0.047	0.00 - 0.50
5DN-00052	50116	Np-239	0.0158 U	0.122	0.0355	0.139	0.00 - 0.50
5DN-00052	50116	Pa-231	-0.131 U	0.765	0.229	0.936	0.00 - 0.50
5DN-00052	50116	Pb-212	1.64	0.0374	0.0984	2.69	0.00 - 0.50
5DN-00052	50116	Pb-214	0.948	0.0328	0.0467	1.7	0.00 - 0.50
5DN-00052	50116	Pm-147	0.961 U	7.11	2.11	17.5	0.00 - 0.50
5DN-00052	50116	Pu-238	0.0007 U	0.0148	0.0029	0.0415	0.00 - 0.50
5DN-00052	50116	Pu-239/240	-0.005 U	0.021	0.0037	0.0404	0.00 - 0.50
5DN-00052	50116	Pu-244	-0.0027 U	0.021	0.0037	0.0313	0.00 - 0.50
5DN-00052	50116	Sb-125	0.0148 U	0.0505	0.0154	0.354	0.00 - 0.50
5DN-00052	50116	Sn-126	-0.0043 U	0.0167	0.0051	0.0237	0.00 - 0.50
5DN-00052	50116	Sr-90	-0.004 U	0.163	0.0429	0.485	0.00 - 0.50
5DN-00052	50116	Tc-99	0.13 U	0.928	0.27	1.63	0.00 - 0.50
5DN-00052	50116	Th-228	1.27	0.0911	0.129	3.98	0.00 - 0.50
5DN-00052	50116	Th-229	0.0269	0.0182	0.0136	0.145	0.00 - 0.50
5DN-00052	50116	Th-230	0.859	0.0182	0.0912	2.2	0.00 - 0.50
5DN-00052	50116	Th-232	1.29	0.0181	0.12	3.1	0.00 - 0.50
5DN-00052	50116	Th-234	1.68 J	0.273	0.176	3.19	0.00 - 0.50
5DN-00052	50116	Tl-208	0.51	0.0197	0.0302	0.937	0.00 - 0.50
5DN-00052	50116	Tm-171	7.62 U	16.9	5.74	72.4	0.00 - 0.50
5DN-00052	50116	U-233/234	0.753	0.0375	0.0812	2.02	0.00 - 0.50
5DN-00052	50116	U-235/236	0.0392	0.0685	0.0222	0.151	0.00 - 0.50
5DN-00052	50116	U-238	0.815	0.0375	0.086	1.8	0.00 - 0.50
5DN-00052	50117	Ac-227	0.0449 U	0.249	0.0735	0.217	1.00 - 5.00
5DN-00052	50117	Am-241	0.0003 U	0.0214	0.0048	0.0454	1.00 - 5.00
5DN-00052	50117	Bi-212	1.23	0.216	0.11	2.15	1.00 - 5.00
5DN-00052	50117	Bi-214	1.2	0.0403	0.0589	1.59	1.00 - 5.00
5DN-00052	50117	Cd-113m	36.3 U	168	49.9	3030	1.00 - 5.00
5DN-00052	50117	Cm-243/244	0.0116 U	0.0406	0.0117	0.0443	1.00 - 5.00
5DN-00052	50117	Co-60	0.0083 U	0.0253	0.0074	0.028	1.00 - 5.00
5DN-00052	50117	Cs-134	0.0083 U	0.0237	0.008	0.0864	1.00 - 5.00

Table A.2
Analytical Results Summary
Subarea 5D, Round 1

Sample Location	Sample ID	Analyte Name	Activity	MDC	TPU	RTL	Sample Depth (feet bgs)
5DN-00052	50117	Cs-137	-0.015 U	0.0223	0.0077	0.207	1.00 - 5.00
5DN-00052	50117	Eu-152	-0.0247 U	0.0606	0.0209	0.0566	1.00 - 5.00
5DN-00052	50117	Eu-154	0.0013 U	0.126	0.0362	0.15	1.00 - 5.00
5DN-00052	50117	Eu-155	0.0551 JS	0.0932	0.0307	0.231	1.00 - 5.00
5DN-00052	50117	Ho-166m	0.0071 U	0.0351	0.0103	0.0432	1.00 - 5.00
5DN-00052	50117	K-40	18.8	0.186	1.15	32.4	1.00 - 5.00
5DN-00052	50117	Na-22	-0.016 U	0.0298	0.0099	0.037	1.00 - 5.00
5DN-00052	50117	Nb-94	0.0028 U	0.0203	0.006	0.0214	1.00 - 5.00
5DN-00052	50117	Ni-59	0.21 UJ	3.16	0.827	5.96	1.00 - 5.00
5DN-00052	50117	Ni-63	0.263 U	1.4	0.42	4.92	1.00 - 5.00
5DN-00052	50117	Np-236	-0.0283 U	0.0448	0.0154	0.047	1.00 - 5.00
5DN-00052	50117	Np-239	-0.0053 U	0.16	0.0471	0.139	1.00 - 5.00
5DN-00052	50117	Pa-231	-0.304 U	0.995	0.307	0.936	1.00 - 5.00
5DN-00052	50117	Pb-212	1.95	0.0489	0.131	2.69	1.00 - 5.00
5DN-00052	50117	Pb-214	1.32	0.0424	0.0702	1.7	1.00 - 5.00
5DN-00052	50117	Pm-147	-0.366 U	6.53	1.9	17.5	1.00 - 5.00
5DN-00052	50117	Pu-238	-0.001 U	0.0181	0.0033	0.0415	1.00 - 5.00
5DN-00052	50117	Pu-239/240	-0.001 U	0.018	0.0033	0.0404	1.00 - 5.00
5DN-00052	50117	Pu-244	0.0046	0.0062	0.0032	0.0313	1.00 - 5.00
5DN-00052	50117	Sb-125	-0.0168 U	0.063	0.0197	0.354	1.00 - 5.00
5DN-00052	50117	Sn-126	0.0024 U	0.0229	0.0067	0.0237	1.00 - 5.00
5DN-00052	50117	Sr-90	0.229	0.225	0.0806	0.485	1.00 - 5.00
5DN-00052	50117	Tc-99	0.0916 U	1.11	0.33	1.63	1.00 - 5.00
5DN-00052	50117	Th-228	1.89 L	0.0811	0.152	3.98	1.00 - 5.00
5DN-00052	50117	Th-229	0.0269 L	0.0562	0.0175	0.145	1.00 - 5.00
5DN-00052	50117	Th-230	0.961 L	0.0561	0.0884	2.2	1.00 - 5.00
5DN-00052	50117	Th-232	1.55 L	0.0559	0.123	3.1	1.00 - 5.00
5DN-00052	50117	Th-234	1.75 J	0.453	0.471	3.19	1.00 - 5.00
5DN-00052	50117	Tl-208	0.636	0.0262	0.0377	0.937	1.00 - 5.00
5DN-00052	50117	Tm-171	1.02 U	23	6.84	72.4	1.00 - 5.00
5DN-00052	50117	U-233/234	0.777	0.0723	0.092	2.02	1.00 - 5.00
5DN-00052	50117	U-235/236	0.0328	0.0488	0.0182	0.151	1.00 - 5.00
5DN-00052	50117	U-238	0.85	0.0395	0.0967	1.8	1.00 - 5.00
5DN-00053	50118	Ac-227	-0.004 U	0.225	0.0693	0.217	0.00 - 0.50

Table A.2
Analytical Results Summary
Subarea 5D, Round 1

Sample Location	Sample ID	Analyte Name	Activity	MDC	TPU	RTL	Sample Depth (feet bgs)
5DN-00053	50118	Am-241	0.0058	0.0161	0.0048	0.0454	0.00 - 0.50
5DN-00053	50118	Bi-212	0.915 J	0.175	0.107	2.15	0.00 - 0.50
5DN-00053	50118	Bi-214	1.02	0.0322	0.0481	1.59	0.00 - 0.50
5DN-00053	50118	Cd-113m	2.56 U	151	46.5	3030	0.00 - 0.50
5DN-00053	50118	Cm-243/244	0.0033 U	0.0165	0.0041	0.0443	0.00 - 0.50
5DN-00053	50118	Co-60	0.0012 U	0.0214	0.0062	0.028	0.00 - 0.50
5DN-00053	50118	Cs-134	0.0025 U	0.0202	0.0068	0.0864	0.00 - 0.50
5DN-00053	50118	Cs-137	0.027	0.0205	0.0076	0.207	0.00 - 0.50
5DN-00053	50118	Eu-152	-0.0097 U	0.0547	0.0216	0.0566	0.00 - 0.50
5DN-00053	50118	Eu-154	-0.0538 U	0.111	0.0367	0.15	0.00 - 0.50
5DN-00053	50118	Eu-155	0.042 U	0.09	0.0282	0.231	0.00 - 0.50
5DN-00053	50118	Ho-166m	-0.0252 UJ	0.0286	0.0106	0.0432	0.00 - 0.50
5DN-00053	50118	K-40	19.8	0.14	1.24	32.4	0.00 - 0.50
5DN-00053	50118	Na-22	-0.0166 U	0.027	0.0091	0.037	0.00 - 0.50
5DN-00053	50118	Nb-94	-0.0013 U	0.0176	0.0052	0.0214	0.00 - 0.50
5DN-00053	50118	Ni-59	0.15 U	4.62	1.28	5.96	0.00 - 0.50
5DN-00053	50118	Ni-63	0.361 U	0.972	0.296	4.92	0.00 - 0.50
5DN-00053	50118	Np-236	0.014 U	0.0445	0.0135	0.047	0.00 - 0.50
5DN-00053	50118	Np-239	-0.0721 U	0.147	0.0488	0.139	0.00 - 0.50
5DN-00053	50118	Pa-231	-0.424 U	0.922	0.318	0.936	0.00 - 0.50
5DN-00053	50118	Pb-212	1.8	0.0456	0.119	2.69	0.00 - 0.50
5DN-00053	50118	Pb-214	1.09	0.0382	0.0564	1.7	0.00 - 0.50
5DN-00053	50118	Pm-147	-0.695 U	7.7	2.25	17.5	0.00 - 0.50
5DN-00053	50118	Pu-238	0.0014 U	0.0193	0.0043	0.0415	0.00 - 0.50
5DN-00053	50118	Pu-239/240	0.0027 U	0.0244	0.006	0.0404	0.00 - 0.50
5DN-00053	50118	Pu-244	0.008	0.0155	0.0052	0.0313	0.00 - 0.50
5DN-00053	50118	Sb-125	0.0111 U	0.0571	0.0171	0.354	0.00 - 0.50
5DN-00053	50118	Sn-126	0.0031 U	0.0196	0.0057	0.0237	0.00 - 0.50
5DN-00053	50118	Sr-90	0.0854 U	0.199	0.0603	0.485	0.00 - 0.50
5DN-00053	50118	Tc-99	-0.188 U	1.38	0.384	1.63	0.00 - 0.50
5DN-00053	50118	Th-228	1.47	0.115	0.145	3.98	0.00 - 0.50
5DN-00053	50118	Th-229	0.0139 U	0.0514	0.014	0.145	0.00 - 0.50
5DN-00053	50118	Th-230	0.828	0.0646	0.0912	2.2	0.00 - 0.50
5DN-00053	50118	Th-232	1.11	0.0188	0.109	3.1	0.00 - 0.50

Table A.2
Analytical Results Summary
Subarea 5D, Round 1

Sample Location	Sample ID	Analyte Name	Activity	MDC	TPU	RTL	Sample Depth (feet bgs)
5DN-00053	50118	Th-234	1.69 J	0.446	0.436	3.19	0.00 - 0.50
5DN-00053	50118	Tl-208	0.534	0.0224	0.0315	0.937	0.00 - 0.50
5DN-00053	50118	Tm-171	-20.7 UJ	25.7	9.12	72.4	0.00 - 0.50
5DN-00053	50118	U-233/234	0.765	0.0358	0.0776	2.02	0.00 - 0.50
5DN-00053	50118	U-235/236	0.037	0.0386	0.0157	0.151	0.00 - 0.50
5DN-00053	50118	U-238	0.835	0.0107	0.0825	1.8	0.00 - 0.50
5DN-00053	50119	Ac-227	-0.0317 U	0.193	0.0582	0.217	8.50 - 12.50
5DN-00053	50119	Am-241	0.0085	0.02	0.0061	0.0454	8.50 - 12.50
5DN-00053	50119	Bi-212	1.04	0.153	0.0946	2.15	8.50 - 12.50
5DN-00053	50119	Bi-214	0.755	0.028	0.0379	1.59	8.50 - 12.50
5DN-00053	50119	Cd-113m	16.9 U	129	38.4	3030	8.50 - 12.50
5DN-00053	50119	Cm-243/244	0.0013 U	0.0178	0.0039	0.0443	8.50 - 12.50
5DN-00053	50119	Co-60	-0.0054 UJ	0.0187	0.0058	0.028	8.50 - 12.50
5DN-00053	50119	Cs-134	-0.0053 U	0.0165	0.0059	0.0864	8.50 - 12.50
5DN-00053	50119	Cs-137	-0.0091 U	0.0172	0.0057	0.207	8.50 - 12.50
5DN-00053	50119	Eu-152	-0.001 U	0.0472	0.0163	0.0566	8.50 - 12.50
5DN-00053	50119	Eu-154	-0.0544 U	0.102	0.0334	0.15	8.50 - 12.50
5DN-00053	50119	Eu-155	0.0399 SJ	0.0747	0.0245	0.231	8.50 - 12.50
5DN-00053	50119	Ho-166m	-0.0072 U	0.0267	0.0083	0.0432	8.50 - 12.50
5DN-00053	50119	K-40	18.3	0.138	1.13	32.4	8.50 - 12.50
5DN-00053	50119	Na-22	-0.0076 U	0.0235	0.0073	0.037	8.50 - 12.50
5DN-00053	50119	Nb-94	0.007 U	0.0162	0.005	0.0214	8.50 - 12.50
5DN-00053	50119	Ni-59	-8.31 R	4.2	2.47	5.96	8.50 - 12.50
5DN-00053	50119	Ni-63	0.503 U	1.12	0.343	4.92	8.50 - 12.50
5DN-00053	50119	Np-236	0.0111 U	0.0368	0.0115	0.047	8.50 - 12.50
5DN-00053	50119	Np-239	0.0064 U	0.129	0.0382	0.139	8.50 - 12.50
5DN-00053	50119	Pa-231	0.153 U	0.811	0.262	0.936	8.50 - 12.50
5DN-00053	50119	Pb-212	1.6	0.0384	0.104	2.69	8.50 - 12.50
5DN-00053	50119	Pb-214	0.813	0.0329	0.0421	1.7	8.50 - 12.50
5DN-00053	50119	Pm-147	-2.2 U	8.81	2.55	17.5	8.50 - 12.50
5DN-00053	50119	Pu-238	0.0051	0.0142	0.0042	0.0415	8.50 - 12.50
5DN-00053	50119	Pu-239/240	-0.001 U	0.0176	0.0032	0.0404	8.50 - 12.50
5DN-00053	50119	Pu-244	0.0045	0.006	0.0032	0.0313	8.50 - 12.50
5DN-00053	50119	Sb-125	0.0078 U	0.0496	0.0151	0.354	8.50 - 12.50

Table A.2
Analytical Results Summary
Subarea 5D, Round 1

Sample Location	Sample ID	Analyte Name	Activity	MDC	TPU	RTL	Sample Depth (feet bgs)
5DN-00053	50119	Sn-126	-0.0017 U	0.0164	0.0049	0.0237	8.50 - 12.50
5DN-00053	50119	Sr-90	-0.0585 U	0.29	0.0731	0.485	8.50 - 12.50
5DN-00053	50119	Tc-99	-0.0676 U	0.876	0.245	1.63	8.50 - 12.50
5DN-00053	50119	Th-228	1.53 J	0.111	0.152	3.98	8.50 - 12.50
5DN-00053	50119	Th-229	0.0082 U	0.108	0.0273	0.145	8.50 - 12.50
5DN-00053	50119	Th-230	0.821	0.0885	0.0952	2.2	8.50 - 12.50
5DN-00053	50119	Th-232	1.19	0.0222	0.117	3.1	8.50 - 12.50
5DN-00053	50119	Th-234	1.23 J	0.36	0.336	3.19	8.50 - 12.50
5DN-00053	50119	Tl-208	0.474	0.0197	0.028	0.937	8.50 - 12.50
5DN-00053	50119	Tm-171	-4.1 U	19	5.83	72.4	8.50 - 12.50
5DN-00053	50119	U-233/234	0.671	0.015	0.0785	2.02	8.50 - 12.50
5DN-00053	50119	U-235/236	0.0546	0.0185	0.0197	0.151	8.50 - 12.50
5DN-00053	50119	U-238	0.63	0.015	0.0751	1.8	8.50 - 12.50
5DN-00054	50120	Ac-227	-0.0155 U	0.212	0.0627	0.217	0.00 - 0.50
5DN-00054	50120	Am-241	0.0169	0.0076	0.0069	0.0454	0.00 - 0.50
5DN-00054	50120	Bi-212	1.22 J	0.294	0.307	2.15	0.00 - 0.50
5DN-00054	50120	Bi-214	0.751	0.0333	0.0401	1.59	0.00 - 0.50
5DN-00054	50120	Cd-113m	-43.1 U	141	44.7	3030	0.00 - 0.50
5DN-00054	50120	Cm-243/244	0.0058	0.0078	0.0041	0.0443	0.00 - 0.50
5DN-00054	50120	Co-60	-0.0076 U	0.0206	0.0065	0.028	0.00 - 0.50
5DN-00054	50120	Cs-134	-0.0008 U	0.0201	0.0068	0.0864	0.00 - 0.50
5DN-00054	50120	Cs-137	0.0539	0.0203	0.01	0.207	0.00 - 0.50
5DN-00054	50120	Eu-152	-0.0391 UJ	0.0504	0.0194	0.0566	0.00 - 0.50
5DN-00054	50120	Eu-154	-0.0657 U	0.114	0.0377	0.15	0.00 - 0.50
5DN-00054	50120	Eu-155	0.0727 JS	0.0813	0.0296	0.231	0.00 - 0.50
5DN-00054	50120	Ho-166m	0.0057 U	0.0312	0.0092	0.0432	0.00 - 0.50
5DN-00054	50120	K-40	20.1	0.153	1.22	32.4	0.00 - 0.50
5DN-00054	50120	Na-22	-0.0105 U	0.0272	0.0086	0.037	0.00 - 0.50
5DN-00054	50120	Nb-94	0.0039 U	0.0172	0.0051	0.0214	0.00 - 0.50
5DN-00054	50120	Ni-59	0.792 U	4.93	1.34	5.96	0.00 - 0.50
5DN-00054	50120	Ni-63	0.135 U	1.28	0.383	4.92	0.00 - 0.50
5DN-00054	50120	Np-236	-0.0254 U	0.0384	0.0147	0.047	0.00 - 0.50
5DN-00054	50120	Np-239	0.0239 U	0.139	0.0409	0.139	0.00 - 0.50
5DN-00054	50120	Pa-231	-0.366 U	0.837	0.287	0.936	0.00 - 0.50

Table A.2
Analytical Results Summary
Subarea 5D, Round 1

Sample Location	Sample ID	Analyte Name	Activity	MDC	TPU	RTL	Sample Depth (feet bgs)
5DN-00054	50120	Pb-212	1.72	0.0431	0.116	2.69	0.00 - 0.50
5DN-00054	50120	Pb-214	0.81	0.0362	0.0454	1.7	0.00 - 0.50
5DN-00054	50120	Pm-147	-0.798 U	6.8	1.97	17.5	0.00 - 0.50
5DN-00054	50120	Pu-238	0.0098	0.0232	0.0071	0.0415	0.00 - 0.50
5DN-00054	50120	Pu-239/240	0.0007 U	0.0162	0.0031	0.0404	0.00 - 0.50
5DN-00054	50120	Pu-244	0.0076	0.0069	0.0044	0.0313	0.00 - 0.50
5DN-00054	50120	Sb-125	0.012 U	0.0562	0.017	0.354	0.00 - 0.50
5DN-00054	50120	Sn-126	0.0104 J	0.0196	0.0061	0.0237	0.00 - 0.50
5DN-00054	50120	Sr-90	-0.0303 U	0.188	0.0466	0.485	0.00 - 0.50
5DN-00054	50120	Tc-99	-0.245 U	0.932	0.252	1.63	0.00 - 0.50
5DN-00054	50120	Th-228	1.61 J	0.154	0.17	3.98	0.00 - 0.50
5DN-00054	50120	Th-229	0.0087 UJ	0.0638	0.015	0.145	0.00 - 0.50
5DN-00054	50120	Th-230	0.856	0.0803	0.103	2.2	0.00 - 0.50
5DN-00054	50120	Th-232	1.04	0.0801	0.116	3.1	0.00 - 0.50
5DN-00054	50120	Th-234	1.94 J	0.395	0.497	3.19	0.00 - 0.50
5DN-00054	50120	Tl-208	0.549	0.0221	0.0321	0.937	0.00 - 0.50
5DN-00054	50120	Tm-171	-12 U	19.4	6.54	72.4	0.00 - 0.50
5DN-00054	50120	U-233/234	0.584	0.085	0.0743	2.02	0.00 - 0.50
5DN-00054	50120	U-235/236	0.0633	0.0435	0.0226	0.151	0.00 - 0.50
5DN-00054	50120	U-238	0.711	0.05	0.0823	1.8	0.00 - 0.50
5DN-00054	50121	Ac-227	-0.0728 U	0.216	0.0689	0.217	1.00 - 5.00
5DN-00054	50121	Am-241	0.0054 U	0.0226	0.0062	0.0454	1.00 - 5.00
5DN-00054	50121	Bi-212	1.11	0.171	0.0915	2.15	1.00 - 5.00
5DN-00054	50121	Bi-214	1.03	0.0324	0.0488	1.59	1.00 - 5.00
5DN-00054	50121	Cd-113m	-77.8 U	145	52.5	3030	1.00 - 5.00
5DN-00054	50121	Cm-243/244	-0.0033 U	0.0243	0.0053	0.0443	1.00 - 5.00
5DN-00054	50121	Co-60	-0.0072 U	0.019	0.006	0.028	1.00 - 5.00
5DN-00054	50121	Cs-134	0.0001 U	0.0186	0.0064	0.0864	1.00 - 5.00
5DN-00054	50121	Cs-137	-0.0006 U	0.0175	0.0061	0.207	1.00 - 5.00
5DN-00054	50121	Eu-152	-0.009 U	0.0525	0.0189	0.0566	1.00 - 5.00
5DN-00054	50121	Eu-154	-0.0236 U	0.101	0.0303	0.15	1.00 - 5.00
5DN-00054	50121	Eu-155	0.0465 JS	0.0846	0.0273	0.231	1.00 - 5.00
5DN-00054	50121	Ho-166m	0.0014 U	0.0267	0.008	0.0432	1.00 - 5.00
5DN-00054	50121	K-40	20	0.156	1.22	32.4	1.00 - 5.00

Table A.2
Analytical Results Summary
Subarea 5D, Round 1

Sample Location	Sample ID	Analyte Name	Activity	MDC	TPU	RTL	Sample Depth (feet bgs)
5DN-00054	50121	Na-22	0.0074 U	0.0243	0.0072	0.037	1.00 - 5.00
5DN-00054	50121	Nb-94	0.0078 U	0.0161	0.005	0.0214	1.00 - 5.00
5DN-00054	50121	Ni-59	-0.533 U	4.11	1.13	5.96	1.00 - 5.00
5DN-00054	50121	Ni-63	-0.318 U	1.07	0.317	4.92	1.00 - 5.00
5DN-00054	50121	Np-236	-0.0269 U	0.0414	0.0141	0.047	1.00 - 5.00
5DN-00054	50121	Np-239	0.026 UJ	0.147	0.045	0.139	1.00 - 5.00
5DN-00054	50121	Pa-231	-0.342 U	0.886	0.288	0.936	1.00 - 5.00
5DN-00054	50121	Pb-212	1.94	0.0447	0.119	2.69	1.00 - 5.00
5DN-00054	50121	Pb-214	1.21	0.0373	0.0581	1.7	1.00 - 5.00
5DN-00054	50121	Pm-147	2.85 U	6.55	2	17.5	1.00 - 5.00
5DN-00054	50121	Pu-238	0.0069 U	0.0211	0.006	0.0415	1.00 - 5.00
5DN-00054	50121	Pu-239/240	0.0003 U	0.0268	0.006	0.0404	1.00 - 5.00
5DN-00054	50121	Pu-244	0	0.0072	0.0027	0.0313	1.00 - 5.00
5DN-00054	50121	Sb-125	0.0116 U	0.0549	0.0162	0.354	1.00 - 5.00
5DN-00054	50121	Sn-126	-0.0056 U	0.017	0.0053	0.0237	1.00 - 5.00
5DN-00054	50121	Sr-90	0.0862 U	0.401	0.115	0.485	1.00 - 5.00
5DN-00054	50121	Tc-99	0.148 U	1.12	0.334	1.63	1.00 - 5.00
5DN-00054	50121	Th-228	1.72	0.079	0.157	3.98	1.00 - 5.00
5DN-00054	50121	Th-229	0.0141 U	0.0653	0.0172	0.145	1.00 - 5.00
5DN-00054	50121	Th-230	0.856	0.0517	0.0922	2.2	1.00 - 5.00
5DN-00054	50121	Th-232	1.06	0.019	0.105	3.1	1.00 - 5.00
5DN-00054	50121	Th-234	1.81 J	0.408	0.463	3.19	1.00 - 5.00
5DN-00054	50121	Tl-208	0.575	0.0213	0.0328	0.937	1.00 - 5.00
5DN-00054	50121	Tm-171	-16.1 UJ	19.2	6.93	72.4	1.00 - 5.00
5DN-00054	50121	U-233/234	0.797	0.0598	0.1	2.02	1.00 - 5.00
5DN-00054	50121	U-235/236	0.0648	0.0541	0.0235	0.151	1.00 - 5.00
5DN-00054	50121	U-238	0.697	0.0161	0.0896	1.8	1.00 - 5.00
5DN-00055	50122	Ac-227	-0.0146 U	0.188	0.0561	0.217	0.00 - 0.50
5DN-00055	50122	Am-241	0.009	0.0219	0.0066	0.0454	0.00 - 0.50
5DN-00055	50122	Bi-212	1.03	0.155	0.0935	2.15	0.00 - 0.50
5DN-00055	50122	Bi-214	0.631	0.0289	0.0347	1.59	0.00 - 0.50
5DN-00055	50122	Cd-113m	-41.3 U	124	39.9	3030	0.00 - 0.50
5DN-00055	50122	Cm-243/244	0.0056 U	0.0306	0.0083	0.0443	0.00 - 0.50
5DN-00055	50122	Co-60	-0.0011 U	0.0191	0.0055	0.028	0.00 - 0.50

Table A.2
Analytical Results Summary
Subarea 5D, Round 1

Sample Location	Sample ID	Analyte Name	Activity	MDC	TPU	RTL	Sample Depth (feet bgs)
5DN-00055	50122	Cs-134	0.0036 U	0.017	0.0058	0.0864	0.00 - 0.50
5DN-00055	50122	Cs-137	0.0231	0.0155	0.007	0.207	0.00 - 0.50
5DN-00055	50122	Eu-152	-0.0016 U	0.0455	0.0158	0.0566	0.00 - 0.50
5DN-00055	50122	Eu-154	0.0446 U	0.102	0.0309	0.15	0.00 - 0.50
5DN-00055	50122	Eu-155	0.0709 JS	0.0723	0.0274	0.231	0.00 - 0.50
5DN-00055	50122	Ho-166m	-0.0093 U	0.0259	0.0082	0.0432	0.00 - 0.50
5DN-00055	50122	K-40	20.4	0.123	1.29	32.4	0.00 - 0.50
5DN-00055	50122	Na-22	-0.0035 U	0.0242	0.0074	0.037	0.00 - 0.50
5DN-00055	50122	Nb-94	0.0016 U	0.0149	0.0044	0.0214	0.00 - 0.50
5DN-00055	50122	Ni-59	-0.259 U	3.49	0.945	5.96	0.00 - 0.50
5DN-00055	50122	Ni-63	-0.0052 U	0.938	0.28	4.92	0.00 - 0.50
5DN-00055	50122	Np-236	-0.011 U	0.0345	0.011	0.047	0.00 - 0.50
5DN-00055	50122	Np-239	-0.0308 U	0.124	0.0375	0.139	0.00 - 0.50
5DN-00055	50122	Pa-231	0.195 U	0.776	0.252	0.936	0.00 - 0.50
5DN-00055	50122	Pb-212	1.62	0.0391	0.0986	2.69	0.00 - 0.50
5DN-00055	50122	Pb-214	0.763	0.0321	0.0388	1.7	0.00 - 0.50
5DN-00055	50122	Pm-147	1.44 U	7.07	2.11	17.5	0.00 - 0.50
5DN-00055	50122	Pu-238	0.0025 U	0.0126	0.0032	0.0415	0.00 - 0.50
5DN-00055	50122	Pu-239/240	-0.0049 U	0.027	0.0058	0.0404	0.00 - 0.50
5DN-00055	50122	Pu-244	0.0045	0.0126	0.0037	0.0313	0.00 - 0.50
5DN-00055	50122	Sb-125	0.0102 U	0.0498	0.0145	0.354	0.00 - 0.50
5DN-00055	50122	Sn-126	-0.0033 U	0.0164	0.005	0.0237	0.00 - 0.50
5DN-00055	50122	Sr-90	0.0981	0.152	0.049	0.485	0.00 - 0.50
5DN-00055	50122	Tc-99	-0.323 U	0.89	0.241	1.63	0.00 - 0.50
5DN-00055	50122	Th-228	1.41	0.098	0.143	3.98	0.00 - 0.50
5DN-00055	50122	Th-229	0.0432	0.0531	0.0205	0.145	0.00 - 0.50
5DN-00055	50122	Th-230	0.561	0.0668	0.0731	2.2	0.00 - 0.50
5DN-00055	50122	Th-232	1.13	0.0194	0.112	3.1	0.00 - 0.50
5DN-00055	50122	Th-234	1.22 J	0.281	0.154	3.19	0.00 - 0.50
5DN-00055	50122	Tl-208	0.489	0.0191	0.0282	0.937	0.00 - 0.50
5DN-00055	50122	Tm-171	-0.396 U	17.6	5.86	72.4	0.00 - 0.50
5DN-00055	50122	U-233/234	0.646	0.0427	0.0796	2.02	0.00 - 0.50
5DN-00055	50122	U-235/236	0.0664	0.0225	0.0239	0.151	0.00 - 0.50
5DN-00055	50122	U-238	0.684	0.0182	0.0824	1.8	0.00 - 0.50

Table A.2
Analytical Results Summary
Subarea 5D, Round 1

Sample Location	Sample ID	Analyte Name	Activity	MDC	TPU	RTL	Sample Depth (feet bgs)
5DN-00055	50123	Ac-227	0.0351 U	0.141	0.0432	0.217	1.00 - 5.00
5DN-00055	50123	Am-241	0.0132	0.0133	0.0058	0.0454	1.00 - 5.00
5DN-00055	50123	Bi-212	0.981	0.11	0.0746	2.15	1.00 - 5.00
5DN-00055	50123	Bi-214	0.715	0.022	0.0332	1.59	1.00 - 5.00
5DN-00055	50123	Cd-113m	-0.715 U	93.9	29.5	3030	1.00 - 5.00
5DN-00055	50123	Cm-243/244	0.0021	0.0058	0.0021	0.0443	1.00 - 5.00
5DN-00055	50123	Co-60	0.0048 U	0.0141	0.0043	0.028	1.00 - 5.00
5DN-00055	50123	Cs-134	0.0053 U	0.013	0.0046	0.0864	1.00 - 5.00
5DN-00055	50123	Cs-137	0.0269	0.0123	0.0093	0.207	1.00 - 5.00
5DN-00055	50123	Eu-152	-0.0044 U	0.0337	0.0129	0.0566	1.00 - 5.00
5DN-00055	50123	Eu-154	-0.0391 U	0.0713	0.0234	0.15	1.00 - 5.00
5DN-00055	50123	Eu-155	0.067 JS	0.051	0.0178	0.231	1.00 - 5.00
5DN-00055	50123	Ho-166m	-0.0029 U	0.0192	0.0059	0.0432	1.00 - 5.00
5DN-00055	50123	K-40	18	0.0849	1.07	32.4	1.00 - 5.00
5DN-00055	50123	Na-22	-0.0101 U	0.0165	0.0056	0.037	1.00 - 5.00
5DN-00055	50123	Nb-94	0.0101 J	0.0115	0.0041	0.0214	1.00 - 5.00
5DN-00055	50123	Ni-59	-1.91 U	4.3	1.37	5.96	1.00 - 5.00
5DN-00055	50123	Ni-63	0.259 U	1.01	0.307	4.92	1.00 - 5.00
5DN-00055	50123	Np-236	-0.0095 U	0.0256	0.0085	0.047	1.00 - 5.00
5DN-00055	50123	Np-239	-0.0132 UJ	0.0937	0.0286	0.139	1.00 - 5.00
5DN-00055	50123	Pa-231	-0.236 U	0.569	0.191	0.936	1.00 - 5.00
5DN-00055	50123	Pb-212	1.59	0.0281	0.0968	2.69	1.00 - 5.00
5DN-00055	50123	Pb-214	0.766	0.024	0.0381	1.7	1.00 - 5.00
5DN-00055	50123	Pm-147	3.53	6.31	1.95	17.5	1.00 - 5.00
5DN-00055	50123	Pu-238	-0.0004 U	0.0199	0.0042	0.0415	1.00 - 5.00
5DN-00055	50123	Pu-239/240	0.0072	0.014	0.0047	0.0404	1.00 - 5.00
5DN-00055	50123	Pu-244	0.0138	0.014	0.0061	0.0313	1.00 - 5.00
5DN-00055	50123	Sb-125	-0.0063 U	0.0356	0.0106	0.354	1.00 - 5.00
5DN-00055	50123	Sn-126	0.0052 U	0.0125	0.0039	0.0237	1.00 - 5.00
5DN-00055	50123	Sr-90	0.0172 U	0.236	0.0656	0.485	1.00 - 5.00
5DN-00055	50123	Tc-99	-0.0001 U	1.1	0.325	1.63	1.00 - 5.00
5DN-00055	50123	Th-228	1.62	0.0902	0.146	3.98	1.00 - 5.00
5DN-00055	50123	Th-229	0.0124 U	0.0577	0.0152	0.145	1.00 - 5.00
5DN-00055	50123	Th-230	0.806	0.0456	0.085	2.2	1.00 - 5.00

Table A.2
Analytical Results Summary
Subarea 5D, Round 1

Sample Location	Sample ID	Analyte Name	Activity	MDC	TPU	RTL	Sample Depth (feet bgs)
5DN-00055	50123	Th-232	1.24	0.0168	0.113	3.1	1.00 - 5.00
5DN-00055	50123	Th-234	1.47	0.194	0.118	3.19	1.00 - 5.00
5DN-00055	50123	Tl-208	0.474	0.0139	0.0264	0.937	1.00 - 5.00
5DN-00055	50123	Tm-171	-1.93 U	9.68	3.43	72.4	1.00 - 5.00
5DN-00055	50123	U-233/234	0.618	0.0524	0.0777	2.02	1.00 - 5.00
5DN-00055	50123	U-235/236	0.0461	0.0381	0.0172	0.151	1.00 - 5.00
5DN-00055	50123	U-238	0.683	0.013	0.0828	1.8	1.00 - 5.00
5DN-00056	50124	Ac-227	-0.0266 U	0.196	0.0608	0.217	0.00 - 0.50
5DN-00056	50124	Am-241	0.0055 U	0.0274	0.0068	0.0454	0.00 - 0.50
5DN-00056	50124	Bi-212	1.19	0.212	0.119	2.15	0.00 - 0.50
5DN-00056	50124	Bi-214	0.738	0.0392	0.0405	1.59	0.00 - 0.50
5DN-00056	50124	Cd-113m	-11.8 U	132	40.8	3030	0.00 - 0.50
5DN-00056	50124	Cm-243/244	0.0282	0.048	0.0157	0.0443	0.00 - 0.50
5DN-00056	50124	Co-60	-0.0061 UJ	0.0238	0.0071	0.028	0.00 - 0.50
5DN-00056	50124	Cs-134	0.0008 UJ	0.0231	0.0079	0.0864	0.00 - 0.50
5DN-00056	50124	Cs-137	-0.0032 U	0.0231	0.0071	0.207	0.00 - 0.50
5DN-00056	50124	Eu-152	-0.0282 U	0.0511	0.0171	0.0566	0.00 - 0.50
5DN-00056	50124	Eu-154	0.0138 U	0.142	0.0413	0.15	0.00 - 0.50
5DN-00056	50124	Eu-155	0.0861 JS	0.0642	0.0273	0.231	0.00 - 0.50
5DN-00056	50124	Ho-166m	0.0021 U	0.0346	0.0099	0.0432	0.00 - 0.50
5DN-00056	50124	K-40	20.6	0.143	1.14	32.4	0.00 - 0.50
5DN-00056	50124	Na-22	0.0027 U	0.0325	0.0092	0.037	0.00 - 0.50
5DN-00056	50124	Nb-94	-0.0007 U	0.0201	0.0058	0.0214	0.00 - 0.50
5DN-00056	50124	Ni-59	-0.986 U	5.26	1.54	5.96	0.00 - 0.50
5DN-00056	50124	Ni-63	0.947	1.88	0.578	4.92	0.00 - 0.50
5DN-00056	50124	Np-236	-0.0127 U	0.0315	0.0098	0.047	0.00 - 0.50
5DN-00056	50124	Np-239	-0.037 U	0.124	0.0393	0.139	0.00 - 0.50
5DN-00056	50124	Pa-231	0.164 U	0.817	0.252	0.936	0.00 - 0.50
5DN-00056	50124	Pb-212	1.83	0.0413	0.103	2.69	0.00 - 0.50
5DN-00056	50124	Pb-214	0.768	0.0366	0.0391	1.7	0.00 - 0.50
5DN-00056	50124	Pm-147	1.72 U	7.99	2.39	17.5	0.00 - 0.50
5DN-00056	50124	Pu-238	-0.0033 U	0.0179	0.0032	0.0415	0.00 - 0.50
5DN-00056	50124	Pu-239/240	0.0019 U	0.0204	0.0048	0.0404	0.00 - 0.50
5DN-00056	50124	Pu-244	0.0058 U	0.0178	0.0051	0.0313	0.00 - 0.50

Table A.2
Analytical Results Summary
Subarea 5D, Round 1

Sample Location	Sample ID	Analyte Name	Activity	MDC	TPU	RTL	Sample Depth (feet bgs)
5DN-00056	50124	Sb-125	0.019 U	0.0577	0.0172	0.354	0.00 - 0.50
5DN-00056	50124	Sn-126	-0.0067 U	0.0215	0.0065	0.0237	0.00 - 0.50
5DN-00056	50124	Sr-90	-0.0444 U	0.326	0.0863	0.485	0.00 - 0.50
5DN-00056	50124	Tc-99	0.3 U	1.14	0.337	1.63	0.00 - 0.50
5DN-00056	50124	Th-228	1.49	0.0583	0.14	3.98	0.00 - 0.50
5DN-00056	50124	Th-229	0.0125 U	0.0461	0.0125	0.145	0.00 - 0.50
5DN-00056	50124	Th-230	0.756	0.0169	0.0817	2.2	0.00 - 0.50
5DN-00056	50124	Th-232	1.12	0.0169	0.106	3.1	0.00 - 0.50
5DN-00056	50124	Th-234	1.33	0.233	0.126	3.19	0.00 - 0.50
5DN-00056	50124	Tl-208	0.578	0.0255	0.0355	0.937	0.00 - 0.50
5DN-00056	50124	Tm-171	-0.749 U	8.66	2.77	72.4	0.00 - 0.50
5DN-00056	50124	U-233/234	0.705	0.0338	0.0802	2.02	0.00 - 0.50
5DN-00056	50124	U-235/236	0.0394	0.0178	0.0163	0.151	0.00 - 0.50
5DN-00056	50124	U-238	0.741	0.0419	0.0834	1.8	0.00 - 0.50
5DN-00056	50125	Ac-227	-0.0909 U	0.169	0.0573	0.217	1.00 - 5.00
5DN-00056	50125	Am-241	0.0112	0.0158	0.0057	0.0454	1.00 - 5.00
5DN-00056	50125	Bi-212	0.934	0.17	0.0882	2.15	1.00 - 5.00
5DN-00056	50125	Bi-214	0.667	0.0335	0.0363	1.59	1.00 - 5.00
5DN-00056	50125	Cd-113m	-25.1 U	116	36.6	3030	1.00 - 5.00
5DN-00056	50125	Cm-243/244	0.0043 U	0.0205	0.0055	0.0443	1.00 - 5.00
5DN-00056	50125	Co-60	0.0047 U	0.0228	0.0064	0.028	1.00 - 5.00
5DN-00056	50125	Cs-134	0.0089 U	0.0194	0.0067	0.0864	1.00 - 5.00
5DN-00056	50125	Cs-137	0.0057 U	0.0189	0.0065	0.207	1.00 - 5.00
5DN-00056	50125	Eu-152	-0.0265 U	0.0442	0.015	0.0566	1.00 - 5.00
5DN-00056	50125	Eu-154	-0.0172 U	0.107	0.0369	0.15	1.00 - 5.00
5DN-00056	50125	Eu-155	0.0905 JS	0.0507	0.0253	0.231	1.00 - 5.00
5DN-00056	50125	Ho-166m	-0.0118 U	0.0288	0.0089	0.0432	1.00 - 5.00
5DN-00056	50125	K-40	14.6	0.166	0.819	32.4	1.00 - 5.00
5DN-00056	50125	Na-22	0.0014 U	0.0262	0.0074	0.037	1.00 - 5.00
5DN-00056	50125	Nb-94	0.0007 U	0.0169	0.0048	0.0214	1.00 - 5.00
5DN-00056	50125	Ni-59	-1.21 U	4.11	1.2	5.96	1.00 - 5.00
5DN-00056	50125	Ni-63	0.0411 U	1.18	0.353	4.92	1.00 - 5.00
5DN-00056	50125	Np-236	-0.0025 U	0.0265	0.0078	0.047	1.00 - 5.00
5DN-00056	50125	Np-239	-0.0438 UJ	0.108	0.0351	0.139	1.00 - 5.00

Table A.2
Analytical Results Summary
Subarea 5D, Round 1

Sample Location	Sample ID	Analyte Name	Activity	MDC	TPU	RTL	Sample Depth (feet bgs)
5DN-00056	50125	Pa-231	0.446 J	0.721	0.239	0.936	1.00 - 5.00
5DN-00056	50125	Pb-212	1.38	0.034	0.0783	2.69	1.00 - 5.00
5DN-00056	50125	Pb-214	0.708	0.0316	0.0359	1.7	1.00 - 5.00
5DN-00056	50125	Pm-147	3.55	7.33	2.25	17.5	1.00 - 5.00
5DN-00056	50125	Pu-238	0.0061	0.0055	0.0035	0.0415	1.00 - 5.00
5DN-00056	50125	Pu-239/240	-0.0038 U	0.0202	0.0035	0.0404	1.00 - 5.00
5DN-00056	50125	Pu-244	-0.0003 U	0.0182	0.0038	0.0313	1.00 - 5.00
5DN-00056	50125	Sb-125	-0.0225 U	0.048	0.0154	0.354	1.00 - 5.00
5DN-00056	50125	Sn-126	0.0049 U	0.0195	0.0056	0.0237	1.00 - 5.00
5DN-00056	50125	Sr-90	-0.0677 U	0.266	0.0669	0.485	1.00 - 5.00
5DN-00056	50125	Tc-99	0.0705 U	1.09	0.321	1.63	1.00 - 5.00
5DN-00056	50125	Th-228	1.29	0.0984	0.13	3.98	1.00 - 5.00
5DN-00056	50125	Th-229	0.0746	0.073	0.0283	0.145	1.00 - 5.00
5DN-00056	50125	Th-230	0.609	0.0628	0.0749	2.2	1.00 - 5.00
5DN-00056	50125	Th-232	0.985	0.0183	0.1	3.1	1.00 - 5.00
5DN-00056	50125	Th-234	1.09 J	0.196	0.112	3.19	1.00 - 5.00
5DN-00056	50125	Tl-208	0.467	0.0213	0.0281	0.937	1.00 - 5.00
5DN-00056	50125	Tm-171	1.17 U	7.31	2.34	72.4	1.00 - 5.00
5DN-00056	50125	U-233/234	0.64	0.0372	0.0787	2.02	1.00 - 5.00
5DN-00056	50125	U-235/236	0.0331	0.0128	0.0128	0.151	1.00 - 5.00
5DN-00056	50125	U-238	0.567	0.03	0.0718	1.8	1.00 - 5.00
5DN-00057	50126	Ac-227	0.0133 U	0.253	0.0742	0.217	0.00 - 0.50
5DN-00057	50126	Am-241	-0.0012 U	0.0335	0.008	0.0454	0.00 - 0.50
5DN-00057	50126	Bi-212	1.02 J	0.23	0.109	2.15	0.00 - 0.50
5DN-00057	50126	Bi-214	0.917	0.0438	0.0503	1.59	0.00 - 0.50
5DN-00057	50126	Cd-113m	-97.8 U	167	55.3	3030	0.00 - 0.50
5DN-00057	50126	Cm-243/244	-0.0005 U	0.0357	0.0087	0.0443	0.00 - 0.50
5DN-00057	50126	Co-60	0.0086 U	0.0282	0.008	0.028	0.00 - 0.50
5DN-00057	50126	Cs-134	0.0038 U	0.0262	0.0087	0.0864	0.00 - 0.50
5DN-00057	50126	Cs-137	0.0065 U	0.0279	0.0082	0.207	0.00 - 0.50
5DN-00057	50126	Eu-152	-0.0189 U	0.0649	0.0229	0.0566	0.00 - 0.50
5DN-00057	50126	Eu-154	-0.0291 U	0.15	0.0459	0.15	0.00 - 0.50
5DN-00057	50126	Eu-155	0.0849 JS	0.086	0.0318	0.231	0.00 - 0.50
5DN-00057	50126	Ho-166m	-0.0059 U	0.0401	0.0119	0.0432	0.00 - 0.50

Table A.2
Analytical Results Summary
Subarea 5D, Round 1

Sample Location	Sample ID	Analyte Name	Activity	MDC	TPU	RTL	Sample Depth (feet bgs)
5DN-00057	50126	K-40	19.6	0.189	1.14	32.4	0.00 - 0.50
5DN-00057	50126	Na-22	-0.0176 U	0.0342	0.0112	0.037	0.00 - 0.50
5DN-00057	50126	Nb-94	0.0055 U	0.023	0.0067	0.0214	0.00 - 0.50
5DN-00057	50126	Ni-59	-0.0513 U	4.63	1.29	5.96	0.00 - 0.50
5DN-00057	50126	Ni-63	-0.0351 U	1.17	0.35	4.92	0.00 - 0.50
5DN-00057	50126	Np-236	0.0037 U	0.0438	0.0134	0.047	0.00 - 0.50
5DN-00057	50126	Np-239	-0.0564 UJ	0.165	0.0506	0.139	0.00 - 0.50
5DN-00057	50126	Pa-231	0.521 J	1.03	0.357	0.936	0.00 - 0.50
5DN-00057	50126	Pb-212	1.78	0.0509	0.105	2.69	0.00 - 0.50
5DN-00057	50126	Pb-214	1.06	0.046	0.054	1.7	0.00 - 0.50
5DN-00057	50126	Pm-147	3.1 U	6.59	2.02	17.5	0.00 - 0.50
5DN-00057	50126	Pu-238	0.0022	0.0061	0.0022	0.0415	0.00 - 0.50
5DN-00057	50126	Pu-239/240	0.0095	0.0142	0.0052	0.0404	0.00 - 0.50
5DN-00057	50126	Pu-244	0.0073	0.0142	0.0047	0.0313	0.00 - 0.50
5DN-00057	50126	Sb-125	-0.0036 U	0.0698	0.021	0.354	0.00 - 0.50
5DN-00057	50126	Sn-126	-0.0089 U	0.0246	0.0077	0.0237	0.00 - 0.50
5DN-00057	50126	Sr-90	0.0957 U	0.299	0.087	0.485	0.00 - 0.50
5DN-00057	50126	Tc-99	0.233 U	1.32	0.393	1.63	0.00 - 0.50
5DN-00057	50126	Th-228	1.71	0.0711	0.151	3.98	0.00 - 0.50
5DN-00057	50126	Th-229	0.0186	0.0457	0.0139	0.145	0.00 - 0.50
5DN-00057	50126	Th-230	1.01	0.0456	0.0986	2.2	0.00 - 0.50
5DN-00057	50126	Th-232	1.22	0.0454	0.112	3.1	0.00 - 0.50
5DN-00057	50126	Th-234	1.65 J	0.405	0.421	3.19	0.00 - 0.50
5DN-00057	50126	Tl-208	0.58	0.0291	0.0366	0.937	0.00 - 0.50
5DN-00057	50126	Tm-171	-18.9 UJ	17.3	6.99	72.4	0.00 - 0.50
5DN-00057	50126	U-233/234	0.638	0.036	0.0828	2.02	0.00 - 0.50
5DN-00057	50126	U-235/236	0.0681	0.0154	0.0206	0.151	0.00 - 0.50
5DN-00057	50126	U-238	0.816	0.036	0.0994	1.8	0.00 - 0.50
5DN-00057	50127	Ac-227	-0.0679 U	0.214	0.0663	0.217	1.00 - 5.00
5DN-00057	50127	Am-241	0.0086	0.0058	0.0043	0.0454	1.00 - 5.00
5DN-00057	50127	Bi-212	1.04 J	0.172	0.115	2.15	1.00 - 5.00
5DN-00057	50127	Bi-214	0.674	0.0326	0.0353	1.59	1.00 - 5.00
5DN-00057	50127	Cd-113m	15.8 U	143	42.6	3030	1.00 - 5.00
5DN-00057	50127	Cm-243/244	-0.0029 U	0.0255	0.0054	0.0443	1.00 - 5.00

Table A.2
Analytical Results Summary
Subarea 5D, Round 1

Sample Location	Sample ID	Analyte Name	Activity	MDC	TPU	RTL	Sample Depth (feet bgs)
5DN-00057	50127	Co-60	-0.0035 U	0.0203	0.0061	0.028	1.00 - 5.00
5DN-00057	50127	Cs-134	-0.0063 U	0.0188	0.0067	0.0864	1.00 - 5.00
5DN-00057	50127	Cs-137	-0.0119 U	0.0188	0.0064	0.207	1.00 - 5.00
5DN-00057	50127	Eu-152	-0.0205 U	0.0517	0.0179	0.0566	1.00 - 5.00
5DN-00057	50127	Eu-154	-0.0547 U	0.11	0.0354	0.15	1.00 - 5.00
5DN-00057	50127	Eu-155	0.0543 JS	0.0817	0.0278	0.231	1.00 - 5.00
5DN-00057	50127	Ho-166m	0.0059 U	0.0287	0.0085	0.0432	1.00 - 5.00
5DN-00057	50127	K-40	18.9	0.121	1.17	32.4	1.00 - 5.00
5DN-00057	50127	Na-22	-0.0066 U	0.0273	0.0083	0.037	1.00 - 5.00
5DN-00057	50127	Nb-94	0.0116 J	0.0177	0.0057	0.0214	1.00 - 5.00
5DN-00057	50127	Ni-59	-1.11 U	4.35	1.3	5.96	1.00 - 5.00
5DN-00057	50127	Ni-63	-0.504 U	1.53	0.445	4.92	1.00 - 5.00
5DN-00057	50127	Np-236	-0.0076 U	0.04	0.0125	0.047	1.00 - 5.00
5DN-00057	50127	Np-239	0.0117 U	0.142	0.0418	0.139	1.00 - 5.00
5DN-00057	50127	Pa-231	-0.324 U	0.87	0.284	0.936	1.00 - 5.00
5DN-00057	50127	Pb-212	1.68	0.0419	0.109	2.69	1.00 - 5.00
5DN-00057	50127	Pb-214	0.808	0.0372	0.042	1.7	1.00 - 5.00
5DN-00057	50127	Pm-147	-0.741 U	6.68	1.92	17.5	1.00 - 5.00
5DN-00057	50127	Pu-238	0.0042	0.0057	0.003	0.0415	1.00 - 5.00
5DN-00057	50127	Pu-239/240	0	0.0057	0.0021	0.0404	1.00 - 5.00
5DN-00057	50127	Pu-244	0	0.0057	0.0021	0.0313	1.00 - 5.00
5DN-00057	50127	Sb-125	-0.0042 U	0.054	0.0165	0.354	1.00 - 5.00
5DN-00057	50127	Sn-126	-0.0054 U	0.0186	0.0058	0.0237	1.00 - 5.00
5DN-00057	50127	Sr-90	0.206	0.315	0.102	0.485	1.00 - 5.00
5DN-00057	50127	Tc-99	0.203 U	1.08	0.321	1.63	1.00 - 5.00
5DN-00057	50127	Th-228	1.51 J	0.135	0.164	3.98	1.00 - 5.00
5DN-00057	50127	Th-229	0.0558	0.0252	0.0231	0.145	1.00 - 5.00
5DN-00057	50127	Th-230	0.715	0.0252	0.0933	2.2	1.00 - 5.00
5DN-00057	50127	Th-232	1.27	0.0682	0.136	3.1	1.00 - 5.00
5DN-00057	50127	Th-234	1.51 J	0.325	0.187	3.19	1.00 - 5.00
5DN-00057	50127	Tl-208	0.532	0.0205	0.0309	0.937	1.00 - 5.00
5DN-00057	50127	Tm-171	-6.39 U	20	6.98	72.4	1.00 - 5.00
5DN-00057	50127	U-233/234	0.529	0.0153	0.0672	2.02	1.00 - 5.00
5DN-00057	50127	U-235/236	0.035	0.019	0.0159	0.151	1.00 - 5.00

Table A.2
Analytical Results Summary
Subarea 5D, Round 1

Sample Location	Sample ID	Analyte Name	Activity	MDC	TPU	RTL	Sample Depth (feet bgs)
5DN-00057	50127	U-238	0.634	0.0153	0.0759	1.8	1.00 - 5.00
5DN-00058	50128	Ac-227	-0.0473 U	0.191	0.0605	0.217	0.00 - 0.50
5DN-00058	50128	Am-241	0.0041	0.0056	0.0029	0.0454	0.00 - 0.50
5DN-00058	50128	Bi-212	0.82	0.147	0.0766	2.15	0.00 - 0.50
5DN-00058	50128	Bi-214	0.969	0.0274	0.0444	1.59	0.00 - 0.50
5DN-00058	50128	Cd-113m	-132 UJ	123	51.8	3030	0.00 - 0.50
5DN-00058	50128	Cm-243/244	-0.0053 U	0.029	0.0062	0.0443	0.00 - 0.50
5DN-00058	50128	Co-60	-0.0002 UJ	0.018	0.0053	0.028	0.00 - 0.50
5DN-00058	50128	Cs-134	-0.0048 UJ	0.0164	0.0058	0.0864	0.00 - 0.50
5DN-00058	50128	Cs-137	0.078	0.0199	0.0091	0.207	0.00 - 0.50
5DN-00058	50128	Eu-152	-0.0221 U	0.0458	0.0177	0.0566	0.00 - 0.50
5DN-00058	50128	Eu-154	0.0844 J	0.101	0.0353	0.15	0.00 - 0.50
5DN-00058	50128	Eu-155	0.0964 JS	0.0722	0.0252	0.231	0.00 - 0.50
5DN-00058	50128	Ho-166m	0.0038 U	0.0248	0.0073	0.0432	0.00 - 0.50
5DN-00058	50128	K-40	22.6	0.12	1.4	32.4	0.00 - 0.50
5DN-00058	50128	Na-22	-0.0058 U	0.023	0.0082	0.037	0.00 - 0.50
5DN-00058	50128	Nb-94	0.0048 U	0.0143	0.0044	0.0214	0.00 - 0.50
5DN-00058	50128	Ni-59	-0.738 U	3.27	0.923	5.96	0.00 - 0.50
5DN-00058	50128	Ni-63	1.53	1.77	0.569	4.92	0.00 - 0.50
5DN-00058	50128	Np-236	-0.004 U	0.0362	0.0112	0.047	0.00 - 0.50
5DN-00058	50128	Np-239	-0.0047 U	0.123	0.0379	0.139	0.00 - 0.50
5DN-00058	50128	Pa-231	-0.411 U	0.747	0.256	0.936	0.00 - 0.50
5DN-00058	50128	Pb-212	1.69	0.0388	0.111	2.69	0.00 - 0.50
5DN-00058	50128	Pb-214	1.12	0.0319	0.056	1.7	0.00 - 0.50
5DN-00058	50128	Pm-147	-1.37 U	7.79	2.26	17.5	0.00 - 0.50
5DN-00058	50128	Pu-238	-0.0065 U	0.0226	0.004	0.0415	0.00 - 0.50
5DN-00058	50128	Pu-239/240	0.0111 U	0.0277	0.0083	0.0404	0.00 - 0.50
5DN-00058	50128	Pu-244	0	0.0061	0.0022	0.0313	0.00 - 0.50
5DN-00058	50128	Sb-125	0.0023 U	0.0485	0.0145	0.354	0.00 - 0.50
5DN-00058	50128	Sn-126	0.0025 U	0.016	0.0047	0.0237	0.00 - 0.50
5DN-00058	50128	Sr-90	0.126 U	0.218	0.0685	0.485	0.00 - 0.50
5DN-00058	50128	Tc-99	-0.0285 U	1.18	0.335	1.63	0.00 - 0.50
5DN-00058	50128	Th-228	1.47	0.0827	0.144	3.98	0.00 - 0.50
5DN-00058	50128	Th-229	-0.007 U	0.0846	0.0186	0.145	0.00 - 0.50

Table A.2
Analytical Results Summary
Subarea 5D, Round 1

Sample Location	Sample ID	Analyte Name	Activity	MDC	TPU	RTL	Sample Depth (feet bgs)
5DN-00058	50128	Th-230	0.948	0.0652	0.0999	2.2	0.00 - 0.50
5DN-00058	50128	Th-232	1.25	0.019	0.119	3.1	0.00 - 0.50
5DN-00058	50128	Th-234	1.5 J	0.302	0.157	3.19	0.00 - 0.50
5DN-00058	50128	Tl-208	0.494	0.0191	0.0282	0.937	0.00 - 0.50
5DN-00058	50128	Tm-171	-1.98 U	21.7	7.21	72.4	0.00 - 0.50
5DN-00058	50128	U-233/234	0.676	0.0407	0.0774	2.02	0.00 - 0.50
5DN-00058	50128	U-235/236	0.0447	0.0173	0.0172	0.151	0.00 - 0.50
5DN-00058	50128	U-238	0.84	0.0407	0.0903	1.8	0.00 - 0.50
5DN-00058	50129	Ac-227	-0.0448 U	0.178	0.0553	0.217	1.00 - 5.00
5DN-00058	50129	Am-241	0.0044	0.006	0.0031	0.0454	1.00 - 5.00
5DN-00058	50129	Bi-212	1.04	0.145	0.092	2.15	1.00 - 5.00
5DN-00058	50129	Bi-214	0.821	0.0269	0.0396	1.59	1.00 - 5.00
5DN-00058	50129	Cd-113m	27.1 U	122	38.5	3030	1.00 - 5.00
5DN-00058	50129	Cm-243/244	0.0052	0.0144	0.0042	0.0443	1.00 - 5.00
5DN-00058	50129	Co-60	0.0017 U	0.0177	0.0052	0.028	1.00 - 5.00
5DN-00058	50129	Cs-134	0.0041 U	0.0158	0.0054	0.0864	1.00 - 5.00
5DN-00058	50129	Cs-137	0.0035 U	0.0156	0.0053	0.207	1.00 - 5.00
5DN-00058	50129	Eu-152	-0.0094 U	0.0447	0.016	0.0566	1.00 - 5.00
5DN-00058	50129	Eu-154	-0.0272 U	0.091	0.0278	0.15	1.00 - 5.00
5DN-00058	50129	Eu-155	0.0781 JS	0.0642	0.0252	0.231	1.00 - 5.00
5DN-00058	50129	Ho-166m	-0.015 U	0.0246	0.0084	0.0432	1.00 - 5.00
5DN-00058	50129	K-40	20	0.121	1.2	32.4	1.00 - 5.00
5DN-00058	50129	Na-22	-0.0118 U	0.0206	0.007	0.037	1.00 - 5.00
5DN-00058	50129	Nb-94	-0.0081 U	0.0138	0.0047	0.0214	1.00 - 5.00
5DN-00058	50129	Ni-59	-0.448 U	6.95	1.98	5.96	1.00 - 5.00
5DN-00058	50129	Ni-63	-0.199 U	1.53	0.448	4.92	1.00 - 5.00
5DN-00058	50129	Np-236	-0.0134 U	0.0331	0.0106	0.047	1.00 - 5.00
5DN-00058	50129	Np-239	0.0249 U	0.122	0.037	0.139	1.00 - 5.00
5DN-00058	50129	Pa-231	-0.0369 U	0.73	0.23	0.936	1.00 - 5.00
5DN-00058	50129	Pb-212	1.68	0.0369	0.103	2.69	1.00 - 5.00
5DN-00058	50129	Pb-214	0.883	0.0303	0.0448	1.7	1.00 - 5.00
5DN-00058	50129	Pm-147	1.4 U	6.36	1.89	17.5	1.00 - 5.00
5DN-00058	50129	Pu-238	0.0023	0.0061	0.0023	0.0415	1.00 - 5.00
5DN-00058	50129	Pu-239/240	0.0051	0.0143	0.0042	0.0404	1.00 - 5.00

Table A.2
Analytical Results Summary
Subarea 5D, Round 1

Sample Location	Sample ID	Analyte Name	Activity	MDC	TPU	RTL	Sample Depth (feet bgs)
5DN-00058	50129	Pu-244	0.0067	0.0061	0.0039	0.0313	1.00 - 5.00
5DN-00058	50129	Sb-125	0.0137 U	0.0462	0.0137	0.354	1.00 - 5.00
5DN-00058	50129	Sn-126	-0.0033 U	0.0159	0.0049	0.0237	1.00 - 5.00
5DN-00058	50129	Sr-90	-0.0438 U	0.243	0.0584	0.485	1.00 - 5.00
5DN-00058	50129	Tc-99	0.147 U	1.15	0.341	1.63	1.00 - 5.00
5DN-00058	50129	Th-228	1.61	0.0878	0.158	3.98	1.00 - 5.00
5DN-00058	50129	Th-229	0.0157 U	0.0846	0.0223	0.145	1.00 - 5.00
5DN-00058	50129	Th-230	0.964	0.0728	0.106	2.2	1.00 - 5.00
5DN-00058	50129	Th-232	1.37	0.0726	0.133	3.1	1.00 - 5.00
5DN-00058	50129	Th-234	1.52	0.259	0.139	3.19	1.00 - 5.00
5DN-00058	50129	Tl-208	0.551	0.0177	0.0307	0.937	1.00 - 5.00
5DN-00058	50129	Tm-171	5.44 U	12.6	4.52	72.4	1.00 - 5.00
5DN-00058	50129	U-233/234	0.68	0.0571	0.0787	2.02	1.00 - 5.00
5DN-00058	50129	U-235/236	0.0518	0.0175	0.0187	0.151	1.00 - 5.00
5DN-00058	50129	U-238	0.773	0.0413	0.0855	1.8	1.00 - 5.00
5DN-00059	50130	Ac-227	-0.091 U	0.239	0.0752	0.217	0.00 - 0.50
5DN-00059	50130	Am-241	0.0033 U	0.0166	0.0042	0.0454	0.00 - 0.50
5DN-00059	50130	Bi-212	1.21	0.202	0.108	2.15	0.00 - 0.50
5DN-00059	50130	Bi-214	0.905	0.0357	0.0472	1.59	0.00 - 0.50
5DN-00059	50130	Cd-113m	20.1 U	162	48	3030	0.00 - 0.50
5DN-00059	50130	Cm-243/244	0.0034 U	0.017	0.0042	0.0443	0.00 - 0.50
5DN-00059	50130	Co-60	-0.0139 U	0.0232	0.008	0.028	0.00 - 0.50
5DN-00059	50130	Cs-134	-0.007 U	0.022	0.0078	0.0864	0.00 - 0.50
5DN-00059	50130	Cs-137	-0.0102 U	0.0216	0.007	0.207	0.00 - 0.50
5DN-00059	50130	Eu-152	-0.028 U	0.0595	0.0201	0.0566	0.00 - 0.50
5DN-00059	50130	Eu-154	-0.0691 U	0.127	0.0416	0.15	0.00 - 0.50
5DN-00059	50130	Eu-155	0.0664 JS	0.0902	0.0313	0.231	0.00 - 0.50
5DN-00059	50130	Ho-166m	-0.0157 U	0.0314	0.0103	0.0432	0.00 - 0.50
5DN-00059	50130	K-40	21.1	0.153	1.31	32.4	0.00 - 0.50
5DN-00059	50130	Na-22	0.009 U	0.0311	0.0092	0.037	0.00 - 0.50
5DN-00059	50130	Nb-94	-0.0007 U	0.0182	0.0054	0.0214	0.00 - 0.50
5DN-00059	50130	Ni-59	0.986 U	5.06	1.39	5.96	0.00 - 0.50
5DN-00059	50130	Ni-63	0.0397 U	1.12	0.335	4.92	0.00 - 0.50
5DN-00059	50130	Np-236	0.0162 U	0.045	0.0142	0.047	0.00 - 0.50

Table A.2
Analytical Results Summary
Subarea 5D, Round 1

Sample Location	Sample ID	Analyte Name	Activity	MDC	TPU	RTL	Sample Depth (feet bgs)
5DN-00059	50130	Np-239	0.0392 U	0.161	0.048	0.139	0.00 - 0.50
5DN-00059	50130	Pa-231	-0.175 U	0.963	0.333	0.936	0.00 - 0.50
5DN-00059	50130	Pb-212	1.88	0.0495	0.122	2.69	0.00 - 0.50
5DN-00059	50130	Pb-214	1.04	0.0416	0.0528	1.7	0.00 - 0.50
5DN-00059	50130	Pm-147	0.386 U	7.82	2.31	17.5	0.00 - 0.50
5DN-00059	50130	Pu-238	0.0037 U	0.0187	0.0048	0.0415	0.00 - 0.50
5DN-00059	50130	Pu-239/240	0.0003 U	0.0237	0.0053	0.0404	0.00 - 0.50
5DN-00059	50130	Pu-244	0.0047	0.0064	0.0033	0.0313	0.00 - 0.50
5DN-00059	50130	Sb-125	0.0446 JS	0.065	0.0217	0.354	0.00 - 0.50
5DN-00059	50130	Sn-126	0.0119 J	0.0223	0.007	0.0237	0.00 - 0.50
5DN-00059	50130	Sr-90	-0.0633 U	0.166	0.0393	0.485	0.00 - 0.50
5DN-00059	50130	Tc-99	0.146 U	0.833	0.244	1.63	0.00 - 0.50
5DN-00059	50130	Th-228	1.52	0.0239	0.146	3.98	0.00 - 0.50
5DN-00059	50130	Th-229	0.0349	0.0189	0.0157	0.145	0.00 - 0.50
5DN-00059	50130	Th-230	0.842	0.0512	0.0915	2.2	0.00 - 0.50
5DN-00059	50130	Th-232	1.17	0.0645	0.114	3.1	0.00 - 0.50
5DN-00059	50130	Th-234	1.87 J	0.455	0.482	3.19	0.00 - 0.50
5DN-00059	50130	Tl-208	0.595	0.0253	0.0347	0.937	0.00 - 0.50
5DN-00059	50130	Tm-171	-7.07 U	23.3	7.26	72.4	0.00 - 0.50
5DN-00059	50130	U-233/234	0.902 J	0.185	0.162	2.02	0.00 - 0.50
5DN-00059	50130	U-235/236	0.108 J	0.161	0.0601	0.151	0.00 - 0.50
5DN-00059	50130	U-238	0.741 J	0.13	0.141	1.8	0.00 - 0.50
5DN-00059	50131	Ac-227	0.0342 U	0.185	0.0546	0.217	1.00 - 5.00
5DN-00059	50131	Am-241	-0.001 U	0.017	0.0031	0.0454	1.00 - 5.00
5DN-00059	50131	Bi-212	1.03	0.161	0.103	2.15	1.00 - 5.00
5DN-00059	50131	Bi-214	0.879	0.0311	0.0434	1.59	1.00 - 5.00
5DN-00059	50131	Cd-113m	31.3 U	127	42.5	3030	1.00 - 5.00
5DN-00059	50131	Cm-243/244	-0.0045 U	0.0273	0.0057	0.0443	1.00 - 5.00
5DN-00059	50131	Co-60	0.0033 U	0.0195	0.0056	0.028	1.00 - 5.00
5DN-00059	50131	Cs-134	-0.0028 U	0.0176	0.006	0.0864	1.00 - 5.00
5DN-00059	50131	Cs-137	-0.0062 U	0.0184	0.0057	0.207	1.00 - 5.00
5DN-00059	50131	Eu-152	-0.0085 U	0.0477	0.0177	0.0566	1.00 - 5.00
5DN-00059	50131	Eu-154	-0.051 U	0.107	0.034	0.15	1.00 - 5.00
5DN-00059	50131	Eu-155	0.0875 JS	0.0672	0.0283	0.231	1.00 - 5.00

Table A.2
Analytical Results Summary
Subarea 5D, Round 1

Sample Location	Sample ID	Analyte Name	Activity	MDC	TPU	RTL	Sample Depth (feet bgs)
5DN-00059	50131	Ho-166m	-0.0138 U	0.0261	0.0086	0.0432	1.00 - 5.00
5DN-00059	50131	K-40	18.9	0.141	1.03	32.4	1.00 - 5.00
5DN-00059	50131	Na-22	0.004 U	0.0246	0.0072	0.037	1.00 - 5.00
5DN-00059	50131	Nb-94	-0.0011 U	0.0166	0.0049	0.0214	1.00 - 5.00
5DN-00059	50131	Ni-59	-1.23 U	4.53	1.36	5.96	1.00 - 5.00
5DN-00059	50131	Ni-63	-0.323 U	1.38	0.404	4.92	1.00 - 5.00
5DN-00059	50131	Np-236	-0.0057 U	0.0343	0.0105	0.047	1.00 - 5.00
5DN-00059	50131	Np-239	0.0117 U	0.123	0.0359	0.139	1.00 - 5.00
5DN-00059	50131	Pa-231	0.203 U	0.778	0.232	0.936	1.00 - 5.00
5DN-00059	50131	Pb-212	1.68	0.0369	0.097	2.69	1.00 - 5.00
5DN-00059	50131	Pb-214	0.949	0.0323	0.0472	1.7	1.00 - 5.00
5DN-00059	50131	Pm-147	2.93 U	6.72	2.05	17.5	1.00 - 5.00
5DN-00059	50131	Pu-238	-0.0025 UJ	0.0279	0.0056	0.0415	1.00 - 5.00
5DN-00059	50131	Pu-239/240	0.0083	0.0075	0.0048	0.0404	1.00 - 5.00
5DN-00059	50131	Pu-244	0.0036 UJ	0.0177	0.0044	0.0313	1.00 - 5.00
5DN-00059	50131	Sb-125	-0.0144 U	0.0493	0.0155	0.354	1.00 - 5.00
5DN-00059	50131	Sn-126	0.0106 J	0.0196	0.0061	0.0237	1.00 - 5.00
5DN-00059	50131	Sr-90	-0.0176 U	0.403	0.108	0.485	1.00 - 5.00
5DN-00059	50131	Tc-99	0.622	1.1	0.338	1.63	1.00 - 5.00
5DN-00059	50131	Th-228	1.4	0.138	0.135	3.98	1.00 - 5.00
5DN-00059	50131	Th-229	0.0366	0.0684	0.0218	0.145	1.00 - 5.00
5DN-00059	50131	Th-230	0.917	0.053	0.0922	2.2	1.00 - 5.00
5DN-00059	50131	Th-232	1.17	0.0797	0.11	3.1	1.00 - 5.00
5DN-00059	50131	Th-234	1.49	0.276	0.145	3.19	1.00 - 5.00
5DN-00059	50131	Tl-208	0.55	0.0199	0.032	0.937	1.00 - 5.00
5DN-00059	50131	Tm-171	8.35 J	13.2	4.74	72.4	1.00 - 5.00
5DN-00059	50131	U-233/234	0.672	0.0165	0.0811	2.02	1.00 - 5.00
5DN-00059	50131	U-235/236	0.0525	0.0203	0.0202	0.151	1.00 - 5.00
5DN-00059	50131	U-238	0.91	0.055	0.101	1.8	1.00 - 5.00
5DN-00060	50132	Ac-227	-0.0373 U	0.154	0.0484	0.217	0.00 - 0.50
5DN-00060	50132	Am-241	0.004	0.0054	0.0028	0.0454	0.00 - 0.50
5DN-00060	50132	Bi-212	1.22	0.137	0.0904	2.15	0.00 - 0.50
5DN-00060	50132	Bi-214	0.866	0.0261	0.0408	1.59	0.00 - 0.50
5DN-00060	50132	Cd-113m	-27.8 U	105	33.1	3030	0.00 - 0.50

Table A.2
Analytical Results Summary
Subarea 5D, Round 1

Sample Location	Sample ID	Analyte Name	Activity	MDC	TPU	RTL	Sample Depth (feet bgs)
5DN-00060	50132	Cm-243/244	-0.0082 U	0.0252	0.0044	0.0443	0.00 - 0.50
5DN-00060	50132	Co-60	-0.0068 UJ	0.016	0.0052	0.028	0.00 - 0.50
5DN-00060	50132	Cs-134	0.0042 UJ	0.0155	0.0053	0.0864	0.00 - 0.50
5DN-00060	50132	Cs-137	0.0403	0.015	0.0091	0.207	0.00 - 0.50
5DN-00060	50132	Eu-152	-0.0335 UJ	0.0368	0.0139	0.0566	0.00 - 0.50
5DN-00060	50132	Eu-154	-0.0716 UJ	0.0843	0.0312	0.15	0.00 - 0.50
5DN-00060	50132	Eu-155	0.123 JS	0.0569	0.0264	0.231	0.00 - 0.50
5DN-00060	50132	Ho-166m	0.0015 U	0.0225	0.0068	0.0432	0.00 - 0.50
5DN-00060	50132	K-40	23.1	0.109	1.31	32.4	0.00 - 0.50
5DN-00060	50132	Na-22	-0.0025 U	0.0203	0.0062	0.037	0.00 - 0.50
5DN-00060	50132	Nb-94	0.0044 U	0.0128	0.004	0.0214	0.00 - 0.50
5DN-00060	50132	Ni-59	-6.69 R	4.36	2.18	5.96	0.00 - 0.50
5DN-00060	50132	Ni-63	1.04	1.21	0.387	4.92	0.00 - 0.50
5DN-00060	50132	Np-236	-0.0258 UJ	0.0279	0.0104	0.047	0.00 - 0.50
5DN-00060	50132	Np-239	0.0189 U	0.105	0.0321	0.139	0.00 - 0.50
5DN-00060	50132	Pa-231	-0.114 U	0.63	0.222	0.936	0.00 - 0.50
5DN-00060	50132	Pb-212	1.79	0.0315	0.106	2.69	0.00 - 0.50
5DN-00060	50132	Pb-214	0.949	0.0268	0.0454	1.7	0.00 - 0.50
5DN-00060	50132	Pm-147	0.731 U	7.7	2.28	17.5	0.00 - 0.50
5DN-00060	50132	Pu-238	-0.0039 U	0.0211	0.0038	0.0415	0.00 - 0.50
5DN-00060	50132	Pu-239/240	0.0022 U	0.0241	0.0057	0.0404	0.00 - 0.50
5DN-00060	50132	Pu-244	0.0027	0.0072	0.0027	0.0313	0.00 - 0.50
5DN-00060	50132	Sb-125	-0.0005 U	0.0402	0.0118	0.354	0.00 - 0.50
5DN-00060	50132	Sn-126	-0.002 U	0.014	0.0043	0.0237	0.00 - 0.50
5DN-00060	50132	Sr-90	-0.0606 U	0.264	0.0685	0.485	0.00 - 0.50
5DN-00060	50132	Tc-99	0.003 U	1.22	0.347	1.63	0.00 - 0.50
5DN-00060	50132	Th-228	1.64	0.0862	0.151	3.98	0.00 - 0.50
5DN-00060	50132	Th-229	0.0191 U	0.0686	0.0191	0.145	0.00 - 0.50
5DN-00060	50132	Th-230	0.686	0.0172	0.0772	2.2	0.00 - 0.50
5DN-00060	50132	Th-232	1.05	0.0172	0.102	3.1	0.00 - 0.50
5DN-00060	50132	Th-234	1.43	0.231	0.136	3.19	0.00 - 0.50
5DN-00060	50132	Tl-208	0.544	0.0166	0.0301	0.937	0.00 - 0.50
5DN-00060	50132	Tm-171	-0.205 U	12.8	4.42	72.4	0.00 - 0.50
5DN-00060	50132	U-233/234	0.755	0.0689	0.0907	2.02	0.00 - 0.50

Table A.2
Analytical Results Summary
Subarea 5D, Round 1

Sample Location	Sample ID	Analyte Name	Activity	MDC	TPU	RTL	Sample Depth (feet bgs)
5DN-00060	50132	U-235/236	0.04	0.0785	0.025	0.151	0.00 - 0.50
5DN-00060	50132	U-238	0.734	0.0171	0.0876	1.8	0.00 - 0.50
5DN-00060	50133	Ac-227	-0.12 U	0.202	0.067	0.217	1.00 - 5.00
5DN-00060	50133	Am-241	0.0098	0.0146	0.0054	0.0454	1.00 - 5.00
5DN-00060	50133	Bi-212	1.21	0.169	0.108	2.15	1.00 - 5.00
5DN-00060	50133	Bi-214	1.1	0.0351	0.0531	1.59	1.00 - 5.00
5DN-00060	50133	Cd-113m	-14.6 U	136	43.4	3030	1.00 - 5.00
5DN-00060	50133	Cm-243/244	0.0007 U	0.0149	0.0029	0.0443	1.00 - 5.00
5DN-00060	50133	Co-60	-0.0071 UJ	0.021	0.0065	0.028	1.00 - 5.00
5DN-00060	50133	Cs-134	-0.0036 U	0.0193	0.0066	0.0864	1.00 - 5.00
5DN-00060	50133	Cs-137	-0.0012 U	0.0209	0.0061	0.207	1.00 - 5.00
5DN-00060	50133	Eu-152	0.0111 U	0.0534	0.0172	0.0566	1.00 - 5.00
5DN-00060	50133	Eu-154	-0.0276 U	0.112	0.0333	0.15	1.00 - 5.00
5DN-00060	50133	Eu-155	0.0842 SJ	0.0729	0.0273	0.231	1.00 - 5.00
5DN-00060	50133	Ho-166m	-0.0008 U	0.0294	0.0087	0.0432	1.00 - 5.00
5DN-00060	50133	K-40	20.6	0.155	1.12	32.4	1.00 - 5.00
5DN-00060	50133	Na-22	-0.0138 U	0.025	0.0083	0.037	1.00 - 5.00
5DN-00060	50133	Nb-94	0.0098 SJ	0.0191	0.0059	0.0214	1.00 - 5.00
5DN-00060	50133	Ni-59	-4.75 UJ	4.09	1.75	5.96	1.00 - 5.00
5DN-00060	50133	Ni-63	-0.727 U	1.3	0.382	4.92	1.00 - 5.00
5DN-00060	50133	Np-236	-0.0102 U	0.0375	0.0117	0.047	1.00 - 5.00
5DN-00060	50133	Np-239	0.0756 J	0.139	0.0438	0.139	1.00 - 5.00
5DN-00060	50133	Pa-231	-0.151 U	0.841	0.261	0.936	1.00 - 5.00
5DN-00060	50133	Pb-212	1.73	0.0381	0.0997	2.69	1.00 - 5.00
5DN-00060	50133	Pb-214	1.18	0.0369	0.0573	1.7	1.00 - 5.00
5DN-00060	50133	Pm-147	1.44 U	6.57	1.96	17.5	1.00 - 5.00
5DN-00060	50133	Pu-238	0.0033 U	0.0164	0.0041	0.0415	1.00 - 5.00
5DN-00060	50133	Pu-239/240	-0.0056 U	0.0233	0.0041	0.0404	1.00 - 5.00
5DN-00060	50133	Pu-244	0.0022 U	0.0233	0.0055	0.0313	1.00 - 5.00
5DN-00060	50133	Sb-125	-0.0048 U	0.0529	0.0161	0.354	1.00 - 5.00
5DN-00060	50133	Sn-126	-0.002 U	0.0195	0.0058	0.0237	1.00 - 5.00
5DN-00060	50133	Sr-90	0.28	0.365	0.119	0.485	1.00 - 5.00
5DN-00060	50133	Tc-99	0.0844 U	1.11	0.33	1.63	1.00 - 5.00
5DN-00060	50133	Th-228	1.7	0.109	0.158	3.98	1.00 - 5.00

Table A.2
Analytical Results Summary
Subarea 5D, Round 1

Sample Location	Sample ID	Analyte Name	Activity	MDC	TPU	RTL	Sample Depth (feet bgs)
5DN-00060	50133	Th-229	0.0214 U	0.0934	0.0257	0.145	1.00 - 5.00
5DN-00060	50133	Th-230	0.824	0.0193	0.0906	2.2	1.00 - 5.00
5DN-00060	50133	Th-232	1.08	0.0763	0.109	3.1	1.00 - 5.00
5DN-00060	50133	Th-234	1.65	0.305	0.161	3.19	1.00 - 5.00
5DN-00060	50133	Tl-208	0.551	0.0208	0.0322	0.937	1.00 - 5.00
5DN-00060	50133	Tm-171	-1.6 U	13.7	4.59	72.4	1.00 - 5.00
5DN-00060	50133	U-233/234	0.609	0.0423	0.0807	2.02	1.00 - 5.00
5DN-00060	50133	U-235/236	0.074	0.0522	0.0275	0.151	1.00 - 5.00
5DN-00060	50133	U-238	0.762	0.0193	0.0937	1.8	1.00 - 5.00
5DN-00061	50134	Ac-227	-0.0328 U	0.206	0.0617	0.217	1.00 - 5.00
5DN-00061	50134	Am-241	0.0105	0.0057	0.0047	0.0454	1.00 - 5.00
5DN-00061	50134	Bi-212	1.38	0.19	0.124	2.15	1.00 - 5.00
5DN-00061	50134	Bi-214	1.21	0.0368	0.0585	1.59	1.00 - 5.00
5DN-00061	50134	Cd-113m	-64.2 U	137	43.8	3030	1.00 - 5.00
5DN-00061	50134	Cm-243/244	0.003 U	0.0232	0.0059	0.0443	1.00 - 5.00
5DN-00061	50134	Co-60	-0.0024 U	0.0215	0.0063	0.028	1.00 - 5.00
5DN-00061	50134	Cs-134	0.0085 U	0.0216	0.0073	0.0864	1.00 - 5.00
5DN-00061	50134	Cs-137	-0.0017 U	0.0207	0.007	0.207	1.00 - 5.00
5DN-00061	50134	Eu-152	0.0271 J	0.0539	0.019	0.0566	1.00 - 5.00
5DN-00061	50134	Eu-154	-0.0386 U	0.123	0.0388	0.15	1.00 - 5.00
5DN-00061	50134	Eu-155	0.0854 JS	0.0677	0.026	0.231	1.00 - 5.00
5DN-00061	50134	Ho-166m	-0.0055 U	0.0337	0.0101	0.0432	1.00 - 5.00
5DN-00061	50134	K-40	20.7	0.155	1.18	32.4	1.00 - 5.00
5DN-00061	50134	Na-22	-0.0097 U	0.0269	0.0084	0.037	1.00 - 5.00
5DN-00061	50134	Nb-94	0.0123 J	0.0201	0.0064	0.0214	1.00 - 5.00
5DN-00061	50134	Np-236	-0.0158 U	0.0353	0.0116	0.047	1.00 - 5.00
5DN-00061	50134	Np-239	-0.0397 U	0.134	0.0409	0.139	1.00 - 5.00
5DN-00061	50134	Pa-231	-0.0628 U	0.871	0.269	0.936	1.00 - 5.00
5DN-00061	50134	Pb-212	2.02	0.0442	0.117	2.69	1.00 - 5.00
5DN-00061	50134	Pb-214	1.28	0.0379	0.0606	1.7	1.00 - 5.00
5DN-00061	50134	Pu-238	-0.0023 UJ	0.0205	0.004	0.0415	1.00 - 5.00
5DN-00061	50134	Pu-239/240	0.0105	0.0204	0.0068	0.0404	1.00 - 5.00
5DN-00061	50134	Pu-244	0.0064	0.0087	0.0045	0.0313	1.00 - 5.00
5DN-00061	50134	Sb-125	0.0197 U	0.0597	0.0184	0.354	1.00 - 5.00

Table A.2
Analytical Results Summary
Subarea 5D, Round 1

Sample Location	Sample ID	Analyte Name	Activity	MDC	TPU	RTL	Sample Depth (feet bgs)
5DN-00061	50134	Sn-126	0.0065 U	0.0218	0.0065	0.0237	1.00 - 5.00
5DN-00061	50134	Sr-90	0.104 U	0.253	0.0761	0.485	1.00 - 5.00
5DN-00061	50134	Th-228	1.89	0.0772	0.183	3.98	1.00 - 5.00
5DN-00061	50134	Th-229	0.0436	0.0236	0.0197	0.145	1.00 - 5.00
5DN-00061	50134	Th-230	0.94	0.0808	0.109	2.2	1.00 - 5.00
5DN-00061	50134	Th-232	1.33	0.0235	0.135	3.1	1.00 - 5.00
5DN-00061	50134	Th-234	1.82	0.27	0.17	3.19	1.00 - 5.00
5DN-00061	50134	Tl-208	0.643	0.0235	0.0385	0.937	1.00 - 5.00
5DN-00061	50134	Tm-171	-6.14 U	14.2	5.03	72.4	1.00 - 5.00
5DN-00061	50134	U-233/234	1.26	0.0349	0.125	2.02	1.00 - 5.00
5DN-00061	50134	U-235/236	0.088	0.0183	0.0252	0.151	1.00 - 5.00
5DN-00061	50134	U-238	1.21	0.0432	0.121	1.8	1.00 - 5.00
5DN-00062	50135	Ac-227	0.0849 U	0.233	0.0706	0.217	1.00 - 5.00
5DN-00062	50135	Am-241	0.002	0.0053	0.002	0.0454	1.00 - 5.00
5DN-00062	50135	Bi-212	1.19	0.176	0.112	2.15	1.00 - 5.00
5DN-00062	50135	Bi-214	1.05	0.0336	0.0499	1.59	1.00 - 5.00
5DN-00062	50135	Cd-113m	-25.3 U	152	47.2	3030	1.00 - 5.00
5DN-00062	50135	Cm-243/244	-0.0089 U	0.0273	0.0052	0.0443	1.00 - 5.00
5DN-00062	50135	Co-60	0.005 U	0.0217	0.0062	0.028	1.00 - 5.00
5DN-00062	50135	Cs-134	-0.0021 U	0.0192	0.0065	0.0864	1.00 - 5.00
5DN-00062	50135	Cs-137	-0.0001 U	0.0196	0.0066	0.207	1.00 - 5.00
5DN-00062	50135	Eu-152	-0.014 U	0.0558	0.0185	0.0566	1.00 - 5.00
5DN-00062	50135	Eu-154	-0.0131 U	0.112	0.034	0.15	1.00 - 5.00
5DN-00062	50135	Eu-155	0.0764 JS	0.087	0.0317	0.231	1.00 - 5.00
5DN-00062	50135	Ho-166m	0.0095 U	0.0318	0.0094	0.0432	1.00 - 5.00
5DN-00062	50135	K-40	19.4	0.151	1.14	32.4	1.00 - 5.00
5DN-00062	50135	Na-22	0.0009 U	0.0281	0.0081	0.037	1.00 - 5.00
5DN-00062	50135	Nb-94	0.0073 U	0.0178	0.0054	0.0214	1.00 - 5.00
5DN-00062	50135	Np-236	-0.0092 U	0.0424	0.0132	0.047	1.00 - 5.00
5DN-00062	50135	Np-239	-0.0043 U	0.148	0.0436	0.139	1.00 - 5.00
5DN-00062	50135	Pa-231	-0.337 U	0.928	0.3	0.936	1.00 - 5.00
5DN-00062	50135	Pb-212	1.94	0.0456	0.13	2.69	1.00 - 5.00
5DN-00062	50135	Pb-214	1.18	0.0405	0.0598	1.7	1.00 - 5.00
5DN-00062	50135	Pu-238	0.0009 UJ	0.0215	0.0042	0.0415	1.00 - 5.00

Table A.2
Analytical Results Summary
Subarea 5D, Round 1

Sample Location	Sample ID	Analyte Name	Activity	MDC	TPU	RTL	Sample Depth (feet bgs)
5DN-00062	50135	Pu-239/240	0.0038 UJ	0.0337	0.0083	0.0404	1.00 - 5.00
5DN-00062	50135	Pu-244	0.0034	0.0091	0.0034	0.0313	1.00 - 5.00
5DN-00062	50135	Sb-125	-0.0128 U	0.0559	0.0173	0.354	1.00 - 5.00
5DN-00062	50135	Sn-126	-0.0067 U	0.0186	0.0058	0.0237	1.00 - 5.00
5DN-00062	50135	Sr-90	-0.0109 U	0.288	0.0742	0.485	1.00 - 5.00
5DN-00062	50135	Th-228	1.72	0.0915	0.168	3.98	1.00 - 5.00
5DN-00062	50135	Th-229	0.0328	0.0761	0.0233	0.145	1.00 - 5.00
5DN-00062	50135	Th-230	0.981	0.0221	0.107	2.2	1.00 - 5.00
5DN-00062	50135	Th-232	1.52	0.0221	0.144	3.1	1.00 - 5.00
5DN-00062	50135	Th-234	1.17 J	0.351	0.16	3.19	1.00 - 5.00
5DN-00062	50135	Tl-208	0.568	0.0228	0.0331	0.937	1.00 - 5.00
5DN-00062	50135	Tm-171	-16.4 U	21.4	8.35	72.4	1.00 - 5.00
5DN-00062	50135	U-233/234	0.574	0.0586	0.0756	2.02	1.00 - 5.00
5DN-00062	50135	U-235/236	0.0262	0.051	0.0171	0.151	1.00 - 5.00
5DN-00062	50135	U-238	0.83	0.0412	0.0964	1.8	1.00 - 5.00
5DN-00063	50136	Ac-227	0.039 U	0.164	0.0508	0.217	1.00 - 1.70
5DN-00063	50136	Am-241	0.0023 UJ	0.0248	0.0059	0.0454	1.00 - 1.70
5DN-00063	50136	Bi-212	1.02 J	0.244	0.258	2.15	1.00 - 1.70
5DN-00063	50136	Bi-214	0.857	0.0284	0.0436	1.59	1.00 - 1.70
5DN-00063	50136	Cd-113m	10.6 U	106	32.6	3030	1.00 - 1.70
5DN-00063	50136	Cm-243/244	-0.0029 UJ	0.0347	0.0077	0.0443	1.00 - 1.70
5DN-00063	50136	Co-60	-0.0073 U	0.0167	0.0053	0.028	1.00 - 1.70
5DN-00063	50136	Cs-134	-0.0047 U	0.0166	0.006	0.0864	1.00 - 1.70
5DN-00063	50136	Cs-137	-0.018 UJ	0.0173	0.0067	0.207	1.00 - 1.70
5DN-00063	50136	Eu-152	-0.002 U	0.0404	0.0143	0.0566	1.00 - 1.70
5DN-00063	50136	Eu-154	0.0111 U	0.1	0.0297	0.15	1.00 - 1.70
5DN-00063	50136	Eu-155	0.0646 JS	0.0545	0.0217	0.231	1.00 - 1.70
5DN-00063	50136	Ho-166m	0.0005 U	0.0257	0.0074	0.0432	1.00 - 1.70
5DN-00063	50136	K-40	19.1	0.124	1.03	32.4	1.00 - 1.70
5DN-00063	50136	Na-22	-0.0045 U	0.0227	0.0068	0.037	1.00 - 1.70
5DN-00063	50136	Nb-94	-0.0038 U	0.0149	0.0045	0.0214	1.00 - 1.70
5DN-00063	50136	Np-236	-0.0114 U	0.0265	0.0082	0.047	1.00 - 1.70
5DN-00063	50136	Np-239	0.0664 J	0.107	0.0357	0.139	1.00 - 1.70
5DN-00063	50136	Pa-231	-0.242 U	0.648	0.211	0.936	1.00 - 1.70

Table A.2
Analytical Results Summary
Subarea 5D, Round 1

Sample Location	Sample ID	Analyte Name	Activity	MDC	TPU	RTL	Sample Depth (feet bgs)
5DN-00063	50136	Pb-212	1.64	0.0312	0.0911	2.69	1.00 - 1.70
5DN-00063	50136	Pb-214	0.86	0.0299	0.0426	1.7	1.00 - 1.70
5DN-00063	50136	Pu-238	-0.007 U	0.0284	0.0054	0.0415	1.00 - 1.70
5DN-00063	50136	Pu-239/240	0.0032 U	0.0248	0.0063	0.0404	1.00 - 1.70
5DN-00063	50136	Pu-244	0.0046	0.0062	0.0032	0.0313	1.00 - 1.70
5DN-00063	50136	Sb-125	0.0184 U	0.0451	0.0137	0.354	1.00 - 1.70
5DN-00063	50136	Sn-126	-0.0081 U	0.0161	0.0052	0.0237	1.00 - 1.70
5DN-00063	50136	Sr-90	0.158 U	0.452	0.135	0.485	1.00 - 1.70
5DN-00063	50136	Th-228	1.95	0.0207	0.155	3.98	1.00 - 1.70
5DN-00063	50136	Th-229	0.0496	0.0168	0.0177	0.145	1.00 - 1.70
5DN-00063	50136	Th-230	0.705	0.0168	0.0745	2.2	1.00 - 1.70
5DN-00063	50136	Th-232	1.15	0.0454	0.102	3.1	1.00 - 1.70
5DN-00063	50136	Th-234	0.825 J	0.215	0.104	3.19	1.00 - 1.70
5DN-00063	50136	Tl-208	0.568	0.0186	0.0342	0.937	1.00 - 1.70
5DN-00063	50136	Tm-171	-0.0721 U	7.06	2.41	72.4	1.00 - 1.70
5DN-00063	50136	U-233/234	0.726	0.0381	0.0794	2.02	1.00 - 1.70
5DN-00063	50136	U-235/236	0.0307	0.0269	0.0125	0.151	1.00 - 1.70
5DN-00063	50136	U-238	0.745	0.0422	0.0811	1.8	1.00 - 1.70
5DN-00064	50137	Ac-227	-0.0771 U	0.143	0.0469	0.217	0.00 - 0.50
5DN-00064	50137	Am-241	0.0201	0.0182	0.0073	0.0454	0.00 - 0.50
5DN-00064	50137	Bi-212	0.908	0.116	0.0731	2.15	0.00 - 0.50
5DN-00064	50137	Bi-214	0.993	0.0216	0.0448	1.59	0.00 - 0.50
5DN-00064	50137	Cd-113m	-38.1 U	96.3	30.5	3030	0.00 - 0.50
5DN-00064	50137	Cm-243/244	-0.0022 U	0.0168	0.003	0.0443	0.00 - 0.50
5DN-00064	50137	Co-60	0.0017 U	0.014	0.0042	0.028	0.00 - 0.50
5DN-00064	50137	Cs-134	0.0005 U	0.013	0.0044	0.0864	0.00 - 0.50
5DN-00064	50137	Cs-137	0.071	0.0123	0.0086	0.207	0.00 - 0.50
5DN-00064	50137	Eu-152	-0.0038 U	0.036	0.0114	0.0566	0.00 - 0.50
5DN-00064	50137	Eu-154	-0.0479 U	0.0728	0.0248	0.15	0.00 - 0.50
5DN-00064	50137	Eu-155	0.0935 JS	0.0534	0.0225	0.231	0.00 - 0.50
5DN-00064	50137	Ho-166m	0.0015 U	0.0196	0.0059	0.0432	0.00 - 0.50
5DN-00064	50137	K-40	20.7	0.0938	1.27	32.4	0.00 - 0.50
5DN-00064	50137	Na-22	-0.0022 U	0.0182	0.0055	0.037	0.00 - 0.50
5DN-00064	50137	Nb-94	0.0001 U	0.0111	0.0033	0.0214	0.00 - 0.50

Table A.2
Analytical Results Summary
Subarea 5D, Round 1

Sample Location	Sample ID	Analyte Name	Activity	MDC	TPU	RTL	Sample Depth (feet bgs)
5DN-00064	50137	Np-236	-0.0034 U	0.0271	0.0084	0.047	0.00 - 0.50
5DN-00064	50137	Np-239	0.0068 U	0.0953	0.0284	0.139	0.00 - 0.50
5DN-00064	50137	Pa-231	-0.289 U	0.584	0.197	0.936	0.00 - 0.50
5DN-00064	50137	Pb-212	1.75	0.0295	0.112	2.69	0.00 - 0.50
5DN-00064	50137	Pb-214	1.12	0.0246	0.0522	1.7	0.00 - 0.50
5DN-00064	50137	Pu-238	0.0049	0.0136	0.004	0.0415	0.00 - 0.50
5DN-00064	50137	Pu-239/240	0.0277	0.0058	0.0078	0.0404	0.00 - 0.50
5DN-00064	50137	Pu-244	0.0085	0.0058	0.0043	0.0313	0.00 - 0.50
5DN-00064	50137	Sb-125	0.0171 U	0.0382	0.0123	0.354	0.00 - 0.50
5DN-00064	50137	Sn-126	-0.0043 U	0.0125	0.0039	0.0237	0.00 - 0.50
5DN-00064	50137	Sr-90	0.204	0.211	0.0739	0.485	0.00 - 0.50
5DN-00064	50137	Th-228	1.28	0.0986	0.135	3.98	0.00 - 0.50
5DN-00064	50137	Th-229	0 U	0.0674	0.0145	0.145	0.00 - 0.50
5DN-00064	50137	Th-230	0.659	0.0196	0.0795	2.2	0.00 - 0.50
5DN-00064	50137	Th-232	1.02	0.0196	0.105	3.1	0.00 - 0.50
5DN-00064	50137	Th-234	1.64	0.216	0.154	3.19	0.00 - 0.50
5DN-00064	50137	Tl-208	0.53	0.0148	0.0284	0.937	0.00 - 0.50
5DN-00064	50137	Tm-171	-6.95 U	14.1	5.09	72.4	0.00 - 0.50
5DN-00064	50137	U-233/234	0.644	0.0319	0.0689	2.02	0.00 - 0.50
5DN-00064	50137	U-235/236	0.065	0.0136	0.0186	0.151	0.00 - 0.50
5DN-00064	50137	U-238	0.842	0.011	0.0836	1.8	0.00 - 0.50
5DN-00064	50138	Ac-227	-0.0796 U	0.203	0.0641	0.217	1.00 - 5.00
5DN-00064	50138	Am-241	0.0035 U	0.0177	0.0045	0.0454	1.00 - 5.00
5DN-00064	50138	Bi-212	0.996	0.168	0.0933	2.15	1.00 - 5.00
5DN-00064	50138	Bi-214	0.806	0.0311	0.0404	1.59	1.00 - 5.00
5DN-00064	50138	Cd-113m	-54.5 U	134	42.4	3030	1.00 - 5.00
5DN-00064	50138	Cm-243/244	0.0036 U	0.0181	0.0046	0.0443	1.00 - 5.00
5DN-00064	50138	Co-60	0.0026 U	0.0212	0.0062	0.028	1.00 - 5.00
5DN-00064	50138	Cs-134	-0.0078 U	0.0183	0.0067	0.0864	1.00 - 5.00
5DN-00064	50138	Cs-137	-0.0134 UJ	0.0176	0.0063	0.207	1.00 - 5.00
5DN-00064	50138	Eu-152	-0.0134 U	0.0505	0.017	0.0566	1.00 - 5.00
5DN-00064	50138	Eu-154	-0.0802 UJ	0.102	0.0366	0.15	1.00 - 5.00
5DN-00064	50138	Eu-155	0.0586 SJ	0.0771	0.0279	0.231	1.00 - 5.00
5DN-00064	50138	Ho-166m	0.0031 U	0.028	0.0083	0.0432	1.00 - 5.00

Table A.2
Analytical Results Summary
Subarea 5D, Round 1

Sample Location	Sample ID	Analyte Name	Activity	MDC	TPU	RTL	Sample Depth (feet bgs)
5DN-00064	50138	K-40	17.4	0.137	1.08	32.4	1.00 - 5.00
5DN-00064	50138	Na-22	0.0016 U	0.0249	0.0073	0.037	1.00 - 5.00
5DN-00064	50138	Nb-94	0.0032 U	0.0163	0.0048	0.0214	1.00 - 5.00
5DN-00064	50138	Np-236	-0.0116 U	0.0373	0.0119	0.047	1.00 - 5.00
5DN-00064	50138	Np-239	-0.0016 U	0.132	0.0391	0.139	1.00 - 5.00
5DN-00064	50138	Pa-231	-0.312 U	0.824	0.269	0.936	1.00 - 5.00
5DN-00064	50138	Pb-212	1.63	0.0416	0.106	2.69	1.00 - 5.00
5DN-00064	50138	Pb-214	0.928	0.0349	0.0467	1.7	1.00 - 5.00
5DN-00064	50138	Pu-238	0.011	0.006	0.0049	0.0415	1.00 - 5.00
5DN-00064	50138	Pu-239/240	0.0034 U	0.0173	0.0044	0.0404	1.00 - 5.00
5DN-00064	50138	Pu-244	0.0028 U	0.014	0.0035	0.0313	1.00 - 5.00
5DN-00064	50138	Sb-125	-0.0127 U	0.0525	0.0165	0.354	1.00 - 5.00
5DN-00064	50138	Sn-126	0.0027 U	0.0178	0.0053	0.0237	1.00 - 5.00
5DN-00064	50138	Sr-90	0.0476 U	0.336	0.0957	0.485	1.00 - 5.00
5DN-00064	50138	Th-228	1.55 J	0.139	0.186	3.98	1.00 - 5.00
5DN-00064	50138	Th-229	0.0353	0.0865	0.0264	0.145	1.00 - 5.00
5DN-00064	50138	Th-230	0.868	0.0318	0.116	2.2	1.00 - 5.00
5DN-00064	50138	Th-232	1.18	0.126	0.144	3.1	1.00 - 5.00
5DN-00064	50138	Th-234	1.01 J	0.317	0.148	3.19	1.00 - 5.00
5DN-00064	50138	Tl-208	0.505	0.0217	0.0295	0.937	1.00 - 5.00
5DN-00064	50138	Tm-171	5.7 U	20.1	6.82	72.4	1.00 - 5.00
5DN-00064	50138	U-233/234	0.623	0.0527	0.077	2.02	1.00 - 5.00
5DN-00064	50138	U-235/236	0.0466	0.0477	0.0191	0.151	1.00 - 5.00
5DN-00064	50138	U-238	0.851	0.0476	0.0962	1.8	1.00 - 5.00
5DN-00065	50139	Ac-227	-0.0087 U	0.2	0.0618	0.217	0.00 - 0.50
5DN-00065	50139	Am-241	0.002	0.0055	0.0021	0.0454	0.00 - 0.50
5DN-00065	50139	Bi-212	1.15	0.208	0.105	2.15	0.00 - 0.50
5DN-00065	50139	Bi-214	1.02	0.0376	0.0506	1.59	0.00 - 0.50
5DN-00065	50139	Cd-113m	15.5 U	133	40.8	3030	0.00 - 0.50
5DN-00065	50139	Cm-243/244	0.0069	0.0133	0.0045	0.0443	0.00 - 0.50
5DN-00065	50139	Co-60	-0.0022 U	0.0241	0.0069	0.028	0.00 - 0.50
5DN-00065	50139	Cs-134	0.0077 U	0.022	0.0076	0.0864	0.00 - 0.50
5DN-00065	50139	Cs-137	0.0332	0.0218	0.0077	0.207	0.00 - 0.50
5DN-00065	50139	Eu-152	-0.0114 U	0.0521	0.016	0.0566	0.00 - 0.50

Table A.2
Analytical Results Summary
Subarea 5D, Round 1

Sample Location	Sample ID	Analyte Name	Activity	MDC	TPU	RTL	Sample Depth (feet bgs)
5DN-00065	50139	Eu-154	-0.11 UJ	0.128	0.048	0.15	0.00 - 0.50
5DN-00065	50139	Eu-155	0.0748 JS	0.0597	0.0242	0.231	0.00 - 0.50
5DN-00065	50139	Ho-166m	-0.0065 U	0.0346	0.0102	0.0432	0.00 - 0.50
5DN-00065	50139	K-40	20.7	0.157	1.15	32.4	0.00 - 0.50
5DN-00065	50139	Na-22	-0.0028 U	0.0325	0.0094	0.037	0.00 - 0.50
5DN-00065	50139	Nb-94	-0.0002 U	0.0191	0.0055	0.0214	0.00 - 0.50
5DN-00065	50139	Np-236	-0.002 U	0.0313	0.0092	0.047	0.00 - 0.50
5DN-00065	50139	Np-239	0.0516 U	0.129	0.0406	0.139	0.00 - 0.50
5DN-00065	50139	Pa-231	-0.399 U	0.812	0.273	0.936	0.00 - 0.50
5DN-00065	50139	Pb-212	1.7	0.0399	0.0959	2.69	0.00 - 0.50
5DN-00065	50139	Pb-214	1	0.0377	0.0484	1.7	0.00 - 0.50
5DN-00065	50139	Pu-238	0	0.006	0.0022	0.0415	0.00 - 0.50
5DN-00065	50139	Pu-239/240	0.0072	0.014	0.0047	0.0404	0.00 - 0.50
5DN-00065	50139	Pu-244	0.0012 U	0.0173	0.0038	0.0313	0.00 - 0.50
5DN-00065	50139	Sb-125	-0.0025 U	0.0595	0.0175	0.354	0.00 - 0.50
5DN-00065	50139	Sn-126	-0.0017 U	0.0204	0.0059	0.0237	0.00 - 0.50
5DN-00065	50139	Sr-90	0.395	0.141	0.0731	0.485	0.00 - 0.50
5DN-00065	50139	Th-228	1.57 J	0.174	0.163	3.98	0.00 - 0.50
5DN-00065	50139	Th-229	0.0158 U	0.0734	0.0194	0.145	0.00 - 0.50
5DN-00065	50139	Th-230	0.788	0.058	0.0928	2.2	0.00 - 0.50
5DN-00065	50139	Th-232	1.19	0.0579	0.121	3.1	0.00 - 0.50
5DN-00065	50139	Th-234	1.38	0.222	0.124	3.19	0.00 - 0.50
5DN-00065	50139	Tl-208	0.535	0.026	0.033	0.937	0.00 - 0.50
5DN-00065	50139	Tm-171	-0.72 U	8.75	2.8	72.4	0.00 - 0.50
5DN-00065	50139	U-233/234	0.682	0.0302	0.0705	2.02	0.00 - 0.50
5DN-00065	50139	U-235/236	0.0663	0.0128	0.0183	0.151	0.00 - 0.50
5DN-00065	50139	U-238	0.813	0.0417	0.0807	1.8	0.00 - 0.50
5DN-00065	50140	Ac-227	-0.0253 U	0.179	0.0533	0.217	7.00 - 8.00
5DN-00065	50140	Am-241	0.0103	0.0192	0.0062	0.0454	7.00 - 8.00
5DN-00065	50140	Bi-212	1.24	0.151	0.108	2.15	7.00 - 8.00
5DN-00065	50140	Bi-214	0.997	0.0282	0.0466	1.59	7.00 - 8.00
5DN-00065	50140	Cd-113m	4.3 U	123	36.1	3030	7.00 - 8.00
5DN-00065	50140	Cm-243/244	-0.0013 U	0.0237	0.0052	0.0443	7.00 - 8.00
5DN-00065	50140	Co-60	-0.0085 U	0.0176	0.0057	0.028	7.00 - 8.00

Table A.2
Analytical Results Summary
Subarea 5D, Round 1

Sample Location	Sample ID	Analyte Name	Activity	MDC	TPU	RTL	Sample Depth (feet bgs)
5DN-00065	50140	Cs-134	-0.0013 U	0.0172	0.0058	0.0864	7.00 - 8.00
5DN-00065	50140	Cs-137	-0.0104 U	0.0174	0.0058	0.207	7.00 - 8.00
5DN-00065	50140	Eu-152	-0.0278 U	0.0456	0.0154	0.0566	7.00 - 8.00
5DN-00065	50140	Eu-154	-0.0289 U	0.098	0.0296	0.15	7.00 - 8.00
5DN-00065	50140	Eu-155	0.0796 SJ	0.0669	0.0283	0.231	7.00 - 8.00
5DN-00065	50140	Ho-166m	0.007 U	0.0273	0.0081	0.0432	7.00 - 8.00
5DN-00065	50140	K-40	18.8	0.126	1.02	32.4	7.00 - 8.00
5DN-00065	50140	Na-22	0.0015 U	0.023	0.0067	0.037	7.00 - 8.00
5DN-00065	50140	Nb-94	-0.0017 U	0.0151	0.0045	0.0214	7.00 - 8.00
5DN-00065	50140	Np-236	-0.0056 U	0.0343	0.0106	0.047	7.00 - 8.00
5DN-00065	50140	Np-239	-0.0087 U	0.118	0.0347	0.139	7.00 - 8.00
5DN-00065	50140	Pa-231	-0.0185 U	0.74	0.219	0.936	7.00 - 8.00
5DN-00065	50140	Pb-212	1.92	0.0369	0.11	2.69	7.00 - 8.00
5DN-00065	50140	Pb-214	1.05	0.0317	0.05	1.7	7.00 - 8.00
5DN-00065	50140	Pu-238	-0.0022 U	0.017	0.003	0.0415	7.00 - 8.00
5DN-00065	50140	Pu-239/240	0.0019	0.0051	0.0019	0.0404	7.00 - 8.00
5DN-00065	50140	Pu-244	0.0043	0.0119	0.0035	0.0313	7.00 - 8.00
5DN-00065	50140	Sb-125	-0.0122 U	0.0489	0.0152	0.354	7.00 - 8.00
5DN-00065	50140	Sn-126	-0.0044 U	0.0164	0.005	0.0237	7.00 - 8.00
5DN-00065	50140	Sr-90	0.0108 U	0.321	0.0897	0.485	7.00 - 8.00
5DN-00065	50140	Th-228	2.02 J	0.0314	0.198	3.98	7.00 - 8.00
5DN-00065	50140	Th-229	0.0456	0.0671	0.0243	0.145	7.00 - 8.00
5DN-00065	50140	Th-230	0.8	0.0669	0.0995	2.2	7.00 - 8.00
5DN-00065	50140	Th-232	1.48	0.0246	0.148	3.1	7.00 - 8.00
5DN-00065	50140	Th-234	1.58	0.267	0.14	3.19	7.00 - 8.00
5DN-00065	50140	Tl-208	0.568	0.0205	0.0322	0.937	7.00 - 8.00
5DN-00065	50140	Tm-171	-2.75 U	13	4.4	72.4	7.00 - 8.00
5DN-00065	50140	U-233/234	0.873	0.0771	0.108	2.02	7.00 - 8.00
5DN-00065	50140	U-235/236	0.0363	0.0712	0.0227	0.151	7.00 - 8.00
5DN-00065	50140	U-238	0.957	0.0451	0.115	1.8	7.00 - 8.00
5DN-00066	50141	Ac-227	-0.023 U	0.224	0.0695	0.217	0.00 - 0.50
5DN-00066	50141	Am-241	-0.0005 U	0.0264	0.0055	0.0454	0.00 - 0.50
5DN-00066	50141	Bi-212	1.04 J	0.26	0.259	2.15	0.00 - 0.50
5DN-00066	50141	Bi-214	1.05	0.0339	0.0497	1.59	0.00 - 0.50

Table A.2
Analytical Results Summary
Subarea 5D, Round 1

Sample Location	Sample ID	Analyte Name	Activity	MDC	TPU	RTL	Sample Depth (feet bgs)
5DN-00066	50141	Cd-113m	-83.1 U	149	51	3030	0.00 - 0.50
5DN-00066	50141	Cm-243/244	0.0068	0.0191	0.0056	0.0443	0.00 - 0.50
5DN-00066	50141	Co-60	-0.0053 U	0.0212	0.0065	0.028	0.00 - 0.50
5DN-00066	50141	Cs-134	0.0014 U	0.0197	0.0066	0.0864	0.00 - 0.50
5DN-00066	50141	Cs-137	0.0621	0.0196	0.009	0.207	0.00 - 0.50
5DN-00066	50141	Eu-152	-0.0226 U	0.0544	0.0223	0.0566	0.00 - 0.50
5DN-00066	50141	Eu-154	0.0327 UJ	0.116	0.035	0.15	0.00 - 0.50
5DN-00066	50141	Eu-155	0.103 JS	0.0873	0.0301	0.231	0.00 - 0.50
5DN-00066	50141	Ho-166m	-0.0193 U	0.0286	0.0098	0.0432	0.00 - 0.50
5DN-00066	50141	K-40	20.9	0.138	1.3	32.4	0.00 - 0.50
5DN-00066	50141	Na-22	-0.004 U	0.0269	0.008	0.037	0.00 - 0.50
5DN-00066	50141	Nb-94	-0.0002 U	0.0169	0.0049	0.0214	0.00 - 0.50
5DN-00066	50141	Np-236	-0.02 U	0.0438	0.015	0.047	0.00 - 0.50
5DN-00066	50141	Np-239	-0.0215 U	0.149	0.0462	0.139	0.00 - 0.50
5DN-00066	50141	Pa-231	0.419 U	0.915	0.306	0.936	0.00 - 0.50
5DN-00066	50141	Pb-212	1.77	0.0468	0.118	2.69	0.00 - 0.50
5DN-00066	50141	Pb-214	1.19	0.0384	0.06	1.7	0.00 - 0.50
5DN-00066	50141	Pu-238	-0.0073 U	0.0299	0.0057	0.0415	0.00 - 0.50
5DN-00066	50141	Pu-239/240	-0.0014 U	0.0261	0.0057	0.0404	0.00 - 0.50
5DN-00066	50141	Pu-244	0.0096	0.0065	0.0048	0.0313	0.00 - 0.50
5DN-00066	50141	Sb-125	-0.0121 U	0.0572	0.0175	0.354	0.00 - 0.50
5DN-00066	50141	Sn-126	-0.0077 U	0.0181	0.0057	0.0237	0.00 - 0.50
5DN-00066	50141	Sr-90	0.0012 U	0.192	0.0512	0.485	0.00 - 0.50
5DN-00066	50141	Th-228	1.86	0.147	0.176	3.98	0.00 - 0.50
5DN-00066	50141	Th-229	0 U	0.0978	0.023	0.145	0.00 - 0.50
5DN-00066	50141	Th-230	0.999	0.0874	0.107	2.2	0.00 - 0.50
5DN-00066	50141	Th-232	1.1	0.0219	0.112	3.1	0.00 - 0.50
5DN-00066	50141	Th-234	1.2 J	0.363	0.162	3.19	0.00 - 0.50
5DN-00066	50141	Tl-208	0.558	0.0234	0.0326	0.937	0.00 - 0.50
5DN-00066	50141	Tm-171	-11.8 U	26	9.15	72.4	0.00 - 0.50
5DN-00066	50141	U-233/234	0.73	0.083	0.0884	2.02	0.00 - 0.50
5DN-00066	50141	U-235/236	0.0212 U	0.0653	0.0186	0.151	0.00 - 0.50
5DN-00066	50141	U-238	1.05	0.0426	0.111	1.8	0.00 - 0.50
5DN-00066	50142	Ac-227	0.0571 U	0.203	0.0627	0.217	1.00 - 5.00

Table A.2
Analytical Results Summary
Subarea 5D, Round 1

Sample Location	Sample ID	Analyte Name	Activity	MDC	TPU	RTL	Sample Depth (feet bgs)
5DN-00066	50142	Am-241	0.0022	0.0059	0.0022	0.0454	1.00 - 5.00
5DN-00066	50142	Bi-212	1.2	0.171	0.113	2.15	1.00 - 5.00
5DN-00066	50142	Bi-214	1.1	0.0325	0.0515	1.59	1.00 - 5.00
5DN-00066	50142	Cd-113m	34.5 U	137	44.3	3030	1.00 - 5.00
5DN-00066	50142	Cm-243/244	0.0076 U	0.0242	0.0069	0.0443	1.00 - 5.00
5DN-00066	50142	Co-60	0.0142 J	0.0209	0.0067	0.028	1.00 - 5.00
5DN-00066	50142	Cs-134	0.0037 U	0.0197	0.0067	0.0864	1.00 - 5.00
5DN-00066	50142	Cs-137	-0.0055 U	0.0185	0.0058	0.207	1.00 - 5.00
5DN-00066	50142	Eu-152	0.0057 U	0.0517	0.016	0.0566	1.00 - 5.00
5DN-00066	50142	Eu-154	-0.0687 U	0.0992	0.0347	0.15	1.00 - 5.00
5DN-00066	50142	Eu-155	0.0893 JS	0.0743	0.0303	0.231	1.00 - 5.00
5DN-00066	50142	Ho-166m	-0.0034 U	0.0293	0.009	0.0432	1.00 - 5.00
5DN-00066	50142	K-40	19.5	0.141	1.12	32.4	1.00 - 5.00
5DN-00066	50142	Na-22	-0.0118 U	0.0244	0.0093	0.037	1.00 - 5.00
5DN-00066	50142	Nb-94	0.0086 JS	0.0171	0.0054	0.0214	1.00 - 5.00
5DN-00066	50142	Np-236	-0.0217 U	0.0362	0.0119	0.047	1.00 - 5.00
5DN-00066	50142	Np-239	0.0408 U	0.136	0.0421	0.139	1.00 - 5.00
5DN-00066	50142	Pa-231	-0.116 U	0.838	0.26	0.936	1.00 - 5.00
5DN-00066	50142	Pb-212	1.97	0.0426	0.118	2.69	1.00 - 5.00
5DN-00066	50142	Pb-214	1.15	0.0357	0.0564	1.7	1.00 - 5.00
5DN-00066	50142	Pu-238	-0.0001 UJ	0.0391	0.0093	0.0415	1.00 - 5.00
5DN-00066	50142	Pu-239/240	0.0004 UJ	0.0315	0.0071	0.0404	1.00 - 5.00
5DN-00066	50142	Pu-244	0.0031	0.0085	0.0032	0.0313	1.00 - 5.00
5DN-00066	50142	Sb-125	-0.0132 U	0.0536	0.0162	0.354	1.00 - 5.00
5DN-00066	50142	Sn-126	-0.0029 U	0.0186	0.0057	0.0237	1.00 - 5.00
5DN-00066	50142	Sr-90	0.0691 U	0.327	0.095	0.485	1.00 - 5.00
5DN-00066	50142	Th-228	1.38	0.148	0.122	3.98	1.00 - 5.00
5DN-00066	50142	Th-229	0.0104 U	0.0683	0.018	0.145	1.00 - 5.00
5DN-00066	50142	Th-230	0.904	0.0141	0.0802	2.2	1.00 - 5.00
5DN-00066	50142	Th-232	1.16	0.0558	0.0948	3.1	1.00 - 5.00
5DN-00066	50142	Th-234	1.71 J	0.293	0.174	3.19	1.00 - 5.00
5DN-00066	50142	Tl-208	0.572	0.0217	0.0332	0.937	1.00 - 5.00
5DN-00066	50142	Tm-171	0.791 U	17.2	5.91	72.4	1.00 - 5.00
5DN-00066	50142	U-233/234	0.691	0.0512	0.0921	2.02	1.00 - 5.00

Table A.2
Analytical Results Summary
Subarea 5D, Round 1

Sample Location	Sample ID	Analyte Name	Activity	MDC	TPU	RTL	Sample Depth (feet bgs)
5DN-00066	50142	U-235/236	0.0586	0.0176	0.0202	0.151	1.00 - 5.00
5DN-00066	50142	U-238	0.856	0.0176	0.107	1.8	1.00 - 5.00
5DN-00067	50143	Ac-227	-0.0539 U	0.172	0.0526	0.217	0.00 - 0.50
5DN-00067	50143	Am-241	-0.0106 UJ	0.0587	0.0126	0.0454	0.00 - 0.50
5DN-00067	50143	Bi-212	1.08	0.14	0.0932	2.15	0.00 - 0.50
5DN-00067	50143	Bi-214	0.982	0.0268	0.046	1.59	0.00 - 0.50
5DN-00067	50143	Cd-113m	36.5 U	119	35.4	3030	0.00 - 0.50
5DN-00067	50143	Cm-243/244	0.0112 UJ	0.0347	0.0099	0.0443	0.00 - 0.50
5DN-00067	50143	Co-60	0.0012 U	0.0174	0.005	0.028	0.00 - 0.50
5DN-00067	50143	Cs-134	0.0096 JS	0.0162	0.0059	0.0864	0.00 - 0.50
5DN-00067	50143	Cs-137	0.0638	0.0154	0.0076	0.207	0.00 - 0.50
5DN-00067	50143	Eu-152	-0.0081 U	0.0429	0.0147	0.0566	0.00 - 0.50
5DN-00067	50143	Eu-154	0.043 U	0.0935	0.0322	0.15	0.00 - 0.50
5DN-00067	50143	Eu-155	0.0906 JS	0.0625	0.0266	0.231	0.00 - 0.50
5DN-00067	50143	Ho-166m	-0.012 U	0.0232	0.0075	0.0432	0.00 - 0.50
5DN-00067	50143	K-40	19.5	0.118	1.1	32.4	0.00 - 0.50
5DN-00067	50143	Na-22	0.0041 UJ	0.0215	0.0064	0.037	0.00 - 0.50
5DN-00067	50143	Nb-94	-0.0017 U	0.0136	0.004	0.0214	0.00 - 0.50
5DN-00067	50143	Np-236	-0.0055 U	0.0315	0.0097	0.047	0.00 - 0.50
5DN-00067	50143	Np-239	-0.0019 U	0.115	0.0336	0.139	0.00 - 0.50
5DN-00067	50143	Pa-231	-0.364 U	0.698	0.226	0.936	0.00 - 0.50
5DN-00067	50143	Pb-212	1.7	0.0364	0.103	2.69	0.00 - 0.50
5DN-00067	50143	Pb-214	1.1	0.0299	0.0537	1.7	0.00 - 0.50
5DN-00067	50143	Pu-238	0.0019 UJ	0.0268	0.0059	0.0415	0.00 - 0.50
5DN-00067	50143	Pu-239/240	0.0096 UJ	0.0305	0.0087	0.0404	0.00 - 0.50
5DN-00067	50143	Pu-244	0.0077	0.0215	0.0063	0.0313	0.00 - 0.50
5DN-00067	50143	Sb-125	0.0317 JS	0.0475	0.0156	0.354	0.00 - 0.50
5DN-00067	50143	Sn-126	-0.0099 UJ	0.0145	0.005	0.0237	0.00 - 0.50
5DN-00067	50143	Sr-90	0.0473 U	0.193	0.0557	0.485	0.00 - 0.50
5DN-00067	50143	Th-228	1.84	0.136	0.149	3.98	0.00 - 0.50
5DN-00067	50143	Th-229	0.045	0.0523	0.0196	0.145	0.00 - 0.50
5DN-00067	50143	Th-230	0.921	0.0605	0.0855	2.2	0.00 - 0.50
5DN-00067	50143	Th-232	1.26	0.0673	0.105	3.1	0.00 - 0.50
5DN-00067	50143	Th-234	1.29 J	0.242	0.134	3.19	0.00 - 0.50

Table A.2
Analytical Results Summary
Subarea 5D, Round 1

Sample Location	Sample ID	Analyte Name	Activity	MDC	TPU	RTL	Sample Depth (feet bgs)
5DN-00067	50143	Tl-208	0.513	0.0177	0.0294	0.937	0.00 - 0.50
5DN-00067	50143	Tm-171	2.12 U	12.1	4.08	72.4	0.00 - 0.50
5DN-00067	50143	U-233/234	0.704	0.0914	0.0867	2.02	0.00 - 0.50
5DN-00067	50143	U-235/236	0.0683	0.0526	0.0259	0.151	0.00 - 0.50
5DN-00067	50143	U-238	0.902	0.067	0.1	1.8	0.00 - 0.50
5DN-00067	50144	Ac-227	0.0162 U	0.279	0.0819	0.217	1.00 - 5.00
5DN-00067	50144	Am-241	0.0007 U	0.0149	0.0029	0.0454	1.00 - 5.00
5DN-00067	50144	Bi-212	1.19 J	0.389	0.319	2.15	1.00 - 5.00
5DN-00067	50144	Bi-214	1.19	0.0462	0.0614	1.59	1.00 - 5.00
5DN-00067	50144	Cd-113m	11.7 U	184	54	3030	1.00 - 5.00
5DN-00067	50144	Cm-243/244	0.0044 U	0.0217	0.0057	0.0443	1.00 - 5.00
5DN-00067	50144	Co-60	0.0145 UJ	0.0315	0.0092	0.028	1.00 - 5.00
5DN-00067	50144	Cs-134	0.0069 U	0.0272	0.0089	0.0864	1.00 - 5.00
5DN-00067	50144	Cs-137	-0.0242 UJ	0.0251	0.0097	0.207	1.00 - 5.00
5DN-00067	50144	Eu-152	0.0497 J	0.0742	0.0268	0.0566	1.00 - 5.00
5DN-00067	50144	Eu-154	-0.0351 U	0.164	0.0504	0.15	1.00 - 5.00
5DN-00067	50144	Eu-155	0.0689 SJ	0.0945	0.0337	0.231	1.00 - 5.00
5DN-00067	50144	Ho-166m	0.0234 SJ	0.0454	0.0139	0.0432	1.00 - 5.00
5DN-00067	50144	K-40	18.7	0.215	1.09	32.4	1.00 - 5.00
5DN-00067	50144	Na-22	-0.0044 U	0.0387	0.0113	0.037	1.00 - 5.00
5DN-00067	50144	Nb-94	-0.0022 U	0.0248	0.0073	0.0214	1.00 - 5.00
5DN-00067	50144	Np-236	-0.0021 U	0.0464	0.0142	0.047	1.00 - 5.00
5DN-00067	50144	Np-239	0.0197 U	0.175	0.0511	0.139	1.00 - 5.00
5DN-00067	50144	Pa-231	0.633 J	1.13	0.378	0.936	1.00 - 5.00
5DN-00067	50144	Pb-212	1.91	0.0539	0.114	2.69	1.00 - 5.00
5DN-00067	50144	Pb-214	1.29	0.0482	0.0641	1.7	1.00 - 5.00
5DN-00067	50144	Pu-238	0.0013 U	0.0344	0.0081	0.0415	1.00 - 5.00
5DN-00067	50144	Pu-239/240	0.0094	0.0085	0.0055	0.0404	1.00 - 5.00
5DN-00067	50144	Pu-244	0.0314	0.0085	0.01	0.0313	1.00 - 5.00
5DN-00067	50144	Sb-125	-0.01 U	0.0749	0.0228	0.354	1.00 - 5.00
5DN-00067	50144	Sn-126	-0.0197 UJ	0.0258	0.0092	0.0237	1.00 - 5.00
5DN-00067	50144	Sr-90	0.118 U	0.312	0.0937	0.485	1.00 - 5.00
5DN-00067	50144	Th-228	1.58 J	0.181	0.168	3.98	1.00 - 5.00
5DN-00067	50144	Th-229	0.0564	0.113	0.0353	0.145	1.00 - 5.00

Table A.2
Analytical Results Summary
Subarea 5D, Round 1

Sample Location	Sample ID	Analyte Name	Activity	MDC	TPU	RTL	Sample Depth (feet bgs)
5DN-00067	50144	Th-230	0.685	0.101	0.0912	2.2	1.00 - 5.00
5DN-00067	50144	Th-232	1.14	0.0253	0.12	3.1	1.00 - 5.00
5DN-00067	50144	Th-234	1.4 J	0.348	0.172	3.19	1.00 - 5.00
5DN-00067	50144	Tl-208	0.574	0.0329	0.038	0.937	1.00 - 5.00
5DN-00067	50144	Tm-171	-7.03 U	19.5	6.82	72.4	1.00 - 5.00
5DN-00067	50144	U-233/234	0.725	0.0677	0.0845	2.02	1.00 - 5.00
5DN-00067	50144	U-235/236	0.029	0.0449	0.0155	0.151	1.00 - 5.00
5DN-00067	50144	U-238	0.794	0.039	0.089	1.8	1.00 - 5.00
5DN-00068	50145	Ac-227	-0.0233 U	0.192	0.0576	0.217	1.00 - 5.00
5DN-00068	50145	Am-241	0.006 U	0.0185	0.0053	0.0454	1.00 - 5.00
5DN-00068	50145	Bi-212	1.17	0.151	0.0948	2.15	1.00 - 5.00
5DN-00068	50145	Bi-214	0.994	0.0291	0.0471	1.59	1.00 - 5.00
5DN-00068	50145	Cd-113m	48 U	128	42.1	3030	1.00 - 5.00
5DN-00068	50145	Cm-243/244	0.0055	0.0153	0.0045	0.0443	1.00 - 5.00
5DN-00068	50145	Co-60	-0.0056 UJ	0.0174	0.0055	0.028	1.00 - 5.00
5DN-00068	50145	Cs-134	-0.0093 U	0.0175	0.0064	0.0864	1.00 - 5.00
5DN-00068	50145	Cs-137	-0.0077 U	0.0164	0.006	0.207	1.00 - 5.00
5DN-00068	50145	Eu-152	-0.0327 U	0.0464	0.0194	0.0566	1.00 - 5.00
5DN-00068	50145	Eu-154	-0.105 UJ	0.0966	0.0395	0.15	1.00 - 5.00
5DN-00068	50145	Eu-155	0.0986 SJ	0.0717	0.0292	0.231	1.00 - 5.00
5DN-00068	50145	Ho-166m	0.0011 U	0.0264	0.0077	0.0432	1.00 - 5.00
5DN-00068	50145	K-40	19.1	0.125	1.1	32.4	1.00 - 5.00
5DN-00068	50145	Na-22	-0.0058 U	0.023	0.0072	0.037	1.00 - 5.00
5DN-00068	50145	Nb-94	0.0011 U	0.0151	0.0044	0.0214	1.00 - 5.00
5DN-00068	50145	Np-236	-0.0217 U	0.0364	0.0119	0.047	1.00 - 5.00
5DN-00068	50145	Np-239	0.0111 U	0.13	0.0384	0.139	1.00 - 5.00
5DN-00068	50145	Pa-231	0.226 U	0.795	0.249	0.936	1.00 - 5.00
5DN-00068	50145	Pb-212	1.94	0.0397	0.122	2.69	1.00 - 5.00
5DN-00068	50145	Pb-214	1.04	0.031	0.052	1.7	1.00 - 5.00
5DN-00068	50145	Pu-238	0.0029 U	0.0146	0.0036	0.0415	1.00 - 5.00
5DN-00068	50145	Pu-239/240	0.0038 U	0.0266	0.0069	0.0404	1.00 - 5.00
5DN-00068	50145	Pu-244	0.0247	0.0206	0.0088	0.0313	1.00 - 5.00
5DN-00068	50145	Sb-125	-0.0184 U	0.047	0.0151	0.354	1.00 - 5.00
5DN-00068	50145	Sn-126	0.0066 U	0.0173	0.0052	0.0237	1.00 - 5.00

Table A.2
Analytical Results Summary
Subarea 5D, Round 1

Sample Location	Sample ID	Analyte Name	Activity	MDC	TPU	RTL	Sample Depth (feet bgs)
5DN-00068	50145	Sr-90	0.0476 U	0.277	0.0787	0.485	1.00 - 5.00
5DN-00068	50145	Th-228	1.88	0.023	0.156	3.98	1.00 - 5.00
5DN-00068	50145	Th-229	0.0199	0.0487	0.0148	0.145	1.00 - 5.00
5DN-00068	50145	Th-230	0.991	0.0486	0.0949	2.2	1.00 - 5.00
5DN-00068	50145	Th-232	1.38	0.0864	0.119	3.1	1.00 - 5.00
5DN-00068	50145	Th-234	1.43 J	0.295	0.146	3.19	1.00 - 5.00
5DN-00068	50145	Tl-208	0.599	0.0196	0.034	0.937	1.00 - 5.00
5DN-00068	50145	Tm-171	-3.16 U	15	5.29	72.4	1.00 - 5.00
5DN-00068	50145	U-233/234	0.661	0.0576	0.0866	2.02	1.00 - 5.00
5DN-00068	50145	U-235/236	0.0722	0.0244	0.0261	0.151	1.00 - 5.00
5DN-00068	50145	U-238	0.802	0.0661	0.0989	1.8	1.00 - 5.00
5DN-00069	50146	Ac-227	-0.0017 U	0.179	0.0523	0.217	1.00 - 5.00
5DN-00069	50146	Am-241	0.0018 U	0.019	0.0045	0.0454	1.00 - 5.00
5DN-00069	50146	Bi-212	1.22	0.146	0.096	2.15	1.00 - 5.00
5DN-00069	50146	Bi-214	0.872	0.0273	0.0421	1.59	1.00 - 5.00
5DN-00069	50146	Cd-113m	30.7 U	120	36.5	3030	1.00 - 5.00
5DN-00069	50146	Cm-243/244	0.0159	0.0234	0.0079	0.0443	1.00 - 5.00
5DN-00069	50146	Co-60	0.0104 J	0.0192	0.0058	0.028	1.00 - 5.00
5DN-00069	50146	Cs-134	0.0025 U	0.0165	0.0057	0.0864	1.00 - 5.00
5DN-00069	50146	Cs-137	0.011 J	0.0165	0.0058	0.207	1.00 - 5.00
5DN-00069	50146	Eu-152	-0.0195 U	0.0434	0.0143	0.0566	1.00 - 5.00
5DN-00069	50146	Eu-154	-0.064 U	0.0857	0.0348	0.15	1.00 - 5.00
5DN-00069	50146	Eu-155	0.0576 SJ	0.0668	0.0241	0.231	1.00 - 5.00
5DN-00069	50146	Ho-166m	0.0068 U	0.0247	0.0072	0.0432	1.00 - 5.00
5DN-00069	50146	K-40	18.8	0.11	1.07	32.4	1.00 - 5.00
5DN-00069	50146	Na-22	0.0062 U	0.0232	0.0069	0.037	1.00 - 5.00
5DN-00069	50146	Nb-94	0.0046 U	0.0149	0.0044	0.0214	1.00 - 5.00
5DN-00069	50146	Np-236	-0.0146 U	0.0326	0.0106	0.047	1.00 - 5.00
5DN-00069	50146	Np-239	-0.0123 U	0.12	0.0351	0.139	1.00 - 5.00
5DN-00069	50146	Pa-231	-0.152 U	0.719	0.232	0.936	1.00 - 5.00
5DN-00069	50146	Pb-212	1.83	0.0373	0.11	2.69	1.00 - 5.00
5DN-00069	50146	Pb-214	0.962	0.0319	0.0476	1.7	1.00 - 5.00
5DN-00069	50146	Pu-238	0.0096 U	0.0309	0.0088	0.0415	1.00 - 5.00
5DN-00069	50146	Pu-239/240	0.0043 U	0.0334	0.0085	0.0404	1.00 - 5.00

Table A.2
Analytical Results Summary
Subarea 5D, Round 1

Sample Location	Sample ID	Analyte Name	Activity	MDC	TPU	RTL	Sample Depth (feet bgs)
5DN-00069	50146	Pu-244	0.0017 U	0.0242	0.0054	0.0313	1.00 - 5.00
5DN-00069	50146	Sb-125	0.0086 U	0.0477	0.0142	0.354	1.00 - 5.00
5DN-00069	50146	Sn-126	0.0037 U	0.0166	0.0048	0.0237	1.00 - 5.00
5DN-00069	50146	Sr-90	0.144	0.15	0.0544	0.485	1.00 - 5.00
5DN-00069	50146	Th-228	1.69	0.14	0.153	3.98	1.00 - 5.00
5DN-00069	50146	Th-229	0.0069 U	0.0509	0.012	0.145	1.00 - 5.00
5DN-00069	50146	Th-230	0.875	0.0742	0.091	2.2	1.00 - 5.00
5DN-00069	50146	Th-232	1.33	0.0186	0.117	3.1	1.00 - 5.00
5DN-00069	50146	Th-234	1.62	0.256	0.145	3.19	1.00 - 5.00
5DN-00069	50146	Tl-208	0.549	0.0193	0.0312	0.937	1.00 - 5.00
5DN-00069	50146	Tm-171	2.11 U	12.5	4.19	72.4	1.00 - 5.00
5DN-00069	50146	U-233/234	0.792	0.0715	0.0929	2.02	1.00 - 5.00
5DN-00069	50146	U-235/236	0.0281	0.0551	0.0176	0.151	1.00 - 5.00
5DN-00069	50146	U-238	0.772	0.0549	0.0904	1.8	1.00 - 5.00
5DN-00070	50147	Ac-227	0.0404 U	0.194	0.0594	0.217	1.00 - 5.00
5DN-00070	50147	Am-241	0.0101	0.015	0.0056	0.0454	1.00 - 5.00
5DN-00070	50147	Bi-212	1.4	0.181	0.128	2.15	1.00 - 5.00
5DN-00070	50147	Bi-214	0.982	0.0343	0.0509	1.59	1.00 - 5.00
5DN-00070	50147	Cd-113m	75.4 J	130	42.5	3030	1.00 - 5.00
5DN-00070	50147	Cm-243/244	0.0127	0.0154	0.0062	0.0443	1.00 - 5.00
5DN-00070	50147	Co-60	0.001 UJ	0.0217	0.0062	0.028	1.00 - 5.00
5DN-00070	50147	Cs-134	-0.0074 U	0.0204	0.0075	0.0864	1.00 - 5.00
5DN-00070	50147	Cs-137	-0.0089 U	0.022	0.0067	0.207	1.00 - 5.00
5DN-00070	50147	Eu-152	-0.0434 UJ	0.047	0.0193	0.0566	1.00 - 5.00
5DN-00070	50147	Eu-154	0.0757 J	0.119	0.0418	0.15	1.00 - 5.00
5DN-00070	50147	Eu-155	0.0738 SJ	0.0622	0.0247	0.231	1.00 - 5.00
5DN-00070	50147	Ho-166m	-0.0095 U	0.0302	0.0092	0.0432	1.00 - 5.00
5DN-00070	50147	K-40	18.5	0.15	1.01	32.4	1.00 - 5.00
5DN-00070	50147	Na-22	-0.0051 U	0.0271	0.008	0.037	1.00 - 5.00
5DN-00070	50147	Nb-94	0.0018 U	0.0187	0.0054	0.0214	1.00 - 5.00
5DN-00070	50147	Np-236	-0.0169 U	0.03	0.0097	0.047	1.00 - 5.00
5DN-00070	50147	Np-239	0.0541 U	0.123	0.0388	0.139	1.00 - 5.00
5DN-00070	50147	Pa-231	0.0977 U	0.789	0.255	0.936	1.00 - 5.00
5DN-00070	50147	Pb-212	1.94	0.0368	0.108	2.69	1.00 - 5.00

Table A.2
Analytical Results Summary
Subarea 5D, Round 1

Sample Location	Sample ID	Analyte Name	Activity	MDC	TPU	RTL	Sample Depth (feet bgs)
5DN-00070	50147	Pb-214	1.09	0.0347	0.0525	1.7	1.00 - 5.00
5DN-00070	50147	Pu-238	-0.0086 U	0.0265	0.0046	0.0415	1.00 - 5.00
5DN-00070	50147	Pu-239/240	0.003 U	0.0232	0.0059	0.0404	1.00 - 5.00
5DN-00070	50147	Pu-244	0.0234	0.0058	0.0071	0.0313	1.00 - 5.00
5DN-00070	50147	Sb-125	0.0129 U	0.0554	0.0163	0.354	1.00 - 5.00
5DN-00070	50147	Sn-126	-0.0052 U	0.0194	0.0058	0.0237	1.00 - 5.00
5DN-00070	50147	Sr-90	0.0774 U	0.161	0.0496	0.485	1.00 - 5.00
5DN-00070	50147	Th-228	1.75	0.146	0.157	3.98	1.00 - 5.00
5DN-00070	50147	Th-229	0.0411	0.0504	0.0195	0.145	1.00 - 5.00
5DN-00070	50147	Th-230	0.922	0.0503	0.0928	2.2	1.00 - 5.00
5DN-00070	50147	Th-232	1.29	0.0633	0.115	3.1	1.00 - 5.00
5DN-00070	50147	Th-234	1.31 J	0.251	0.135	3.19	1.00 - 5.00
5DN-00070	50147	Tl-208	0.592	0.0233	0.0352	0.937	1.00 - 5.00
5DN-00070	50147	Tm-171	-0.0868 U	8.41	2.86	72.4	1.00 - 5.00
5DN-00070	50147	U-233/234	0.806	0.0477	0.0924	2.02	1.00 - 5.00
5DN-00070	50147	U-235/236	0.0374	0.0203	0.017	0.151	1.00 - 5.00
5DN-00070	50147	U-238	0.932	0.0164	0.102	1.8	1.00 - 5.00
5DN-00071	50148	Ac-227	0.004 U	0.181	0.0554	0.217	0.00 - 0.50
5DN-00071	50148	Am-241	0.0031 U	0.0153	0.0038	0.0454	0.00 - 0.50
5DN-00071	50148	Bi-212	0.953	0.149	0.0915	2.15	0.00 - 0.50
5DN-00071	50148	Bi-214	1	0.0298	0.0464	1.59	0.00 - 0.50
5DN-00071	50148	Cd-113m	37.8 U	122	38	3030	0.00 - 0.50
5DN-00071	50148	Cm-243/244	0.0007 U	0.0156	0.003	0.0443	0.00 - 0.50
5DN-00071	50148	Co-60	-0.0044 U	0.0177	0.0055	0.028	0.00 - 0.50
5DN-00071	50148	Cs-134	0.0224 SJ	0.0187	0.0079	0.0864	0.00 - 0.50
5DN-00071	50148	Cs-137	0.0401	0.0164	0.0075	0.207	0.00 - 0.50
5DN-00071	50148	Eu-152	-0.0268 U	0.0432	0.0152	0.0566	0.00 - 0.50
5DN-00071	50148	Eu-154	-0.0519 U	0.0939	0.0312	0.15	0.00 - 0.50
5DN-00071	50148	Eu-155	0.0659 SJ	0.066	0.0237	0.231	0.00 - 0.50
5DN-00071	50148	Ho-166m	-0.0008 U	0.0242	0.0073	0.0432	0.00 - 0.50
5DN-00071	50148	K-40	19.8	0.128	1.13	32.4	0.00 - 0.50
5DN-00071	50148	Na-22	0.0042 U	0.0232	0.0069	0.037	0.00 - 0.50
5DN-00071	50148	Nb-94	0.0007 U	0.0138	0.0042	0.0214	0.00 - 0.50
5DN-00071	50148	Np-236	-0.0001 U	0.0335	0.0098	0.047	0.00 - 0.50

Table A.2
Analytical Results Summary
Subarea 5D, Round 1

Sample Location	Sample ID	Analyte Name	Activity	MDC	TPU	RTL	Sample Depth (feet bgs)
5DN-00071	50148	Np-239	-0.0039 U	0.119	0.0362	0.139	0.00 - 0.50
5DN-00071	50148	Pa-231	0.183 U	0.745	0.231	0.936	0.00 - 0.50
5DN-00071	50148	Pb-212	1.66	0.0372	0.0996	2.69	0.00 - 0.50
5DN-00071	50148	Pb-214	1.12	0.0318	0.0532	1.7	0.00 - 0.50
5DN-00071	50148	Pu-238	0.0032 U	0.0158	0.0039	0.0415	0.00 - 0.50
5DN-00071	50148	Pu-239/240	0.0025	0.0067	0.0025	0.0404	0.00 - 0.50
5DN-00071	50148	Pu-244	0.0038 U	0.0194	0.005	0.0313	0.00 - 0.50
5DN-00071	50148	Sb-125	0.0028 U	0.0466	0.0136	0.354	0.00 - 0.50
5DN-00071	50148	Sn-126	0.0012 U	0.0154	0.0046	0.0237	0.00 - 0.50
5DN-00071	50148	Sr-90	-0.0532 U	0.186	0.0468	0.485	0.00 - 0.50
5DN-00071	50148	Th-228	1.3	0.149	0.143	3.98	0.00 - 0.50
5DN-00071	50148	Th-229	0 U	0.0951	0.0224	0.145	0.00 - 0.50
5DN-00071	50148	Th-230	0.742	0.0581	0.0895	2.2	0.00 - 0.50
5DN-00071	50148	Th-232	1.06	0.0579	0.112	3.1	0.00 - 0.50
5DN-00071	50148	Th-234	1.25 J	0.26	0.144	3.19	0.00 - 0.50
5DN-00071	50148	Tl-208	0.523	0.0182	0.0301	0.937	0.00 - 0.50
5DN-00071	50148	Tm-171	6.61 U	14.8	5.27	72.4	0.00 - 0.50
5DN-00071	50148	U-233/234	0.661	0.0315	0.0671	2.02	0.00 - 0.50
5DN-00071	50148	U-235/236	0.0301	0.0117	0.0116	0.151	0.00 - 0.50
5DN-00071	50148	U-238	0.76	0.0222	0.0742	1.8	0.00 - 0.50
5DN-00071	50149	Ac-227	0.0326 UJ	0.257	0.0755	0.217	1.00 - 5.00
5DN-00071	50149	Am-241	-0.0075 UJ	0.0377	0.0073	0.0454	1.00 - 5.00
5DN-00071	50149	Bi-212	1.04 J	0.23	0.126	2.15	1.00 - 5.00
5DN-00071	50149	Bi-214	0.9	0.043	0.0504	1.59	1.00 - 5.00
5DN-00071	50149	Cd-113m	-37.4 U	171	51.4	3030	1.00 - 5.00
5DN-00071	50149	Cm-243/244	-0.0024 UJ	0.0209	0.004	0.0443	1.00 - 5.00
5DN-00071	50149	Co-60	0.0049 U	0.029	0.0082	0.028	1.00 - 5.00
5DN-00071	50149	Cs-134	-0.0189 UJ	0.0228	0.0093	0.0864	1.00 - 5.00
5DN-00071	50149	Cs-137	-0.0043 U	0.0272	0.0081	0.207	1.00 - 5.00
5DN-00071	50149	Eu-152	-0.0131 U	0.0664	0.0218	0.0566	1.00 - 5.00
5DN-00071	50149	Eu-154	-0.0213 U	0.154	0.0541	0.15	1.00 - 5.00
5DN-00071	50149	Eu-155	0.0751 JS	0.0896	0.0321	0.231	1.00 - 5.00
5DN-00071	50149	Ho-166m	-0.0097 U	0.0391	0.0118	0.0432	1.00 - 5.00
5DN-00071	50149	K-40	20.4	0.216	1.18	32.4	1.00 - 5.00

Table A.2
Analytical Results Summary
Subarea 5D, Round 1

Sample Location	Sample ID	Analyte Name	Activity	MDC	TPU	RTL	Sample Depth (feet bgs)
5DN-00071	50149	Na-22	-0.0063 U	0.0362	0.0107	0.037	1.00 - 5.00
5DN-00071	50149	Nb-94	0.0191 JS	0.0242	0.008	0.0214	1.00 - 5.00
5DN-00071	50149	Np-236	-0.034 UJ	0.0433	0.0158	0.047	1.00 - 5.00
5DN-00071	50149	Np-239	-0.0064 U	0.162	0.0475	0.139	1.00 - 5.00
5DN-00071	50149	Pa-231	0.183 U	1.06	0.353	0.936	1.00 - 5.00
5DN-00071	50149	Pb-212	1.55	0.0475	0.0925	2.69	1.00 - 5.00
5DN-00071	50149	Pb-214	0.938	0.048	0.0488	1.7	1.00 - 5.00
5DN-00071	50149	Pu-238	0.0051	0.0143	0.0042	0.0415	1.00 - 5.00
5DN-00071	50149	Pu-239/240	0.0041 U	0.0202	0.0053	0.0404	1.00 - 5.00
5DN-00071	50149	Pu-244	0.0045	0.0061	0.0032	0.0313	1.00 - 5.00
5DN-00071	50149	Sb-125	0.006 U	0.066	0.0197	0.354	1.00 - 5.00
5DN-00071	50149	Sn-126	0.0074 U	0.0262	0.0077	0.0237	1.00 - 5.00
5DN-00071	50149	Sr-90	0.134 U	0.312	0.0947	0.485	1.00 - 5.00
5DN-00071	50149	Th-228	1.32	0.0866	0.13	3.98	1.00 - 5.00
5DN-00071	50149	Th-229	0.0276	0.0508	0.017	0.145	1.00 - 5.00
5DN-00071	50149	Th-230	0.696	0.064	0.0815	2.2	1.00 - 5.00
5DN-00071	50149	Th-232	1.07	0.0186	0.106	3.1	1.00 - 5.00
5DN-00071	50149	Th-234	1.34 J	0.342	0.171	3.19	1.00 - 5.00
5DN-00071	50149	Tl-208	0.502	0.0271	0.0327	0.937	1.00 - 5.00
5DN-00071	50149	Tm-171	-5.25 U	16.3	5.63	72.4	1.00 - 5.00
5DN-00071	50149	U-233/234	0.52	0.0636	0.0663	2.02	1.00 - 5.00
5DN-00071	50149	U-235/236	0.0436	0.0528	0.0202	0.151	1.00 - 5.00
5DN-00071	50149	U-238	0.703	0.0427	0.08	1.8	1.00 - 5.00
5DN-00072	50150	Ac-227	0.0313 U	0.274	0.0818	0.217	0.00 - 0.50
5DN-00072	50150	Am-241	-0.0102 UJ	0.0481	0.0108	0.0454	0.00 - 0.50
5DN-00072	50150	Bi-212	0.89 J	0.266	0.24	2.15	0.00 - 0.50
5DN-00072	50150	Bi-214	0.899	0.035	0.0439	1.59	0.00 - 0.50
5DN-00072	50150	Cd-113m	-164 UJ	184	77.2	3030	0.00 - 0.50
5DN-00072	50150	Cm-243/244	0.0295	0.0424	0.0141	0.0443	0.00 - 0.50
5DN-00072	50150	Co-60	0.0111 J	0.023	0.007	0.028	0.00 - 0.50
5DN-00072	50150	Cs-134	0.0437 JS	0.036	0.0136	0.0864	0.00 - 0.50
5DN-00072	50150	Cs-137	0.0409	0.0202	0.0086	0.207	0.00 - 0.50
5DN-00072	50150	Eu-152	-0.0079 U	0.0678	0.0432	0.0566	0.00 - 0.50
5DN-00072	50150	Eu-154	0.0133 U	0.122	0.0357	0.15	0.00 - 0.50

Table A.2
Analytical Results Summary
Subarea 5D, Round 1

Sample Location	Sample ID	Analyte Name	Activity	MDC	TPU	RTL	Sample Depth (feet bgs)
5DN-00072	50150	Eu-155	-0.0154 U	0.108	0.0334	0.231	0.00 - 0.50
5DN-00072	50150	Ho-166m	-0.017 U	0.032	0.0106	0.0432	0.00 - 0.50
5DN-00072	50150	K-40	20.6	0.149	1.36	32.4	0.00 - 0.50
5DN-00072	50150	Na-22	-0.0192 UJ	0.0278	0.0097	0.037	0.00 - 0.50
5DN-00072	50150	Nb-94	0.0047 U	0.0185	0.0056	0.0214	0.00 - 0.50
5DN-00072	50150	Np-236	0.0153 U	0.0541	0.0169	0.047	0.00 - 0.50
5DN-00072	50150	Np-239	0.0616 U	0.187	0.0646	0.139	0.00 - 0.50
5DN-00072	50150	Pa-231	1.02 J	1.12	0.48	0.936	0.00 - 0.50
5DN-00072	50150	Pb-212	1.78	0.0576	0.119	2.69	0.00 - 0.50
5DN-00072	50150	Pb-214	0.949	0.045	0.0496	1.7	0.00 - 0.50
5DN-00072	50150	Pu-238	-0.0086 UJ	0.036	0.0063	0.0415	0.00 - 0.50
5DN-00072	50150	Pu-239/240	-0.0034 UJ	0.0407	0.0091	0.0404	0.00 - 0.50
5DN-00072	50150	Pu-244	-0.0014 UJ	0.0259	0.0047	0.0313	0.00 - 0.50
5DN-00072	50150	Sb-125	0.0086 U	0.0678	0.0203	0.354	0.00 - 0.50
5DN-00072	50150	Sn-126	-0.0143 UJ	0.0209	0.0073	0.0237	0.00 - 0.50
5DN-00072	50150	Sr-90	0.135	0.227	0.0721	0.485	0.00 - 0.50
5DN-00072	50150	Th-228	1.58	0.0986	0.147	3.98	0.00 - 0.50
5DN-00072	50150	Th-229	-0.0143 U	0.107	0.0248	0.145	0.00 - 0.50
5DN-00072	50150	Th-230	0.77	0.0857	0.0864	2.2	0.00 - 0.50
5DN-00072	50150	Th-232	1.22	0.0766	0.114	3.1	0.00 - 0.50
5DN-00072	50150	Th-234	0.779 J	0.448	0.159	3.19	0.00 - 0.50
5DN-00072	50150	Tl-208	0.557	0.0253	0.0324	0.937	0.00 - 0.50
5DN-00072	50150	Tm-171	-21 U	27.3	17.9	72.4	0.00 - 0.50
5DN-00072	50150	U-233/234	0.706	0.0344	0.0807	2.02	0.00 - 0.50
5DN-00072	50150	U-235/236	0.0601	0.0181	0.0205	0.151	0.00 - 0.50
5DN-00072	50150	U-238	0.652	0.0489	0.0769	1.8	0.00 - 0.50
5DN-00072	50151	Ac-227	-0.15 UJ	0.2	0.0706	0.217	1.00 - 5.00
5DN-00072	50151	Am-241	-0.0003 U	0.0186	0.0039	0.0454	1.00 - 5.00
5DN-00072	50151	Bi-212	1.08 J	0.243	0.269	2.15	1.00 - 5.00
5DN-00072	50151	Bi-214	0.907	0.0304	0.0468	1.59	1.00 - 5.00
5DN-00072	50151	Cd-113m	-24.5 U	137	42.9	3030	1.00 - 5.00
5DN-00072	50151	Cm-243/244	0.0042	0.0056	0.003	0.0443	1.00 - 5.00
5DN-00072	50151	Co-60	0.0056 U	0.0206	0.0059	0.028	1.00 - 5.00
5DN-00072	50151	Cs-134	-0.0015 U	0.017	0.0058	0.0864	1.00 - 5.00

Table A.2
Analytical Results Summary
Subarea 5D, Round 1

Sample Location	Sample ID	Analyte Name	Activity	MDC	TPU	RTL	Sample Depth (feet bgs)
5DN-00072	50151	Cs-137	0.0167 J	0.0187	0.0072	0.207	1.00 - 5.00
5DN-00072	50151	Eu-152	-0.0057 U	0.0493	0.0172	0.0566	1.00 - 5.00
5DN-00072	50151	Eu-154	0.0394 U	0.109	0.0325	0.15	1.00 - 5.00
5DN-00072	50151	Eu-155	0.0675 JS	0.0731	0.0246	0.231	1.00 - 5.00
5DN-00072	50151	Ho-166m	-0.0161 U	0.0271	0.0092	0.0432	1.00 - 5.00
5DN-00072	50151	K-40	20.3	0.134	1.28	32.4	1.00 - 5.00
5DN-00072	50151	Na-22	0.0008 U	0.0244	0.0073	0.037	1.00 - 5.00
5DN-00072	50151	Nb-94	0.0113 JS	0.017	0.0056	0.0214	1.00 - 5.00
5DN-00072	50151	Np-236	0.0174 U	0.0388	0.0138	0.047	1.00 - 5.00
5DN-00072	50151	Np-239	0.0468 U	0.139	0.0422	0.139	1.00 - 5.00
5DN-00072	50151	Pa-231	0.0691 U	0.839	0.259	0.936	1.00 - 5.00
5DN-00072	50151	Pb-212	1.68	0.0393	0.102	2.69	1.00 - 5.00
5DN-00072	50151	Pb-214	1.02	0.0353	0.0502	1.7	1.00 - 5.00
5DN-00072	50151	Pu-238	-0.001 U	0.0172	0.0031	0.0415	1.00 - 5.00
5DN-00072	50151	Pu-239/240	0.0034 U	0.0171	0.0044	0.0404	1.00 - 5.00
5DN-00072	50151	Pu-244	0.0043	0.0059	0.0031	0.0313	1.00 - 5.00
5DN-00072	50151	Sb-125	-0.0038 U	0.0491	0.0143	0.354	1.00 - 5.00
5DN-00072	50151	Sn-126	-0.0042 U	0.0179	0.0055	0.0237	1.00 - 5.00
5DN-00072	50151	Sr-90	0.0205 U	0.295	0.0819	0.485	1.00 - 5.00
5DN-00072	50151	Th-228	1.16	0.085	0.119	3.98	1.00 - 5.00
5DN-00072	50151	Th-229	0.061	0.0499	0.0228	0.145	1.00 - 5.00
5DN-00072	50151	Th-230	0.521	0.0629	0.0681	2.2	1.00 - 5.00
5DN-00072	50151	Th-232	0.951	0.0183	0.0975	3.1	1.00 - 5.00
5DN-00072	50151	Th-234	1.23 J	0.313	0.155	3.19	1.00 - 5.00
5DN-00072	50151	Tl-208	0.511	0.0208	0.0295	0.937	1.00 - 5.00
5DN-00072	50151	Tm-171	-7.34 U	17.6	6.2	72.4	1.00 - 5.00
5DN-00072	50151	U-233/234	0.413	0.0423	0.0558	2.02	1.00 - 5.00
5DN-00072	50151	U-235/236	0.0112 UJ	0.0523	0.0136	0.151	1.00 - 5.00
5DN-00072	50151	U-238	0.503	0.054	0.064	1.8	1.00 - 5.00
5DN-00073	50152	Ac-227	-0.0568 U	0.223	0.0707	0.217	1.00 - 5.00
5DN-00073	50152	Am-241	0.0066	0.0129	0.0043	0.0454	1.00 - 5.00
5DN-00073	50152	Bi-212	1.25 J	0.248	0.134	2.15	1.00 - 5.00
5DN-00073	50152	Bi-214	1.09	0.0412	0.0572	1.59	1.00 - 5.00
5DN-00073	50152	Cd-113m	-33 U	148	46.5	3030	1.00 - 5.00

Table A.2
Analytical Results Summary
Subarea 5D, Round 1

Sample Location	Sample ID	Analyte Name	Activity	MDC	TPU	RTL	Sample Depth (feet bgs)
5DN-00073	50152	Cm-243/244	0.0068	0.0132	0.0044	0.0443	1.00 - 5.00
5DN-00073	50152	Co-60	0.005 UJ	0.0293	0.0083	0.028	1.00 - 5.00
5DN-00073	50152	Cs-134	-0.0162 U	0.0247	0.0098	0.0864	1.00 - 5.00
5DN-00073	50152	Cs-137	-0.0058 U	0.0239	0.0075	0.207	1.00 - 5.00
5DN-00073	50152	Eu-152	0.0272 U	0.0598	0.0201	0.0566	1.00 - 5.00
5DN-00073	50152	Eu-154	-0.0059 U	0.151	0.0443	0.15	1.00 - 5.00
5DN-00073	50152	Eu-155	0.0822 SJ	0.0658	0.0241	0.231	1.00 - 5.00
5DN-00073	50152	Ho-166m	-0.0115 U	0.037	0.0112	0.0432	1.00 - 5.00
5DN-00073	50152	K-40	20.6	0.201	1.15	32.4	1.00 - 5.00
5DN-00073	50152	Na-22	0.0062 U	0.0352	0.0115	0.037	1.00 - 5.00
5DN-00073	50152	Nb-94	0.004 U	0.0226	0.0065	0.0214	1.00 - 5.00
5DN-00073	50152	Np-236	-0.0159 U	0.0346	0.011	0.047	1.00 - 5.00
5DN-00073	50152	Np-239	0.0372 U	0.138	0.0425	0.139	1.00 - 5.00
5DN-00073	50152	Pa-231	0.286 U	0.932	0.291	0.936	1.00 - 5.00
5DN-00073	50152	Pb-212	1.95	0.0455	0.11	2.69	1.00 - 5.00
5DN-00073	50152	Pb-214	1.23	0.0405	0.0585	1.7	1.00 - 5.00
5DN-00073	50152	Pu-238	0.0012 U	0.017	0.0038	0.0415	1.00 - 5.00
5DN-00073	50152	Pu-239/240	0.0092	0.0137	0.0051	0.0404	1.00 - 5.00
5DN-00073	50152	Pu-244	0.0162	0.0169	0.0068	0.0313	1.00 - 5.00
5DN-00073	50152	Sb-125	0.0133 U	0.068	0.02	0.354	1.00 - 5.00
5DN-00073	50152	Sn-126	-0.0006 U	0.0243	0.007	0.0237	1.00 - 5.00
5DN-00073	50152	Sr-90	0.662	0.239	0.124	0.485	1.00 - 5.00
5DN-00073	50152	Th-228	1.68	0.125	0.151	3.98	1.00 - 5.00
5DN-00073	50152	Th-229	0.0555	0.0188	0.0198	0.145	1.00 - 5.00
5DN-00073	50152	Th-230	0.871	0.0745	0.0906	2.2	1.00 - 5.00
5DN-00073	50152	Th-232	1.17	0.064	0.108	3.1	1.00 - 5.00
5DN-00073	50152	Th-234	1.7	0.242	0.144	3.19	1.00 - 5.00
5DN-00073	50152	Tl-208	0.624	0.0266	0.0389	0.937	1.00 - 5.00
5DN-00073	50152	Tm-171	-2.29 U	9.62	3.14	72.4	1.00 - 5.00
5DN-00073	50152	U-233/234	0.792	0.0397	0.0919	2.02	1.00 - 5.00
5DN-00073	50152	U-235/236	0.0484	0.0491	0.0214	0.151	1.00 - 5.00
5DN-00073	50152	U-238	0.826	0.0492	0.095	1.8	1.00 - 5.00
5DN-00074	50153	Ac-227	-0.0607 U	0.187	0.0582	0.217	0.00 - 0.50
5DN-00074	50153	Am-241	0.0094 U	0.0381	0.0106	0.0454	0.00 - 0.50

Table A.2
Analytical Results Summary
Subarea 5D, Round 1

Sample Location	Sample ID	Analyte Name	Activity	MDC	TPU	RTL	Sample Depth (feet bgs)
5DN-00074	50153	Bi-212	1	0.152	0.099	2.15	0.00 - 0.50
5DN-00074	50153	Bi-214	1.05	0.0276	0.0487	1.59	0.00 - 0.50
5DN-00074	50153	Cd-113m	-33.3 U	125	38.3	3030	0.00 - 0.50
5DN-00074	50153	Cm-243/244	0.0072 U	0.0325	0.0088	0.0443	0.00 - 0.50
5DN-00074	50153	Co-60	-0.0045 U	0.0167	0.0052	0.028	0.00 - 0.50
5DN-00074	50153	Cs-134	-0.0002 U	0.0164	0.0054	0.0864	0.00 - 0.50
5DN-00074	50153	Cs-137	0.0201	0.0163	0.0063	0.207	0.00 - 0.50
5DN-00074	50153	Eu-152	-0.0076 U	0.0458	0.0151	0.0566	0.00 - 0.50
5DN-00074	50153	Eu-154	-0.0571 U	0.0937	0.0319	0.15	0.00 - 0.50
5DN-00074	50153	Eu-155	0.0959 JS	0.0694	0.0285	0.231	0.00 - 0.50
5DN-00074	50153	Ho-166m	0.0072 U	0.0252	0.0074	0.0432	0.00 - 0.50
5DN-00074	50153	K-40	20.2	0.113	1.16	32.4	0.00 - 0.50
5DN-00074	50153	Na-22	-0.0105 UJ	0.0217	0.0083	0.037	0.00 - 0.50
5DN-00074	50153	Nb-94	0.0034 U	0.0146	0.0043	0.0214	0.00 - 0.50
5DN-00074	50153	Np-236	0.0023 U	0.0361	0.0109	0.047	0.00 - 0.50
5DN-00074	50153	Np-239	-0.052 U	0.12	0.0383	0.139	0.00 - 0.50
5DN-00074	50153	Pa-231	-0.372 U	0.74	0.242	0.936	0.00 - 0.50
5DN-00074	50153	Pb-212	1.73	0.0389	0.109	2.69	0.00 - 0.50
5DN-00074	50153	Pb-214	1.15	0.0317	0.0574	1.7	0.00 - 0.50
5DN-00074	50153	Pu-238	0.0169	0.0065	0.0064	0.0415	0.00 - 0.50
5DN-00074	50153	Pu-239/240	-0.0004 U	0.0217	0.0045	0.0404	0.00 - 0.50
5DN-00074	50153	Pu-244	0.0109	0.0189	0.0064	0.0313	0.00 - 0.50
5DN-00074	50153	Sb-125	0.0229 U	0.0477	0.0151	0.354	0.00 - 0.50
5DN-00074	50153	Sn-126	-0.0042 UJ	0.0156	0.0047	0.0237	0.00 - 0.50
5DN-00074	50153	Sr-90	0.0026 U	0.25	0.0678	0.485	0.00 - 0.50
5DN-00074	50153	Th-228	2.05	0.155	0.164	3.98	0.00 - 0.50
5DN-00074	50153	Th-229	0.0292 U	0.0972	0.028	0.145	0.00 - 0.50
5DN-00074	50153	Th-230	0.838	0.0541	0.0817	2.2	0.00 - 0.50
5DN-00074	50153	Th-232	1.37	0.0697	0.112	3.1	0.00 - 0.50
5DN-00074	50153	Th-234	1.17 J	0.279	0.125	3.19	0.00 - 0.50
5DN-00074	50153	Tl-208	0.546	0.0195	0.0317	0.937	0.00 - 0.50
5DN-00074	50153	Tm-171	-3.25 U	14.2	5.02	72.4	0.00 - 0.50
5DN-00074	50153	U-233/234	0.863	0.0499	0.0986	2.02	0.00 - 0.50
5DN-00074	50153	U-235/236	0.0257	0.0499	0.0167	0.151	0.00 - 0.50

Table A.2
Analytical Results Summary
Subarea 5D, Round 1

Sample Location	Sample ID	Analyte Name	Activity	MDC	TPU	RTL	Sample Depth (feet bgs)
5DN-00074	50153	U-238	0.852	0.0499	0.0977	1.8	0.00 - 0.50
5DN-00074	50154	Ac-227	0.0037 U	0.176	0.0533	0.217	1.00 - 5.00
5DN-00074	50154	Am-241	-0.0008 U	0.0305	0.007	0.0454	1.00 - 5.00
5DN-00074	50154	Bi-212	1.07	0.138	0.0842	2.15	1.00 - 5.00
5DN-00074	50154	Bi-214	0.847	0.0256	0.0406	1.59	1.00 - 5.00
5DN-00074	50154	Cd-113m	-39 U	114	37.3	3030	1.00 - 5.00
5DN-00074	50154	Cm-243/244	-0.0019 U	0.0171	0.0033	0.0443	1.00 - 5.00
5DN-00074	50154	Co-60	-0.01 UJ	0.0159	0.0055	0.028	1.00 - 5.00
5DN-00074	50154	Cs-134	0.008 SJ	0.0159	0.0056	0.0864	1.00 - 5.00
5DN-00074	50154	Cs-137	-0.0005 U	0.0155	0.0054	0.207	1.00 - 5.00
5DN-00074	50154	Eu-152	-0.015 U	0.0425	0.0148	0.0566	1.00 - 5.00
5DN-00074	50154	Eu-154	0.028 U	0.0864	0.0291	0.15	1.00 - 5.00
5DN-00074	50154	Eu-155	0.107 SJ	0.0623	0.025	0.231	1.00 - 5.00
5DN-00074	50154	Ho-166m	0.008 U	0.0236	0.0072	0.0432	1.00 - 5.00
5DN-00074	50154	K-40	17	0.118	1.02	32.4	1.00 - 5.00
5DN-00074	50154	Na-22	0.0002 U	0.0206	0.0071	0.037	1.00 - 5.00
5DN-00074	50154	Nb-94	0.0018 U	0.0131	0.0039	0.0214	1.00 - 5.00
5DN-00074	50154	Np-236	-0.0153 U	0.0321	0.0105	0.047	1.00 - 5.00
5DN-00074	50154	Np-239	0.0166 U	0.114	0.0346	0.139	1.00 - 5.00
5DN-00074	50154	Pa-231	-0.102 U	0.707	0.225	0.936	1.00 - 5.00
5DN-00074	50154	Pb-212	1.72	0.0357	0.106	2.69	1.00 - 5.00
5DN-00074	50154	Pb-214	0.911	0.0294	0.0459	1.7	1.00 - 5.00
5DN-00074	50154	Pu-238	0.0048	0.0066	0.0034	0.0415	1.00 - 5.00
5DN-00074	50154	Pu-239/240	-0.0004 U	0.0218	0.0045	0.0404	1.00 - 5.00
5DN-00074	50154	Pu-244	0.0103	0.0153	0.0057	0.0313	1.00 - 5.00
5DN-00074	50154	Sb-125	0.0317 SJ	0.0457	0.0149	0.354	1.00 - 5.00
5DN-00074	50154	Sn-126	0.0049 U	0.0158	0.0048	0.0237	1.00 - 5.00
5DN-00074	50154	Sr-90	0.272	0.172	0.0725	0.485	1.00 - 5.00
5DN-00074	50154	Th-228	1.59 J	0.203	0.175	3.98	1.00 - 5.00
5DN-00074	50154	Th-229	0.14	0.141	0.0515	0.145	1.00 - 5.00
5DN-00074	50154	Th-230	1.11	0.107	0.124	2.2	1.00 - 5.00
5DN-00074	50154	Th-232	1.22	0.0731	0.13	3.1	1.00 - 5.00
5DN-00074	50154	Th-234	1.25	0.247	0.121	3.19	1.00 - 5.00
5DN-00074	50154	Tl-208	0.544	0.0166	0.0306	0.937	1.00 - 5.00

Table A.2
Analytical Results Summary
Subarea 5D, Round 1

Sample Location	Sample ID	Analyte Name	Activity	MDC	TPU	RTL	Sample Depth (feet bgs)
5DN-00074	50154	Tm-171	-4.7 U	12.4	4.53	72.4	1.00 - 5.00
5DN-00074	50154	U-233/234	0.883	0.0435	0.103	2.02	1.00 - 5.00
5DN-00074	50154	U-235/236	0.0362	0.0538	0.02	0.151	1.00 - 5.00
5DN-00074	50154	U-238	0.779	0.0185	0.0937	1.8	1.00 - 5.00
5DN-00075	50155	Ac-227	-0.0224 U	0.163	0.0488	0.217	0.00 - 0.50
5DN-00075	50155	Am-241	0.0055 U	0.0261	0.0069	0.0454	0.00 - 0.50
5DN-00075	50155	Bi-212	1.24	0.141	0.0907	2.15	0.00 - 0.50
5DN-00075	50155	Bi-214	0.989	0.0256	0.0459	1.59	0.00 - 0.50
5DN-00075	50155	Cd-113m	-8.24 U	109	33.4	3030	0.00 - 0.50
5DN-00075	50155	Cm-243/244	0.0068 U	0.021	0.006	0.0443	0.00 - 0.50
5DN-00075	50155	Co-60	-0.0008 U	0.0173	0.0051	0.028	0.00 - 0.50
5DN-00075	50155	Cs-134	-0.0011 U	0.0154	0.0052	0.0864	0.00 - 0.50
5DN-00075	50155	Cs-137	0.067	0.0143	0.0071	0.207	0.00 - 0.50
5DN-00075	50155	Eu-152	-0.0192 U	0.04	0.0147	0.0566	0.00 - 0.50
5DN-00075	50155	Eu-154	-0.0046 U	0.0903	0.0264	0.15	0.00 - 0.50
5DN-00075	50155	Eu-155	0.0918 JS	0.0601	0.0256	0.231	0.00 - 0.50
5DN-00075	50155	H-3	0.354 U	8.52	2.34	11.9	0.00 - 0.50
5DN-00075	50155	Ho-166m	-0.0208 UJ	0.0217	0.0083	0.0432	0.00 - 0.50
5DN-00075	50155	K-40	19.8	0.118	1.18	32.4	0.00 - 0.50
5DN-00075	50155	Na-22	-0.0082 UJ	0.0209	0.0066	0.037	0.00 - 0.50
5DN-00075	50155	Nb-94	0.0058 U	0.0139	0.0043	0.0214	0.00 - 0.50
5DN-00075	50155	Ni-59	-2.97 UJ	3.42	1.28	5.96	0.00 - 0.50
5DN-00075	50155	Ni-63	0.28 U	1.21	0.364	4.92	0.00 - 0.50
5DN-00075	50155	Np-236	-0.0089 U	0.0298	0.0094	0.047	0.00 - 0.50
5DN-00075	50155	Np-239	0.0021 U	0.106	0.0313	0.139	0.00 - 0.50
5DN-00075	50155	Pa-231	0.208 U	0.674	0.205	0.936	0.00 - 0.50
5DN-00075	50155	Pb-212	1.89	0.0334	0.125	2.69	0.00 - 0.50
5DN-00075	50155	Pb-214	1.12	0.0287	0.0572	1.7	0.00 - 0.50
5DN-00075	50155	Pu-238	0.0067	0.009	0.0047	0.0415	0.00 - 0.50
5DN-00075	50155	Pu-239/240	0.0061 UJ	0.03	0.0078	0.0404	0.00 - 0.50
5DN-00075	50155	Pu-244	0	0.009	0.0033	0.0313	0.00 - 0.50
5DN-00075	50155	Sb-125	0.0195 U	0.0439	0.0139	0.354	0.00 - 0.50
5DN-00075	50155	Sn-126	-0.0057 UJ	0.0148	0.0047	0.0237	0.00 - 0.50
5DN-00075	50155	Sr-90	0.359	0.187	0.0831	0.485	0.00 - 0.50

Table A.2
Analytical Results Summary
Subarea 5D, Round 1

Sample Location	Sample ID	Analyte Name	Activity	MDC	TPU	RTL	Sample Depth (feet bgs)
5DN-00075	50155	Tc-99	-0.432 U	1.01	0.293	1.63	0.00 - 0.50
5DN-00075	50155	Th-228	1.47	0.16	0.136	3.98	0.00 - 0.50
5DN-00075	50155	Th-229	0.0181 U	0.0904	0.0248	0.145	0.00 - 0.50
5DN-00075	50155	Th-230	0.955	0.0647	0.0906	2.2	0.00 - 0.50
5DN-00075	50155	Th-232	1.19	0.0556	0.104	3.1	0.00 - 0.50
5DN-00075	50155	Th-234	1.65	0.239	0.158	3.19	0.00 - 0.50
5DN-00075	50155	Tl-208	0.604	0.0171	0.0333	0.937	0.00 - 0.50
5DN-00075	50155	Tm-171	0.939 U	15.4	5.13	72.4	0.00 - 0.50
5DN-00075	50155	U-233/234	0.875	0.0601	0.0977	2.02	0.00 - 0.50
5DN-00075	50155	U-235/236	0.0397	0.0743	0.0242	0.151	0.00 - 0.50
5DN-00075	50155	U-238	0.787	0.0524	0.0907	1.8	0.00 - 0.50
5DN-00075	50156	Ac-227	-0.0109 U	0.234	0.0689	0.217	1.00 - 5.00
5DN-00075	50156	Am-241	0.0022	0.0061	0.0022	0.0454	1.00 - 5.00
5DN-00075	50156	Bi-212	1.3	0.207	0.126	2.15	1.00 - 5.00
5DN-00075	50156	Bi-214	0.983	0.0369	0.0502	1.59	1.00 - 5.00
5DN-00075	50156	Cd-113m	13.6 U	158	47.9	3030	1.00 - 5.00
5DN-00075	50156	Cm-243/244	-0.006 U	0.025	0.0044	0.0443	1.00 - 5.00
5DN-00075	50156	Co-60	-0.0075 U	0.0227	0.0071	0.028	1.00 - 5.00
5DN-00075	50156	Cs-134	-0.0058 U	0.0222	0.0077	0.0864	1.00 - 5.00
5DN-00075	50156	Cs-137	-0.0076 U	0.0211	0.0076	0.207	1.00 - 5.00
5DN-00075	50156	Eu-152	-0.0173 U	0.0581	0.0195	0.0566	1.00 - 5.00
5DN-00075	50156	Eu-154	0.019 U	0.132	0.0376	0.15	1.00 - 5.00
5DN-00075	50156	Eu-155	0.0765 JS	0.0898	0.0322	0.231	1.00 - 5.00
5DN-00075	50156	H-3	3.39 U	8.58	2.57	11.9	1.00 - 5.00
5DN-00075	50156	Ho-166m	0.006 U	0.0346	0.0102	0.0432	1.00 - 5.00
5DN-00075	50156	K-40	18.3	0.181	1.12	32.4	1.00 - 5.00
5DN-00075	50156	Na-22	-0.0106 UJ	0.0308	0.0096	0.037	1.00 - 5.00
5DN-00075	50156	Nb-94	0.0016 U	0.0195	0.0057	0.0214	1.00 - 5.00
5DN-00075	50156	Ni-59	-1.13 U	7.42	2.15	5.96	1.00 - 5.00
5DN-00075	50156	Ni-63	-0.297 U	1.21	0.356	4.92	1.00 - 5.00
5DN-00075	50156	Np-236	-0.0065 U	0.043	0.0132	0.047	1.00 - 5.00
5DN-00075	50156	Np-239	-0.102 U	0.151	0.0515	0.139	1.00 - 5.00
5DN-00075	50156	Pa-231	0.0689 U	0.97	0.286	0.936	1.00 - 5.00
5DN-00075	50156	Pb-212	1.85	0.0481	0.125	2.69	1.00 - 5.00

Table A.2
Analytical Results Summary
Subarea 5D, Round 1

Sample Location	Sample ID	Analyte Name	Activity	MDC	TPU	RTL	Sample Depth (feet bgs)
5DN-00075	50156	Pb-214	1.17	0.0414	0.062	1.7	1.00 - 5.00
5DN-00075	50156	Pu-238	0.0023 UJ	0.0387	0.0094	0.0415	1.00 - 5.00
5DN-00075	50156	Pu-239/240	0.0061 UJ	0.0298	0.0078	0.0404	1.00 - 5.00
5DN-00075	50156	Pu-244	0.0066	0.0089	0.0047	0.0313	1.00 - 5.00
5DN-00075	50156	Sb-125	-0.0218 U	0.0621	0.0198	0.354	1.00 - 5.00
5DN-00075	50156	Sn-126	-0.0014 UJ	0.0213	0.0063	0.0237	1.00 - 5.00
5DN-00075	50156	Sr-90	0.0587 U	0.178	0.0524	0.485	1.00 - 5.00
5DN-00075	50156	Tc-99	-0.431 U	1.04	0.301	1.63	1.00 - 5.00
5DN-00075	50156	Th-228	1.45	0.117	0.128	3.98	1.00 - 5.00
5DN-00075	50156	Th-229	0.0173	0.0425	0.0129	0.145	1.00 - 5.00
5DN-00075	50156	Th-230	0.91	0.0535	0.0855	2.2	1.00 - 5.00
5DN-00075	50156	Th-232	1.33	0.0534	0.109	3.1	1.00 - 5.00
5DN-00075	50156	Th-234	1.23 J	0.359	0.169	3.19	1.00 - 5.00
5DN-00075	50156	Tl-208	0.557	0.0255	0.0348	0.937	1.00 - 5.00
5DN-00075	50156	Tm-171	8.51 U	22.2	7.55	72.4	1.00 - 5.00
5DN-00075	50156	U-233/234	0.826	0.0363	0.092	2.02	1.00 - 5.00
5DN-00075	50156	U-235/236	0.0493	0.0191	0.019	0.151	1.00 - 5.00
5DN-00075	50156	U-238	0.72	0.0363	0.0835	1.8	1.00 - 5.00
5DN-00076	50157	Ac-227	0.0048 U	0.153	0.0463	0.217	0.00 - 0.50
5DN-00076	50157	Am-241	0.0058 UJ	0.0212	0.0058	0.0454	0.00 - 0.50
5DN-00076	50157	Bi-212	1.24	0.126	0.0857	2.15	0.00 - 0.50
5DN-00076	50157	Bi-214	1.09	0.0231	0.0488	1.59	0.00 - 0.50
5DN-00076	50157	Cd-113m	-44.2 U	100	33.6	3030	0.00 - 0.50
5DN-00076	50157	Cm-243/244	0.0039 UJ	0.025	0.0063	0.0443	0.00 - 0.50
5DN-00076	50157	Co-60	0.0033 U	0.0148	0.0044	0.028	0.00 - 0.50
5DN-00076	50157	Cs-134	0.0035 U	0.0141	0.0048	0.0864	0.00 - 0.50
5DN-00076	50157	Cs-137	0.0311	0.0136	0.0053	0.207	0.00 - 0.50
5DN-00076	50157	Eu-152	-0.0118 U	0.0372	0.0135	0.0566	0.00 - 0.50
5DN-00076	50157	Eu-154	0.0248 U	0.0799	0.0271	0.15	0.00 - 0.50
5DN-00076	50157	Eu-155	0.087 JS	0.056	0.0221	0.231	0.00 - 0.50
5DN-00076	50157	Ho-166m	-0.0076 U	0.0205	0.0065	0.0432	0.00 - 0.50
5DN-00076	50157	K-40	20.4	0.0957	1.13	32.4	0.00 - 0.50
5DN-00076	50157	Na-22	-0.0042 UJ	0.0183	0.0056	0.037	0.00 - 0.50
5DN-00076	50157	Nb-94	0.0075 JS	0.0124	0.004	0.0214	0.00 - 0.50

Table A.2
Analytical Results Summary
Subarea 5D, Round 1

Sample Location	Sample ID	Analyte Name	Activity	MDC	TPU	RTL	Sample Depth (feet bgs)
5DN-00076	50157	Np-236	0.0015 U	0.0286	0.0084	0.047	0.00 - 0.50
5DN-00076	50157	Np-239	-0.0047 U	0.101	0.0304	0.139	0.00 - 0.50
5DN-00076	50157	Pa-231	-0.265 U	0.608	0.204	0.936	0.00 - 0.50
5DN-00076	50157	Pb-212	1.87	0.0311	0.108	2.69	0.00 - 0.50
5DN-00076	50157	Pb-214	1.22	0.0267	0.0553	1.7	0.00 - 0.50
5DN-00076	50157	Pu-238	-0.0053 U	0.0223	0.004	0.0415	0.00 - 0.50
5DN-00076	50157	Pu-239/240	-0.0068 U	0.0321	0.0066	0.0404	0.00 - 0.50
5DN-00076	50157	Pu-244	0.0147	0.0067	0.0061	0.0313	0.00 - 0.50
5DN-00076	50157	Sb-125	-0.0048 U	0.0396	0.0117	0.354	0.00 - 0.50
5DN-00076	50157	Sn-126	0.0076 J	0.0137	0.0044	0.0237	0.00 - 0.50
5DN-00076	50157	Sr-90	0.31	0.309	0.106	0.485	0.00 - 0.50
5DN-00076	50157	Th-228	1.41 J	0.163	0.155	3.98	0.00 - 0.50
5DN-00076	50157	Th-229	-0.009 UJ	0.108	0.0239	0.145	0.00 - 0.50
5DN-00076	50157	Th-230	0.746	0.0968	0.0943	2.2	0.00 - 0.50
5DN-00076	50157	Th-232	1.2	0.0243	0.123	3.1	0.00 - 0.50
5DN-00076	50157	Th-234	1.5	0.225	0.131	3.19	0.00 - 0.50
5DN-00076	50157	Tl-208	0.587	0.0158	0.0324	0.937	0.00 - 0.50
5DN-00076	50157	Tm-171	-6.19 U	11.9	4.47	72.4	0.00 - 0.50
5DN-00076	50157	U-233/234	0.647	0.117	0.0858	2.02	0.00 - 0.50
5DN-00076	50157	U-235/236	0.0515	0.0233	0.0213	0.151	0.00 - 0.50
5DN-00076	50157	U-238	0.842	0.0442	0.0962	1.8	0.00 - 0.50
5DN-00076	50158	Ac-227	0.0781 U	0.198	0.0625	0.217	1.00 - 5.00
5DN-00076	50158	Am-241	0.004 U	0.0194	0.0051	0.0454	1.00 - 5.00
5DN-00076	50158	Bi-212	1.07	0.156	0.0882	2.15	1.00 - 5.00
5DN-00076	50158	Bi-214	0.804	0.0281	0.0389	1.59	1.00 - 5.00
5DN-00076	50158	Cd-113m	73.8 J	135	47	3030	1.00 - 5.00
5DN-00076	50158	Cm-243/244	0.0088	0.006	0.0044	0.0443	1.00 - 5.00
5DN-00076	50158	Co-60	-0.003 UJ	0.017	0.0051	0.028	1.00 - 5.00
5DN-00076	50158	Cs-134	-0.0027 U	0.0166	0.0058	0.0864	1.00 - 5.00
5DN-00076	50158	Cs-137	-0.016 UJ	0.0155	0.0062	0.207	1.00 - 5.00
5DN-00076	50158	Eu-152	0.0069 U	0.0489	0.0206	0.0566	1.00 - 5.00
5DN-00076	50158	Eu-154	0.0209 U	0.0963	0.0322	0.15	1.00 - 5.00
5DN-00076	50158	Eu-155	0.0677 SJ	0.076	0.0337	0.231	1.00 - 5.00
5DN-00076	50158	Ho-166m	-0.0054 U	0.0239	0.0074	0.0432	1.00 - 5.00

Table A.2
Analytical Results Summary
Subarea 5D, Round 1

Sample Location	Sample ID	Analyte Name	Activity	MDC	TPU	RTL	Sample Depth (feet bgs)
5DN-00076	50158	K-40	17.1	0.125	1.05	32.4	1.00 - 5.00
5DN-00076	50158	Na-22	-0.0108 U	0.0212	0.0069	0.037	1.00 - 5.00
5DN-00076	50158	Nb-94	0.0037 U	0.0145	0.0044	0.0214	1.00 - 5.00
5DN-00076	50158	Np-236	0.004 U	0.0383	0.0124	0.047	1.00 - 5.00
5DN-00076	50158	Np-239	-0.0314 U	0.13	0.0405	0.139	1.00 - 5.00
5DN-00076	50158	Pa-231	-0.277 U	0.784	0.273	0.936	1.00 - 5.00
5DN-00076	50158	Pb-212	1.83	0.0412	0.112	2.69	1.00 - 5.00
5DN-00076	50158	Pb-214	0.94	0.0331	0.0462	1.7	1.00 - 5.00
5DN-00076	50158	Pu-238	0.0019 U	0.0208	0.0049	0.0415	1.00 - 5.00
5DN-00076	50158	Pu-239/240	0.0052	0.0146	0.0043	0.0404	1.00 - 5.00
5DN-00076	50158	Pu-244	0.0189	0.0146	0.0071	0.0313	1.00 - 5.00
5DN-00076	50158	Sb-125	0.003 U	0.0502	0.0147	0.354	1.00 - 5.00
5DN-00076	50158	Sn-126	-0.0005 U	0.0166	0.005	0.0237	1.00 - 5.00
5DN-00076	50158	Sr-90	0.385	0.319	0.115	0.485	1.00 - 5.00
5DN-00076	50158	Th-228	1.88 J	0.198	0.207	3.98	1.00 - 5.00
5DN-00076	50158	Th-229	0.106	0.032	0.0359	0.145	1.00 - 5.00
5DN-00076	50158	Th-230	0.965	0.0867	0.122	2.2	1.00 - 5.00
5DN-00076	50158	Th-232	1.33	0.0864	0.148	3.1	1.00 - 5.00
5DN-00076	50158	Th-234	1.61 J	0.301	0.162	3.19	1.00 - 5.00
5DN-00076	50158	Tl-208	0.523	0.0198	0.0296	0.937	1.00 - 5.00
5DN-00076	50158	Tm-171	-15.9 UJ	17.8	7.2	72.4	1.00 - 5.00
5DN-00076	50158	U-233/234	0.684	0.0495	0.0795	2.02	1.00 - 5.00
5DN-00076	50158	U-235/236	0.0608	0.0183	0.0207	0.151	1.00 - 5.00
5DN-00076	50158	U-238	0.725	0.0431	0.0825	1.8	1.00 - 5.00
5DN-00077	50159	Ac-227	-0.0528 U	0.217	0.0681	0.217	1.00 - 5.00
5DN-00077	50159	Am-241	0.0109	0.0059	0.0049	0.0454	1.00 - 5.00
5DN-00077	50159	Bi-212	1.36	0.184	0.119	2.15	1.00 - 5.00
5DN-00077	50159	Bi-214	1.12	0.0339	0.0547	1.59	1.00 - 5.00
5DN-00077	50159	Cd-113m	-21.8 U	146	45.2	3030	1.00 - 5.00
5DN-00077	50159	Cm-243/244	0.0057 U	0.0176	0.005	0.0443	1.00 - 5.00
5DN-00077	50159	Co-60	0.0023 U	0.0231	0.0068	0.028	1.00 - 5.00
5DN-00077	50159	Cs-134	0.0066 U	0.0206	0.007	0.0864	1.00 - 5.00
5DN-00077	50159	Cs-137	-0.0106 U	0.0196	0.0075	0.207	1.00 - 5.00
5DN-00077	50159	Eu-152	-0.0514 UJ	0.0531	0.0201	0.0566	1.00 - 5.00

Table A.2
Analytical Results Summary
Subarea 5D, Round 1

Sample Location	Sample ID	Analyte Name	Activity	MDC	TPU	RTL	Sample Depth (feet bgs)
5DN-00077	50159	Eu-154	-0.121 UJ	0.114	0.0461	0.15	1.00 - 5.00
5DN-00077	50159	Eu-155	0.14 JS	0.0787	0.0362	0.231	1.00 - 5.00
5DN-00077	50159	H-3	3.02	6.49	1.97	11.9	1.00 - 5.00
5DN-00077	50159	Ho-166m	-0.0187 U	0.0289	0.0102	0.0432	1.00 - 5.00
5DN-00077	50159	K-40	21	0.15	1.21	32.4	1.00 - 5.00
5DN-00077	50159	Na-22	0.0069 U	0.0278	0.0082	0.037	1.00 - 5.00
5DN-00077	50159	Nb-94	0.0064 U	0.0187	0.0057	0.0214	1.00 - 5.00
5DN-00077	50159	Ni-59	1.05 U	4.34	1.18	5.96	1.00 - 5.00
5DN-00077	50159	Ni-63	0.292 U	1.12	0.338	4.92	1.00 - 5.00
5DN-00077	50159	Np-236	-0.0244 U	0.0394	0.0131	0.047	1.00 - 5.00
5DN-00077	50159	Np-239	-0.0807 U	0.141	0.0477	0.139	1.00 - 5.00
5DN-00077	50159	Pa-231	-0.271 U	0.91	0.29	0.936	1.00 - 5.00
5DN-00077	50159	Pb-212	2.13	0.0446	0.127	2.69	1.00 - 5.00
5DN-00077	50159	Pb-214	1.26	0.0395	0.0616	1.7	1.00 - 5.00
5DN-00077	50159	Pu-238	-0.0036 U	0.0198	0.0036	0.0415	1.00 - 5.00
5DN-00077	50159	Pu-239/240	0.0082	0.016	0.0053	0.0404	1.00 - 5.00
5DN-00077	50159	Pu-244	0.0075	0.0068	0.0044	0.0313	1.00 - 5.00
5DN-00077	50159	Sb-125	0.0043 U	0.0577	0.0168	0.354	1.00 - 5.00
5DN-00077	50159	Sn-126	-0.0002 U	0.0203	0.0061	0.0237	1.00 - 5.00
5DN-00077	50159	Sr-90	0.204 U	0.388	0.121	0.485	1.00 - 5.00
5DN-00077	50159	Tc-99	-0.363 U	0.933	0.254	1.63	1.00 - 5.00
5DN-00077	50159	Th-228	1.5	0.0829	0.131	3.98	1.00 - 5.00
5DN-00077	50159	Th-229	0.0125	0.0169	0.0089	0.145	1.00 - 5.00
5DN-00077	50159	Th-230	0.773	0.0459	0.0792	2.2	1.00 - 5.00
5DN-00077	50159	Th-232	1.1	0.0577	0.0989	3.1	1.00 - 5.00
5DN-00077	50159	Th-234	2.08	0.325	0.2	3.19	1.00 - 5.00
5DN-00077	50159	Tl-208	0.647	0.0225	0.0377	0.937	1.00 - 5.00
5DN-00077	50159	Tm-171	1.47 U	18.2	6.27	72.4	1.00 - 5.00
5DN-00077	50159	U-233/234	0.74	0.035	0.0808	2.02	1.00 - 5.00
5DN-00077	50159	U-235/236	0.0494	0.0432	0.0201	0.151	1.00 - 5.00
5DN-00077	50159	U-238	0.769	0.0551	0.0836	1.8	1.00 - 5.00
5DN-00078	50160	Ac-227	0.0259 U	0.235	0.0698	0.217	1.00 - 5.00
5DN-00078	50160	Am-241	0.0008 UJ	0.0177	0.0034	0.0454	1.00 - 5.00
5DN-00078	50160	Bi-212	1.11	0.189	0.11	2.15	1.00 - 5.00

Table A.2
Analytical Results Summary
Subarea 5D, Round 1

Sample Location	Sample ID	Analyte Name	Activity	MDC	TPU	RTL	Sample Depth (feet bgs)
5DN-00078	50160	Bi-214	0.957	0.0368	0.0471	1.59	1.00 - 5.00
5DN-00078	50160	Cd-113m	-28 U	156	47.1	3030	1.00 - 5.00
5DN-00078	50160	Cm-243/244	-0.0078 UJ	0.037	0.0076	0.0443	1.00 - 5.00
5DN-00078	50160	Co-60	-0.0027 U	0.0229	0.0068	0.028	1.00 - 5.00
5DN-00078	50160	Cs-134	0.0054 U	0.0214	0.0072	0.0864	1.00 - 5.00
5DN-00078	50160	Cs-137	0.0079 U	0.0208	0.0071	0.207	1.00 - 5.00
5DN-00078	50160	Eu-152	-0.0172 U	0.0568	0.0203	0.0566	1.00 - 5.00
5DN-00078	50160	Eu-154	-0.0611 U	0.111	0.0365	0.15	1.00 - 5.00
5DN-00078	50160	Eu-155	0.141 JS	0.0861	0.0358	0.231	1.00 - 5.00
5DN-00078	50160	H-3	2.06 U	6.37	1.88	11.9	1.00 - 5.00
5DN-00078	50160	Ho-166m	0.004 U	0.0328	0.0097	0.0432	1.00 - 5.00
5DN-00078	50160	K-40	18.5	0.161	1.15	32.4	1.00 - 5.00
5DN-00078	50160	Na-22	-0.0176 U	0.0265	0.0092	0.037	1.00 - 5.00
5DN-00078	50160	Nb-94	0.0048 U	0.0188	0.0056	0.0214	1.00 - 5.00
5DN-00078	50160	Ni-59	-3.08 UJ	3.13	1.25	5.96	1.00 - 5.00
5DN-00078	50160	Ni-63	-0.121 U	1.4	0.416	4.92	1.00 - 5.00
5DN-00078	50160	Np-236	0.0018 U	0.0439	0.0135	0.047	1.00 - 5.00
5DN-00078	50160	Np-239	0.0852 J	0.157	0.0498	0.139	1.00 - 5.00
5DN-00078	50160	Pa-231	-0.333 U	0.936	0.304	0.936	1.00 - 5.00
5DN-00078	50160	Pb-212	1.86	0.0469	0.121	2.69	1.00 - 5.00
5DN-00078	50160	Pb-214	1.12	0.0397	0.0554	1.7	1.00 - 5.00
5DN-00078	50160	Pu-238	-0.0017 U	0.015	0.0029	0.0415	1.00 - 5.00
5DN-00078	50160	Pu-239/240	-0.0021 U	0.0235	0.0047	0.0404	1.00 - 5.00
5DN-00078	50160	Pu-244	-0.001 U	0.0184	0.0033	0.0313	1.00 - 5.00
5DN-00078	50160	Sb-125	-0.012 U	0.0597	0.0186	0.354	1.00 - 5.00
5DN-00078	50160	Sn-126	0.005 U	0.0211	0.0063	0.0237	1.00 - 5.00
5DN-00078	50160	Sr-90	-0.0011 U	0.358	0.0964	0.485	1.00 - 5.00
5DN-00078	50160	Tc-99	-0.239 U	0.895	0.248	1.63	1.00 - 5.00
5DN-00078	50160	Th-228	1.52	0.116	0.124	3.98	1.00 - 5.00
5DN-00078	50160	Th-229	0.0648	0.0135	0.0182	0.145	1.00 - 5.00
5DN-00078	50160	Th-230	0.92	0.0462	0.0809	2.2	1.00 - 5.00
5DN-00078	50160	Th-232	1.16	0.0365	0.0937	3.1	1.00 - 5.00
5DN-00078	50160	Th-234	1.34 J	0.377	0.18	3.19	1.00 - 5.00
5DN-00078	50160	Tl-208	0.576	0.0228	0.0333	0.937	1.00 - 5.00

Table A.2
Analytical Results Summary
Subarea 5D, Round 1

Sample Location	Sample ID	Analyte Name	Activity	MDC	TPU	RTL	Sample Depth (feet bgs)
5DN-00078	50160	Tm-171	0.331 U	22.9	7.68	72.4	1.00 - 5.00
5DN-00078	50160	U-233/234	0.758	0.0396	0.0702	2.02	1.00 - 5.00
5DN-00078	50160	U-235/236	0.0252	0.0114	0.0104	0.151	1.00 - 5.00
5DN-00078	50160	U-238	0.758	0.037	0.07	1.8	1.00 - 5.00
5DN-00079	50161	Ac-227	0.0686 U	0.186	0.0579	0.217	0.00 - 0.50
5DN-00079	50161	Am-241	0.0058	0.0052	0.0034	0.0454	0.00 - 0.50
5DN-00079	50161	Bi-212	1.08	0.154	0.0981	2.15	0.00 - 0.50
5DN-00079	50161	Bi-214	0.942	0.0282	0.0444	1.59	0.00 - 0.50
5DN-00079	50161	Cd-113m	12.6 U	124	40.6	3030	0.00 - 0.50
5DN-00079	50161	Cm-243/244	-0.0009 U	0.0156	0.0028	0.0443	0.00 - 0.50
5DN-00079	50161	Co-60	-0.0021 U	0.0164	0.0049	0.028	0.00 - 0.50
5DN-00079	50161	Cs-134	0.0044 U	0.0172	0.0059	0.0864	0.00 - 0.50
5DN-00079	50161	Cs-137	0.0183	0.0179	0.0068	0.207	0.00 - 0.50
5DN-00079	50161	Eu-152	-0.01 U	0.0445	0.0172	0.0566	0.00 - 0.50
5DN-00079	50161	Eu-154	-0.0497 UJ	0.0969	0.0315	0.15	0.00 - 0.50
5DN-00079	50161	Eu-155	0.0694 JS	0.0667	0.0265	0.231	0.00 - 0.50
5DN-00079	50161	H-3	5.21	7.65	2.44	11.9	0.00 - 0.50
5DN-00079	50161	Ho-166m	-0.008 U	0.0243	0.0077	0.0432	0.00 - 0.50
5DN-00079	50161	K-40	20.8	0.117	1.24	32.4	0.00 - 0.50
5DN-00079	50161	Na-22	-0.0159 UJ	0.0209	0.0075	0.037	0.00 - 0.50
5DN-00079	50161	Nb-94	0.0032 U	0.0144	0.0043	0.0214	0.00 - 0.50
5DN-00079	50161	Ni-59	0.715 U	4.69	1.29	5.96	0.00 - 0.50
5DN-00079	50161	Ni-63	0.0895 U	1.28	0.382	4.92	0.00 - 0.50
5DN-00079	50161	Np-236	-0.0124 U	0.0339	0.0108	0.047	0.00 - 0.50
5DN-00079	50161	Np-239	0.0136 U	0.122	0.0369	0.139	0.00 - 0.50
5DN-00079	50161	Pa-231	-0.382 U	0.737	0.246	0.936	0.00 - 0.50
5DN-00079	50161	Pb-212	1.78	0.0382	0.109	2.69	0.00 - 0.50
5DN-00079	50161	Pb-214	1.03	0.0311	0.0506	1.7	0.00 - 0.50
5DN-00079	50161	Pu-238	-0.0015 U	0.0267	0.0048	0.0415	0.00 - 0.50
5DN-00079	50161	Pu-239/240	0.0028 U	0.0305	0.0072	0.0404	0.00 - 0.50
5DN-00079	50161	Pu-244	-0.0073 U	0.0305	0.0054	0.0313	0.00 - 0.50
5DN-00079	50161	Sb-125	-0.0106 U	0.0483	0.0145	0.354	0.00 - 0.50
5DN-00079	50161	Sn-126	-0.002 U	0.0152	0.0046	0.0237	0.00 - 0.50
5DN-00079	50161	Sr-90	-0.0072 U	0.199	0.0512	0.485	0.00 - 0.50

Table A.2
Analytical Results Summary
Subarea 5D, Round 1

Sample Location	Sample ID	Analyte Name	Activity	MDC	TPU	RTL	Sample Depth (feet bgs)
5DN-00079	50161	Tc-99	-0.215 U	1.29	0.38	1.63	0.00 - 0.50
5DN-00079	50161	Th-228	1.53 J	0.149	0.161	3.98	0.00 - 0.50
5DN-00079	50161	Th-229	0.0622	0.0957	0.0322	0.145	0.00 - 0.50
5DN-00079	50161	Th-230	0.904	0.0824	0.104	2.2	0.00 - 0.50
5DN-00079	50161	Th-232	0.902	0.0651	0.103	3.1	0.00 - 0.50
5DN-00079	50161	Th-234	1.29	0.268	0.128	3.19	0.00 - 0.50
5DN-00079	50161	Tl-208	0.549	0.0187	0.0312	0.937	0.00 - 0.50
5DN-00079	50161	Tm-171	-6.7 U	13.1	4.9	72.4	0.00 - 0.50
5DN-00079	50161	U-233/234	0.785	0.0728	0.0837	2.02	0.00 - 0.50
5DN-00079	50161	U-235/236	0.0539	0.0497	0.0212	0.151	0.00 - 0.50
5DN-00079	50161	U-238	0.687	0.0461	0.0752	1.8	0.00 - 0.50
5DN-00079	50162	Ac-227	-0.0764 U	0.22	0.0682	0.217	1.00 - 5.00
5DN-00079	50162	Am-241	0.0012 U	0.0162	0.0036	0.0454	1.00 - 5.00
5DN-00079	50162	Bi-212	1.3	0.166	0.106	2.15	1.00 - 5.00
5DN-00079	50162	Bi-214	1.05	0.0322	0.0503	1.59	1.00 - 5.00
5DN-00079	50162	Cd-113m	17.8 U	148	47.2	3030	1.00 - 5.00
5DN-00079	50162	Cm-243/244	-0.0028 U	0.0246	0.0052	0.0443	1.00 - 5.00
5DN-00079	50162	Co-60	-0.0032 U	0.0203	0.006	0.028	1.00 - 5.00
5DN-00079	50162	Cs-134	0.0058 U	0.0185	0.0062	0.0864	1.00 - 5.00
5DN-00079	50162	Cs-137	-0.0012 U	0.0177	0.006	0.207	1.00 - 5.00
5DN-00079	50162	Eu-152	-0.0318 U	0.0505	0.0178	0.0566	1.00 - 5.00
5DN-00079	50162	Eu-154	-0.0524 U	0.108	0.0359	0.15	1.00 - 5.00
5DN-00079	50162	Eu-155	0.072 JS	0.0837	0.0303	0.231	1.00 - 5.00
5DN-00079	50162	H-3	1.32 U	8.69	2.45	11.9	1.00 - 5.00
5DN-00079	50162	Ho-166m	0.006 U	0.0276	0.0081	0.0432	1.00 - 5.00
5DN-00079	50162	K-40	18.7	0.137	1.1	32.4	1.00 - 5.00
5DN-00079	50162	Na-22	-0.0188 UJ	0.0229	0.0084	0.037	1.00 - 5.00
5DN-00079	50162	Nb-94	0.0026 U	0.0161	0.0047	0.0214	1.00 - 5.00
5DN-00079	50162	Ni-59	-1.01 U	3.9	1.12	5.96	1.00 - 5.00
5DN-00079	50162	Ni-63	-0.0253 U	1.52	0.449	4.92	1.00 - 5.00
5DN-00079	50162	Np-236	0.0076 U	0.0409	0.0126	0.047	1.00 - 5.00
5DN-00079	50162	Np-239	-0.103 UJ	0.14	0.0488	0.139	1.00 - 5.00
5DN-00079	50162	Pa-231	0.017 U	0.874	0.259	0.936	1.00 - 5.00
5DN-00079	50162	Pb-212	1.94	0.0451	0.129	2.69	1.00 - 5.00

Table A.2
Analytical Results Summary
Subarea 5D, Round 1

Sample Location	Sample ID	Analyte Name	Activity	MDC	TPU	RTL	Sample Depth (feet bgs)
5DN-00079	50162	Pb-214	1.19	0.037	0.0586	1.7	1.00 - 5.00
5DN-00079	50162	Pu-238	0.0116	0.0273	0.0083	0.0415	1.00 - 5.00
5DN-00079	50162	Pu-239/240	0.0017 UJ	0.0236	0.0052	0.0404	1.00 - 5.00
5DN-00079	50162	Pu-244	0	0.0081	0.003	0.0313	1.00 - 5.00
5DN-00079	50162	Sb-125	0.0289 JS	0.0563	0.0179	0.354	1.00 - 5.00
5DN-00079	50162	Sn-126	0.0006 U	0.0185	0.0054	0.0237	1.00 - 5.00
5DN-00079	50162	Sr-90	0.143 U	0.321	0.098	0.485	1.00 - 5.00
5DN-00079	50162	Tc-99	-0.267 U	1.19	0.349	1.63	1.00 - 5.00
5DN-00079	50162	Th-228	1.49	0.107	0.125	3.98	1.00 - 5.00
5DN-00079	50162	Th-229	0.0053 U	0.0638	0.0159	0.145	1.00 - 5.00
5DN-00079	50162	Th-230	0.805	0.0747	0.0775	2.2	1.00 - 5.00
5DN-00079	50162	Th-232	1.26	0.0491	0.101	3.1	1.00 - 5.00
5DN-00079	50162	Th-234	1.45 J	0.33	0.172	3.19	1.00 - 5.00
5DN-00079	50162	Tl-208	0.601	0.0206	0.0346	0.937	1.00 - 5.00
5DN-00079	50162	Tm-171	3.04 U	21	7.06	72.4	1.00 - 5.00
5DN-00079	50162	U-233/234	0.665	0.0281	0.0677	2.02	1.00 - 5.00
5DN-00079	50162	U-235/236	0.0277	0.0281	0.0122	0.151	1.00 - 5.00
5DN-00079	50162	U-238	0.806	0.0227	0.0781	1.8	1.00 - 5.00
5DN-00080	50163	Ac-227	0.107 J	0.207	0.0674	0.217	0.00 - 0.50
5DN-00080	50163	Am-241	0.0007 U	0.0158	0.0031	0.0454	0.00 - 0.50
5DN-00080	50163	Bi-212	1.21	0.159	0.0979	2.15	0.00 - 0.50
5DN-00080	50163	Bi-214	0.925	0.0291	0.0441	1.59	0.00 - 0.50
5DN-00080	50163	Cd-113m	-5.73 U	138	46	3030	0.00 - 0.50
5DN-00080	50163	Cm-243/244	0.004 U	0.0201	0.0051	0.0443	0.00 - 0.50
5DN-00080	50163	Co-60	0.0011 U	0.0188	0.0055	0.028	0.00 - 0.50
5DN-00080	50163	Cs-134	0.0043 U	0.0176	0.006	0.0864	0.00 - 0.50
5DN-00080	50163	Cs-137	0.0283	0.0169	0.0068	0.207	0.00 - 0.50
5DN-00080	50163	Eu-152	-0.0467 UJ	0.0493	0.0205	0.0566	0.00 - 0.50
5DN-00080	50163	Eu-154	-0.0401 UJ	0.0991	0.0311	0.15	0.00 - 0.50
5DN-00080	50163	Eu-155	0.063 JS	0.0784	0.0298	0.231	0.00 - 0.50
5DN-00080	50163	H-3	3.02 U	7.77	2.32	11.9	0.00 - 0.50
5DN-00080	50163	Ho-166m	-0.0068 U	0.0248	0.0077	0.0432	0.00 - 0.50
5DN-00080	50163	K-40	20.3	0.13	1.24	32.4	0.00 - 0.50
5DN-00080	50163	Na-22	0.0063 U	0.0232	0.0076	0.037	0.00 - 0.50

Table A.2
Analytical Results Summary
Subarea 5D, Round 1

Sample Location	Sample ID	Analyte Name	Activity	MDC	TPU	RTL	Sample Depth (feet bgs)
5DN-00080	50163	Nb-94	0.0127 J	0.0155	0.0054	0.0214	0.00 - 0.50
5DN-00080	50163	Ni-59	-0.61 U	4.92	1.42	5.96	0.00 - 0.50
5DN-00080	50163	Ni-63	-0.532 U	1.5	0.443	4.92	0.00 - 0.50
5DN-00080	50163	Np-236	0.0055 U	0.0394	0.0159	0.047	0.00 - 0.50
5DN-00080	50163	Np-239	-0.0037 U	0.135	0.0413	0.139	0.00 - 0.50
5DN-00080	50163	Pa-231	0.183 U	0.851	0.284	0.936	0.00 - 0.50
5DN-00080	50163	Pb-212	1.84	0.0419	0.113	2.69	0.00 - 0.50
5DN-00080	50163	Pb-214	1.08	0.0344	0.052	1.7	0.00 - 0.50
5DN-00080	50163	Pu-238	-0.0131 U	0.0536	0.0103	0.0415	0.00 - 0.50
5DN-00080	50163	Pu-239/240	0.0036 U	0.0389	0.0092	0.0404	0.00 - 0.50
5DN-00080	50163	Pu-244	0.0043	0.0117	0.0043	0.0313	0.00 - 0.50
5DN-00080	50163	Sb-125	-0.0174 U	0.0509	0.0157	0.354	0.00 - 0.50
5DN-00080	50163	Sn-126	-0.0016 U	0.0162	0.0049	0.0237	0.00 - 0.50
5DN-00080	50163	Sr-90	0.321	0.2	0.0827	0.485	0.00 - 0.50
5DN-00080	50163	Tc-99	-0.777 U	1.39	0.398	1.63	0.00 - 0.50
5DN-00080	50163	Th-228	1.59 J	0.203	0.17	3.98	0.00 - 0.50
5DN-00080	50163	Th-229	0.0635	0.0976	0.0329	0.145	0.00 - 0.50
5DN-00080	50163	Th-230	0.932	0.084	0.107	2.2	0.00 - 0.50
5DN-00080	50163	Th-232	0.974	0.0244	0.108	3.1	0.00 - 0.50
5DN-00080	50163	Th-234	1.32 J	0.316	0.149	3.19	0.00 - 0.50
5DN-00080	50163	Tl-208	0.545	0.0204	0.0307	0.937	0.00 - 0.50
5DN-00080	50163	Tm-171	-5.17 U	18.7	6.44	72.4	0.00 - 0.50
5DN-00080	50163	U-233/234	0.854	0.0608	0.0854	2.02	0.00 - 0.50
5DN-00080	50163	U-235/236	0.0665	0.0454	0.022	0.151	0.00 - 0.50
5DN-00080	50163	U-238	0.851	0.0544	0.0849	1.8	0.00 - 0.50
5DN-00080	50164	Ac-227	-0.106 U	0.275	0.0859	0.217	1.00 - 5.00
5DN-00080	50164	Am-241	-0.001 U	0.0175	0.0032	0.0454	1.00 - 5.00
5DN-00080	50164	Bi-212	1.38 J	0.257	0.143	2.15	1.00 - 5.00
5DN-00080	50164	Bi-214	1.18	0.047	0.063	1.59	1.00 - 5.00
5DN-00080	50164	Cd-113m	-93.8 U	180	58.5	3030	1.00 - 5.00
5DN-00080	50164	Cm-243/244	-0.001 U	0.0179	0.0033	0.0443	1.00 - 5.00
5DN-00080	50164	Co-60	0.0127 U	0.0321	0.0093	0.028	1.00 - 5.00
5DN-00080	50164	Cs-134	0.0029 U	0.0278	0.0092	0.0864	1.00 - 5.00
5DN-00080	50164	Cs-137	0.0039 U	0.0273	0.009	0.207	1.00 - 5.00

Table A.2
Analytical Results Summary
Subarea 5D, Round 1

Sample Location	Sample ID	Analyte Name	Activity	MDC	TPU	RTL	Sample Depth (feet bgs)
5DN-00080	50164	Eu-152	-0.0308 U	0.0708	0.0258	0.0566	1.00 - 5.00
5DN-00080	50164	Eu-154	-0.0347 U	0.167	0.0513	0.15	1.00 - 5.00
5DN-00080	50164	Eu-155	0.0567 JS	0.0962	0.0349	0.231	1.00 - 5.00
5DN-00080	50164	H-3	3.77 U	8.57	2.59	11.9	1.00 - 5.00
5DN-00080	50164	Ho-166m	-0.002 U	0.0434	0.0127	0.0432	1.00 - 5.00
5DN-00080	50164	K-40	19	0.236	1.11	32.4	1.00 - 5.00
5DN-00080	50164	Na-22	0.0156 U	0.0412	0.012	0.037	1.00 - 5.00
5DN-00080	50164	Nb-94	0.0199 JS	0.0264	0.0087	0.0214	1.00 - 5.00
5DN-00080	50164	Ni-59	1.19 U	5.92	1.65	5.96	1.00 - 5.00
5DN-00080	50164	Ni-63	-0.385 U	1.56	0.457	4.92	1.00 - 5.00
5DN-00080	50164	Np-236	-0.009 U	0.0475	0.0165	0.047	1.00 - 5.00
5DN-00080	50164	Np-239	-0.0166 U	0.181	0.0535	0.139	1.00 - 5.00
5DN-00080	50164	Pa-231	-0.657 U	1.13	0.401	0.936	1.00 - 5.00
5DN-00080	50164	Pb-212	2.01	0.0608	0.119	2.69	1.00 - 5.00
5DN-00080	50164	Pb-214	1.26	0.0521	0.0625	1.7	1.00 - 5.00
5DN-00080	50164	Pu-238	0.0028	0.0075	0.0028	0.0415	1.00 - 5.00
5DN-00080	50164	Pu-239/240	0	0.0075	0.0028	0.0404	1.00 - 5.00
5DN-00080	50164	Pu-244	0	0.0075	0.0028	0.0313	1.00 - 5.00
5DN-00080	50164	Sb-125	0.0318 U	0.0782	0.024	0.354	1.00 - 5.00
5DN-00080	50164	Sn-126	-0.001 U	0.0287	0.0084	0.0237	1.00 - 5.00
5DN-00080	50164	Sr-90	0.121 U	0.245	0.0754	0.485	1.00 - 5.00
5DN-00080	50164	Tc-99	-0.601 U	1.18	0.341	1.63	1.00 - 5.00
5DN-00080	50164	Th-228	1.42	0.0887	0.12	3.98	1.00 - 5.00
5DN-00080	50164	Th-229	0.032	0.0575	0.0186	0.145	1.00 - 5.00
5DN-00080	50164	Th-230	0.895	0.0495	0.0816	2.2	1.00 - 5.00
5DN-00080	50164	Th-232	0.998	0.0144	0.0867	3.1	1.00 - 5.00
5DN-00080	50164	Th-234	1.54 J	0.381	0.191	3.19	1.00 - 5.00
5DN-00080	50164	Tl-208	0.653	0.0314	0.0422	0.937	1.00 - 5.00
5DN-00080	50164	Tm-171	-13.4 U	19.4	7.36	72.4	1.00 - 5.00
5DN-00080	50164	U-233/234	0.673	0.0426	0.0749	2.02	1.00 - 5.00
5DN-00080	50164	U-235/236	0.0349	0.0158	0.0145	0.151	1.00 - 5.00
5DN-00080	50164	U-238	0.717	0.03	0.078	1.8	1.00 - 5.00
5DN-00081	50165	Ac-227	-0.0626 U	0.2	0.0614	0.217	0.00 - 0.50
5DN-00081	50165	Am-241	0.0012 U	0.0171	0.0038	0.0454	0.00 - 0.50

Table A.2
Analytical Results Summary
Subarea 5D, Round 1

Sample Location	Sample ID	Analyte Name	Activity	MDC	TPU	RTL	Sample Depth (feet bgs)
5DN-00081	50165	Bi-212	1.05	0.162	0.0935	2.15	0.00 - 0.50
5DN-00081	50165	Bi-214	0.857	0.0289	0.0421	1.59	0.00 - 0.50
5DN-00081	50165	Cd-113m	6.3 U	134	40.9	3030	0.00 - 0.50
5DN-00081	50165	Cm-243/244	-0.0026 U	0.0201	0.0036	0.0443	0.00 - 0.50
5DN-00081	50165	Co-60	0.0004 U	0.0186	0.0054	0.028	0.00 - 0.50
5DN-00081	50165	Cs-134	0.0059 U	0.0177	0.006	0.0864	0.00 - 0.50
5DN-00081	50165	Cs-137	0.0285 J	0.0194	0.0085	0.207	0.00 - 0.50
5DN-00081	50165	Eu-152	0.002 U	0.0493	0.0152	0.0566	0.00 - 0.50
5DN-00081	50165	Eu-154	-0.0214 UJ	0.0998	0.0358	0.15	0.00 - 0.50
5DN-00081	50165	Eu-155	0.084 JS	0.0756	0.0283	0.231	0.00 - 0.50
5DN-00081	50165	H-3	1.23 U	7.65	2.15	11.9	0.00 - 0.50
5DN-00081	50165	Ho-166m	-0.0102 U	0.0249	0.0079	0.0432	0.00 - 0.50
5DN-00081	50165	K-40	19	0.139	1.11	32.4	0.00 - 0.50
5DN-00081	50165	Na-22	-0.0063 U	0.0231	0.007	0.037	0.00 - 0.50
5DN-00081	50165	Nb-94	-0.0034 U	0.0146	0.0044	0.0214	0.00 - 0.50
5DN-00081	50165	Ni-59	0.15 U	4.31	1.19	5.96	0.00 - 0.50
5DN-00081	50165	Ni-63	-0.15 U	1.23	0.366	4.92	0.00 - 0.50
5DN-00081	50165	Np-236	-0.0055 U	0.0373	0.0116	0.047	0.00 - 0.50
5DN-00081	50165	Np-239	0.0304 U	0.133	0.0395	0.139	0.00 - 0.50
5DN-00081	50165	Pa-231	-0.621 UJ	0.788	0.3	0.936	0.00 - 0.50
5DN-00081	50165	Pb-212	1.82	0.041	0.121	2.69	0.00 - 0.50
5DN-00081	50165	Pb-214	0.983	0.0348	0.0494	1.7	0.00 - 0.50
5DN-00081	50165	Pu-238	-0.0077 U	0.0497	0.0111	0.0415	0.00 - 0.50
5DN-00081	50165	Pu-239/240	0.0044 U	0.022	0.0055	0.0404	0.00 - 0.50
5DN-00081	50165	Pu-244	0.0138 J	0.0094	0.007	0.0313	0.00 - 0.50
5DN-00081	50165	Sb-125	-0.0184 U	0.0505	0.0161	0.354	0.00 - 0.50
5DN-00081	50165	Sn-126	-0.0027 U	0.0159	0.0047	0.0237	0.00 - 0.50
5DN-00081	50165	Sr-90	0.248	0.246	0.0853	0.485	0.00 - 0.50
5DN-00081	50165	Tc-99	-0.372 U	1.34	0.39	1.63	0.00 - 0.50
5DN-00081	50165	Th-228	1.75	0.159	0.166	3.98	0.00 - 0.50
5DN-00081	50165	Th-229	0.0391	0.0575	0.0208	0.145	0.00 - 0.50
5DN-00081	50165	Th-230	0.756	0.0839	0.0886	2.2	0.00 - 0.50
5DN-00081	50165	Th-232	1.17	0.0211	0.113	3.1	0.00 - 0.50
5DN-00081	50165	Th-234	1.39 J	0.301	0.181	3.19	0.00 - 0.50

Table A.2
Analytical Results Summary
Subarea 5D, Round 1

Sample Location	Sample ID	Analyte Name	Activity	MDC	TPU	RTL	Sample Depth (feet bgs)
5DN-00081	50165	Tl-208	0.562	0.0197	0.0326	0.937	0.00 - 0.50
5DN-00081	50165	Tm-171	-1.98 U	19.8	6.69	72.4	0.00 - 0.50
5DN-00081	50165	U-233/234	0.644	0.0647	0.0738	2.02	0.00 - 0.50
5DN-00081	50165	U-235/236	0.0423	0.0509	0.0196	0.151	0.00 - 0.50
5DN-00081	50165	U-238	0.796	0.0412	0.0839	1.8	0.00 - 0.50
5DN-00081	50166	Ac-227	-0.0157 U	0.207	0.0613	0.217	1.00 - 5.00
5DN-00081	50166	Am-241	0.0035 U	0.0173	0.0045	0.0454	1.00 - 5.00
5DN-00081	50166	Bi-212	1	0.162	0.0927	2.15	1.00 - 5.00
5DN-00081	50166	Bi-214	0.908	0.0294	0.0432	1.59	1.00 - 5.00
5DN-00081	50166	Cd-113m	-48.3 U	132	41.3	3030	1.00 - 5.00
5DN-00081	50166	Cm-243/244	-0.0017 U	0.0196	0.004	0.0443	1.00 - 5.00
5DN-00081	50166	Co-60	0.0057 U	0.0193	0.0056	0.028	1.00 - 5.00
5DN-00081	50166	Cs-134	0.0073 U	0.0178	0.006	0.0864	1.00 - 5.00
5DN-00081	50166	Cs-137	0.0025 U	0.0178	0.006	0.207	1.00 - 5.00
5DN-00081	50166	Eu-152	-0.0072 U	0.0497	0.0156	0.0566	1.00 - 5.00
5DN-00081	50166	Eu-154	-0.0439 U	0.098	0.0321	0.15	1.00 - 5.00
5DN-00081	50166	Eu-155	0.0625 JS	0.0744	0.0244	0.231	1.00 - 5.00
5DN-00081	50166	H-3	5.64	8.46	2.68	11.9	1.00 - 5.00
5DN-00081	50166	Ho-166m	-0.0167 U	0.0255	0.0087	0.0432	1.00 - 5.00
5DN-00081	50166	K-40	17.6	0.121	1.03	32.4	1.00 - 5.00
5DN-00081	50166	Na-22	-0.003 UJ	0.0232	0.0068	0.037	1.00 - 5.00
5DN-00081	50166	Nb-94	0.0057 U	0.0154	0.0046	0.0214	1.00 - 5.00
5DN-00081	50166	Ni-59	-5.15 UJ	6.97	2.45	5.96	1.00 - 5.00
5DN-00081	50166	Ni-63	-0.0971 U	1.27	0.378	4.92	1.00 - 5.00
5DN-00081	50166	Np-236	-0.0144 U	0.037	0.0119	0.047	1.00 - 5.00
5DN-00081	50166	Np-239	0.0433 U	0.137	0.0413	0.139	1.00 - 5.00
5DN-00081	50166	Pa-231	-0.268 U	0.808	0.251	0.936	1.00 - 5.00
5DN-00081	50166	Pb-212	1.79	0.042	0.12	2.69	1.00 - 5.00
5DN-00081	50166	Pb-214	1.03	0.0343	0.052	1.7	1.00 - 5.00
5DN-00081	50166	Pu-238	-0.003 U	0.0453	0.0111	0.0415	1.00 - 5.00
5DN-00081	50166	Pu-239/240	0.0035 U	0.0175	0.0044	0.0404	1.00 - 5.00
5DN-00081	50166	Pu-244	0.0008 U	0.0175	0.0034	0.0313	1.00 - 5.00
5DN-00081	50166	Sb-125	0.0102 U	0.0522	0.0158	0.354	1.00 - 5.00
5DN-00081	50166	Sn-126	-0.0018 UJ	0.0164	0.0048	0.0237	1.00 - 5.00

Table A.2
Analytical Results Summary
Subarea 5D, Round 1

Sample Location	Sample ID	Analyte Name	Activity	MDC	TPU	RTL	Sample Depth (feet bgs)
5DN-00081	50166	Sr-90	0.114	0.175	0.057	0.485	1.00 - 5.00
5DN-00081	50166	Tc-99	-0.546 U	1.15	0.331	1.63	1.00 - 5.00
5DN-00081	50166	Th-228	1.42 J	0.18	0.16	3.98	1.00 - 5.00
5DN-00081	50166	Th-229	0.0376 UJ	0.133	0.0377	0.145	1.00 - 5.00
5DN-00081	50166	Th-230	0.741	0.0872	0.0954	2.2	1.00 - 5.00
5DN-00081	50166	Th-232	1.31	0.0689	0.134	3.1	1.00 - 5.00
5DN-00081	50166	Th-234	1.61 J	0.31	0.19	3.19	1.00 - 5.00
5DN-00081	50166	Tl-208	0.562	0.0202	0.0323	0.937	1.00 - 5.00
5DN-00081	50166	Tm-171	-11.7 U	19.5	7.26	72.4	1.00 - 5.00
5DN-00081	50166	U-233/234	0.708	0.0143	0.0801	2.02	1.00 - 5.00
5DN-00081	50166	U-235/236	0.0456	0.0177	0.0176	0.151	1.00 - 5.00
5DN-00081	50166	U-238	0.727	0.0143	0.0816	1.8	1.00 - 5.00
5DN-00082	50167	Ac-227	-0.0446 U	0.174	0.0521	0.217	0.00 - 0.50
5DN-00082	50167	Am-241	0.0101 U	0.0319	0.0091	0.0454	0.00 - 0.50
5DN-00082	50167	Bi-212	1.07	0.145	0.0875	2.15	0.00 - 0.50
5DN-00082	50167	Bi-214	0.789	0.0269	0.0381	1.59	0.00 - 0.50
5DN-00082	50167	Cd-113m	-9.12 U	118	35.5	3030	0.00 - 0.50
5DN-00082	50167	Cm-243/244	0.0003 U	0.0281	0.0063	0.0443	0.00 - 0.50
5DN-00082	50167	Co-60	-0.0055 U	0.0165	0.0052	0.028	0.00 - 0.50
5DN-00082	50167	Cs-134	0.0079 U	0.0168	0.0059	0.0864	0.00 - 0.50
5DN-00082	50167	Cs-137	0.0235	0.0152	0.006	0.207	0.00 - 0.50
5DN-00082	50167	Eu-152	-0.0059 U	0.0422	0.0135	0.0566	0.00 - 0.50
5DN-00082	50167	Eu-154	-0.0198 UJ	0.0965	0.0291	0.15	0.00 - 0.50
5DN-00082	50167	Eu-155	0.0902 JS	0.0657	0.0252	0.231	0.00 - 0.50
5DN-00082	50167	H-3	-0.294 U	7.65	2.03	11.9	0.00 - 0.50
5DN-00082	50167	Ho-166m	-0.0033 U	0.0234	0.0068	0.0432	0.00 - 0.50
5DN-00082	50167	K-40	20.1	0.107	1.13	32.4	0.00 - 0.50
5DN-00082	50167	Na-22	-0.0037 U	0.0215	0.0065	0.037	0.00 - 0.50
5DN-00082	50167	Nb-94	-0.004 U	0.0134	0.004	0.0214	0.00 - 0.50
5DN-00082	50167	Ni-59	-1.34 U	4.91	1.47	5.96	0.00 - 0.50
5DN-00082	50167	Ni-63	0.238 U	1.18	0.354	4.92	0.00 - 0.50
5DN-00082	50167	Np-236	-0.0035 U	0.0324	0.0099	0.047	0.00 - 0.50
5DN-00082	50167	Np-239	0.0015 U	0.117	0.0339	0.139	0.00 - 0.50
5DN-00082	50167	Pa-231	0.3 U	0.72	0.219	0.936	0.00 - 0.50

Table A.2
Analytical Results Summary
Subarea 5D, Round 1

Sample Location	Sample ID	Analyte Name	Activity	MDC	TPU	RTL	Sample Depth (feet bgs)
5DN-00082	50167	Pb-212	1.67	0.0371	0.0984	2.69	0.00 - 0.50
5DN-00082	50167	Pb-214	0.858	0.0304	0.0412	1.7	0.00 - 0.50
5DN-00082	50167	Pu-238	-0.0034 U	0.04	0.0089	0.0415	0.00 - 0.50
5DN-00082	50167	Pu-239/240	-0.0069 U	0.029	0.0051	0.0404	0.00 - 0.50
5DN-00082	50167	Pu-244	0.0064	0.0087	0.0046	0.0313	0.00 - 0.50
5DN-00082	50167	Sb-125	-0.0242 U	0.0441	0.0146	0.354	0.00 - 0.50
5DN-00082	50167	Sn-126	-0.004 U	0.0153	0.0046	0.0237	0.00 - 0.50
5DN-00082	50167	Sr-90	-0.0717 U	0.313	0.0774	0.485	0.00 - 0.50
5DN-00082	50167	Tc-99	-0.143 U	1.34	0.393	1.63	0.00 - 0.50
5DN-00082	50167	Th-228	1.59 J	0.167	0.173	3.98	0.00 - 0.50
5DN-00082	50167	Th-229	0.0398 U	0.107	0.0316	0.145	0.00 - 0.50
5DN-00082	50167	Th-230	1.02	0.0923	0.118	2.2	0.00 - 0.50
5DN-00082	50167	Th-232	1.4	0.0268	0.141	3.1	0.00 - 0.50
5DN-00082	50167	Th-234	1.41 J	0.258	0.148	3.19	0.00 - 0.50
5DN-00082	50167	Tl-208	0.52	0.0187	0.0295	0.937	0.00 - 0.50
5DN-00082	50167	Tm-171	-1.01 U	13.7	4.58	72.4	0.00 - 0.50
5DN-00082	50167	U-233/234	0.627	0.127	0.087	2.02	0.00 - 0.50
5DN-00082	50167	U-235/236	0.0478	0.0577	0.0233	0.151	0.00 - 0.50
5DN-00082	50167	U-238	0.917	0.0467	0.104	1.8	0.00 - 0.50
5DN-00082	50168	Ac-227	-0.0278 U	0.227	0.0681	0.217	1.00 - 5.00
5DN-00082	50168	Am-241	0.0074	0.0207	0.0061	0.0454	1.00 - 5.00
5DN-00082	50168	Bi-212	1.03 J	0.198	0.112	2.15	1.00 - 5.00
5DN-00082	50168	Bi-214	0.832	0.0356	0.0423	1.59	1.00 - 5.00
5DN-00082	50168	Cd-113m	4.34 U	153	47	3030	1.00 - 5.00
5DN-00082	50168	Cm-243/244	0.0028 UJ	0.0301	0.0071	0.0443	1.00 - 5.00
5DN-00082	50168	Co-60	0.0086 U	0.0251	0.0074	0.028	1.00 - 5.00
5DN-00082	50168	Cs-134	0.0094 U	0.0214	0.0073	0.0864	1.00 - 5.00
5DN-00082	50168	Cs-137	-0.0079 U	0.0208	0.0066	0.207	1.00 - 5.00
5DN-00082	50168	Eu-152	-0.0498 UJ	0.0556	0.0217	0.0566	1.00 - 5.00
5DN-00082	50168	Eu-154	-0.0631 U	0.121	0.0392	0.15	1.00 - 5.00
5DN-00082	50168	Eu-155	0.0627 JS	0.0885	0.0305	0.231	1.00 - 5.00
5DN-00082	50168	H-3	2.43 U	8.48	2.47	11.9	1.00 - 5.00
5DN-00082	50168	Ho-166m	0.001 U	0.0316	0.0093	0.0432	1.00 - 5.00
5DN-00082	50168	K-40	18.8	0.148	1.17	32.4	1.00 - 5.00

Table A.2
Analytical Results Summary
Subarea 5D, Round 1

Sample Location	Sample ID	Analyte Name	Activity	MDC	TPU	RTL	Sample Depth (feet bgs)
5DN-00082	50168	Na-22	-0.0089 U	0.0265	0.0083	0.037	1.00 - 5.00
5DN-00082	50168	Nb-94	0.001 U	0.0183	0.0054	0.0214	1.00 - 5.00
5DN-00082	50168	Ni-59	-0.208 U	4.89	1.33	5.96	1.00 - 5.00
5DN-00082	50168	Ni-63	0.645 U	1.49	0.455	4.92	1.00 - 5.00
5DN-00082	50168	Np-236	-0.014 U	0.0422	0.0135	0.047	1.00 - 5.00
5DN-00082	50168	Np-239	0.0256 U	0.152	0.0451	0.139	1.00 - 5.00
5DN-00082	50168	Pa-231	-0.0957 U	0.945	0.307	0.936	1.00 - 5.00
5DN-00082	50168	Pb-212	1.89	0.047	0.122	2.69	1.00 - 5.00
5DN-00082	50168	Pb-214	0.915	0.0409	0.0471	1.7	1.00 - 5.00
5DN-00082	50168	Pu-238	-0.0023 UJ	0.0201	0.0039	0.0415	1.00 - 5.00
5DN-00082	50168	Pu-239/240	-0.0042 UJ	0.0367	0.0078	0.0404	1.00 - 5.00
5DN-00082	50168	Pu-244	0	0.0085	0.0032	0.0313	1.00 - 5.00
5DN-00082	50168	Sb-125	0.0033 U	0.0598	0.0182	0.354	1.00 - 5.00
5DN-00082	50168	Sn-126	0.0043 U	0.0213	0.0063	0.0237	1.00 - 5.00
5DN-00082	50168	Sr-90	0.193 U	0.352	0.109	0.485	1.00 - 5.00
5DN-00082	50168	Tc-99	0.101 U	1.12	0.334	1.63	1.00 - 5.00
5DN-00082	50168	Th-228	1.48	0.134	0.123	3.98	1.00 - 5.00
5DN-00082	50168	Th-229	0.0247	0.0532	0.0164	0.145	1.00 - 5.00
5DN-00082	50168	Th-230	0.986	0.0458	0.0838	2.2	1.00 - 5.00
5DN-00082	50168	Th-232	1.07	0.0362	0.0881	3.1	1.00 - 5.00
5DN-00082	50168	Th-234	1.26 J	0.348	0.165	3.19	1.00 - 5.00
5DN-00082	50168	Tl-208	0.569	0.0239	0.034	0.937	1.00 - 5.00
5DN-00082	50168	Tm-171	2.76 U	23	7.72	72.4	1.00 - 5.00
5DN-00082	50168	U-233/234	0.714	0.0235	0.072	2.02	1.00 - 5.00
5DN-00082	50168	U-235/236	0.0573	0.036	0.0181	0.151	1.00 - 5.00
5DN-00082	50168	U-238	0.688	0.0291	0.0702	1.8	1.00 - 5.00
5DN-00083	50169	Ac-227	0.0233 U	0.195	0.0571	0.217	0.00 - 0.50
5DN-00083	50169	Am-241	-0.0009 U	0.0168	0.003	0.0454	0.00 - 0.50
5DN-00083	50169	Bi-212	1.04	0.173	0.102	2.15	0.00 - 0.50
5DN-00083	50169	Bi-214	0.952	0.0314	0.0457	1.59	0.00 - 0.50
5DN-00083	50169	Cd-113m	28.8 U	128	38	3030	0.00 - 0.50
5DN-00083	50169	Cm-243/244	-0.0004 U	0.0198	0.0041	0.0443	0.00 - 0.50
5DN-00083	50169	Co-60	0.0033 U	0.0211	0.0062	0.028	0.00 - 0.50
5DN-00083	50169	Cs-134	0.003 U	0.0186	0.0062	0.0864	0.00 - 0.50

Table A.2
Analytical Results Summary
Subarea 5D, Round 1

Sample Location	Sample ID	Analyte Name	Activity	MDC	TPU	RTL	Sample Depth (feet bgs)
5DN-00083	50169	Cs-137	0.0153	0.0202	0.0084	0.207	0.00 - 0.50
5DN-00083	50169	Eu-152	-0.037 U	0.0475	0.019	0.0566	0.00 - 0.50
5DN-00083	50169	Eu-154	-0.0902 UJ	0.102	0.038	0.15	0.00 - 0.50
5DN-00083	50169	Eu-155	0.0865 JS	0.0731	0.0313	0.231	0.00 - 0.50
5DN-00083	50169	H-3	2.27 U	7.64	2.23	11.9	0.00 - 0.50
5DN-00083	50169	Ho-166m	-0.0087 U	0.0264	0.0082	0.0432	0.00 - 0.50
5DN-00083	50169	K-40	19	0.15	1.17	32.4	0.00 - 0.50
5DN-00083	50169	Na-22	-0.012 U	0.0257	0.0084	0.037	0.00 - 0.50
5DN-00083	50169	Nb-94	0.0093 J	0.016	0.0051	0.0214	0.00 - 0.50
5DN-00083	50169	Ni-59	0.362 U	4.09	1.12	5.96	0.00 - 0.50
5DN-00083	50169	Ni-63	-0.546 U	1.43	0.421	4.92	0.00 - 0.50
5DN-00083	50169	Np-236	-0.0075 U	0.0353	0.0121	0.047	0.00 - 0.50
5DN-00083	50169	Np-239	-0.0308 U	0.123	0.0368	0.139	0.00 - 0.50
5DN-00083	50169	Pa-231	-0.0752 U	0.772	0.229	0.936	0.00 - 0.50
5DN-00083	50169	Pb-212	1.66	0.0401	0.0997	2.69	0.00 - 0.50
5DN-00083	50169	Pb-214	1.03	0.0338	0.0498	1.7	0.00 - 0.50
5DN-00083	50169	Pu-238	0.0043 U	0.0213	0.0053	0.0415	0.00 - 0.50
5DN-00083	50169	Pu-239/240	0.0037 U	0.0334	0.0082	0.0404	0.00 - 0.50
5DN-00083	50169	Pu-244	0.0085 U	0.0262	0.0075	0.0313	0.00 - 0.50
5DN-00083	50169	Sb-125	-0.0124 U	0.0485	0.0151	0.354	0.00 - 0.50
5DN-00083	50169	Sn-126	-0.0011 U	0.0172	0.0051	0.0237	0.00 - 0.50
5DN-00083	50169	Sr-90	0.0889 U	0.257	0.0767	0.485	0.00 - 0.50
5DN-00083	50169	Tc-99	-0.727 U	1.37	0.394	1.63	0.00 - 0.50
5DN-00083	50169	Th-228	1.62	0.0888	0.143	3.98	0.00 - 0.50
5DN-00083	50169	Th-229	0.0064 U	0.0966	0.0249	0.145	0.00 - 0.50
5DN-00083	50169	Th-230	0.757	0.0771	0.0813	2.2	0.00 - 0.50
5DN-00083	50169	Th-232	1.07	0.0689	0.1	3.1	0.00 - 0.50
5DN-00083	50169	Th-234	1.49 J	0.289	0.165	3.19	0.00 - 0.50
5DN-00083	50169	Tl-208	0.541	0.021	0.0315	0.937	0.00 - 0.50
5DN-00083	50169	Tm-171	-7.1 U	17.5	6.01	72.4	0.00 - 0.50
5DN-00083	50169	U-233/234	0.912	0.113	0.104	2.02	0.00 - 0.50
5DN-00083	50169	U-235/236	0.0579	0.0224	0.0223	0.151	0.00 - 0.50
5DN-00083	50169	U-238	0.799	0.0427	0.0917	1.8	0.00 - 0.50
5DN-00083	50170	Ac-227	0.0005 U	0.187	0.0564	0.217	1.00 - 5.00

Table A.2
Analytical Results Summary
Subarea 5D, Round 1

Sample Location	Sample ID	Analyte Name	Activity	MDC	TPU	RTL	Sample Depth (feet bgs)
5DN-00083	50170	Am-241	0.0266	0.0222	0.0095	0.0454	1.00 - 5.00
5DN-00083	50170	Bi-212	0.959	0.148	0.0875	2.15	1.00 - 5.00
5DN-00083	50170	Bi-214	0.823	0.0302	0.0403	1.59	1.00 - 5.00
5DN-00083	50170	Cd-113m	24.7 U	128	40	3030	1.00 - 5.00
5DN-00083	50170	Cm-243/244	-0.003 U	0.0355	0.0083	0.0443	1.00 - 5.00
5DN-00083	50170	Co-60	0.001 U	0.0184	0.0053	0.028	1.00 - 5.00
5DN-00083	50170	Cs-134	-0.0097 U	0.0158	0.0061	0.0864	1.00 - 5.00
5DN-00083	50170	Cs-137	0.0069 U	0.0172	0.0059	0.207	1.00 - 5.00
5DN-00083	50170	Eu-152	0.0197 U	0.0489	0.0174	0.0566	1.00 - 5.00
5DN-00083	50170	Eu-154	-0.0676 UJ	0.0958	0.0331	0.15	1.00 - 5.00
5DN-00083	50170	Eu-155	0.0722 JS	0.069	0.0243	0.231	1.00 - 5.00
5DN-00083	50170	H-3	3.16	6.51	1.98	11.9	1.00 - 5.00
5DN-00083	50170	Ho-166m	0.0015 U	0.0266	0.0079	0.0432	1.00 - 5.00
5DN-00083	50170	K-40	17.8	0.122	1	32.4	1.00 - 5.00
5DN-00083	50170	Na-22	0.0009 U	0.0221	0.0064	0.037	1.00 - 5.00
5DN-00083	50170	Nb-94	0.0065 U	0.0162	0.0049	0.0214	1.00 - 5.00
5DN-00083	50170	Ni-59	-0.776 U	3.84	1.08	5.96	1.00 - 5.00
5DN-00083	50170	Ni-63	-0.414 U	1.1	0.324	4.92	1.00 - 5.00
5DN-00083	50170	Np-236	-0.0183 U	0.036	0.0115	0.047	1.00 - 5.00
5DN-00083	50170	Np-239	0.0105 U	0.129	0.0388	0.139	1.00 - 5.00
5DN-00083	50170	Pa-231	0.125 U	0.796	0.241	0.936	1.00 - 5.00
5DN-00083	50170	Pb-212	1.59	0.0362	0.093	2.69	1.00 - 5.00
5DN-00083	50170	Pb-214	0.847	0.0326	0.0414	1.7	1.00 - 5.00
5DN-00083	50170	Pu-238	-0.0052 U	0.0218	0.0038	0.0415	1.00 - 5.00
5DN-00083	50170	Pu-239/240	0.002 U	0.0217	0.0051	0.0404	1.00 - 5.00
5DN-00083	50170	Pu-244	0.0048	0.0065	0.0034	0.0313	1.00 - 5.00
5DN-00083	50170	Sb-125	-0.0016 U	0.0464	0.0135	0.354	1.00 - 5.00
5DN-00083	50170	Sn-126	0.005 U	0.0177	0.0053	0.0237	1.00 - 5.00
5DN-00083	50170	Sr-90	0.0647 U	0.267	0.0768	0.485	1.00 - 5.00
5DN-00083	50170	Tc-99	-0.166 U	1.04	0.305	1.63	1.00 - 5.00
5DN-00083	50170	Th-228	1.64	0.0217	0.15	3.98	1.00 - 5.00
5DN-00083	50170	Th-229	0.0139	0.0189	0.0099	0.145	1.00 - 5.00
5DN-00083	50170	Th-230	0.821	0.0512	0.0901	2.2	1.00 - 5.00
5DN-00083	50170	Th-232	1.32	0.0188	0.123	3.1	1.00 - 5.00

Table A.2
Analytical Results Summary
Subarea 5D, Round 1

Sample Location	Sample ID	Analyte Name	Activity	MDC	TPU	RTL	Sample Depth (feet bgs)
5DN-00083	50170	Th-234	1.5	0.289	0.149	3.19	1.00 - 5.00
5DN-00083	50170	Tl-208	0.511	0.0186	0.0299	0.937	1.00 - 5.00
5DN-00083	50170	Tm-171	-6.23 U	13.7	5.08	72.4	1.00 - 5.00
5DN-00083	50170	U-233/234	0.727	0.0346	0.0828	2.02	1.00 - 5.00
5DN-00083	50170	U-235/236	0.0537	0.0182	0.0194	0.151	1.00 - 5.00
5DN-00083	50170	U-238	0.81	0.0147	0.0892	1.8	1.00 - 5.00
5DN-00084	50171	Ac-227	-0.104 U	0.238	0.0755	0.217	0.00 - 0.50
5DN-00084	50171	Am-241	0.0018 U	0.0198	0.0047	0.0454	0.00 - 0.50
5DN-00084	50171	Bi-212	1.18 J	0.236	0.128	2.15	0.00 - 0.50
5DN-00084	50171	Bi-214	0.969	0.0435	0.0514	1.59	0.00 - 0.50
5DN-00084	50171	Cd-113m	-54.7 U	167	53.3	3030	0.00 - 0.50
5DN-00084	50171	Cm-243/244	0.0035 U	0.0177	0.0045	0.0443	0.00 - 0.50
5DN-00084	50171	Co-60	-0.0241 UJ	0.0238	0.0096	0.028	0.00 - 0.50
5DN-00084	50171	Cs-134	0.0066 U	0.0263	0.0087	0.0864	0.00 - 0.50
5DN-00084	50171	Cs-137	0.0326	0.0253	0.0091	0.207	0.00 - 0.50
5DN-00084	50171	Eu-152	-0.0279 U	0.062	0.0227	0.0566	0.00 - 0.50
5DN-00084	50171	Eu-154	-0.112 UJ	0.137	0.0513	0.15	0.00 - 0.50
5DN-00084	50171	Eu-155	0.0974 JS	0.0877	0.0348	0.231	0.00 - 0.50
5DN-00084	50171	H-3	2.51 U	7.52	2.22	11.9	0.00 - 0.50
5DN-00084	50171	Ho-166m	0.0114 U	0.0404	0.0119	0.0432	0.00 - 0.50
5DN-00084	50171	K-40	18.4	0.199	1.07	32.4	0.00 - 0.50
5DN-00084	50171	Na-22	-0.0204 U	0.0315	0.0108	0.037	0.00 - 0.50
5DN-00084	50171	Nb-94	0.0028 U	0.0215	0.0063	0.0214	0.00 - 0.50
5DN-00084	50171	Ni-59	0.872 U	4.4	1.21	5.96	0.00 - 0.50
5DN-00084	50171	Ni-63	-0.473 U	1.42	0.418	4.92	0.00 - 0.50
5DN-00084	50171	Np-236	0.0056 U	0.0427	0.0131	0.047	0.00 - 0.50
5DN-00084	50171	Np-239	0.0462 U	0.159	0.0475	0.139	0.00 - 0.50
5DN-00084	50171	Pa-231	0.127 U	1.01	0.299	0.936	0.00 - 0.50
5DN-00084	50171	Pb-212	1.8	0.0553	0.107	2.69	0.00 - 0.50
5DN-00084	50171	Pb-214	1.05	0.0441	0.053	1.7	0.00 - 0.50
5DN-00084	50171	Pu-238	0.0038	0.0103	0.0038	0.0415	0.00 - 0.50
5DN-00084	50171	Pu-239/240	-0.0061 U	0.0412	0.0081	0.0404	0.00 - 0.50
5DN-00084	50171	Pu-244	0.0086	0.0241	0.0071	0.0313	0.00 - 0.50
5DN-00084	50171	Sb-125	0.0203 U	0.0705	0.0214	0.354	0.00 - 0.50

Table A.2
Analytical Results Summary
Subarea 5D, Round 1

Sample Location	Sample ID	Analyte Name	Activity	MDC	TPU	RTL	Sample Depth (feet bgs)
5DN-00084	50171	Sn-126	0.0055 U	0.0248	0.0072	0.0237	0.00 - 0.50
5DN-00084	50171	Sr-90	-0.0105 U	0.193	0.0509	0.485	0.00 - 0.50
5DN-00084	50171	Tc-99	-0.415 U	1.4	0.406	1.63	0.00 - 0.50
5DN-00084	50171	Th-228	1.49	0.165	0.15	3.98	0.00 - 0.50
5DN-00084	50171	Th-229	0.0694	0.0568	0.0258	0.145	0.00 - 0.50
5DN-00084	50171	Th-230	0.869	0.0566	0.0943	2.2	0.00 - 0.50
5DN-00084	50171	Th-232	1.03	0.0712	0.105	3.1	0.00 - 0.50
5DN-00084	50171	Th-234	1.55 J	0.335	0.185	3.19	0.00 - 0.50
5DN-00084	50171	Tl-208	0.605	0.0288	0.0396	0.937	0.00 - 0.50
5DN-00084	50171	Tm-171	-11.2 U	17.2	6.45	72.4	0.00 - 0.50
5DN-00084	50171	U-233/234	0.746	0.0502	0.082	2.02	0.00 - 0.50
5DN-00084	50171	U-235/236	0.0607	0.0621	0.0246	0.151	0.00 - 0.50
5DN-00084	50171	U-238	0.814	0.0438	0.0868	1.8	0.00 - 0.50
5DN-00084	50172	Ac-227	0.0501 U	0.205	0.0625	0.217	1.00 - 5.00
5DN-00084	50172	Am-241	0.0063	0.0057	0.0037	0.0454	1.00 - 5.00
5DN-00084	50172	Bi-212	1.14	0.171	0.0998	2.15	1.00 - 5.00
5DN-00084	50172	Bi-214	1.1	0.031	0.0519	1.59	1.00 - 5.00
5DN-00084	50172	Cd-113m	-20.7 U	138	43.7	3030	1.00 - 5.00
5DN-00084	50172	Cm-243/244	0.012	0.017	0.0061	0.0443	1.00 - 5.00
5DN-00084	50172	Co-60	-0.0016 U	0.0195	0.0058	0.028	1.00 - 5.00
5DN-00084	50172	Cs-134	-0.0032 U	0.0185	0.0065	0.0864	1.00 - 5.00
5DN-00084	50172	Cs-137	0.0039 U	0.0183	0.0063	0.207	1.00 - 5.00
5DN-00084	50172	Eu-152	-0.0237 U	0.0499	0.0223	0.0566	1.00 - 5.00
5DN-00084	50172	Eu-154	-0.0323 U	0.105	0.0322	0.15	1.00 - 5.00
5DN-00084	50172	Eu-155	0.0856 JS	0.0732	0.0291	0.231	1.00 - 5.00
5DN-00084	50172	H-3	-1.18 U	8.59	2.27	11.9	1.00 - 5.00
5DN-00084	50172	Ho-166m	-0.0117 U	0.0271	0.0088	0.0432	1.00 - 5.00
5DN-00084	50172	K-40	20.9	0.149	1.25	32.4	1.00 - 5.00
5DN-00084	50172	Na-22	0.0087 UJ	0.0251	0.0075	0.037	1.00 - 5.00
5DN-00084	50172	Nb-94	-0.0012 U	0.0163	0.0049	0.0214	1.00 - 5.00
5DN-00084	50172	Ni-59	1.13 U	8.02	2.2	5.96	1.00 - 5.00
5DN-00084	50172	Ni-63	-0.844 U	1.56	0.455	4.92	1.00 - 5.00
5DN-00084	50172	Np-236	-0.0227 U	0.0377	0.0128	0.047	1.00 - 5.00
5DN-00084	50172	Np-239	-0.0481 U	0.135	0.0426	0.139	1.00 - 5.00

Table A.2
Analytical Results Summary
Subarea 5D, Round 1

Sample Location	Sample ID	Analyte Name	Activity	MDC	TPU	RTL	Sample Depth (feet bgs)
5DN-00084	50172	Pa-231	-0.484 U	0.832	0.292	0.936	1.00 - 5.00
5DN-00084	50172	Pb-212	1.98	0.0414	0.121	2.69	1.00 - 5.00
5DN-00084	50172	Pb-214	1.21	0.0353	0.06	1.7	1.00 - 5.00
5DN-00084	50172	Pu-238	0.0082 UJ	0.0372	0.01	0.0415	1.00 - 5.00
5DN-00084	50172	Pu-239/240	0.0029 UJ	0.0307	0.0072	0.0404	1.00 - 5.00
5DN-00084	50172	Pu-244	0.0034	0.0092	0.0034	0.0313	1.00 - 5.00
5DN-00084	50172	Sb-125	0.0048 U	0.0549	0.016	0.354	1.00 - 5.00
5DN-00084	50172	Sn-126	-0.0128 UJ	0.0177	0.0063	0.0237	1.00 - 5.00
5DN-00084	50172	Sr-90	-0.0501 U	0.259	0.0651	0.485	1.00 - 5.00
5DN-00084	50172	Tc-99	-0.31 U	1.14	0.332	1.63	1.00 - 5.00
5DN-00084	50172	Th-228	1.63	0.137	0.155	3.98	1.00 - 5.00
5DN-00084	50172	Th-229	0.0458	0.0917	0.0287	0.145	1.00 - 5.00
5DN-00084	50172	Th-230	1.03	0.082	0.105	2.2	1.00 - 5.00
5DN-00084	50172	Th-232	1.47	0.0206	0.13	3.1	1.00 - 5.00
5DN-00084	50172	Th-234	1.68	0.309	0.163	3.19	1.00 - 5.00
5DN-00084	50172	Tl-208	0.625	0.0202	0.0351	0.937	1.00 - 5.00
5DN-00084	50172	Tm-171	-5.93 U	14.8	5.41	72.4	1.00 - 5.00
5DN-00084	50172	U-233/234	0.699	0.0136	0.078	2.02	1.00 - 5.00
5DN-00084	50172	U-235/236	0.0204	0.0395	0.0133	0.151	1.00 - 5.00
5DN-00084	50172	U-238	0.664	0.032	0.0755	1.8	1.00 - 5.00
5DN-00085	50173	Ac-227	-0.153 U	0.237	0.08	0.217	1.00 - 3.50
5DN-00085	50173	Am-241	0.0088	0.006	0.0044	0.0454	1.00 - 3.50
5DN-00085	50173	Bi-212	0.994 J	0.217	0.138	2.15	1.00 - 3.50
5DN-00085	50173	Bi-214	0.977	0.0415	0.0522	1.59	1.00 - 3.50
5DN-00085	50173	Cd-113m	-23.8 U	160	47.8	3030	1.00 - 3.50
5DN-00085	50173	Cm-243/244	-0.0058 U	0.0245	0.0043	0.0443	1.00 - 3.50
5DN-00085	50173	Co-60	-0.0014 U	0.0272	0.0079	0.028	1.00 - 3.50
5DN-00085	50173	Cs-134	-0.004 U	0.0239	0.0081	0.0864	1.00 - 3.50
5DN-00085	50173	Cs-137	-0.0006 U	0.0235	0.0079	0.207	1.00 - 3.50
5DN-00085	50173	Eu-152	-0.0219 U	0.0609	0.0218	0.0566	1.00 - 3.50
5DN-00085	50173	Eu-154	-0.0091 U	0.147	0.0441	0.15	1.00 - 3.50
5DN-00085	50173	Eu-155	0.0245 U	0.0849	0.0263	0.231	1.00 - 3.50
5DN-00085	50173	H-3	1.61 U	6.43	1.87	11.9	1.00 - 3.50
5DN-00085	50173	Ho-166m	-0.0209 U	0.0365	0.0122	0.0432	1.00 - 3.50

Table A.2
Analytical Results Summary
Subarea 5D, Round 1

Sample Location	Sample ID	Analyte Name	Activity	MDC	TPU	RTL	Sample Depth (feet bgs)
5DN-00085	50173	K-40	18.2	0.207	1.05	32.4	1.00 - 3.50
5DN-00085	50173	Na-22	-0.0021 U	0.034	0.0099	0.037	1.00 - 3.50
5DN-00085	50173	Nb-94	0.0081 U	0.0219	0.0065	0.0214	1.00 - 3.50
5DN-00085	50173	Ni-59	-0.371 U	4.36	1.24	5.96	1.00 - 3.50
5DN-00085	50173	Ni-63	-0.0063 U	1.2	0.359	4.92	1.00 - 3.50
5DN-00085	50173	Np-236	-0.0063 U	0.0428	0.0132	0.047	1.00 - 3.50
5DN-00085	50173	Np-239	-0.111 UJ	0.157	0.0539	0.139	1.00 - 3.50
5DN-00085	50173	Pa-231	-0.558 U	1	0.331	0.936	1.00 - 3.50
5DN-00085	50173	Pb-212	1.66	0.0523	0.0987	2.69	1.00 - 3.50
5DN-00085	50173	Pb-214	1.05	0.0444	0.0534	1.7	1.00 - 3.50
5DN-00085	50173	Pu-238	0	0.006	0.0022	0.0415	1.00 - 3.50
5DN-00085	50173	Pu-239/240	-0.0035 U	0.024	0.0047	0.0404	1.00 - 3.50
5DN-00085	50173	Pu-244	-0.0016 U	0.014	0.0027	0.0313	1.00 - 3.50
5DN-00085	50173	Sb-125	-0.0434 U	0.0653	0.0229	0.354	1.00 - 3.50
5DN-00085	50173	Sn-126	0.0064 U	0.0251	0.0073	0.0237	1.00 - 3.50
5DN-00085	50173	Sr-90	0.0524 U	0.376	0.107	0.485	1.00 - 3.50
5DN-00085	50173	Tc-99	-0.31 U	0.792	0.215	1.63	1.00 - 3.50
5DN-00085	50173	Th-228	1.47	0.109	0.118	3.98	1.00 - 3.50
5DN-00085	50173	Th-229	0.0141 U	0.0435	0.0124	0.145	1.00 - 3.50
5DN-00085	50173	Th-230	0.757	0.0503	0.07	2.2	1.00 - 3.50
5DN-00085	50173	Th-232	1.3	0.056	0.0993	3.1	1.00 - 3.50
5DN-00085	50173	Th-234	1.46 J	0.322	0.165	3.19	1.00 - 3.50
5DN-00085	50173	Tl-208	0.557	0.0264	0.0361	0.937	1.00 - 3.50
5DN-00085	50173	Tm-171	-14.6 UJ	16.8	6.74	72.4	1.00 - 3.50
5DN-00085	50173	U-233/234	0.644	0.0265	0.0619	2.02	1.00 - 3.50
5DN-00085	50173	U-235/236	0.0481	0.0328	0.0159	0.151	1.00 - 3.50
5DN-00085	50173	U-238	0.727	0.0091	0.0673	1.8	1.00 - 3.50
5DN-00086	50174	Ac-227	-0.102 U	0.196	0.0641	0.217	0.00 - 0.50
5DN-00086	50174	Am-241	0.0073	0.0141	0.0047	0.0454	0.00 - 0.50
5DN-00086	50174	Bi-212	1.01	0.165	0.0888	2.15	0.00 - 0.50
5DN-00086	50174	Bi-214	1.12	0.0309	0.0524	1.59	0.00 - 0.50
5DN-00086	50174	Cd-113m	-75.9 U	132	45.3	3030	0.00 - 0.50
5DN-00086	50174	Cm-243/244	-0.0092 U	0.0282	0.0049	0.0443	0.00 - 0.50
5DN-00086	50174	Co-60	0.0053 U	0.0198	0.0059	0.028	0.00 - 0.50

Table A.2
Analytical Results Summary
Subarea 5D, Round 1

Sample Location	Sample ID	Analyte Name	Activity	MDC	TPU	RTL	Sample Depth (feet bgs)
5DN-00086	50174	Cs-134	0.0111 SJ	0.0188	0.0065	0.0864	0.00 - 0.50
5DN-00086	50174	Cs-137	-0.0005 U	0.0186	0.0054	0.207	0.00 - 0.50
5DN-00086	50174	Eu-152	-0.0175 U	0.0494	0.0161	0.0566	0.00 - 0.50
5DN-00086	50174	Eu-154	-0.0348 U	0.102	0.032	0.15	0.00 - 0.50
5DN-00086	50174	Eu-155	0.0719 SJ	0.0735	0.0236	0.231	0.00 - 0.50
5DN-00086	50174	H-3	4.11	7.58	2.34	11.9	0.00 - 0.50
5DN-00086	50174	Ho-166m	0.0023 U	0.027	0.0078	0.0432	0.00 - 0.50
5DN-00086	50174	K-40	21.2	0.127	1.22	32.4	0.00 - 0.50
5DN-00086	50174	Na-22	-0.0031 U	0.0238	0.0072	0.037	0.00 - 0.50
5DN-00086	50174	Nb-94	0.0139 SJ	0.0168	0.0057	0.0214	0.00 - 0.50
5DN-00086	50174	Ni-59	-1.25 UJ	5.95	2.02	5.96	0.00 - 0.50
5DN-00086	50174	Ni-63	-0.329 U	1.34	0.397	4.92	0.00 - 0.50
5DN-00086	50174	Np-236	-0.0016 U	0.0374	0.0109	0.047	0.00 - 0.50
5DN-00086	50174	Np-239	0.0455 U	0.134	0.041	0.139	0.00 - 0.50
5DN-00086	50174	Pa-231	0.0827 U	0.808	0.249	0.936	0.00 - 0.50
5DN-00086	50174	Pb-212	1.88	0.04	0.119	2.69	0.00 - 0.50
5DN-00086	50174	Pb-214	1.23	0.0347	0.0601	1.7	0.00 - 0.50
5DN-00086	50174	Pu-238	0.0037	0.0101	0.0037	0.0415	0.00 - 0.50
5DN-00086	50174	Pu-239/240	-0.0043 U	0.0336	0.0059	0.0404	0.00 - 0.50
5DN-00086	50174	Pu-244	-0.0016 U	0.0293	0.0053	0.0313	0.00 - 0.50
5DN-00086	50174	Sb-125	-0.0097 U	0.0496	0.0153	0.354	0.00 - 0.50
5DN-00086	50174	Sn-126	-0.0012 U	0.0172	0.005	0.0237	0.00 - 0.50
5DN-00086	50174	Sr-90	0.187	0.307	0.0973	0.485	0.00 - 0.50
5DN-00086	50174	Tc-99	-0.277 U	0.915	0.251	1.63	0.00 - 0.50
5DN-00086	50174	Th-228	1.66 J	0.192	0.161	3.98	0.00 - 0.50
5DN-00086	50174	Th-229	0.0224	0.0551	0.0168	0.145	0.00 - 0.50
5DN-00086	50174	Th-230	0.926	0.0897	0.0984	2.2	0.00 - 0.50
5DN-00086	50174	Th-232	1.27	0.0691	0.119	3.1	0.00 - 0.50
5DN-00086	50174	Th-234	1.53	0.3	0.151	3.19	0.00 - 0.50
5DN-00086	50174	Tl-208	0.587	0.0199	0.0341	0.937	0.00 - 0.50
5DN-00086	50174	Tm-171	1.4 U	15.3	5.31	72.4	0.00 - 0.50
5DN-00086	50174	U-233/234	0.806	0.0533	0.0853	2.02	0.00 - 0.50
5DN-00086	50174	U-235/236	0.0873	0.0419	0.0257	0.151	0.00 - 0.50
5DN-00086	50174	U-238	0.771	0.0144	0.0819	1.8	0.00 - 0.50

Table A.2
Analytical Results Summary
Subarea 5D, Round 1

Sample Location	Sample ID	Analyte Name	Activity	MDC	TPU	RTL	Sample Depth (feet bgs)
5DN-00086	50175	Ac-227	0.0439 U	0.18	0.0554	0.217	1.00 - 5.00
5DN-00086	50175	Am-241	0.001 U	0.0554	0.0135	0.0454	1.00 - 5.00
5DN-00086	50175	Bi-212	1.16	0.165	0.106	2.15	1.00 - 5.00
5DN-00086	50175	Bi-214	1.02	0.0298	0.0509	1.59	1.00 - 5.00
5DN-00086	50175	Cd-113m	1.17 U	116	35.6	3030	1.00 - 5.00
5DN-00086	50175	Cm-243/244	0.001 U	0.0568	0.0138	0.0443	1.00 - 5.00
5DN-00086	50175	Co-60	0.0003 U	0.0198	0.0057	0.028	1.00 - 5.00
5DN-00086	50175	Cs-134	0.0056 U	0.0183	0.0063	0.0864	1.00 - 5.00
5DN-00086	50175	Cs-137	-0.0023 U	0.02	0.0057	0.207	1.00 - 5.00
5DN-00086	50175	Eu-152	0.0134 U	0.0462	0.0163	0.0566	1.00 - 5.00
5DN-00086	50175	Eu-154	-0.0164 U	0.113	0.0342	0.15	1.00 - 5.00
5DN-00086	50175	Eu-155	0.0485 SJ	0.0586	0.0202	0.231	1.00 - 5.00
5DN-00086	50175	H-3	2.8 U	7.51	2.23	11.9	1.00 - 5.00
5DN-00086	50175	Ho-166m	-0.013 U	0.0271	0.0086	0.0432	1.00 - 5.00
5DN-00086	50175	K-40	18	0.141	0.979	32.4	1.00 - 5.00
5DN-00086	50175	Na-22	-0.0002 U	0.0257	0.0074	0.037	1.00 - 5.00
5DN-00086	50175	Nb-94	-0.0006 U	0.0165	0.0048	0.0214	1.00 - 5.00
5DN-00086	50175	Ni-59	-0.346 UJ	5.78	1.64	5.96	1.00 - 5.00
5DN-00086	50175	Ni-63	-0.0022 U	1.3	0.388	4.92	1.00 - 5.00
5DN-00086	50175	Np-236	-0.0136 U	0.0287	0.009	0.047	1.00 - 5.00
5DN-00086	50175	Np-239	-0.0828 UJ	0.113	0.0402	0.139	1.00 - 5.00
5DN-00086	50175	Pa-231	0.0716 U	0.73	0.236	0.936	1.00 - 5.00
5DN-00086	50175	Pb-212	1.77	0.035	0.099	2.69	1.00 - 5.00
5DN-00086	50175	Pb-214	1.11	0.0316	0.0536	1.7	1.00 - 5.00
5DN-00086	50175	Pu-238	0.0031	0.0083	0.0031	0.0415	1.00 - 5.00
5DN-00086	50175	Pu-239/240	0.0059 U	0.0376	0.0099	0.0404	1.00 - 5.00
5DN-00086	50175	Pu-244	0.003	0.0082	0.003	0.0313	1.00 - 5.00
5DN-00086	50175	Sb-125	-0.0341 UJ	0.0473	0.0166	0.354	1.00 - 5.00
5DN-00086	50175	Sn-126	-0.0016 U	0.0176	0.0051	0.0237	1.00 - 5.00
5DN-00086	50175	Sr-90	-0.0739 U	0.312	0.082	0.485	1.00 - 5.00
5DN-00086	50175	Tc-99	-0.113 U	0.943	0.266	1.63	1.00 - 5.00
5DN-00086	50175	Th-228	1.2	0.162	0.129	3.98	1.00 - 5.00
5DN-00086	50175	Th-229	0.0294	0.0815	0.0238	0.145	1.00 - 5.00
5DN-00086	50175	Th-230	0.8	0.0631	0.0872	2.2	1.00 - 5.00

Table A.2
Analytical Results Summary
Subarea 5D, Round 1

Sample Location	Sample ID	Analyte Name	Activity	MDC	TPU	RTL	Sample Depth (feet bgs)
5DN-00086	50175	Th-232	1.05	0.0192	0.102	3.1	1.00 - 5.00
5DN-00086	50175	Th-234	0.86 J	0.217	0.114	3.19	1.00 - 5.00
5DN-00086	50175	Tl-208	0.581	0.021	0.0355	0.937	1.00 - 5.00
5DN-00086	50175	Tm-171	-2.06 U	7.87	2.74	72.4	1.00 - 5.00
5DN-00086	50175	U-233/234	0.757	0.0419	0.0714	2.02	1.00 - 5.00
5DN-00086	50175	U-235/236	0.0754	0.012	0.0189	0.151	1.00 - 5.00
5DN-00086	50175	U-238	0.838	0.0391	0.0767	1.8	1.00 - 5.00
5DN-00087	50176	Ac-227	-0.0293 U	0.176	0.0545	0.217	0.00 - 0.50
5DN-00087	50176	Am-241	0.0077	0.0069	0.0044	0.0454	0.00 - 0.50
5DN-00087	50176	Bi-212	1.04	0.153	0.0951	2.15	0.00 - 0.50
5DN-00087	50176	Bi-214	0.89	0.0272	0.0422	1.59	0.00 - 0.50
5DN-00087	50176	Cd-113m	56.3 U	121	38.8	3030	0.00 - 0.50
5DN-00087	50176	Cm-243/244	0.0041 U	0.0207	0.0053	0.0443	0.00 - 0.50
5DN-00087	50176	Co-60	-0.0001 U	0.018	0.0054	0.028	0.00 - 0.50
5DN-00087	50176	Cs-134	-0.0047 U	0.0167	0.0059	0.0864	0.00 - 0.50
5DN-00087	50176	Cs-137	0.0281	0.0169	0.0074	0.207	0.00 - 0.50
5DN-00087	50176	Eu-152	0.0056 U	0.0443	0.0137	0.0566	0.00 - 0.50
5DN-00087	50176	Eu-154	-0.0509 U	0.101	0.0328	0.15	0.00 - 0.50
5DN-00087	50176	Eu-155	0.0562 SJ	0.0695	0.024	0.231	0.00 - 0.50
5DN-00087	50176	H-3	1.99 U	7.49	2.17	11.9	0.00 - 0.50
5DN-00087	50176	Ho-166m	0.0079 U	0.0262	0.008	0.0432	0.00 - 0.50
5DN-00087	50176	K-40	20	0.136	1.14	32.4	0.00 - 0.50
5DN-00087	50176	Na-22	-0.0061 U	0.022	0.0069	0.037	0.00 - 0.50
5DN-00087	50176	Nb-94	0.0048 U	0.0147	0.0045	0.0214	0.00 - 0.50
5DN-00087	50176	Ni-59	0.827 UJ	6.16	1.71	5.96	0.00 - 0.50
5DN-00087	50176	Ni-63	-0.374 U	1.31	0.386	4.92	0.00 - 0.50
5DN-00087	50176	Np-236	-0.0025 U	0.0334	0.0098	0.047	0.00 - 0.50
5DN-00087	50176	Np-239	-0.0079 U	0.118	0.0361	0.139	0.00 - 0.50
5DN-00087	50176	Pa-231	0.271 U	0.74	0.233	0.936	0.00 - 0.50
5DN-00087	50176	Pb-212	1.7	0.0373	0.102	2.69	0.00 - 0.50
5DN-00087	50176	Pb-214	0.969	0.0306	0.0477	1.7	0.00 - 0.50
5DN-00087	50176	Pu-238	0.0021 U	0.0229	0.0054	0.0415	0.00 - 0.50
5DN-00087	50176	Pu-239/240	-0.0095 U	0.0328	0.0062	0.0404	0.00 - 0.50
5DN-00087	50176	Pu-244	0.005	0.0068	0.0036	0.0313	0.00 - 0.50

Table A.2
Analytical Results Summary
Subarea 5D, Round 1

Sample Location	Sample ID	Analyte Name	Activity	MDC	TPU	RTL	Sample Depth (feet bgs)
5DN-00087	50176	Sb-125	0.0034 U	0.0474	0.0138	0.354	0.00 - 0.50
5DN-00087	50176	Sn-126	-0.0028 U	0.016	0.0049	0.0237	0.00 - 0.50
5DN-00087	50176	Sr-90	0.0893 U	0.359	0.105	0.485	0.00 - 0.50
5DN-00087	50176	Tc-99	-0.256 U	0.958	0.264	1.63	0.00 - 0.50
5DN-00087	50176	Th-228	1.61 J	0.0899	0.152	3.98	0.00 - 0.50
5DN-00087	50176	Th-229	-0.0152 U	0.114	0.0263	0.145	0.00 - 0.50
5DN-00087	50176	Th-230	0.682	0.0704	0.0816	2.2	0.00 - 0.50
5DN-00087	50176	Th-232	0.952	0.0205	0.0982	3.1	0.00 - 0.50
5DN-00087	50176	Th-234	1.43 J	0.26	0.151	3.19	0.00 - 0.50
5DN-00087	50176	Tl-208	0.537	0.0191	0.0312	0.937	0.00 - 0.50
5DN-00087	50176	Tm-171	-6.09 U	14.8	5.38	72.4	0.00 - 0.50
5DN-00087	50176	U-233/234	0.593	0.0437	0.0667	2.02	0.00 - 0.50
5DN-00087	50176	U-235/236	0.0136	0.038	0.0112	0.151	0.00 - 0.50
5DN-00087	50176	U-238	0.751	0.0381	0.078	1.8	0.00 - 0.50
5DN-00087	50177	Ac-227	-0.0139 U	0.19	0.0585	0.217	1.00 - 2.50
5DN-00087	50177	Am-241	0.006	0.0054	0.0035	0.0454	1.00 - 2.50
5DN-00087	50177	Bi-212	1.02	0.147	0.0847	2.15	1.00 - 2.50
5DN-00087	50177	Bi-214	0.887	0.0273	0.0415	1.59	1.00 - 2.50
5DN-00087	50177	Cd-113m	39.7 U	129	43.4	3030	1.00 - 2.50
5DN-00087	50177	Cm-243/244	-0.0044 U	0.0186	0.0033	0.0443	1.00 - 2.50
5DN-00087	50177	Co-60	-0.0074 U	0.0162	0.0052	0.028	1.00 - 2.50
5DN-00087	50177	Cs-134	0.0083 JS	0.0167	0.0059	0.0864	1.00 - 2.50
5DN-00087	50177	Cs-137	0.0027 U	0.0164	0.0056	0.207	1.00 - 2.50
5DN-00087	50177	Eu-152	-0.0208 U	0.0465	0.0176	0.0566	1.00 - 2.50
5DN-00087	50177	Eu-154	-0.0199 U	0.092	0.0275	0.15	1.00 - 2.50
5DN-00087	50177	Eu-155	0.0252 U	0.0754	0.0239	0.231	1.00 - 2.50
5DN-00087	50177	H-3	0.322 U	8.29	2.29	11.9	1.00 - 2.50
5DN-00087	50177	Ho-166m	0.0047 U	0.0247	0.0074	0.0432	1.00 - 2.50
5DN-00087	50177	K-40	19.3	0.127	1.18	32.4	1.00 - 2.50
5DN-00087	50177	Na-22	-0.0078 UJ	0.0211	0.0067	0.037	1.00 - 2.50
5DN-00087	50177	Nb-94	0.0042 U	0.0143	0.0043	0.0214	1.00 - 2.50
5DN-00087	50177	Ni-59	-0.745 U	7.68	2.18	5.96	1.00 - 2.50
5DN-00087	50177	Ni-63	0.185 U	1.4	0.418	4.92	1.00 - 2.50
5DN-00087	50177	Np-236	0.0194 JS	0.0373	0.012	0.047	1.00 - 2.50

Table A.2
Analytical Results Summary
Subarea 5D, Round 1

Sample Location	Sample ID	Analyte Name	Activity	MDC	TPU	RTL	Sample Depth (feet bgs)
5DN-00087	50177	Np-239	-0.078 U	0.127	0.0437	0.139	1.00 - 2.50
5DN-00087	50177	Pa-231	-0.428 U	0.764	0.26	0.936	1.00 - 2.50
5DN-00087	50177	Pb-212	1.67	0.0397	0.102	2.69	1.00 - 2.50
5DN-00087	50177	Pb-214	1.02	0.0325	0.0492	1.7	1.00 - 2.50
5DN-00087	50177	Pu-238	-0.0077 UJ	0.0408	0.0071	0.0415	1.00 - 2.50
5DN-00087	50177	Pu-239/240	0.0011 UJ	0.0258	0.005	0.0404	1.00 - 2.50
5DN-00087	50177	Pu-244	-0.0058 UJ	0.0319	0.0058	0.0313	1.00 - 2.50
5DN-00087	50177	Sb-125	-0.0025 U	0.0478	0.0141	0.354	1.00 - 2.50
5DN-00087	50177	Sn-126	0.0006 UJ	0.0159	0.0048	0.0237	1.00 - 2.50
5DN-00087	50177	Sr-90	0.103 U	0.221	0.0678	0.485	1.00 - 2.50
5DN-00087	50177	Tc-99	-0.463 U	1.18	0.341	1.63	1.00 - 2.50
5DN-00087	50177	Th-228	1.92	0.104	0.169	3.98	1.00 - 2.50
5DN-00087	50177	Th-229	0.0454	0.0558	0.0215	0.145	1.00 - 2.50
5DN-00087	50177	Th-230	0.801	0.0556	0.0885	2.2	1.00 - 2.50
5DN-00087	50177	Th-232	1.47	0.0555	0.129	3.1	1.00 - 2.50
5DN-00087	50177	Th-234	1.48 J	0.292	0.153	3.19	1.00 - 2.50
5DN-00087	50177	Tl-208	0.471	0.0187	0.0267	0.937	1.00 - 2.50
5DN-00087	50177	Tm-171	-10.3 U	17	6.29	72.4	1.00 - 2.50
5DN-00087	50177	U-233/234	0.729	0.033	0.0815	2.02	1.00 - 2.50
5DN-00087	50177	U-235/236	0.0448	0.0174	0.0173	0.151	1.00 - 2.50
5DN-00087	50177	U-238	0.736	0.014	0.0819	1.8	1.00 - 2.50
5DN-00088	50178	Ac-227	-0.0626 U	0.176	0.056	0.217	0.00 - 0.50
5DN-00088	50178	Am-241	0.0019 U	0.0205	0.0048	0.0454	0.00 - 0.50
5DN-00088	50178	Bi-212	1.01	0.141	0.0798	2.15	0.00 - 0.50
5DN-00088	50178	Bi-214	1.01	0.0275	0.0466	1.59	0.00 - 0.50
5DN-00088	50178	Cd-113m	24.7 U	119	37.7	3030	0.00 - 0.50
5DN-00088	50178	Cm-243/244	-0.0064 U	0.0303	0.0062	0.0443	0.00 - 0.50
5DN-00088	50178	Co-60	-0.002 U	0.0168	0.005	0.028	0.00 - 0.50
5DN-00088	50178	Cs-134	0.0084 SJ	0.0168	0.006	0.0864	0.00 - 0.50
5DN-00088	50178	Cs-137	0.0085 J	0.0164	0.0052	0.207	0.00 - 0.50
5DN-00088	50178	Eu-152	-0.0251 U	0.0428	0.0178	0.0566	0.00 - 0.50
5DN-00088	50178	Eu-154	-0.0289 U	0.0881	0.0271	0.15	0.00 - 0.50
5DN-00088	50178	Eu-155	0.0634 SJ	0.0645	0.0249	0.231	0.00 - 0.50
5DN-00088	50178	H-3	2.87 U	7.27	2.17	11.9	0.00 - 0.50

Table A.2
Analytical Results Summary
Subarea 5D, Round 1

Sample Location	Sample ID	Analyte Name	Activity	MDC	TPU	RTL	Sample Depth (feet bgs)
5DN-00088	50178	Ho-166m	0.0061 U	0.0247	0.0075	0.0432	0.00 - 0.50
5DN-00088	50178	K-40	21.3	0.117	1.27	32.4	0.00 - 0.50
5DN-00088	50178	Na-22	-0.0114 U	0.0211	0.0081	0.037	0.00 - 0.50
5DN-00088	50178	Nb-94	0.0095 SJ	0.0144	0.0048	0.0214	0.00 - 0.50
5DN-00088	50178	Ni-59	0.929 UJ	5.62	1.54	5.96	0.00 - 0.50
5DN-00088	50178	Ni-63	-0.178 U	1.4	0.418	4.92	0.00 - 0.50
5DN-00088	50178	Np-236	-0.015 U	0.0326	0.0106	0.047	0.00 - 0.50
5DN-00088	50178	Np-239	-0.0042 U	0.119	0.0359	0.139	0.00 - 0.50
5DN-00088	50178	Pa-231	0.0227 U	0.735	0.232	0.936	0.00 - 0.50
5DN-00088	50178	Pb-212	1.6	0.0361	0.0983	2.69	0.00 - 0.50
5DN-00088	50178	Pb-214	1.11	0.0299	0.0546	1.7	0.00 - 0.50
5DN-00088	50178	Pu-238	-0.001 U	0.0181	0.0033	0.0415	0.00 - 0.50
5DN-00088	50178	Pu-239/240	0.0019 U	0.0206	0.0049	0.0404	0.00 - 0.50
5DN-00088	50178	Pu-244	0.0029 U	0.0145	0.0036	0.0313	0.00 - 0.50
5DN-00088	50178	Sb-125	0.0109 U	0.0465	0.0137	0.354	0.00 - 0.50
5DN-00088	50178	Sn-126	-0.0014 U	0.0149	0.0045	0.0237	0.00 - 0.50
5DN-00088	50178	Sr-90	0.0157 U	0.336	0.0935	0.485	0.00 - 0.50
5DN-00088	50178	Tc-99	-0.248 U	0.743	0.201	1.63	0.00 - 0.50
5DN-00088	50178	Th-228	1.62 J	0.191	0.162	3.98	0.00 - 0.50
5DN-00088	50178	Th-229	0 U	0.0956	0.0225	0.145	0.00 - 0.50
5DN-00088	50178	Th-230	0.961	0.0855	0.103	2.2	0.00 - 0.50
5DN-00088	50178	Th-232	1.04	0.0215	0.106	3.1	0.00 - 0.50
5DN-00088	50178	Th-234	1.45	0.25	0.133	3.19	0.00 - 0.50
5DN-00088	50178	Tl-208	0.5	0.0178	0.0285	0.937	0.00 - 0.50
5DN-00088	50178	Tm-171	4.43 U	12.7	4.52	72.4	0.00 - 0.50
5DN-00088	50178	U-233/234	0.767	0.0674	0.0903	2.02	0.00 - 0.50
5DN-00088	50178	U-235/236	0.0415	0.0225	0.0188	0.151	0.00 - 0.50
5DN-00088	50178	U-238	0.936	0.0428	0.102	1.8	0.00 - 0.50
5DN-00088	50179	Ac-227	0.0412 U	0.17	0.0513	0.217	1.00 - 5.00
5DN-00088	50179	Am-241	0.01	0.0221	0.0069	0.0454	1.00 - 5.00
5DN-00088	50179	Bi-212	1.13	0.138	0.0913	2.15	1.00 - 5.00
5DN-00088	50179	Bi-214	0.949	0.0249	0.0438	1.59	1.00 - 5.00
5DN-00088	50179	Cd-113m	95.1 J	118	42.1	3030	1.00 - 5.00
5DN-00088	50179	Cm-243/244	-0.0025 U	0.0288	0.0058	0.0443	1.00 - 5.00

Table A.2
Analytical Results Summary
Subarea 5D, Round 1

Sample Location	Sample ID	Analyte Name	Activity	MDC	TPU	RTL	Sample Depth (feet bgs)
5DN-00088	50179	Co-60	0.007 U	0.0161	0.0049	0.028	1.00 - 5.00
5DN-00088	50179	Cs-134	0.0091 SJ	0.015	0.0052	0.0864	1.00 - 5.00
5DN-00088	50179	Cs-137	-0.0058 U	0.0145	0.0045	0.207	1.00 - 5.00
5DN-00088	50179	Eu-152	0.0033 U	0.0414	0.0142	0.0566	1.00 - 5.00
5DN-00088	50179	Eu-154	-0.0714 UJ	0.081	0.0305	0.15	1.00 - 5.00
5DN-00088	50179	Eu-155	0.0706 SJ	0.0647	0.0257	0.231	1.00 - 5.00
5DN-00088	50179	H-3	3.93	7.7	2.36	11.9	1.00 - 5.00
5DN-00088	50179	Ho-166m	-0.0063 U	0.0226	0.0069	0.0432	1.00 - 5.00
5DN-00088	50179	K-40	18	0.111	1.03	32.4	1.00 - 5.00
5DN-00088	50179	Na-22	0.0054 U	0.0193	0.0058	0.037	1.00 - 5.00
5DN-00088	50179	Nb-94	0.0068 SJ	0.0134	0.0041	0.0214	1.00 - 5.00
5DN-00088	50179	Ni-59	-0.233 UJ	4.96	1.64	5.96	1.00 - 5.00
5DN-00088	50179	Ni-63	-0.498 U	1.29	0.38	4.92	1.00 - 5.00
5DN-00088	50179	Np-236	0.0196 SJ	0.0333	0.0107	0.047	1.00 - 5.00
5DN-00088	50179	Np-239	0.0003 U	0.115	0.0342	0.139	1.00 - 5.00
5DN-00088	50179	Pa-231	-0.0066 U	0.697	0.208	0.936	1.00 - 5.00
5DN-00088	50179	Pb-212	1.69	0.0359	0.107	2.69	1.00 - 5.00
5DN-00088	50179	Pb-214	1.04	0.0296	0.0515	1.7	1.00 - 5.00
5DN-00088	50179	Pu-238	0.0034 U	0.0167	0.0042	0.0415	1.00 - 5.00
5DN-00088	50179	Pu-239/240	-0.0016 U	0.0285	0.0062	0.0404	1.00 - 5.00
5DN-00088	50179	Pu-244	0	0.0071	0.0026	0.0313	1.00 - 5.00
5DN-00088	50179	Sb-125	0.0116 U	0.0444	0.0135	0.354	1.00 - 5.00
5DN-00088	50179	Sn-126	-0.0029 U	0.0146	0.0044	0.0237	1.00 - 5.00
5DN-00088	50179	Sr-90	0.28	0.196	0.0778	0.485	1.00 - 5.00
5DN-00088	50179	Tc-99	-0.459 U	0.889	0.237	1.63	1.00 - 5.00
5DN-00088	50179	Th-228	1.84 J	0.11	0.189	3.98	1.00 - 5.00
5DN-00088	50179	Th-229	0 U	0.1	0.0228	0.145	1.00 - 5.00
5DN-00088	50179	Th-230	0.871	0.0682	0.106	2.2	1.00 - 5.00
5DN-00088	50179	Th-232	1.42	0.068	0.146	3.1	1.00 - 5.00
5DN-00088	50179	Th-234	1.26 J	0.264	0.129	3.19	1.00 - 5.00
5DN-00088	50179	Tl-208	0.509	0.0175	0.0292	0.937	1.00 - 5.00
5DN-00088	50179	Tm-171	-7.13 U	13	4.88	72.4	1.00 - 5.00
5DN-00088	50179	U-233/234	0.647	0.029	0.064	2.02	1.00 - 5.00
5DN-00088	50179	U-235/236	0.0298	0.0359	0.0138	0.151	1.00 - 5.00

Table A.2
Analytical Results Summary
Subarea 5D, Round 1

Sample Location	Sample ID	Analyte Name	Activity	MDC	TPU	RTL	Sample Depth (feet bgs)
5DN-00088	50179	U-238	0.836	0.01	0.0767	1.8	1.00 - 5.00
5DN-00089	50180	Ac-227	-0.0533 U	0.201	0.0623	0.217	0.00 - 0.50
5DN-00089	50180	Am-241	0.0038 U	0.0186	0.0048	0.0454	0.00 - 0.50
5DN-00089	50180	Bi-212	1.09	0.172	0.101	2.15	0.00 - 0.50
5DN-00089	50180	Bi-214	1.03	0.0312	0.0491	1.59	0.00 - 0.50
5DN-00089	50180	Cd-113m	-25.5 U	133	41	3030	0.00 - 0.50
5DN-00089	50180	Cm-243/244	0.0117	0.0166	0.006	0.0443	0.00 - 0.50
5DN-00089	50180	Co-60	-0.0043 U	0.0194	0.0059	0.028	0.00 - 0.50
5DN-00089	50180	Cs-134	0.0024 U	0.0192	0.0065	0.0864	0.00 - 0.50
5DN-00089	50180	Cs-137	0.001 U	0.0185	0.0063	0.207	0.00 - 0.50
5DN-00089	50180	Eu-152	0.0121 U	0.0525	0.0197	0.0566	0.00 - 0.50
5DN-00089	50180	Eu-154	-0.032 U	0.102	0.031	0.15	0.00 - 0.50
5DN-00089	50180	Eu-155	0.0641 SJ	0.0789	0.0273	0.231	0.00 - 0.50
5DN-00089	50180	H-3	0.461 U	7.44	2.04	11.9	0.00 - 0.50
5DN-00089	50180	Ho-166m	0.0117 U	0.0279	0.0085	0.0432	0.00 - 0.50
5DN-00089	50180	K-40	19.8	0.141	1.11	32.4	0.00 - 0.50
5DN-00089	50180	Na-22	-0.0039 U	0.0251	0.0075	0.037	0.00 - 0.50
5DN-00089	50180	Nb-94	0.0123 SJ	0.0163	0.0055	0.0214	0.00 - 0.50
5DN-00089	50180	Ni-59	0.132 UJ	5.37	1.5	5.96	0.00 - 0.50
5DN-00089	50180	Ni-63	-0.794 U	1.54	0.452	4.92	0.00 - 0.50
5DN-00089	50180	Np-236	0.0017 U	0.0382	0.0112	0.047	0.00 - 0.50
5DN-00089	50180	Np-239	0.0171 U	0.138	0.0414	0.139	0.00 - 0.50
5DN-00089	50180	Pa-231	0.0007 U	0.834	0.262	0.936	0.00 - 0.50
5DN-00089	50180	Pb-212	1.82	0.0418	0.107	2.69	0.00 - 0.50
5DN-00089	50180	Pb-214	1.14	0.0362	0.0548	1.7	0.00 - 0.50
5DN-00089	50180	Pu-238	0.0071	0.0064	0.0041	0.0415	0.00 - 0.50
5DN-00089	50180	Pu-239/240	-0.0051 U	0.0212	0.0037	0.0404	0.00 - 0.50
5DN-00089	50180	Pu-244	0.0047	0.0063	0.0033	0.0313	0.00 - 0.50
5DN-00089	50180	Sb-125	0.0008 U	0.0541	0.0157	0.354	0.00 - 0.50
5DN-00089	50180	Sn-126	0.0017 U	0.0178	0.0053	0.0237	0.00 - 0.50
5DN-00089	50180	Sr-90	0.52	0.297	0.127	0.485	0.00 - 0.50
5DN-00089	50180	Tc-99	-0.0351 U	1	0.285	1.63	0.00 - 0.50
5DN-00089	50180	Th-228	1.94 J	0.158	0.208	3.98	0.00 - 0.50
5DN-00089	50180	Th-229	-0.046 U	0.192	0.043	0.145	0.00 - 0.50

Table A.2
Analytical Results Summary
Subarea 5D, Round 1

Sample Location	Sample ID	Analyte Name	Activity	MDC	TPU	RTL	Sample Depth (feet bgs)
5DN-00089	50180	Th-230	1.07	0.0845	0.129	2.2	0.00 - 0.50
5DN-00089	50180	Th-232	1.24	0.106	0.142	3.1	0.00 - 0.50
5DN-00089	50180	Th-234	1.58 J	0.304	0.167	3.19	0.00 - 0.50
5DN-00089	50180	Tl-208	0.56	0.0209	0.0327	0.937	0.00 - 0.50
5DN-00089	50180	Tm-171	-0.158 U	15.8	5.54	72.4	0.00 - 0.50
5DN-00089	50180	U-233/234	0.856	0.0549	0.0899	2.02	0.00 - 0.50
5DN-00089	50180	U-235/236	0.0443	0.0533	0.0205	0.151	0.00 - 0.50
5DN-00089	50180	U-238	0.882	0.0348	0.0912	1.8	0.00 - 0.50
5DN-00089	50181	Ac-227	-0.0734 U	0.165	0.0515	0.217	1.00 - 5.00
5DN-00089	50181	Am-241	0.0105 U	0.0262	0.0078	0.0454	1.00 - 5.00
5DN-00089	50181	Bi-212	1.03	0.13	0.0817	2.15	1.00 - 5.00
5DN-00089	50181	Bi-214	0.907	0.0248	0.0427	1.59	1.00 - 5.00
5DN-00089	50181	Cd-113m	62.4 J	112	36.2	3030	1.00 - 5.00
5DN-00089	50181	Cm-243/244	0.0025 U	0.0341	0.0088	0.0443	1.00 - 5.00
5DN-00089	50181	Co-60	-0.0007 U	0.0158	0.0047	0.028	1.00 - 5.00
5DN-00089	50181	Cs-134	0.0083 JS	0.0154	0.0055	0.0864	1.00 - 5.00
5DN-00089	50181	Cs-137	0.0011 U	0.0148	0.0051	0.207	1.00 - 5.00
5DN-00089	50181	Eu-152	-0.0187 U	0.0399	0.0144	0.0566	1.00 - 5.00
5DN-00089	50181	Eu-154	-0.0658 UJ	0.0828	0.03	0.15	1.00 - 5.00
5DN-00089	50181	Eu-155	0.0915 JS	0.0598	0.0234	0.231	1.00 - 5.00
5DN-00089	50181	H-3	4.31	8.53	2.61	11.9	1.00 - 5.00
5DN-00089	50181	Ho-166m	0.0041 U	0.0225	0.0068	0.0432	1.00 - 5.00
5DN-00089	50181	K-40	17.6	0.105	0.992	32.4	1.00 - 5.00
5DN-00089	50181	Na-22	-0.0036 UJ	0.0193	0.0059	0.037	1.00 - 5.00
5DN-00089	50181	Nb-94	0.0053 U	0.0128	0.004	0.0214	1.00 - 5.00
5DN-00089	50181	Ni-59	-2.79 U	4.78	1.58	5.96	1.00 - 5.00
5DN-00089	50181	Ni-63	-0.219 U	1.21	0.358	4.92	1.00 - 5.00
5DN-00089	50181	Np-236	0.0052 U	0.0308	0.0093	0.047	1.00 - 5.00
5DN-00089	50181	Np-239	-0.0096 U	0.111	0.0347	0.139	1.00 - 5.00
5DN-00089	50181	Pa-231	-0.0052 U	0.668	0.201	0.936	1.00 - 5.00
5DN-00089	50181	Pb-212	1.71	0.0337	0.101	2.69	1.00 - 5.00
5DN-00089	50181	Pb-214	0.987	0.0281	0.0474	1.7	1.00 - 5.00
5DN-00089	50181	Pu-238	0.0059 U	0.0278	0.0074	0.0415	1.00 - 5.00
5DN-00089	50181	Pu-239/240	-0.0009 U	0.0322	0.0074	0.0404	1.00 - 5.00

Table A.2
Analytical Results Summary
Subarea 5D, Round 1

Sample Location	Sample ID	Analyte Name	Activity	MDC	TPU	RTL	Sample Depth (feet bgs)
5DN-00089	50181	Pu-244	0.0106	0.025	0.0076	0.0313	1.00 - 5.00
5DN-00089	50181	Sb-125	0.0311 JS	0.0442	0.0146	0.354	1.00 - 5.00
5DN-00089	50181	Sn-126	-0.0014 UJ	0.0143	0.0044	0.0237	1.00 - 5.00
5DN-00089	50181	Sr-90	-0.0503 U	0.255	0.0655	0.485	1.00 - 5.00
5DN-00089	50181	Tc-99	0.0849 U	1.14	0.34	1.63	1.00 - 5.00
5DN-00089	50181	Th-228	1.94	0.107	0.172	3.98	1.00 - 5.00
5DN-00089	50181	Th-229	0.0078 U	0.0839	0.0206	0.145	1.00 - 5.00
5DN-00089	50181	Th-230	1.05	0.0722	0.106	2.2	1.00 - 5.00
5DN-00089	50181	Th-232	1.5	0.0571	0.133	3.1	1.00 - 5.00
5DN-00089	50181	Th-234	1.18 J	0.243	0.129	3.19	1.00 - 5.00
5DN-00089	50181	Tl-208	0.51	0.0167	0.0284	0.937	1.00 - 5.00
5DN-00089	50181	Tm-171	-0.289 U	13.1	4.33	72.4	1.00 - 5.00
5DN-00089	50181	U-233/234	0.797	0.103	0.102	2.02	1.00 - 5.00
5DN-00089	50181	U-235/236	-0.0045 UJ	0.0807	0.0146	0.151	1.00 - 5.00
5DN-00089	50181	U-238	0.855	0.0528	0.104	1.8	1.00 - 5.00
5DN-00090	50182	Ac-227	-0.117 U	0.191	0.0638	0.217	0.00 - 0.50
5DN-00090	50182	Am-241	0.0074 U	0.0299	0.0083	0.0454	0.00 - 0.50
5DN-00090	50182	Bi-212	1.08	0.173	0.0947	2.15	0.00 - 0.50
5DN-00090	50182	Bi-214	1.08	0.0327	0.0511	1.59	0.00 - 0.50
5DN-00090	50182	Cd-113m	-14 U	127	39	3030	0.00 - 0.50
5DN-00090	50182	Cm-243/244	0.0119 U	0.0348	0.0102	0.0443	0.00 - 0.50
5DN-00090	50182	Co-60	-0.0025 U	0.0199	0.0059	0.028	0.00 - 0.50
5DN-00090	50182	Cs-134	0.0051 U	0.0194	0.0065	0.0864	0.00 - 0.50
5DN-00090	50182	Cs-137	0.0149	0.0212	0.0067	0.207	0.00 - 0.50
5DN-00090	50182	Eu-152	-0.0058 U	0.0483	0.0166	0.0566	0.00 - 0.50
5DN-00090	50182	Eu-154	0.0098 U	0.113	0.0325	0.15	0.00 - 0.50
5DN-00090	50182	Eu-155	0.112 SJ	0.0694	0.0325	0.231	0.00 - 0.50
5DN-00090	50182	H-3	3.97	7.56	2.32	11.9	0.00 - 0.50
5DN-00090	50182	Ho-166m	-0.0063 U	0.0278	0.0084	0.0432	0.00 - 0.50
5DN-00090	50182	K-40	19.6	0.139	1.07	32.4	0.00 - 0.50
5DN-00090	50182	Na-22	0.0079 U	0.0271	0.008	0.037	0.00 - 0.50
5DN-00090	50182	Nb-94	0.0132 SJ	0.0174	0.0058	0.0214	0.00 - 0.50
5DN-00090	50182	Ni-59	-2.74 UJ	5.23	1.93	5.96	0.00 - 0.50
5DN-00090	50182	Ni-63	-0.161 U	1.48	0.441	4.92	0.00 - 0.50

Table A.2
Analytical Results Summary
Subarea 5D, Round 1

Sample Location	Sample ID	Analyte Name	Activity	MDC	TPU	RTL	Sample Depth (feet bgs)
5DN-00090	50182	Np-236	0.0077 U	0.0355	0.0109	0.047	0.00 - 0.50
5DN-00090	50182	Np-239	0.0024 U	0.126	0.037	0.139	0.00 - 0.50
5DN-00090	50182	Pa-231	-0.229 U	0.783	0.24	0.936	0.00 - 0.50
5DN-00090	50182	Pb-212	1.76	0.0396	0.101	2.69	0.00 - 0.50
5DN-00090	50182	Pb-214	1.12	0.0343	0.0538	1.7	0.00 - 0.50
5DN-00090	50182	Pu-238	-0.0015 U	0.0273	0.0059	0.0415	0.00 - 0.50
5DN-00090	50182	Pu-239/240	-0.0051 U	0.0309	0.0064	0.0404	0.00 - 0.50
5DN-00090	50182	Pu-244	-0.0011 U	0.0197	0.0036	0.0313	0.00 - 0.50
5DN-00090	50182	Sb-125	-0.0122 U	0.0523	0.0162	0.354	0.00 - 0.50
5DN-00090	50182	Sn-126	0.0044 U	0.0181	0.0053	0.0237	0.00 - 0.50
5DN-00090	50182	Sr-90	-0.0722 U	0.331	0.0869	0.485	0.00 - 0.50
5DN-00090	50182	Tc-99	-0.274 U	0.965	0.265	1.63	0.00 - 0.50
5DN-00090	50182	Th-228	1.83 J	0.185	0.174	3.98	0.00 - 0.50
5DN-00090	50182	Th-229	0.104	0.0743	0.0334	0.145	0.00 - 0.50
5DN-00090	50182	Th-230	0.965	0.0958	0.104	2.2	0.00 - 0.50
5DN-00090	50182	Th-232	1.38	0.0216	0.128	3.1	0.00 - 0.50
5DN-00090	50182	Th-234	1.29 J	0.274	0.138	3.19	0.00 - 0.50
5DN-00090	50182	Tl-208	0.543	0.0213	0.0319	0.937	0.00 - 0.50
5DN-00090	50182	Tm-171	-3.73 U	14	4.78	72.4	0.00 - 0.50
5DN-00090	50182	U-233/234	0.756	0.0604	0.0771	2.02	0.00 - 0.50
5DN-00090	50182	U-235/236	0.06	0.0148	0.0185	0.151	0.00 - 0.50
5DN-00090	50182	U-238	0.808	0.0443	0.08	1.8	0.00 - 0.50
5DN-00091	50184	Ac-227	-0.0185 U	0.211	0.0654	0.217	0.00 - 0.50
5DN-00091	50184	Am-241	0.0067 U	0.0215	0.0061	0.0454	0.00 - 0.50
5DN-00091	50184	Bi-212	0.975 J	0.168	0.1	2.15	0.00 - 0.50
5DN-00091	50184	Bi-214	0.777	0.0321	0.0391	1.59	0.00 - 0.50
5DN-00091	50184	Cd-113m	-44.3 U	141	46.8	3030	0.00 - 0.50
5DN-00091	50184	Cm-243/244	-0.0054 U	0.03	0.0064	0.0443	0.00 - 0.50
5DN-00091	50184	Co-60	-0.0065 U	0.0189	0.0059	0.028	0.00 - 0.50
5DN-00091	50184	Cs-134	-0.0035 U	0.0182	0.0062	0.0864	0.00 - 0.50
5DN-00091	50184	Cs-137	0.0255	0.0186	0.0089	0.207	0.00 - 0.50
5DN-00091	50184	Eu-152	0.0191 U	0.0522	0.0203	0.0566	0.00 - 0.50
5DN-00091	50184	Eu-154	-0.0403 U	0.111	0.0353	0.15	0.00 - 0.50
5DN-00091	50184	Eu-155	0.0925 SJ	0.0852	0.0337	0.231	0.00 - 0.50

Table A.2
Analytical Results Summary
Subarea 5D, Round 1

Sample Location	Sample ID	Analyte Name	Activity	MDC	TPU	RTL	Sample Depth (feet bgs)
5DN-00091	50184	Ho-166m	0.0003 U	0.0275	0.008	0.0432	0.00 - 0.50
5DN-00091	50184	K-40	20.4	0.137	1.27	32.4	0.00 - 0.50
5DN-00091	50184	Na-22	-0.0038 U	0.0268	0.008	0.037	0.00 - 0.50
5DN-00091	50184	Nb-94	0.0149 J	0.0168	0.0059	0.0214	0.00 - 0.50
5DN-00091	50184	Np-236	0.0275 SJ	0.0419	0.0139	0.047	0.00 - 0.50
5DN-00091	50184	Np-239	0.0079 U	0.14	0.043	0.139	0.00 - 0.50
5DN-00091	50184	Pa-231	-0.0375 U	0.865	0.278	0.936	0.00 - 0.50
5DN-00091	50184	Pb-212	1.57	0.0436	0.104	2.69	0.00 - 0.50
5DN-00091	50184	Pb-214	0.933	0.0362	0.0488	1.7	0.00 - 0.50
5DN-00091	50184	Pu-238	0.0049 U	0.0439	0.0108	0.0415	0.00 - 0.50
5DN-00091	50184	Pu-239/240	0.0143	0.0278	0.0093	0.0404	0.00 - 0.50
5DN-00091	50184	Pu-244	-0.0019 U	0.0344	0.0062	0.0313	0.00 - 0.50
5DN-00091	50184	Sb-125	-0.0072 U	0.0537	0.0162	0.354	0.00 - 0.50
5DN-00091	50184	Sn-126	-0.0003 U	0.0181	0.0053	0.0237	0.00 - 0.50
5DN-00091	50184	Sr-90	0.115	0.153	0.0505	0.485	0.00 - 0.50
5DN-00091	50184	Th-228	1.31	0.116	0.136	3.98	0.00 - 0.50
5DN-00091	50184	Th-229	-0.007 U	0.0921	0.0211	0.145	0.00 - 0.50
5DN-00091	50184	Th-230	0.736	0.019	0.0842	2.2	0.00 - 0.50
5DN-00091	50184	Th-232	1.16	0.0752	0.115	3.1	0.00 - 0.50
5DN-00091	50184	Th-234	1.58 J	0.422	0.408	3.19	0.00 - 0.50
5DN-00091	50184	Tl-208	0.493	0.0201	0.0283	0.937	0.00 - 0.50
5DN-00091	50184	Tm-171	-12 U	24.2	7.71	72.4	0.00 - 0.50
5DN-00091	50184	U-233/234	0.794	0.0411	0.0833	2.02	0.00 - 0.50
5DN-00091	50184	U-235/236	0.0577	0.0358	0.0195	0.151	0.00 - 0.50
5DN-00091	50184	U-238	0.778	0.0289	0.0818	1.8	0.00 - 0.50
5DN-00091	50185	Ac-227	-0.102 U	0.171	0.0589	0.217	1.00 - 5.00
5DN-00091	50185	Am-241	0.001 U	0.0144	0.0032	0.0454	1.00 - 5.00
5DN-00091	50185	Bi-212	0.843 J	0.175	0.092	2.15	1.00 - 5.00
5DN-00091	50185	Bi-214	0.616	0.0296	0.034	1.59	1.00 - 5.00
5DN-00091	50185	Cd-113m	-41.2 U	109	37.3	3030	1.00 - 5.00
5DN-00091	50185	Cm-243/244	0.001 U	0.0147	0.0033	0.0443	1.00 - 5.00
5DN-00091	50185	Co-60	0.0068 U	0.0224	0.0064	0.028	1.00 - 5.00
5DN-00091	50185	Cs-134	0.0015 U	0.0176	0.006	0.0864	1.00 - 5.00
5DN-00091	50185	Cs-137	0.0399	0.0204	0.0078	0.207	1.00 - 5.00

Table A.2
Analytical Results Summary
Subarea 5D, Round 1

Sample Location	Sample ID	Analyte Name	Activity	MDC	TPU	RTL	Sample Depth (feet bgs)
5DN-00091	50185	Eu-152	-0.0342 UJ	0.0431	0.0153	0.0566	1.00 - 5.00
5DN-00091	50185	Eu-154	-0.064 UJ	0.115	0.0384	0.15	1.00 - 5.00
5DN-00091	50185	Eu-155	0.0488 JS	0.0531	0.0211	0.231	1.00 - 5.00
5DN-00091	50185	Ho-166m	-0.0003 U	0.0288	0.0083	0.0432	1.00 - 5.00
5DN-00091	50185	K-40	20.3	0.141	1.11	32.4	1.00 - 5.00
5DN-00091	50185	Na-22	-0.0239 UJ	0.0261	0.0098	0.037	1.00 - 5.00
5DN-00091	50185	Nb-94	0.0106 J	0.0176	0.0055	0.0214	1.00 - 5.00
5DN-00091	50185	Np-236	0.0031 U	0.0277	0.0082	0.047	1.00 - 5.00
5DN-00091	50185	Np-239	0.0404 U	0.11	0.0346	0.139	1.00 - 5.00
5DN-00091	50185	Pa-231	-0.136 U	0.688	0.217	0.936	1.00 - 5.00
5DN-00091	50185	Pb-212	1.34	0.0328	0.0759	2.69	1.00 - 5.00
5DN-00091	50185	Pb-214	0.684	0.0323	0.035	1.7	1.00 - 5.00
5DN-00091	50185	Pu-238	0.0084	0.0114	0.006	0.0415	1.00 - 5.00
5DN-00091	50185	Pu-239/240	0.0066 U	0.0331	0.0085	0.0404	1.00 - 5.00
5DN-00091	50185	Pu-244	0.0084	0.0114	0.006	0.0313	1.00 - 5.00
5DN-00091	50185	Sb-125	-0.0195 U	0.0475	0.015	0.354	1.00 - 5.00
5DN-00091	50185	Sn-126	-0.0028 U	0.0183	0.0053	0.0237	1.00 - 5.00
5DN-00091	50185	Sr-90	0.0779 U	0.231	0.0688	0.485	1.00 - 5.00
5DN-00091	50185	Th-228	2.14	0.106	0.185	3.98	1.00 - 5.00
5DN-00091	50185	Th-229	0.008 U	0.0587	0.0138	0.145	1.00 - 5.00
5DN-00091	50185	Th-230	1.1	0.0586	0.11	2.2	1.00 - 5.00
5DN-00091	50185	Th-232	1.61	0.0584	0.142	3.1	1.00 - 5.00
5DN-00091	50185	Th-234	1.05	0.195	0.0984	3.19	1.00 - 5.00
5DN-00091	50185	Tl-208	0.462	0.0213	0.0282	0.937	1.00 - 5.00
5DN-00091	50185	Tm-171	-1.43 U	7.34	2.38	72.4	1.00 - 5.00
5DN-00091	50185	U-233/234	0.465	0.044	0.0551	2.02	1.00 - 5.00
5DN-00091	50185	U-235/236	0.0341	0.0346	0.015	0.151	1.00 - 5.00
5DN-00091	50185	U-238	0.645	0.0119	0.0676	1.8	1.00 - 5.00
5DN-00092	50186	Ac-227	-0.0917 U	0.249	0.0876	0.217	0.00 - 0.50
5DN-00092	50186	Am-241	0.0028 U	0.0138	0.0035	0.0454	0.00 - 0.50
5DN-00092	50186	Bi-212	1.2 J	0.231	0.139	2.15	0.00 - 0.50
5DN-00092	50186	Bi-214	1	0.042	0.0533	1.59	0.00 - 0.50
5DN-00092	50186	Cd-113m	95.2 J	168	68.2	3030	0.00 - 0.50
5DN-00092	50186	Cm-243/244	-0.002 U	0.0223	0.0045	0.0443	0.00 - 0.50

Table A.2
Analytical Results Summary
Subarea 5D, Round 1

Sample Location	Sample ID	Analyte Name	Activity	MDC	TPU	RTL	Sample Depth (feet bgs)
5DN-00092	50186	Co-60	-0.0016 U	0.0274	0.0079	0.028	0.00 - 0.50
5DN-00092	50186	Cs-134	-0.0155 U	0.0243	0.0093	0.0864	0.00 - 0.50
5DN-00092	50186	Cs-137	0.0322	0.026	0.0083	0.207	0.00 - 0.50
5DN-00092	50186	Eu-152	0.0016 U	0.0646	0.0219	0.0566	0.00 - 0.50
5DN-00092	50186	Eu-154	-0.0144 U	0.15	0.045	0.15	0.00 - 0.50
5DN-00092	50186	Eu-155	0.0549 SJ	0.0878	0.0293	0.231	0.00 - 0.50
5DN-00092	50186	Ho-166m	-0.0117 U	0.0388	0.0119	0.0432	0.00 - 0.50
5DN-00092	50186	K-40	20	0.189	1.16	32.4	0.00 - 0.50
5DN-00092	50186	Na-22	-0.011 U	0.0341	0.0105	0.037	0.00 - 0.50
5DN-00092	50186	Nb-94	0.0052 U	0.0218	0.0064	0.0214	0.00 - 0.50
5DN-00092	50186	Np-236	0.0039 U	0.0434	0.0133	0.047	0.00 - 0.50
5DN-00092	50186	Np-239	0.0037 U	0.16	0.0468	0.139	0.00 - 0.50
5DN-00092	50186	Pa-231	-0.18 U	1.02	0.332	0.936	0.00 - 0.50
5DN-00092	50186	Pb-212	1.75	0.0501	0.103	2.69	0.00 - 0.50
5DN-00092	50186	Pb-214	1.04	0.0453	0.0522	1.7	0.00 - 0.50
5DN-00092	50186	Pu-238	-0.0057 U	0.0238	0.0042	0.0415	0.00 - 0.50
5DN-00092	50186	Pu-239/240	0.0165	0.0167	0.0072	0.0404	0.00 - 0.50
5DN-00092	50186	Pu-244	0.0026	0.0071	0.0026	0.0313	0.00 - 0.50
5DN-00092	50186	Sb-125	0.0177 U	0.0723	0.0218	0.354	0.00 - 0.50
5DN-00092	50186	Sn-126	0.0081 U	0.0254	0.0075	0.0237	0.00 - 0.50
5DN-00092	50186	Sr-90	-0.0489 U	0.181	0.0464	0.485	0.00 - 0.50
5DN-00092	50186	Th-228	1.48	0.113	0.145	3.98	0.00 - 0.50
5DN-00092	50186	Th-229	0.0479	0.0822	0.0266	0.145	0.00 - 0.50
5DN-00092	50186	Th-230	0.799	0.0503	0.088	2.2	0.00 - 0.50
5DN-00092	50186	Th-232	1.07	0.0184	0.106	3.1	0.00 - 0.50
5DN-00092	50186	Th-234	1.35 J	0.338	0.174	3.19	0.00 - 0.50
5DN-00092	50186	Tl-208	0.528	0.0294	0.0347	0.937	0.00 - 0.50
5DN-00092	50186	Tm-171	0.63 U	17.4	5.82	72.4	0.00 - 0.50
5DN-00092	50186	U-233/234	0.61	0.0279	0.068	2.02	0.00 - 0.50
5DN-00092	50186	U-235/236	0.061	0.0345	0.0196	0.151	0.00 - 0.50
5DN-00092	50186	U-238	0.848	0.0396	0.0867	1.8	0.00 - 0.50
5DN-00092	50187	Ac-227	0.0707 U	0.227	0.0686	0.217	1.00 - 5.00
5DN-00092	50187	Am-241	0.0044 U	0.0223	0.0057	0.0454	1.00 - 5.00
5DN-00092	50187	Bi-212	0.973 J	0.176	0.103	2.15	1.00 - 5.00

Table A.2
Analytical Results Summary
Subarea 5D, Round 1

Sample Location	Sample ID	Analyte Name	Activity	MDC	TPU	RTL	Sample Depth (feet bgs)
5DN-00092	50187	Bi-214	0.798	0.033	0.0407	1.59	1.00 - 5.00
5DN-00092	50187	Cd-113m	5.23 U	147	45.2	3030	1.00 - 5.00
5DN-00092	50187	Cm-243/244	0.0095	0.0184	0.0062	0.0443	1.00 - 5.00
5DN-00092	50187	Co-60	-0.0039 U	0.0213	0.0064	0.028	1.00 - 5.00
5DN-00092	50187	Cs-134	-0.0007 U	0.0193	0.0065	0.0864	1.00 - 5.00
5DN-00092	50187	Cs-137	-0.0069 U	0.0202	0.0063	0.207	1.00 - 5.00
5DN-00092	50187	Eu-152	-0.0065 U	0.0531	0.0185	0.0566	1.00 - 5.00
5DN-00092	50187	Eu-154	-0.0133 UJ	0.119	0.0349	0.15	1.00 - 5.00
5DN-00092	50187	Eu-155	0.0367 U	0.0841	0.0269	0.231	1.00 - 5.00
5DN-00092	50187	Ho-166m	-0.0171 U	0.0292	0.0099	0.0432	1.00 - 5.00
5DN-00092	50187	K-40	19.1	0.158	1.18	32.4	1.00 - 5.00
5DN-00092	50187	Na-22	-0.0035 U	0.0271	0.0081	0.037	1.00 - 5.00
5DN-00092	50187	Nb-94	0.0074 U	0.0179	0.0055	0.0214	1.00 - 5.00
5DN-00092	50187	Np-236	-0.0095 U	0.0411	0.0129	0.047	1.00 - 5.00
5DN-00092	50187	Np-239	-0.0276 U	0.144	0.0433	0.139	1.00 - 5.00
5DN-00092	50187	Pa-231	-0.22 U	0.887	0.31	0.936	1.00 - 5.00
5DN-00092	50187	Pb-212	1.72	0.0436	0.111	2.69	1.00 - 5.00
5DN-00092	50187	Pb-214	0.885	0.0381	0.0448	1.7	1.00 - 5.00
5DN-00092	50187	Pu-238	0.0089 U	0.0406	0.0109	0.0415	1.00 - 5.00
5DN-00092	50187	Pu-239/240	0.0095 U	0.0292	0.0083	0.0404	1.00 - 5.00
5DN-00092	50187	Pu-244	0.0037	0.01	0.0037	0.0313	1.00 - 5.00
5DN-00092	50187	Sb-125	-0.0087 U	0.0554	0.0171	0.354	1.00 - 5.00
5DN-00092	50187	Sn-126	-0.0044 U	0.0191	0.0058	0.0237	1.00 - 5.00
5DN-00092	50187	Sr-90	0.194	0.293	0.0954	0.485	1.00 - 5.00
5DN-00092	50187	Th-228	1.91	0.148	0.178	3.98	1.00 - 5.00
5DN-00092	50187	Th-229	0.0085 U	0.102	0.0255	0.145	1.00 - 5.00
5DN-00092	50187	Th-230	1.2	0.0912	0.121	2.2	1.00 - 5.00
5DN-00092	50187	Th-232	1.38	0.0229	0.13	3.1	1.00 - 5.00
5DN-00092	50187	Th-234	1.61 J	0.422	0.42	3.19	1.00 - 5.00
5DN-00092	50187	Tl-208	0.508	0.0238	0.0301	0.937	1.00 - 5.00
5DN-00092	50187	Tm-171	-16 UJ	21.1	7.55	72.4	1.00 - 5.00
5DN-00092	50187	U-233/234	1.15	0.0674	0.119	2.02	1.00 - 5.00
5DN-00092	50187	U-235/236	0.0296	0.0655	0.0205	0.151	1.00 - 5.00
5DN-00092	50187	U-238	1.22	0.0428	0.124	1.8	1.00 - 5.00

Table A.2
Analytical Results Summary
Subarea 5D, Round 1

Sample Location	Sample ID	Analyte Name	Activity	MDC	TPU	RTL	Sample Depth (feet bgs)
5DN-00093	50188	Ac-227	0.068 U	0.207	0.0646	0.217	0.00 - 0.50
5DN-00093	50188	Am-241	0.0005 U	0.0112	0.0022	0.0454	0.00 - 0.50
5DN-00093	50188	Bi-212	0.951	0.159	0.0936	2.15	0.00 - 0.50
5DN-00093	50188	Bi-214	0.837	0.0319	0.0405	1.59	0.00 - 0.50
5DN-00093	50188	Cd-113m	17.7 U	134	44.5	3030	0.00 - 0.50
5DN-00093	50188	Cm-243/244	0.0018	0.0049	0.0018	0.0443	0.00 - 0.50
5DN-00093	50188	Co-60	-0.006 U	0.0184	0.0057	0.028	0.00 - 0.50
5DN-00093	50188	Cs-134	0.0087 U	0.0183	0.0064	0.0864	0.00 - 0.50
5DN-00093	50188	Cs-137	0.0377	0.016	0.0085	0.207	0.00 - 0.50
5DN-00093	50188	Eu-152	-0.0124 U	0.0498	0.0217	0.0566	0.00 - 0.50
5DN-00093	50188	Eu-154	-0.0299 U	0.1	0.0305	0.15	0.00 - 0.50
5DN-00093	50188	Eu-155	0.073 SJ	0.0797	0.0291	0.231	0.00 - 0.50
5DN-00093	50188	Ho-166m	-0.0087 U	0.0255	0.008	0.0432	0.00 - 0.50
5DN-00093	50188	K-40	21.7	0.147	1.32	32.4	0.00 - 0.50
5DN-00093	50188	Na-22	-0.0048 U	0.0236	0.0071	0.037	0.00 - 0.50
5DN-00093	50188	Nb-94	-0.0001 U	0.015	0.0045	0.0214	0.00 - 0.50
5DN-00093	50188	Np-236	-0.0216 U	0.0385	0.0127	0.047	0.00 - 0.50
5DN-00093	50188	Np-239	-0.0575 U	0.137	0.0444	0.139	0.00 - 0.50
5DN-00093	50188	Pa-231	-0.362 U	0.808	0.275	0.936	0.00 - 0.50
5DN-00093	50188	Pb-212	1.77	0.0429	0.109	2.69	0.00 - 0.50
5DN-00093	50188	Pb-214	0.953	0.0355	0.0473	1.7	0.00 - 0.50
5DN-00093	50188	Pu-238	0.0028 U	0.014	0.0035	0.0415	0.00 - 0.50
5DN-00093	50188	Pu-239/240	0.0028 U	0.0139	0.0035	0.0404	0.00 - 0.50
5DN-00093	50188	Pu-244	0.0044	0.0059	0.0031	0.0313	0.00 - 0.50
5DN-00093	50188	Sb-125	-0.004 U	0.0516	0.0152	0.354	0.00 - 0.50
5DN-00093	50188	Sn-126	0.0021 U	0.0163	0.0049	0.0237	0.00 - 0.50
5DN-00093	50188	Sr-90	0.0016 U	0.121	0.0324	0.485	0.00 - 0.50
5DN-00093	50188	Th-228	1.44	0.132	0.145	3.98	0.00 - 0.50
5DN-00093	50188	Th-229	0.0211 U	0.0653	0.0186	0.145	0.00 - 0.50
5DN-00093	50188	Th-230	1.01	0.0651	0.104	2.2	0.00 - 0.50
5DN-00093	50188	Th-232	1.12	0.0189	0.111	3.1	0.00 - 0.50
5DN-00093	50188	Th-234	1.4 J	0.311	0.159	3.19	0.00 - 0.50
5DN-00093	50188	Tl-208	0.526	0.02	0.0302	0.937	0.00 - 0.50
5DN-00093	50188	Tm-171	-7.56 U	18.3	6.44	72.4	0.00 - 0.50

Table A.2
Analytical Results Summary
Subarea 5D, Round 1

Sample Location	Sample ID	Analyte Name	Activity	MDC	TPU	RTL	Sample Depth (feet bgs)
5DN-00093	50188	U-233/234	0.715	0.0235	0.0723	2.02	0.00 - 0.50
5DN-00093	50188	U-235/236	0.0639	0.0124	0.0177	0.151	0.00 - 0.50
5DN-00093	50188	U-238	0.791	0.0235	0.0779	1.8	0.00 - 0.50
5DN-00093	50189	Ac-227	-0.0295 U	0.246	0.0736	0.217	1.00 - 5.00
5DN-00093	50189	Am-241	-0.0094 U	0.0452	0.0074	0.0454	1.00 - 5.00
5DN-00093	50189	Bi-212	1.13	0.209	0.104	2.15	1.00 - 5.00
5DN-00093	50189	Bi-214	0.964	0.0384	0.0492	1.59	1.00 - 5.00
5DN-00093	50189	Cd-113m	-14.4 U	166	49.6	3030	1.00 - 5.00
5DN-00093	50189	Cm-243/244	0.0023 U	0.0432	0.0098	0.0443	1.00 - 5.00
5DN-00093	50189	Co-60	-0.004 U	0.0248	0.0074	0.028	1.00 - 5.00
5DN-00093	50189	Cs-134	0.0004 U	0.0219	0.0074	0.0864	1.00 - 5.00
5DN-00093	50189	Cs-137	-0.0079 U	0.0231	0.0072	0.207	1.00 - 5.00
5DN-00093	50189	Eu-152	-0.0006 U	0.0616	0.02	0.0566	1.00 - 5.00
5DN-00093	50189	Eu-154	-0.0827 U	0.131	0.0444	0.15	1.00 - 5.00
5DN-00093	50189	Eu-155	0.0523 J	0.0936	0.0308	0.231	1.00 - 5.00
5DN-00093	50189	Ho-166m	-0.0275 UJ	0.0327	0.0122	0.0432	1.00 - 5.00
5DN-00093	50189	K-40	21.4	0.186	1.33	32.4	1.00 - 5.00
5DN-00093	50189	Na-22	-0.0116 U	0.0305	0.0097	0.037	1.00 - 5.00
5DN-00093	50189	Nb-94	0.0029 U	0.0199	0.0059	0.0214	1.00 - 5.00
5DN-00093	50189	Np-236	0.0044 U	0.0472	0.0145	0.047	1.00 - 5.00
5DN-00093	50189	Np-239	-0.032 U	0.163	0.0489	0.139	1.00 - 5.00
5DN-00093	50189	Pa-231	-0.0298 U	1.02	0.328	0.936	1.00 - 5.00
5DN-00093	50189	Pb-212	1.95	0.0494	0.127	2.69	1.00 - 5.00
5DN-00093	50189	Pb-214	1.1	0.042	0.0563	1.7	1.00 - 5.00
5DN-00093	50189	Pu-238	-0.0017 U	0.0149	0.0029	0.0415	1.00 - 5.00
5DN-00093	50189	Pu-239/240	0.0076	0.0148	0.005	0.0404	1.00 - 5.00
5DN-00093	50189	Pu-244	0.0053	0.0148	0.0044	0.0313	1.00 - 5.00
5DN-00093	50189	Sb-125	0.0265 U	0.0653	0.0204	0.354	1.00 - 5.00
5DN-00093	50189	Sn-126	0.0112 U	0.0231	0.0071	0.0237	1.00 - 5.00
5DN-00093	50189	Sr-90	0.202	0.323	0.102	0.485	1.00 - 5.00
5DN-00093	50189	Th-228	1.52 L	0.105	0.149	3.98	1.00 - 5.00
5DN-00093	50189	Th-229	0.0221 LU	0.0683	0.0195	0.145	1.00 - 5.00
5DN-00093	50189	Th-230	0.902 L	0.0962	0.1	2.2	1.00 - 5.00
5DN-00093	50189	Th-232	1.18 L	0.0198	0.117	3.1	1.00 - 5.00

Table A.2
Analytical Results Summary
Subarea 5D, Round 1

Sample Location	Sample ID	Analyte Name	Activity	MDC	TPU	RTL	Sample Depth (feet bgs)
5DN-00093	50189	Th-234	1.58 J	0.383	0.193	3.19	1.00 - 5.00
5DN-00093	50189	Tl-208	0.585	0.0244	0.0349	0.937	1.00 - 5.00
5DN-00093	50189	Tm-171	8.7 U	23.9	8.19	72.4	1.00 - 5.00
5DN-00093	50189	U-233/234	0.778	0.0163	0.0896	2.02	1.00 - 5.00
5DN-00093	50189	U-235/236	0.0742	0.0201	0.0241	0.151	1.00 - 5.00
5DN-00093	50189	U-238	0.716	0.0382	0.0847	1.8	1.00 - 5.00
5DN-00094	50190	Ac-227	-0.0995 U	0.196	0.0654	0.217	0.00 - 0.50
5DN-00094	50190	Am-241	0.0035 U	0.0179	0.0046	0.0454	0.00 - 0.50
5DN-00094	50190	Bi-212	0.991	0.152	0.0926	2.15	0.00 - 0.50
5DN-00094	50190	Bi-214	0.908	0.0295	0.0428	1.59	0.00 - 0.50
5DN-00094	50190	Cd-113m	-58.9 U	133	47.1	3030	0.00 - 0.50
5DN-00094	50190	Cm-243/244	0.0093	0.0063	0.0047	0.0443	0.00 - 0.50
5DN-00094	50190	Co-60	-0.005 U	0.0174	0.0054	0.028	0.00 - 0.50
5DN-00094	50190	Cs-134	0.0129 JS	0.0178	0.0066	0.0864	0.00 - 0.50
5DN-00094	50190	Cs-137	0.0176	0.0177	0.006	0.207	0.00 - 0.50
5DN-00094	50190	Eu-152	-0.036 U	0.0478	0.0196	0.0566	0.00 - 0.50
5DN-00094	50190	Eu-154	-0.0148 U	0.0925	0.0318	0.15	0.00 - 0.50
5DN-00094	50190	Eu-155	0.0588 JS	0.0775	0.0267	0.231	0.00 - 0.50
5DN-00094	50190	Ho-166m	-0.0006 U	0.0251	0.0075	0.0432	0.00 - 0.50
5DN-00094	50190	K-40	20.9	0.14	1.27	32.4	0.00 - 0.50
5DN-00094	50190	Na-22	-0.0111 U	0.0216	0.0071	0.037	0.00 - 0.50
5DN-00094	50190	Nb-94	0.0127 JS	0.0152	0.0053	0.0214	0.00 - 0.50
5DN-00094	50190	Np-236	-0.0035 U	0.0383	0.0115	0.047	0.00 - 0.50
5DN-00094	50190	Np-239	-0.0039 U	0.134	0.0408	0.139	0.00 - 0.50
5DN-00094	50190	Pa-231	-0.34 U	0.789	0.268	0.936	0.00 - 0.50
5DN-00094	50190	Pb-212	1.7	0.0413	0.105	2.69	0.00 - 0.50
5DN-00094	50190	Pb-214	1.02	0.035	0.0495	1.7	0.00 - 0.50
5DN-00094	50190	Pu-238	0	0.0054	0.002	0.0415	0.00 - 0.50
5DN-00094	50190	Pu-239/240	0.0136	0.018	0.0065	0.0404	0.00 - 0.50
5DN-00094	50190	Pu-244	0.0099	0.0054	0.0045	0.0313	0.00 - 0.50
5DN-00094	50190	Sb-125	-0.008 U	0.0502	0.015	0.354	0.00 - 0.50
5DN-00094	50190	Sn-126	0.0004 U	0.0163	0.0049	0.0237	0.00 - 0.50
5DN-00094	50190	Sr-90	-0.126 U	0.308	0.0771	0.485	0.00 - 0.50
5DN-00094	50190	Th-228	1.44 J	0.169	0.151	3.98	0.00 - 0.50

Table A.2
Analytical Results Summary
Subarea 5D, Round 1

Sample Location	Sample ID	Analyte Name	Activity	MDC	TPU	RTL	Sample Depth (feet bgs)
5DN-00094	50190	Th-229	0.0297 U	0.0894	0.0258	0.145	0.00 - 0.50
5DN-00094	50190	Th-230	0.979	0.0546	0.104	2.2	0.00 - 0.50
5DN-00094	50190	Th-232	1.07	0.02	0.11	3.1	0.00 - 0.50
5DN-00094	50190	Th-234	1.41 J	0.311	0.15	3.19	0.00 - 0.50
5DN-00094	50190	Tl-208	0.514	0.0191	0.0297	0.937	0.00 - 0.50
5DN-00094	50190	Tm-171	-18 UJ	17.6	7.42	72.4	0.00 - 0.50
5DN-00094	50190	U-233/234	0.701	0.0506	0.0858	2.02	0.00 - 0.50
5DN-00094	50190	U-235/236	0.0555	0.0215	0.0214	0.151	0.00 - 0.50
5DN-00094	50190	U-238	0.983	0.0409	0.108	1.8	0.00 - 0.50
5DN-00094	50191	Ac-227	0.0228 U	0.209	0.0614	0.217	1.00 - 5.00
5DN-00094	50191	Am-241	-0.0001 U	0.0245	0.0058	0.0454	1.00 - 5.00
5DN-00094	50191	Bi-212	1.06	0.185	0.0989	2.15	1.00 - 5.00
5DN-00094	50191	Bi-214	1.05	0.0348	0.0509	1.59	1.00 - 5.00
5DN-00094	50191	Cd-113m	-82.1 U	132	45.7	3030	1.00 - 5.00
5DN-00094	50191	Cm-243/244	0.0032 U	0.0159	0.0041	0.0443	1.00 - 5.00
5DN-00094	50191	Co-60	0.0047 U	0.0224	0.0065	0.028	1.00 - 5.00
5DN-00094	50191	Cs-134	-0.0039 U	0.0199	0.0068	0.0864	1.00 - 5.00
5DN-00094	50191	Cs-137	0.0072 U	0.0202	0.0068	0.207	1.00 - 5.00
5DN-00094	50191	Eu-152	-0.0227 U	0.0509	0.0169	0.0566	1.00 - 5.00
5DN-00094	50191	Eu-154	-0.0574 U	0.11	0.0354	0.15	1.00 - 5.00
5DN-00094	50191	Eu-155	0.114 SJ	0.0728	0.0278	0.231	1.00 - 5.00
5DN-00094	50191	Ho-166m	0.0179 SJ	0.0321	0.0101	0.0432	1.00 - 5.00
5DN-00094	50191	K-40	20.6	0.159	1.12	32.4	1.00 - 5.00
5DN-00094	50191	Na-22	-0.0059 U	0.0281	0.0085	0.037	1.00 - 5.00
5DN-00094	50191	Nb-94	0.0157 SJ	0.0179	0.0062	0.0214	1.00 - 5.00
5DN-00094	50191	Np-236	-0.0007 U	0.0381	0.0116	0.047	1.00 - 5.00
5DN-00094	50191	Np-239	0.042 U	0.134	0.04	0.139	1.00 - 5.00
5DN-00094	50191	Pa-231	-0.045 U	0.85	0.252	0.936	1.00 - 5.00
5DN-00094	50191	Pb-212	1.86	0.0402	0.108	2.69	1.00 - 5.00
5DN-00094	50191	Pb-214	1.15	0.0358	0.0562	1.7	1.00 - 5.00
5DN-00094	50191	Pu-238	0.0033 U	0.0165	0.0041	0.0415	1.00 - 5.00
5DN-00094	50191	Pu-239/240	-0.006 U	0.0302	0.0058	0.0404	1.00 - 5.00
5DN-00094	50191	Pu-244	0.0007 U	0.0165	0.0032	0.0313	1.00 - 5.00
5DN-00094	50191	Sb-125	0.008 U	0.0557	0.0168	0.354	1.00 - 5.00

Table A.2
Analytical Results Summary
Subarea 5D, Round 1

Sample Location	Sample ID	Analyte Name	Activity	MDC	TPU	RTL	Sample Depth (feet bgs)
5DN-00094	50191	Sn-126	0.0094 U	0.0194	0.0059	0.0237	1.00 - 5.00
5DN-00094	50191	Sr-90	0.0541 U	0.301	0.086	0.485	1.00 - 5.00
5DN-00094	50191	Th-228	1.42	0.0909	0.139	3.98	1.00 - 5.00
5DN-00094	50191	Th-229	0.0343	0.0637	0.0207	0.145	1.00 - 5.00
5DN-00094	50191	Th-230	0.828	0.0504	0.09	2.2	1.00 - 5.00
5DN-00094	50191	Th-232	1.32	0.0502	0.122	3.1	1.00 - 5.00
5DN-00094	50191	Th-234	1.62	0.285	0.147	3.19	1.00 - 5.00
5DN-00094	50191	Tl-208	0.581	0.0232	0.0342	0.937	1.00 - 5.00
5DN-00094	50191	Tm-171	-1.9 U	14.4	4.82	72.4	1.00 - 5.00
5DN-00094	50191	U-233/234	0.782	0.0621	0.0838	2.02	1.00 - 5.00
5DN-00094	50191	U-235/236	0.0592	0.0178	0.0201	0.151	1.00 - 5.00
5DN-00094	50191	U-238	0.852	0.0339	0.0879	1.8	1.00 - 5.00
5DN-00095	50192	Ac-227	0.108 U	0.221	0.0703	0.217	0.00 - 0.50
5DN-00095	50192	Am-241	-0.0044 U	0.0185	0.0033	0.0454	0.00 - 0.50
5DN-00095	50192	Bi-212	0.929	0.159	0.0788	2.15	0.00 - 0.50
5DN-00095	50192	Bi-214	0.941	0.0298	0.0435	1.59	0.00 - 0.50
5DN-00095	50192	Cd-113m	-206 UJ	147	72.9	3030	0.00 - 0.50
5DN-00095	50192	Cm-243/244	-0.0018 U	0.021	0.0042	0.0443	0.00 - 0.50
5DN-00095	50192	Co-60	-0.0032 U	0.0181	0.0055	0.028	0.00 - 0.50
5DN-00095	50192	Cs-134	0.191 Z	0.0278	0.0457	0.0864	0.00 - 0.50
5DN-00095	50192	Cs-137	0.0548	0.0168	0.0078	0.207	0.00 - 0.50
5DN-00095	50192	Eu-152	-0.0142 U	0.053	0.0342	0.0566	0.00 - 0.50
5DN-00095	50192	Eu-154	0.0529 J	0.102	0.0318	0.15	0.00 - 0.50
5DN-00095	50192	Eu-155	0.004 U	0.0863	0.0265	0.231	0.00 - 0.50
5DN-00095	50192	Ho-166m	-0.009 U	0.0264	0.0084	0.0432	0.00 - 0.50
5DN-00095	50192	K-40	21.8	0.118	1.43	32.4	0.00 - 0.50
5DN-00095	50192	Na-22	-0.0077 U	0.0227	0.0071	0.037	0.00 - 0.50
5DN-00095	50192	Nb-94	0.0115 JS	0.0152	0.0052	0.0214	0.00 - 0.50
5DN-00095	50192	Np-236	-0.0089 U	0.043	0.0134	0.047	0.00 - 0.50
5DN-00095	50192	Np-239	-0.07 U	0.145	0.0543	0.139	0.00 - 0.50
5DN-00095	50192	Pa-231	0.384 U	0.889	0.334	0.936	0.00 - 0.50
5DN-00095	50192	Pb-212	1.62	0.0445	0.108	2.69	0.00 - 0.50
5DN-00095	50192	Pb-214	1.08	0.0359	0.0536	1.7	0.00 - 0.50
5DN-00095	50192	Pu-238	-0.0025 U	0.0197	0.0035	0.0415	0.00 - 0.50

Table A.2
Analytical Results Summary
Subarea 5D, Round 1

Sample Location	Sample ID	Analyte Name	Activity	MDC	TPU	RTL	Sample Depth (feet bgs)
5DN-00095	50192	Pu-239/240	0.013	0.0059	0.0053	0.0404	0.00 - 0.50
5DN-00095	50192	Pu-244	0.0093	0.0138	0.0051	0.0313	0.00 - 0.50
5DN-00095	50192	Sb-125	0.0015 U	0.0525	0.0158	0.354	0.00 - 0.50
5DN-00095	50192	Sn-126	-0.0121 UJ	0.0161	0.0058	0.0237	0.00 - 0.50
5DN-00095	50192	Sr-90	0.0601 U	0.316	0.091	0.485	0.00 - 0.50
5DN-00095	50192	Th-228	1.7	0.119	0.168	3.98	0.00 - 0.50
5DN-00095	50192	Th-229	0.0315	0.073	0.0223	0.145	0.00 - 0.50
5DN-00095	50192	Th-230	0.824	0.124	0.0996	2.2	0.00 - 0.50
5DN-00095	50192	Th-232	1.22	0.0576	0.123	3.1	0.00 - 0.50
5DN-00095	50192	Th-234	1.29 J	0.401	0.336	3.19	0.00 - 0.50
5DN-00095	50192	Tl-208	0.476	0.0189	0.0271	0.937	0.00 - 0.50
5DN-00095	50192	Tm-171	31.6 J	21.1	10.6	72.4	0.00 - 0.50
5DN-00095	50192	U-233/234	0.882	0.0602	0.102	2.02	0.00 - 0.50
5DN-00095	50192	U-235/236	0.0411	0.0223	0.0186	0.151	0.00 - 0.50
5DN-00095	50192	U-238	0.801	0.0524	0.0952	1.8	0.00 - 0.50
5DN-00095	50193	Ac-227	0.0468 U	0.197	0.0589	0.217	1.00 - 5.00
5DN-00095	50193	Am-241	-0.0083 U	0.029	0.005	0.0454	1.00 - 5.00
5DN-00095	50193	Bi-212	0.806 J	0.16	0.0936	2.15	1.00 - 5.00
5DN-00095	50193	Bi-214	0.725	0.0316	0.036	1.59	1.00 - 5.00
5DN-00095	50193	Cd-113m	-10.9 U	132	39.4	3030	1.00 - 5.00
5DN-00095	50193	Cm-243/244	0.0054 U	0.0254	0.0068	0.0443	1.00 - 5.00
5DN-00095	50193	Co-60	0.0147 J	0.0207	0.0067	0.028	1.00 - 5.00
5DN-00095	50193	Cs-134	-0.0052 U	0.0178	0.0063	0.0864	1.00 - 5.00
5DN-00095	50193	Cs-137	0.0105 J	0.0174	0.0062	0.207	1.00 - 5.00
5DN-00095	50193	Eu-152	-0.0224 U	0.0475	0.0176	0.0566	1.00 - 5.00
5DN-00095	50193	Eu-154	-0.0593 U	0.102	0.0339	0.15	1.00 - 5.00
5DN-00095	50193	Eu-155	0.101 SJ	0.073	0.03	0.231	1.00 - 5.00
5DN-00095	50193	Ho-166m	-0.0009 U	0.0274	0.0081	0.0432	1.00 - 5.00
5DN-00095	50193	K-40	18.6	0.12	1.15	32.4	1.00 - 5.00
5DN-00095	50193	Na-22	-0.0147 U	0.0237	0.0081	0.037	1.00 - 5.00
5DN-00095	50193	Nb-94	0.0073 U	0.0161	0.005	0.0214	1.00 - 5.00
5DN-00095	50193	Np-236	-0.0126 U	0.0373	0.0119	0.047	1.00 - 5.00
5DN-00095	50193	Np-239	0.0385 U	0.132	0.0399	0.139	1.00 - 5.00
5DN-00095	50193	Pa-231	0.214 U	0.814	0.264	0.936	1.00 - 5.00

Table A.2
Analytical Results Summary
Subarea 5D, Round 1

Sample Location	Sample ID	Analyte Name	Activity	MDC	TPU	RTL	Sample Depth (feet bgs)
5DN-00095	50193	Pb-212	1.49	0.041	0.0968	2.69	1.00 - 5.00
5DN-00095	50193	Pb-214	0.79	0.0342	0.041	1.7	1.00 - 5.00
5DN-00095	50193	Pu-238	0	0.0062	0.0023	0.0415	1.00 - 5.00
5DN-00095	50193	Pu-239/240	0.0142	0.0144	0.0062	0.0404	1.00 - 5.00
5DN-00095	50193	Pu-244	0.0068	0.0061	0.0039	0.0313	1.00 - 5.00
5DN-00095	50193	Sb-125	0.0231 U	0.0497	0.0157	0.354	1.00 - 5.00
5DN-00095	50193	Sn-126	0.0046 U	0.0174	0.0052	0.0237	1.00 - 5.00
5DN-00095	50193	Sr-90	0.0231 U	0.313	0.0869	0.485	1.00 - 5.00
5DN-00095	50193	Th-228	1.62 L	0.114	0.149	3.98	1.00 - 5.00
5DN-00095	50193	Th-229	0.0262 UL	0.0705	0.0208	0.145	1.00 - 5.00
5DN-00095	50193	Th-230	0.882 J	0.0177	0.0911	2.2	1.00 - 5.00
5DN-00095	50193	Th-232	1.31 L	0.0177	0.119	3.1	1.00 - 5.00
5DN-00095	50193	Th-234	1.29 J	0.369	0.335	3.19	1.00 - 5.00
5DN-00095	50193	Tl-208	0.479	0.0219	0.0274	0.937	1.00 - 5.00
5DN-00095	50193	Tm-171	6.11 U	19.4	5.96	72.4	1.00 - 5.00
5DN-00095	50193	U-233/234	0.732	0.0268	0.0731	2.02	1.00 - 5.00
5DN-00095	50193	U-235/236	0.0312	0.0141	0.0129	0.151	1.00 - 5.00
5DN-00095	50193	U-238	0.729	0.0331	0.073	1.8	1.00 - 5.00
5DN-00096	50194	Ac-227	-0.186 UJ	0.22	0.0828	0.217	0.00 - 0.50
5DN-00096	50194	Am-241	0.0034 U	0.0171	0.0044	0.0454	0.00 - 0.50
5DN-00096	50194	Bi-212	1.01	0.185	0.1	2.15	0.00 - 0.50
5DN-00096	50194	Bi-214	1.01	0.0331	0.0481	1.59	0.00 - 0.50
5DN-00096	50194	Cd-113m	-77.4 U	150	52.3	3030	0.00 - 0.50
5DN-00096	50194	Cm-243/244	0.0041 U	0.0201	0.0052	0.0443	0.00 - 0.50
5DN-00096	50194	Co-60	-0.0077 U	0.0205	0.0064	0.028	0.00 - 0.50
5DN-00096	50194	Cs-134	0.0066 U	0.0199	0.0067	0.0864	0.00 - 0.50
5DN-00096	50194	Cs-137	0.0249	0.0199	0.0055	0.207	0.00 - 0.50
5DN-00096	50194	Eu-152	-0.0131 U	0.0532	0.0186	0.0566	0.00 - 0.50
5DN-00096	50194	Eu-154	0.0844 J	0.123	0.0453	0.15	0.00 - 0.50
5DN-00096	50194	Eu-155	0.0921 JS	0.0876	0.0367	0.231	0.00 - 0.50
5DN-00096	50194	Ho-166m	0.0091 U	0.0302	0.009	0.0432	0.00 - 0.50
5DN-00096	50194	K-40	21.1	0.149	1.32	32.4	0.00 - 0.50
5DN-00096	50194	Na-22	0.0103 U	0.0279	0.0084	0.037	0.00 - 0.50
5DN-00096	50194	Nb-94	0.0126 JS	0.0178	0.0059	0.0214	0.00 - 0.50

Table A.2
Analytical Results Summary
Subarea 5D, Round 1

Sample Location	Sample ID	Analyte Name	Activity	MDC	TPU	RTL	Sample Depth (feet bgs)
5DN-00096	50194	Np-236	0.0115 U	0.0435	0.0141	0.047	0.00 - 0.50
5DN-00096	50194	Np-239	-0.039 U	0.146	0.046	0.139	0.00 - 0.50
5DN-00096	50194	Pa-231	-0.132 U	0.896	0.305	0.936	0.00 - 0.50
5DN-00096	50194	Pb-212	1.72	0.0445	0.114	2.69	0.00 - 0.50
5DN-00096	50194	Pb-214	1.16	0.0377	0.0594	1.7	0.00 - 0.50
5DN-00096	50194	Pu-238	0.0023	0.0063	0.0023	0.0415	0.00 - 0.50
5DN-00096	50194	Pu-239/240	0.0013 U	0.0183	0.004	0.0404	0.00 - 0.50
5DN-00096	50194	Pu-244	0.0053	0.0147	0.0044	0.0313	0.00 - 0.50
5DN-00096	50194	Sb-125	0.0281 JS	0.0574	0.018	0.354	0.00 - 0.50
5DN-00096	50194	Sn-126	-0.0024 U	0.0187	0.0055	0.0237	0.00 - 0.50
5DN-00096	50194	Sr-90	0.0677 U	0.305	0.0887	0.485	0.00 - 0.50
5DN-00096	50194	Th-228	1.5	0.127	0.149	3.98	0.00 - 0.50
5DN-00096	50194	Th-229	0.0215 U	0.086	0.0238	0.145	0.00 - 0.50
5DN-00096	50194	Th-230	0.871	0.0526	0.0948	2.2	0.00 - 0.50
5DN-00096	50194	Th-232	1.1	0.0193	0.11	3.1	0.00 - 0.50
5DN-00096	50194	Th-234	1.28 J	0.372	0.177	3.19	0.00 - 0.50
5DN-00096	50194	Tl-208	0.49	0.022	0.0297	0.937	0.00 - 0.50
5DN-00096	50194	Tm-171	-11.1 U	25.1	8.82	72.4	0.00 - 0.50
5DN-00096	50194	U-233/234	0.776	0.0544	0.0943	2.02	0.00 - 0.50
5DN-00096	50194	U-235/236	0.0072 U	0.0772	0.0182	0.151	0.00 - 0.50
5DN-00096	50194	U-238	0.876	0.0187	0.102	1.8	0.00 - 0.50
5DN-00096	50195	Ac-227	-0.156 U	0.25	0.084	0.217	1.00 - 5.00
5DN-00096	50195	Am-241	0.0019	0.005	0.0019	0.0454	1.00 - 5.00
5DN-00096	50195	Bi-212	1.08 J	0.235	0.128	2.15	1.00 - 5.00
5DN-00096	50195	Bi-214	0.889	0.0445	0.0476	1.59	1.00 - 5.00
5DN-00096	50195	Cd-113m	-80.3 U	170	54.5	3030	1.00 - 5.00
5DN-00096	50195	Cm-243/244	-0.0022 U	0.0172	0.003	0.0443	1.00 - 5.00
5DN-00096	50195	Co-60	0.0178 J	0.0317	0.0095	0.028	1.00 - 5.00
5DN-00096	50195	Cs-134	-0.0074 U	0.0248	0.0086	0.0864	1.00 - 5.00
5DN-00096	50195	Cs-137	-0.0048 U	0.0272	0.0081	0.207	1.00 - 5.00
5DN-00096	50195	Eu-152	-0.0395 U	0.0657	0.0238	0.0566	1.00 - 5.00
5DN-00096	50195	Eu-154	-0.0671 U	0.156	0.0509	0.15	1.00 - 5.00
5DN-00096	50195	Eu-155	0.067 SJ	0.0915	0.0316	0.231	1.00 - 5.00
5DN-00096	50195	Ho-166m	0.0019 U	0.0409	0.0119	0.0432	1.00 - 5.00

Table A.2
Analytical Results Summary
Subarea 5D, Round 1

Sample Location	Sample ID	Analyte Name	Activity	MDC	TPU	RTL	Sample Depth (feet bgs)
5DN-00096	50195	K-40	18.7	0.197	1.09	32.4	1.00 - 5.00
5DN-00096	50195	Na-22	0.0024 U	0.0363	0.0104	0.037	1.00 - 5.00
5DN-00096	50195	Nb-94	0.0164 SJ	0.0241	0.0077	0.0214	1.00 - 5.00
5DN-00096	50195	Np-236	0.0069 U	0.0453	0.0139	0.047	1.00 - 5.00
5DN-00096	50195	Np-239	0.054 U	0.166	0.0498	0.139	1.00 - 5.00
5DN-00096	50195	Pa-231	-0.117 U	1.05	0.323	0.936	1.00 - 5.00
5DN-00096	50195	Pb-212	1.85	0.0503	0.11	2.69	1.00 - 5.00
5DN-00096	50195	Pb-214	1.05	0.0466	0.0546	1.7	1.00 - 5.00
5DN-00096	50195	Pu-238	0.0043	0.0058	0.003	0.0415	1.00 - 5.00
5DN-00096	50195	Pu-239/240	0.0027 U	0.0135	0.0034	0.0404	1.00 - 5.00
5DN-00096	50195	Pu-244	0.0027 U	0.0135	0.0034	0.0313	1.00 - 5.00
5DN-00096	50195	Sb-125	-0.012 U	0.0718	0.022	0.354	1.00 - 5.00
5DN-00096	50195	Sn-126	0.0028 U	0.0256	0.0074	0.0237	1.00 - 5.00
5DN-00096	50195	Sr-90	0.254	0.336	0.11	0.485	1.00 - 5.00
5DN-00096	50195	Th-228	1.47 J	0.176	0.172	3.98	1.00 - 5.00
5DN-00096	50195	Th-229	0.0809	0.0939	0.0354	0.145	1.00 - 5.00
5DN-00096	50195	Th-230	0.878	0.0273	0.11	2.2	1.00 - 5.00
5DN-00096	50195	Th-232	1.15	0.0741	0.132	3.1	1.00 - 5.00
5DN-00096	50195	Th-234	1.61 J	0.346	0.18	3.19	1.00 - 5.00
5DN-00096	50195	Tl-208	0.579	0.0299	0.0364	0.937	1.00 - 5.00
5DN-00096	50195	Tm-171	-5.82 U	17.5	6.07	72.4	1.00 - 5.00
5DN-00096	50195	U-233/234	0.742	0.0603	0.0761	2.02	1.00 - 5.00
5DN-00096	50195	U-235/236	0.0412	0.043	0.0175	0.151	1.00 - 5.00
5DN-00096	50195	U-238	0.845	0.0399	0.0824	1.8	1.00 - 5.00
5DN-00097	50196	Ac-227	0.0191 U	0.181	0.0553	0.217	0.00 - 0.50
5DN-00097	50196	Am-241	0.0106	0.0058	0.0048	0.0454	0.00 - 0.50
5DN-00097	50196	Bi-212	1.08	0.155	0.0939	2.15	0.00 - 0.50
5DN-00097	50196	Bi-214	0.88	0.0289	0.0426	1.59	0.00 - 0.50
5DN-00097	50196	Cd-113m	-0.124 U	121	37	3030	0.00 - 0.50
5DN-00097	50196	Cm-243/244	-0.005 U	0.0253	0.0049	0.0443	0.00 - 0.50
5DN-00097	50196	Co-60	0.0019 U	0.0185	0.0055	0.028	0.00 - 0.50
5DN-00097	50196	Cs-134	-0.0008 U	0.0166	0.0057	0.0864	0.00 - 0.50
5DN-00097	50196	Cs-137	0.0186	0.016	0.007	0.207	0.00 - 0.50
5DN-00097	50196	Eu-152	-0.0214 U	0.0437	0.0139	0.0566	0.00 - 0.50

Table A.2
Analytical Results Summary
Subarea 5D, Round 1

Sample Location	Sample ID	Analyte Name	Activity	MDC	TPU	RTL	Sample Depth (feet bgs)
5DN-00097	50196	Eu-154	-0.0266 U	0.0973	0.0297	0.15	0.00 - 0.50
5DN-00097	50196	Eu-155	0.0777 JS	0.0644	0.0262	0.231	0.00 - 0.50
5DN-00097	50196	Ho-166m	0.0072 U	0.0258	0.0078	0.0432	0.00 - 0.50
5DN-00097	50196	K-40	21.2	0.131	1.21	32.4	0.00 - 0.50
5DN-00097	50196	Na-22	-0.0092 U	0.0218	0.0071	0.037	0.00 - 0.50
5DN-00097	50196	Nb-94	0.0008 U	0.0146	0.0044	0.0214	0.00 - 0.50
5DN-00097	50196	Np-236	-0.0142 U	0.0335	0.0105	0.047	0.00 - 0.50
5DN-00097	50196	Np-239	-0.0921 UJ	0.116	0.0424	0.139	0.00 - 0.50
5DN-00097	50196	Pa-231	0.0614 U	0.737	0.226	0.936	0.00 - 0.50
5DN-00097	50196	Pb-212	1.67	0.0367	0.0999	2.69	0.00 - 0.50
5DN-00097	50196	Pb-214	0.986	0.0311	0.0481	1.7	0.00 - 0.50
5DN-00097	50196	Pu-238	0.0032 U	0.0158	0.0039	0.0415	0.00 - 0.50
5DN-00097	50196	Pu-239/240	-0.0064 U	0.0268	0.0047	0.0404	0.00 - 0.50
5DN-00097	50196	Pu-244	0.0025	0.0067	0.0025	0.0313	0.00 - 0.50
5DN-00097	50196	Sb-125	-0.0138 U	0.0465	0.0142	0.354	0.00 - 0.50
5DN-00097	50196	Sn-126	0.0004 U	0.016	0.0048	0.0237	0.00 - 0.50
5DN-00097	50196	Sr-90	0.0447 U	0.246	0.0706	0.485	0.00 - 0.50
5DN-00097	50196	Th-228	1.67	0.114	0.164	3.98	0.00 - 0.50
5DN-00097	50196	Th-229	0.0905	0.0812	0.0324	0.145	0.00 - 0.50
5DN-00097	50196	Th-230	0.812	0.0204	0.0922	2.2	0.00 - 0.50
5DN-00097	50196	Th-232	1.05	0.0552	0.109	3.1	0.00 - 0.50
5DN-00097	50196	Th-234	1.47 J	0.263	0.152	3.19	0.00 - 0.50
5DN-00097	50196	Tl-208	0.52	0.0189	0.0289	0.937	0.00 - 0.50
5DN-00097	50196	Tm-171	0.0046 U	14.7	5.07	72.4	0.00 - 0.50
5DN-00097	50196	U-233/234	0.725	0.0523	0.0888	2.02	0.00 - 0.50
5DN-00097	50196	U-235/236	0.0246	0.0222	0.0143	0.151	0.00 - 0.50
5DN-00097	50196	U-238	0.717	0.0422	0.0878	1.8	0.00 - 0.50
5DN-00097	50197	Ac-227	-0.0043 U	0.187	0.0572	0.217	1.00 - 5.00
5DN-00097	50197	Am-241	0.0142	0.0233	0.0078	0.0454	1.00 - 5.00
5DN-00097	50197	Bi-212	0.91 J	0.157	0.0997	2.15	1.00 - 5.00
5DN-00097	50197	Bi-214	0.788	0.0304	0.0429	1.59	1.00 - 5.00
5DN-00097	50197	Cd-113m	-31.5 U	123	38.8	3030	1.00 - 5.00
5DN-00097	50197	Cm-243/244	0.002 U	0.0214	0.005	0.0443	1.00 - 5.00
5DN-00097	50197	Co-60	0.0023 U	0.019	0.0056	0.028	1.00 - 5.00

Table A.2
Analytical Results Summary
Subarea 5D, Round 1

Sample Location	Sample ID	Analyte Name	Activity	MDC	TPU	RTL	Sample Depth (feet bgs)
5DN-00097	50197	Cs-134	0.0021 U	0.0172	0.0058	0.0864	1.00 - 5.00
5DN-00097	50197	Cs-137	-0.0046 U	0.0176	0.0055	0.207	1.00 - 5.00
5DN-00097	50197	Eu-152	0.0118 U	0.0488	0.0147	0.0566	1.00 - 5.00
5DN-00097	50197	Eu-154	0.0082 U	0.102	0.0339	0.15	1.00 - 5.00
5DN-00097	50197	Eu-155	0.0686 JS	0.0676	0.0306	0.231	1.00 - 5.00
5DN-00097	50197	Ho-166m	-0.0055 U	0.0256	0.0079	0.0432	1.00 - 5.00
5DN-00097	50197	K-40	19.4	0.137	1.11	32.4	1.00 - 5.00
5DN-00097	50197	Na-22	-0.0078 U	0.025	0.0079	0.037	1.00 - 5.00
5DN-00097	50197	Nb-94	-0.0007 U	0.0156	0.0047	0.0214	1.00 - 5.00
5DN-00097	50197	Np-236	-0.0079 U	0.0344	0.0103	0.047	1.00 - 5.00
5DN-00097	50197	Np-239	-0.0142 U	0.126	0.0386	0.139	1.00 - 5.00
5DN-00097	50197	Pa-231	0.0519 U	0.778	0.238	0.936	1.00 - 5.00
5DN-00097	50197	Pb-212	1.81	0.0363	0.108	2.69	1.00 - 5.00
5DN-00097	50197	Pb-214	0.907	0.0309	0.0446	1.7	1.00 - 5.00
5DN-00097	50197	Pu-238	0	0.0059	0.0022	0.0415	1.00 - 5.00
5DN-00097	50197	Pu-239/240	-0.001 U	0.0172	0.0031	0.0404	1.00 - 5.00
5DN-00097	50197	Pu-244	0.0028 U	0.0139	0.0035	0.0313	1.00 - 5.00
5DN-00097	50197	Sb-125	0.0134 U	0.0494	0.0145	0.354	1.00 - 5.00
5DN-00097	50197	Sn-126	0.005 U	0.0178	0.0054	0.0237	1.00 - 5.00
5DN-00097	50197	Sr-90	0.0223 U	0.127	0.0354	0.485	1.00 - 5.00
5DN-00097	50197	Th-228	1.61	0.13	0.159	3.98	1.00 - 5.00
5DN-00097	50197	Th-229	0.0233 U	0.0722	0.0206	0.145	1.00 - 5.00
5DN-00097	50197	Th-230	1.05	0.021	0.11	2.2	1.00 - 5.00
5DN-00097	50197	Th-232	1.34	0.0569	0.13	3.1	1.00 - 5.00
5DN-00097	50197	Th-234	1.54 J	0.287	0.169	3.19	1.00 - 5.00
5DN-00097	50197	Tl-208	0.524	0.0194	0.0303	0.937	1.00 - 5.00
5DN-00097	50197	Tm-171	0.475 U	15.2	5.22	72.4	1.00 - 5.00
5DN-00097	50197	U-233/234	0.825	0.0392	0.0845	2.02	1.00 - 5.00
5DN-00097	50197	U-235/236	0.0535	0.0145	0.0173	0.151	1.00 - 5.00
5DN-00097	50197	U-238	0.798	0.0566	0.0831	1.8	1.00 - 5.00
5DN-00098	50198	Ac-227	-0.0681 U	0.162	0.0528	0.217	0.00 - 0.50
5DN-00098	50198	Am-241	-0.0056 U	0.0266	0.0055	0.0454	0.00 - 0.50
5DN-00098	50198	Bi-212	1.12	0.161	0.104	2.15	0.00 - 0.50
5DN-00098	50198	Bi-214	0.951	0.0295	0.0477	1.59	0.00 - 0.50

Table A.2
Analytical Results Summary
Subarea 5D, Round 1

Sample Location	Sample ID	Analyte Name	Activity	MDC	TPU	RTL	Sample Depth (feet bgs)
5DN-00098	50198	Cd-113m	19.7 U	112	34.5	3030	0.00 - 0.50
5DN-00098	50198	Cm-243/244	-0.0054 U	0.0227	0.004	0.0443	0.00 - 0.50
5DN-00098	50198	Co-60	-0.0069 U	0.019	0.0059	0.028	0.00 - 0.50
5DN-00098	50198	Cs-134	0.0024 U	0.017	0.0058	0.0864	0.00 - 0.50
5DN-00098	50198	Cs-137	0.0252	0.0191	0.009	0.207	0.00 - 0.50
5DN-00098	50198	Eu-152	0.0181 U	0.044	0.0148	0.0566	0.00 - 0.50
5DN-00098	50198	Eu-154	0.0384 U	0.107	0.0322	0.15	0.00 - 0.50
5DN-00098	50198	Eu-155	0.0307 JS	0.0539	0.0171	0.231	0.00 - 0.50
5DN-00098	50198	Ho-166m	0.0017 U	0.0271	0.0078	0.0432	0.00 - 0.50
5DN-00098	50198	K-40	20.3	0.139	1.09	32.4	0.00 - 0.50
5DN-00098	50198	Na-22	0.0066 U	0.0254	0.0074	0.037	0.00 - 0.50
5DN-00098	50198	Nb-94	0.0082 JS	0.0159	0.0049	0.0214	0.00 - 0.50
5DN-00098	50198	Np-236	-0.0022 U	0.0269	0.0079	0.047	0.00 - 0.50
5DN-00098	50198	Np-239	0.0031 U	0.106	0.0323	0.139	0.00 - 0.50
5DN-00098	50198	Pa-231	0.106 U	0.681	0.21	0.936	0.00 - 0.50
5DN-00098	50198	Pb-212	1.56	0.033	0.0875	2.69	0.00 - 0.50
5DN-00098	50198	Pb-214	1.07	0.0289	0.051	1.7	0.00 - 0.50
5DN-00098	50198	Pu-238	0	0.0069	0.0025	0.0415	0.00 - 0.50
5DN-00098	50198	Pu-239/240	-0.0026 U	0.0312	0.0069	0.0404	0.00 - 0.50
5DN-00098	50198	Pu-244	0.0075	0.0068	0.0044	0.0313	0.00 - 0.50
5DN-00098	50198	Sb-125	0.004 U	0.0459	0.0135	0.354	0.00 - 0.50
5DN-00098	50198	Sn-126	0.0015 U	0.0168	0.0049	0.0237	0.00 - 0.50
5DN-00098	50198	Sr-90	0.067 U	0.217	0.0635	0.485	0.00 - 0.50
5DN-00098	50198	Th-228	1.5	0.0939	0.145	3.98	0.00 - 0.50
5DN-00098	50198	Th-229	0.0139 U	0.0645	0.017	0.145	0.00 - 0.50
5DN-00098	50198	Th-230	0.762	0.051	0.0855	2.2	0.00 - 0.50
5DN-00098	50198	Th-232	1.12	0.0508	0.109	3.1	0.00 - 0.50
5DN-00098	50198	Th-234	1.19 J	0.213	0.12	3.19	0.00 - 0.50
5DN-00098	50198	Tl-208	0.503	0.0198	0.0303	0.937	0.00 - 0.50
5DN-00098	50198	Tm-171	0.684 U	7.18	2.44	72.4	0.00 - 0.50
5DN-00098	50198	U-233/234	0.671	0.0463	0.0868	2.02	0.00 - 0.50
5DN-00098	50198	U-235/236	0.0294	0.0572	0.0192	0.151	0.00 - 0.50
5DN-00098	50198	U-238	0.737	0.0573	0.0929	1.8	0.00 - 0.50
5DN-00098	50199	Ac-227	-0.0387 U	0.165	0.0502	0.217	1.00 - 5.00

Table A.2
Analytical Results Summary
Subarea 5D, Round 1

Sample Location	Sample ID	Analyte Name	Activity	MDC	TPU	RTL	Sample Depth (feet bgs)
5DN-00098	50199	Am-241	0.0064 U	0.0203	0.0057	0.0454	1.00 - 5.00
5DN-00098	50199	Bi-212	1.06	0.128	0.0885	2.15	1.00 - 5.00
5DN-00098	50199	Bi-214	0.764	0.0252	0.0365	1.59	1.00 - 5.00
5DN-00098	50199	Cd-113m	7.85 U	112	33.2	3030	1.00 - 5.00
5DN-00098	50199	Cm-243/244	0.0013 U	0.018	0.004	0.0443	1.00 - 5.00
5DN-00098	50199	Co-60	-0.0064 U	0.0145	0.0047	0.028	1.00 - 5.00
5DN-00098	50199	Cs-134	0.0071 U	0.0146	0.005	0.0864	1.00 - 5.00
5DN-00098	50199	Cs-137	0.0175	0.0167	0.0062	0.207	1.00 - 5.00
5DN-00098	50199	Eu-152	-0.0175 U	0.0405	0.014	0.0566	1.00 - 5.00
5DN-00098	50199	Eu-154	-0.0167 U	0.0838	0.0294	0.15	1.00 - 5.00
5DN-00098	50199	Eu-155	0.0442 JS	0.0641	0.0223	0.231	1.00 - 5.00
5DN-00098	50199	Ho-166m	0.0032 U	0.0234	0.0068	0.0432	1.00 - 5.00
5DN-00098	50199	K-40	18.7	0.11	1.07	32.4	1.00 - 5.00
5DN-00098	50199	Na-22	-0.0048 U	0.0197	0.0061	0.037	1.00 - 5.00
5DN-00098	50199	Nb-94	-0.0004 U	0.013	0.0038	0.0214	1.00 - 5.00
5DN-00098	50199	Np-236	-0.0088 U	0.0318	0.0095	0.047	1.00 - 5.00
5DN-00098	50199	Np-239	0.019 U	0.114	0.034	0.139	1.00 - 5.00
5DN-00098	50199	Pa-231	-0.252 U	0.671	0.219	0.936	1.00 - 5.00
5DN-00098	50199	Pb-212	1.53	0.0336	0.0966	2.69	1.00 - 5.00
5DN-00098	50199	Pb-214	0.818	0.0284	0.0416	1.7	1.00 - 5.00
5DN-00098	50199	Pu-238	-0.0017 U	0.0149	0.0029	0.0415	1.00 - 5.00
5DN-00098	50199	Pu-239/240	0.0023	0.0063	0.0023	0.0404	1.00 - 5.00
5DN-00098	50199	Pu-244	0.0146	0.0148	0.0064	0.0313	1.00 - 5.00
5DN-00098	50199	Sb-125	0.0172 U	0.0431	0.0134	0.354	1.00 - 5.00
5DN-00098	50199	Sn-126	-0.0028 U	0.0145	0.0043	0.0237	1.00 - 5.00
5DN-00098	50199	Sr-90	-0.0714 U	0.173	0.04	0.485	1.00 - 5.00
5DN-00098	50199	Th-228	1.66 J	0.0988	0.169	3.98	1.00 - 5.00
5DN-00098	50199	Th-229	0.0716	0.0659	0.0286	0.145	1.00 - 5.00
5DN-00098	50199	Th-230	0.767	0.0242	0.0955	2.2	1.00 - 5.00
5DN-00098	50199	Th-232	1.34	0.0655	0.138	3.1	1.00 - 5.00
5DN-00098	50199	Th-234	1.35	0.257	0.129	3.19	1.00 - 5.00
5DN-00098	50199	Tl-208	0.499	0.0163	0.0283	0.937	1.00 - 5.00
5DN-00098	50199	Tm-171	-6.75 U	12.4	4.67	72.4	1.00 - 5.00
5DN-00098	50199	U-233/234	0.701	0.0268	0.074	2.02	1.00 - 5.00

Table A.2
Analytical Results Summary
Subarea 5D, Round 1

Sample Location	Sample ID	Analyte Name	Activity	MDC	TPU	RTL	Sample Depth (feet bgs)
5DN-00098	50199	U-235/236	0.0519	0.0141	0.0168	0.151	1.00 - 5.00
5DN-00098	50199	U-238	0.845	0.0268	0.085	1.8	1.00 - 5.00
5DN-00099	50200	Ac-227	-0.185 UJ	0.205	0.0765	0.217	0.00 - 0.50
5DN-00099	50200	Am-241	0.0067	0.006	0.0039	0.0454	0.00 - 0.50
5DN-00099	50200	Bi-212	1.11	0.175	0.105	2.15	0.00 - 0.50
5DN-00099	50200	Bi-214	0.966	0.0344	0.0481	1.59	0.00 - 0.50
5DN-00099	50200	Cd-113m	-50.5 U	140	43.5	3030	0.00 - 0.50
5DN-00099	50200	Cm-243/244	0.0038 U	0.0265	0.0069	0.0443	0.00 - 0.50
5DN-00099	50200	Co-60	-0.0073 U	0.0214	0.0067	0.028	0.00 - 0.50
5DN-00099	50200	Cs-134	0.0133 JS	0.0208	0.0074	0.0864	0.00 - 0.50
5DN-00099	50200	Cs-137	0.0254	0.0216	0.009	0.207	0.00 - 0.50
5DN-00099	50200	Eu-152	0.0171 U	0.0555	0.0175	0.0566	0.00 - 0.50
5DN-00099	50200	Eu-154	0.0281 U	0.124	0.0358	0.15	0.00 - 0.50
5DN-00099	50200	Eu-155	0.0711 JS	0.0804	0.0292	0.231	0.00 - 0.50
5DN-00099	50200	Ho-166m	0.0058 U	0.0302	0.0089	0.0432	0.00 - 0.50
5DN-00099	50200	K-40	20.1	0.168	1.22	32.4	0.00 - 0.50
5DN-00099	50200	Na-22	0.0029 U	0.0276	0.0081	0.037	0.00 - 0.50
5DN-00099	50200	Nb-94	0.0146 J	0.0177	0.006	0.0214	0.00 - 0.50
5DN-00099	50200	Np-236	-0.0006 U	0.0394	0.012	0.047	0.00 - 0.50
5DN-00099	50200	Np-239	0.0372 U	0.139	0.0413	0.139	0.00 - 0.50
5DN-00099	50200	Pa-231	-0.0603 U	0.854	0.254	0.936	0.00 - 0.50
5DN-00099	50200	Pb-212	1.6	0.0418	0.108	2.69	0.00 - 0.50
5DN-00099	50200	Pb-214	1.06	0.0365	0.0561	1.7	0.00 - 0.50
5DN-00099	50200	Pu-238	0.0108	0.0218	0.0068	0.0415	0.00 - 0.50
5DN-00099	50200	Pu-239/240	-0.0032 U	0.0217	0.0043	0.0404	0.00 - 0.50
5DN-00099	50200	Pu-244	0.0085	0.0127	0.0047	0.0313	0.00 - 0.50
5DN-00099	50200	Sb-125	-0.0017 U	0.0548	0.0166	0.354	0.00 - 0.50
5DN-00099	50200	Sn-126	0.0059 U	0.0193	0.0058	0.0237	0.00 - 0.50
5DN-00099	50200	Sr-90	-0.0862 U	0.36	0.0933	0.485	0.00 - 0.50
5DN-00099	50200	Th-228	1.34	0.087	0.14	3.98	0.00 - 0.50
5DN-00099	50200	Th-229	0.023	0.0208	0.0134	0.145	0.00 - 0.50
5DN-00099	50200	Th-230	0.864	0.0207	0.097	2.2	0.00 - 0.50
5DN-00099	50200	Th-232	0.9	0.0207	0.0995	3.1	0.00 - 0.50
5DN-00099	50200	Th-234	1.25 J	0.323	0.154	3.19	0.00 - 0.50

Table A.2
Analytical Results Summary
Subarea 5D, Round 1

Sample Location	Sample ID	Analyte Name	Activity	MDC	TPU	RTL	Sample Depth (feet bgs)
5DN-00099	50200	Tl-208	0.507	0.0222	0.0304	0.937	0.00 - 0.50
5DN-00099	50200	Tm-171	-3.49 U	19.4	6.52	72.4	0.00 - 0.50
5DN-00099	50200	U-233/234	0.632	0.0402	0.0734	2.02	0.00 - 0.50
5DN-00099	50200	U-235/236	0.0694	0.0171	0.0215	0.151	0.00 - 0.50
5DN-00099	50200	U-238	0.694	0.0138	0.078	1.8	0.00 - 0.50
5DN-00099	50201	Ac-227	-0.0263 U	0.195	0.0587	0.217	1.00 - 5.00
5DN-00099	50201	Am-241	0.0086	0.0208	0.0063	0.0454	1.00 - 5.00
5DN-00099	50201	Bi-212	1.06	0.154	0.0905	2.15	1.00 - 5.00
5DN-00099	50201	Bi-214	1.11	0.0301	0.0522	1.59	1.00 - 5.00
5DN-00099	50201	Cd-113m	-38.4 U	129	41.4	3030	1.00 - 5.00
5DN-00099	50201	Cm-243/244	0.0066 U	0.0212	0.006	0.0443	1.00 - 5.00
5DN-00099	50201	Co-60	0.0066 U	0.0188	0.0056	0.028	1.00 - 5.00
5DN-00099	50201	Cs-134	0.0036 U	0.0175	0.0058	0.0864	1.00 - 5.00
5DN-00099	50201	Cs-137	-0.01 U	0.0174	0.0057	0.207	1.00 - 5.00
5DN-00099	50201	Eu-152	-0.0362 U	0.0464	0.0187	0.0566	1.00 - 5.00
5DN-00099	50201	Eu-154	-0.0792 UJ	0.0945	0.0351	0.15	1.00 - 5.00
5DN-00099	50201	Eu-155	0.0708 JS	0.0702	0.0257	0.231	1.00 - 5.00
5DN-00099	50201	Ho-166m	0.0071 U	0.0264	0.0077	0.0432	1.00 - 5.00
5DN-00099	50201	K-40	20.2	0.125	1.16	32.4	1.00 - 5.00
5DN-00099	50201	Na-22	-0.0197 UJ	0.0214	0.0083	0.037	1.00 - 5.00
5DN-00099	50201	Nb-94	0.0153 JS	0.0162	0.0057	0.0214	1.00 - 5.00
5DN-00099	50201	Np-236	0.0015 U	0.0368	0.0107	0.047	1.00 - 5.00
5DN-00099	50201	Np-239	0.027 U	0.131	0.039	0.139	1.00 - 5.00
5DN-00099	50201	Pa-231	-0.548 U	0.787	0.282	0.936	1.00 - 5.00
5DN-00099	50201	Pb-212	1.79	0.0386	0.113	2.69	1.00 - 5.00
5DN-00099	50201	Pb-214	1.2	0.0343	0.0595	1.7	1.00 - 5.00
5DN-00099	50201	Pu-238	0	0.0067	0.0025	0.0415	1.00 - 5.00
5DN-00099	50201	Pu-239/240	0.0056	0.0157	0.0046	0.0404	1.00 - 5.00
5DN-00099	50201	Pu-244	0.0074	0.0067	0.0043	0.0313	1.00 - 5.00
5DN-00099	50201	Sb-125	0.009 U	0.0498	0.0151	0.354	1.00 - 5.00
5DN-00099	50201	Sn-126	0.0091 J	0.0179	0.0055	0.0237	1.00 - 5.00
5DN-00099	50201	Sr-90	0.126	0.149	0.0506	0.485	1.00 - 5.00
5DN-00099	50201	Th-228	1.34	0.0508	0.116	3.98	1.00 - 5.00
5DN-00099	50201	Th-229	0.0315	0.0426	0.0153	0.145	1.00 - 5.00

Table A.2
Analytical Results Summary
Subarea 5D, Round 1

Sample Location	Sample ID	Analyte Name	Activity	MDC	TPU	RTL	Sample Depth (feet bgs)
5DN-00099	50201	Th-230	0.858	0.013	0.0799	2.2	1.00 - 5.00
5DN-00099	50201	Th-232	1.24	0.0129	0.103	3.1	1.00 - 5.00
5DN-00099	50201	Th-234	1.38 J	0.291	0.147	3.19	1.00 - 5.00
5DN-00099	50201	Tl-208	0.558	0.0189	0.0322	0.937	1.00 - 5.00
5DN-00099	50201	Tm-171	-6.21 U	14.2	5.22	72.4	1.00 - 5.00
5DN-00099	50201	U-233/234	0.765	0.0501	0.0801	2.02	1.00 - 5.00
5DN-00099	50201	U-235/236	0.0665	0.0418	0.0211	0.151	1.00 - 5.00
5DN-00099	50201	U-238	0.778	0.0338	0.0805	1.8	1.00 - 5.00
5DN-00100	50202	Ac-227	-0.111 U	0.206	0.0699	0.217	0.00 - 0.50
5DN-00100	50202	Am-241	0.0049 U	0.015	0.0043	0.0454	0.00 - 0.50
5DN-00100	50202	Bi-212	0.997	0.152	0.0872	2.15	0.00 - 0.50
5DN-00100	50202	Bi-214	0.814	0.0322	0.0411	1.59	0.00 - 0.50
5DN-00100	50202	Cd-113m	-84.4 U	139	48.3	3030	0.00 - 0.50
5DN-00100	50202	Cm-243/244	-0.0045 U	0.0227	0.0044	0.0443	0.00 - 0.50
5DN-00100	50202	Co-60	-0.0097 UJ	0.019	0.0062	0.028	0.00 - 0.50
5DN-00100	50202	Cs-134	0.0116 JS	0.0197	0.0069	0.0864	0.00 - 0.50
5DN-00100	50202	Cs-137	0.0328	0.0195	0.0065	0.207	0.00 - 0.50
5DN-00100	50202	Eu-152	-0.0506 U	0.0505	0.0261	0.0566	0.00 - 0.50
5DN-00100	50202	Eu-154	-0.0293 U	0.108	0.0336	0.15	0.00 - 0.50
5DN-00100	50202	Eu-155	0.0722 JS	0.0816	0.0279	0.231	0.00 - 0.50
5DN-00100	50202	Ho-166m	-0.0067 U	0.0275	0.0083	0.0432	0.00 - 0.50
5DN-00100	50202	K-40	20.3	0.129	1.27	32.4	0.00 - 0.50
5DN-00100	50202	Na-22	-0.0055 U	0.0265	0.008	0.037	0.00 - 0.50
5DN-00100	50202	Nb-94	0.0013 U	0.0159	0.0047	0.0214	0.00 - 0.50
5DN-00100	50202	Np-236	0.0136 U	0.0414	0.013	0.047	0.00 - 0.50
5DN-00100	50202	Np-239	0.0837 J	0.141	0.047	0.139	0.00 - 0.50
5DN-00100	50202	Pa-231	-0.445 U	0.854	0.29	0.936	0.00 - 0.50
5DN-00100	50202	Pb-212	1.56	0.0427	0.104	2.69	0.00 - 0.50
5DN-00100	50202	Pb-214	0.912	0.0349	0.048	1.7	0.00 - 0.50
5DN-00100	50202	Pu-238	-0.0024	0.0187	0.0033	0.0415	0.00 - 0.50
5DN-00100	50202	Pu-239/240	0.0062	0.0056	0.0036	0.0404	0.00 - 0.50
5DN-00100	50202	Pu-244	0.0082	0.0056	0.0041	0.0313	0.00 - 0.50
5DN-00100	50202	Sb-125	0.0153 U	0.0544	0.0164	0.354	0.00 - 0.50
5DN-00100	50202	Sn-126	0.0045 U	0.0183	0.0054	0.0237	0.00 - 0.50

Table A.2
Analytical Results Summary
Subarea 5D, Round 1

Sample Location	Sample ID	Analyte Name	Activity	MDC	TPU	RTL	Sample Depth (feet bgs)
5DN-00100	50202	Sr-90	0.235	0.277	0.0924	0.485	0.00 - 0.50
5DN-00100	50202	Th-228	1.43	0.125	0.141	3.98	0.00 - 0.50
5DN-00100	50202	Th-229	-0.0133 U	0.0801	0.0163	0.145	0.00 - 0.50
5DN-00100	50202	Th-230	0.957	0.0489	0.0977	2.2	0.00 - 0.50
5DN-00100	50202	Th-232	1.09	0.0488	0.106	3.1	0.00 - 0.50
5DN-00100	50202	Th-234	1.45 J	0.412	0.384	3.19	0.00 - 0.50
5DN-00100	50202	Tl-208	0.488	0.0205	0.0289	0.937	0.00 - 0.50
5DN-00100	50202	Tm-171	-10.3 U	23.5	7.37	72.4	0.00 - 0.50
5DN-00100	50202	U-233/234	0.788	0.0733	0.0821	2.02	0.00 - 0.50
5DN-00100	50202	U-235/236	0.0428	0.0375	0.0174	0.151	0.00 - 0.50
5DN-00100	50202	U-238	0.889	0.0431	0.0877	1.8	0.00 - 0.50
5DN-00100	50203	Ac-227	0.0645 U	0.184	0.0572	0.217	1.00 - 4.00
5DN-00100	50203	Am-241	-0.0056 U	0.0267	0.0055	0.0454	1.00 - 4.00
5DN-00100	50203	Bi-212	1.04	0.138	0.0872	2.15	1.00 - 4.00
5DN-00100	50203	Bi-214	1.07	0.0266	0.0492	1.59	1.00 - 4.00
5DN-00100	50203	Cd-113m	14 U	120	41.6	3030	1.00 - 4.00
5DN-00100	50203	Cm-243/244	-0.0016 U	0.0272	0.0063	0.0443	1.00 - 4.00
5DN-00100	50203	Co-60	0.0019 U	0.0169	0.0049	0.028	1.00 - 4.00
5DN-00100	50203	Cs-134	0.0016 U	0.0162	0.0055	0.0864	1.00 - 4.00
5DN-00100	50203	Cs-137	0.0057 U	0.0156	0.0054	0.207	1.00 - 4.00
5DN-00100	50203	Eu-152	0.0072 U	0.0443	0.0167	0.0566	1.00 - 4.00
5DN-00100	50203	Eu-154	-0.0102 U	0.0938	0.0277	0.15	1.00 - 4.00
5DN-00100	50203	Eu-155	0.0729 JS	0.0656	0.0253	0.231	1.00 - 4.00
5DN-00100	50203	Ho-166m	-0.0091 U	0.0238	0.0076	0.0432	1.00 - 4.00
5DN-00100	50203	K-40	18.2	0.111	1.09	32.4	1.00 - 4.00
5DN-00100	50203	Na-22	0.0024 U	0.0212	0.0073	0.037	1.00 - 4.00
5DN-00100	50203	Nb-94	0.0056 U	0.0143	0.0044	0.0214	1.00 - 4.00
5DN-00100	50203	Np-236	-0.0175 U	0.0333	0.011	0.047	1.00 - 4.00
5DN-00100	50203	Np-239	-0.0156 U	0.119	0.0363	0.139	1.00 - 4.00
5DN-00100	50203	Pa-231	0.0981 U	0.739	0.243	0.936	1.00 - 4.00
5DN-00100	50203	Pb-212	1.6	0.0374	0.0981	2.69	1.00 - 4.00
5DN-00100	50203	Pb-214	1.21	0.0307	0.0584	1.7	1.00 - 4.00
5DN-00100	50203	Pu-238	-0.003 U	0.0165	0.003	0.0415	1.00 - 4.00
5DN-00100	50203	Pu-239/240	-0.0039 U	0.0209	0.0037	0.0404	1.00 - 4.00

Table A.2
Analytical Results Summary
Subarea 5D, Round 1

Sample Location	Sample ID	Analyte Name	Activity	MDC	TPU	RTL	Sample Depth (feet bgs)
5DN-00100	50203	Pu-244	0.0012 U	0.0165	0.0036	0.0313	1.00 - 4.00
5DN-00100	50203	Sb-125	0.0208 U	0.0469	0.0143	0.354	1.00 - 4.00
5DN-00100	50203	Sn-126	0.0023 U	0.0155	0.0046	0.0237	1.00 - 4.00
5DN-00100	50203	Sr-90	0.196	0.144	0.057	0.485	1.00 - 4.00
5DN-00100	50203	Th-228	1.3	0.107	0.11	3.98	1.00 - 4.00
5DN-00100	50203	Th-229	0.0287	0.0445	0.0152	0.145	1.00 - 4.00
5DN-00100	50203	Th-230	0.754	0.0574	0.0707	2.2	1.00 - 4.00
5DN-00100	50203	Th-232	0.961	0.0129	0.0809	3.1	1.00 - 4.00
5DN-00100	50203	Th-234	1.43	0.261	0.133	3.19	1.00 - 4.00
5DN-00100	50203	Tl-208	0.495	0.0182	0.0281	0.937	1.00 - 4.00
5DN-00100	50203	Tm-171	4.25 U	12.7	4.51	72.4	1.00 - 4.00
5DN-00100	50203	U-233/234	0.632	0.0722	0.0735	2.02	1.00 - 4.00
5DN-00100	50203	U-235/236	0.0688	0.0514	0.024	0.151	1.00 - 4.00
5DN-00100	50203	U-238	0.775	0.0477	0.0825	1.8	1.00 - 4.00
5DN-00101	50204	Ac-227	-0.0742 U	0.207	0.0642	0.217	0.00 - 0.50
5DN-00101	50204	Am-241	0.0022 U	0.0236	0.0056	0.0454	0.00 - 0.50
5DN-00101	50204	Bi-212	0.946	0.168	0.0931	2.15	0.00 - 0.50
5DN-00101	50204	Bi-214	0.829	0.0315	0.0412	1.59	0.00 - 0.50
5DN-00101	50204	Cd-113m	-73.1 U	138	48.3	3030	0.00 - 0.50
5DN-00101	50204	Cm-243/244	-0.0104 U	0.0394	0.0083	0.0443	0.00 - 0.50
5DN-00101	50204	Co-60	0.0042 U	0.0201	0.0058	0.028	0.00 - 0.50
5DN-00101	50204	Cs-134	0.0098 JS	0.0188	0.0065	0.0864	0.00 - 0.50
5DN-00101	50204	Cs-137	0.093	0.0178	0.0082	0.207	0.00 - 0.50
5DN-00101	50204	Eu-152	0.0279 J	0.0528	0.0187	0.0566	0.00 - 0.50
5DN-00101	50204	Eu-154	-0.0389 U	0.109	0.0348	0.15	0.00 - 0.50
5DN-00101	50204	Eu-155	0.0474 JS	0.0811	0.0268	0.231	0.00 - 0.50
5DN-00101	50204	Ho-166m	0.0005 U	0.027	0.0079	0.0432	0.00 - 0.50
5DN-00101	50204	K-40	20.6	0.137	1.21	32.4	0.00 - 0.50
5DN-00101	50204	Na-22	-0.0136 U	0.0251	0.0082	0.037	0.00 - 0.50
5DN-00101	50204	Nb-94	0.0041 U	0.0161	0.0048	0.0214	0.00 - 0.50
5DN-00101	50204	Np-236	-0.0299 UJ	0.0383	0.014	0.047	0.00 - 0.50
5DN-00101	50204	Np-239	-0.0748 U	0.137	0.0447	0.139	0.00 - 0.50
5DN-00101	50204	Pa-231	0.106 U	0.872	0.267	0.936	0.00 - 0.50
5DN-00101	50204	Pb-212	1.62	0.0426	0.109	2.69	0.00 - 0.50

Table A.2
Analytical Results Summary
Subarea 5D, Round 1

Sample Location	Sample ID	Analyte Name	Activity	MDC	TPU	RTL	Sample Depth (feet bgs)
5DN-00101	50204	Pb-214	1.02	0.0355	0.0525	1.7	0.00 - 0.50
5DN-00101	50204	Pu-238	-0.0059 U	0.0245	0.0043	0.0415	0.00 - 0.50
5DN-00101	50204	Pu-239/240	0.0103	0.0244	0.0074	0.0404	0.00 - 0.50
5DN-00101	50204	Pu-244	0.0162	0.0073	0.0067	0.0313	0.00 - 0.50
5DN-00101	50204	Sb-125	-0.008 U	0.0521	0.016	0.354	0.00 - 0.50
5DN-00101	50204	Sn-126	0.0031 U	0.0184	0.0054	0.0237	0.00 - 0.50
5DN-00101	50204	Sr-90	-0.0099 U	0.287	0.0761	0.485	0.00 - 0.50
5DN-00101	50204	Th-228	1.22	0.0692	0.13	3.98	0.00 - 0.50
5DN-00101	50204	Th-229	-0.0231 U	0.217	0.0581	0.145	0.00 - 0.50
5DN-00101	50204	Th-230	0.744	0.101	0.0907	2.2	0.00 - 0.50
5DN-00101	50204	Th-232	1.12	0.0711	0.115	3.1	0.00 - 0.50
5DN-00101	50204	Th-234	1.52 J	0.32	0.181	3.19	0.00 - 0.50
5DN-00101	50204	Tl-208	0.478	0.0206	0.0286	0.937	0.00 - 0.50
5DN-00101	50204	Tm-171	-14.6 U	19.5	7.58	72.4	0.00 - 0.50
5DN-00101	50204	U-233/234	0.541	0.0379	0.0698	2.02	0.00 - 0.50
5DN-00101	50204	U-235/236	0.0588	0.0199	0.0212	0.151	0.00 - 0.50
5DN-00101	50204	U-238	0.737	0.0161	0.0859	1.8	0.00 - 0.50
5DN-00101	50205	Ac-227	-0.133 U	0.195	0.0674	0.217	1.00 - 3.50
5DN-00101	50205	Am-241	-0.005 U	0.0289	0.0066	0.0454	1.00 - 3.50
5DN-00101	50205	Bi-212	0.796 J	0.155	0.11	2.15	1.00 - 3.50
5DN-00101	50205	Bi-214	0.818	0.0299	0.0419	1.59	1.00 - 3.50
5DN-00101	50205	Cd-113m	-11.9 U	134	40.3	3030	1.00 - 3.50
5DN-00101	50205	Cm-243/244	0.0147	0.0224	0.0075	0.0443	1.00 - 3.50
5DN-00101	50205	Co-60	0.0057 U	0.0189	0.0056	0.028	1.00 - 3.50
5DN-00101	50205	Cs-134	-0.0033 U	0.017	0.0059	0.0864	1.00 - 3.50
5DN-00101	50205	Cs-137	0.0133 J	0.0175	0.0065	0.207	1.00 - 3.50
5DN-00101	50205	Eu-152	-0.0291 U	0.0483	0.0185	0.0566	1.00 - 3.50
5DN-00101	50205	Eu-154	-0.0261 U	0.0995	0.03	0.15	1.00 - 3.50
5DN-00101	50205	Eu-155	0.0966 JS	0.0772	0.0326	0.231	1.00 - 3.50
5DN-00101	50205	Ho-166m	-0.0007 U	0.0265	0.0079	0.0432	1.00 - 3.50
5DN-00101	50205	K-40	18	0.136	1.13	32.4	1.00 - 3.50
5DN-00101	50205	Na-22	-0.0087 U	0.0228	0.0072	0.037	1.00 - 3.50
5DN-00101	50205	Nb-94	-0.0008 U	0.0148	0.0044	0.0214	1.00 - 3.50
5DN-00101	50205	Np-236	0.007 U	0.0375	0.0116	0.047	1.00 - 3.50

Table A.2
Analytical Results Summary
Subarea 5D, Round 1

Sample Location	Sample ID	Analyte Name	Activity	MDC	TPU	RTL	Sample Depth (feet bgs)
5DN-00101	50205	Np-239	0.0116 U	0.131	0.0388	0.139	1.00 - 3.50
5DN-00101	50205	Pa-231	-0.0649 U	0.792	0.246	0.936	1.00 - 3.50
5DN-00101	50205	Pb-212	1.52	0.0393	0.0993	2.69	1.00 - 3.50
5DN-00101	50205	Pb-214	0.936	0.0337	0.0472	1.7	1.00 - 3.50
5DN-00101	50205	Pu-238	0.0007 U	0.0159	0.0031	0.0415	1.00 - 3.50
5DN-00101	50205	Pu-239/240	0.0032 U	0.0158	0.004	0.0404	1.00 - 3.50
5DN-00101	50205	Pu-244	0.005	0.0067	0.0035	0.0313	1.00 - 3.50
5DN-00101	50205	Sb-125	0.0166 U	0.0479	0.0149	0.354	1.00 - 3.50
5DN-00101	50205	Sn-126	-0.0006 U	0.0167	0.005	0.0237	1.00 - 3.50
5DN-00101	50205	Sr-90	0.0697 U	0.247	0.0721	0.485	1.00 - 3.50
5DN-00101	50205	Th-228	1.34	0.0682	0.113	3.98	1.00 - 3.50
5DN-00101	50205	Th-229	-0.0052 U	0.086	0.0213	0.145	1.00 - 3.50
5DN-00101	50205	Th-230	0.71	0.0379	0.0694	2.2	1.00 - 3.50
5DN-00101	50205	Th-232	1.24	0.0477	0.0992	3.1	1.00 - 3.50
5DN-00101	50205	Th-234	1.04 J	0.36	0.284	3.19	1.00 - 3.50
5DN-00101	50205	Tl-208	0.499	0.0187	0.0298	0.937	1.00 - 3.50
5DN-00101	50205	Tm-171	-3.45 U	18.7	5.7	72.4	1.00 - 3.50
5DN-00101	50205	U-233/234	0.692	0.0482	0.0875	2.02	1.00 - 3.50
5DN-00101	50205	U-235/236	0.0266 UJ	0.0847	0.024	0.151	1.00 - 3.50
5DN-00101	50205	U-238	0.741	0.0685	0.0922	1.8	1.00 - 3.50
5DN-00102	50206	Ac-227	-0.0227 U	0.208	0.0645	0.217	0.00 - 0.50
5DN-00102	50206	Am-241	0.0059	0.0053	0.0034	0.0454	0.00 - 0.50
5DN-00102	50206	Bi-212	1.02	0.166	0.0938	2.15	0.00 - 0.50
5DN-00102	50206	Bi-214	0.782	0.0297	0.0391	1.59	0.00 - 0.50
5DN-00102	50206	Cd-113m	-63.7 U	138	45.8	3030	0.00 - 0.50
5DN-00102	50206	Cm-243/244	0.004	0.0055	0.0029	0.0443	0.00 - 0.50
5DN-00102	50206	Co-60	-0.0048 U	0.0201	0.0061	0.028	0.00 - 0.50
5DN-00102	50206	Cs-134	0.0085 U	0.0179	0.0061	0.0864	0.00 - 0.50
5DN-00102	50206	Cs-137	0.0158 J	0.02	0.0074	0.207	0.00 - 0.50
5DN-00102	50206	Eu-152	0.0263 J	0.0508	0.0201	0.0566	0.00 - 0.50
5DN-00102	50206	Eu-154	-0.0237 U	0.107	0.0329	0.15	0.00 - 0.50
5DN-00102	50206	Eu-155	0.0614 JS	0.0811	0.0309	0.231	0.00 - 0.50
5DN-00102	50206	Ho-166m	0.0018 U	0.0282	0.0082	0.0432	0.00 - 0.50
5DN-00102	50206	K-40	19.9	0.139	1.24	32.4	0.00 - 0.50

Table A.2
Analytical Results Summary
Subarea 5D, Round 1

Sample Location	Sample ID	Analyte Name	Activity	MDC	TPU	RTL	Sample Depth (feet bgs)
5DN-00102	50206	Na-22	0.0038 U	0.0264	0.0077	0.037	0.00 - 0.50
5DN-00102	50206	Nb-94	0.006 U	0.016	0.0048	0.0214	0.00 - 0.50
5DN-00102	50206	Np-236	0.0061 U	0.0414	0.0133	0.047	0.00 - 0.50
5DN-00102	50206	Np-239	0.103 J	0.141	0.049	0.139	0.00 - 0.50
5DN-00102	50206	Pa-231	-0.517 U	0.847	0.288	0.936	0.00 - 0.50
5DN-00102	50206	Pb-212	1.55	0.0422	0.103	2.69	0.00 - 0.50
5DN-00102	50206	Pb-214	0.895	0.0345	0.0477	1.7	0.00 - 0.50
5DN-00102	50206	Pu-238	0.0106	0.0183	0.0062	0.0415	0.00 - 0.50
5DN-00102	50206	Pu-239/240	0.0046	0.0063	0.0033	0.0404	0.00 - 0.50
5DN-00102	50206	Pu-244	0.0019 U	0.0209	0.0049	0.0313	0.00 - 0.50
5DN-00102	50206	Sb-125	0.0215 U	0.0524	0.0161	0.354	0.00 - 0.50
5DN-00102	50206	Sn-126	0.0064 U	0.0179	0.0054	0.0237	0.00 - 0.50
5DN-00102	50206	Sr-90	-0.0201 U	0.254	0.066	0.485	0.00 - 0.50
5DN-00102	50206	Th-228	1.51	0.066	0.147	3.98	0.00 - 0.50
5DN-00102	50206	Th-229	0 U	0.054	0.0104	0.145	0.00 - 0.50
5DN-00102	50206	Th-230	0.849	0.0198	0.0935	2.2	0.00 - 0.50
5DN-00102	50206	Th-232	1.2	0.0537	0.118	3.1	0.00 - 0.50
5DN-00102	50206	Th-234	1.28 J	0.345	0.155	3.19	0.00 - 0.50
5DN-00102	50206	Tl-208	0.506	0.0204	0.0296	0.937	0.00 - 0.50
5DN-00102	50206	Tm-171	-2.25 U	23.9	7.93	72.4	0.00 - 0.50
5DN-00102	50206	U-233/234	0.907	0.0584	0.103	2.02	0.00 - 0.50
5DN-00102	50206	U-235/236	0.0239	0.0216	0.0139	0.151	0.00 - 0.50
5DN-00102	50206	U-238	0.744	0.0411	0.0891	1.8	0.00 - 0.50
5DN-00102	50207	Ac-227	0.0529 U	0.167	0.0498	0.217	1.00 - 4.00
5DN-00102	50207	Am-241	0.0038 U	0.0187	0.0049	0.0454	1.00 - 4.00
5DN-00102	50207	Bi-212	0.977	0.134	0.0758	2.15	1.00 - 4.00
5DN-00102	50207	Bi-214	0.812	0.0247	0.0386	1.59	1.00 - 4.00
5DN-00102	50207	Cd-113m	26 U	110	32.4	3030	1.00 - 4.00
5DN-00102	50207	Cm-243/244	-0.0016 U	0.0275	0.0064	0.0443	1.00 - 4.00
5DN-00102	50207	Co-60	0.0011 U	0.0156	0.0046	0.028	1.00 - 4.00
5DN-00102	50207	Cs-134	-0.0005 U	0.0145	0.005	0.0864	1.00 - 4.00
5DN-00102	50207	Cs-137	0.0051 U	0.0143	0.005	0.207	1.00 - 4.00
5DN-00102	50207	Eu-152	-0.0239 U	0.0391	0.0134	0.0566	1.00 - 4.00
5DN-00102	50207	Eu-154	-0.0939 UJ	0.0758	0.0329	0.15	1.00 - 4.00

Table A.2
Analytical Results Summary
Subarea 5D, Round 1

Sample Location	Sample ID	Analyte Name	Activity	MDC	TPU	RTL	Sample Depth (feet bgs)
5DN-00102	50207	Eu-155	0.099 JS	0.0591	0.0254	0.231	1.00 - 4.00
5DN-00102	50207	Ho-166m	-0.0094 U	0.0215	0.0071	0.0432	1.00 - 4.00
5DN-00102	50207	K-40	19.2	0.0998	1.08	32.4	1.00 - 4.00
5DN-00102	50207	Na-22	0.0045 U	0.0201	0.006	0.037	1.00 - 4.00
5DN-00102	50207	Nb-94	0.0067 JS	0.013	0.0041	0.0214	1.00 - 4.00
5DN-00102	50207	Np-236	-0.0045 U	0.0306	0.0093	0.047	1.00 - 4.00
5DN-00102	50207	Np-239	-0.0616 U	0.106	0.0366	0.139	1.00 - 4.00
5DN-00102	50207	Pa-231	-0.0796 U	0.651	0.192	0.936	1.00 - 4.00
5DN-00102	50207	Pb-212	1.62	0.0328	0.0954	2.69	1.00 - 4.00
5DN-00102	50207	Pb-214	0.889	0.0277	0.0429	1.7	1.00 - 4.00
5DN-00102	50207	Pu-238	-0.0022 U	0.019	0.0037	0.0415	1.00 - 4.00
5DN-00102	50207	Pu-239/240	0.0068	0.0189	0.0056	0.0404	1.00 - 4.00
5DN-00102	50207	Pu-244	0	0.0081	0.003	0.0313	1.00 - 4.00
5DN-00102	50207	Sb-125	0.0055 U	0.0412	0.0122	0.354	1.00 - 4.00
5DN-00102	50207	Sn-126	0.0005 U	0.014	0.0042	0.0237	1.00 - 4.00
5DN-00102	50207	Sr-90	0.065 U	0.347	0.0997	0.485	1.00 - 4.00
5DN-00102	50207	Th-228	1.62 L	0.13	0.134	3.98	1.00 - 4.00
5DN-00102	50207	Th-229	0.0509 L	0.0679	0.0234	0.145	1.00 - 4.00
5DN-00102	50207	Th-230	0.868 L	0.0607	0.082	2.2	1.00 - 4.00
5DN-00102	50207	Th-232	1.07 L	0.0152	0.0925	3.1	1.00 - 4.00
5DN-00102	50207	Th-234	1.45 J	0.243	0.15	3.19	1.00 - 4.00
5DN-00102	50207	Tl-208	0.498	0.0158	0.0281	0.937	1.00 - 4.00
5DN-00102	50207	Tm-171	-6.48 U	12.3	4.42	72.4	1.00 - 4.00
5DN-00102	50207	U-233/234	0.872	0.0493	0.0955	2.02	1.00 - 4.00
5DN-00102	50207	U-235/236	0.0485	0.0492	0.0215	0.151	1.00 - 4.00
5DN-00102	50207	U-238	0.879	0.0493	0.096	1.8	1.00 - 4.00
5DN-00103	50208	Ac-227	0.0395 U	0.173	0.0532	0.217	0.00 - 0.50
5DN-00103	50208	Am-241	0.0077	0.0181	0.0055	0.0454	0.00 - 0.50
5DN-00103	50208	Bi-212	1.04	0.146	0.0865	2.15	0.00 - 0.50
5DN-00103	50208	Bi-214	0.896	0.0264	0.0433	1.59	0.00 - 0.50
5DN-00103	50208	Cd-113m	19.4 U	119	36.6	3030	0.00 - 0.50
5DN-00103	50208	Cm-243/244	0.012 U	0.0398	0.0115	0.0443	0.00 - 0.50
5DN-00103	50208	Co-60	-0.0025 U	0.0174	0.0053	0.028	0.00 - 0.50
5DN-00103	50208	Cs-134	-0.0018 U	0.0154	0.0053	0.0864	0.00 - 0.50

Table A.2
Analytical Results Summary
Subarea 5D, Round 1

Sample Location	Sample ID	Analyte Name	Activity	MDC	TPU	RTL	Sample Depth (feet bgs)
5DN-00103	50208	Cs-137	0.0351	0.0186	0.0081	0.207	0.00 - 0.50
5DN-00103	50208	Eu-152	-0.0038 U	0.0426	0.014	0.0566	0.00 - 0.50
5DN-00103	50208	Eu-154	-0.0471 U	0.093	0.0304	0.15	0.00 - 0.50
5DN-00103	50208	Eu-155	0.0791 JS	0.0636	0.0258	0.231	0.00 - 0.50
5DN-00103	50208	Ho-166m	-0.0113 U	0.0235	0.0078	0.0432	0.00 - 0.50
5DN-00103	50208	K-40	20.8	0.111	1.19	32.4	0.00 - 0.50
5DN-00103	50208	Na-22	-0.0009 U	0.0228	0.0068	0.037	0.00 - 0.50
5DN-00103	50208	Nb-94	0.0116 J	0.0148	0.0051	0.0214	0.00 - 0.50
5DN-00103	50208	Np-236	-0.0114 U	0.0319	0.0098	0.047	0.00 - 0.50
5DN-00103	50208	Np-239	0.0095 U	0.116	0.0351	0.139	0.00 - 0.50
5DN-00103	50208	Pa-231	0.0274 U	0.698	0.214	0.936	0.00 - 0.50
5DN-00103	50208	Pb-212	1.56	0.0356	0.0936	2.69	0.00 - 0.50
5DN-00103	50208	Pb-214	0.973	0.029	0.047	1.7	0.00 - 0.50
5DN-00103	50208	Pu-238	0.0087	0.0206	0.0063	0.0415	0.00 - 0.50
5DN-00103	50208	Pu-239/240	0.0019 U	0.0205	0.0048	0.0404	0.00 - 0.50
5DN-00103	50208	Pu-244	0	0.0061	0.0023	0.0313	0.00 - 0.50
5DN-00103	50208	Sb-125	0.0071 U	0.0452	0.0132	0.354	0.00 - 0.50
5DN-00103	50208	Sn-126	-0.0002 U	0.0157	0.0047	0.0237	0.00 - 0.50
5DN-00103	50208	Sr-90	0.055 U	0.221	0.0636	0.485	0.00 - 0.50
5DN-00103	50208	Th-228	1.29	0.148	0.137	3.98	0.00 - 0.50
5DN-00103	50208	Th-229	0.0581	0.0675	0.0254	0.145	0.00 - 0.50
5DN-00103	50208	Th-230	0.913	0.0534	0.0981	2.2	0.00 - 0.50
5DN-00103	50208	Th-232	1.14	0.0196	0.113	3.1	0.00 - 0.50
5DN-00103	50208	Th-234	1.46	0.255	0.145	3.19	0.00 - 0.50
5DN-00103	50208	Tl-208	0.481	0.0174	0.028	0.937	0.00 - 0.50
5DN-00103	50208	Tm-171	-3.88 U	14	4.95	72.4	0.00 - 0.50
5DN-00103	50208	U-233/234	0.761	0.0658	0.0919	2.02	0.00 - 0.50
5DN-00103	50208	U-235/236	0.0266	0.0517	0.0174	0.151	0.00 - 0.50
5DN-00103	50208	U-238	0.793	0.0594	0.0943	1.8	0.00 - 0.50
5DN-00103	50209	Ac-227	-0.118 UJ	0.158	0.0553	0.217	1.00 - 5.00
5DN-00103	50209	Am-241	0.0039	0.0052	0.0027	0.0454	1.00 - 5.00
5DN-00103	50209	Bi-212	1.07	0.14	0.092	2.15	1.00 - 5.00
5DN-00103	50209	Bi-214	0.686	0.0266	0.0344	1.59	1.00 - 5.00
5DN-00103	50209	Cd-113m	9.47 U	111	33.7	3030	1.00 - 5.00

Table A.2
Analytical Results Summary
Subarea 5D, Round 1

Sample Location	Sample ID	Analyte Name	Activity	MDC	TPU	RTL	Sample Depth (feet bgs)
5DN-00103	50209	Cm-243/244	0.0006 U	0.0125	0.0024	0.0443	1.00 - 5.00
5DN-00103	50209	Co-60	0.0002 U	0.0165	0.0048	0.028	1.00 - 5.00
5DN-00103	50209	Cs-134	0.0082 JS	0.0155	0.0053	0.0864	1.00 - 5.00
5DN-00103	50209	Cs-137	0.0162	0.016	0.0059	0.207	1.00 - 5.00
5DN-00103	50209	Eu-152	-0.0398 UJ	0.0399	0.0156	0.0566	1.00 - 5.00
5DN-00103	50209	Eu-154	-0.0358 UJ	0.091	0.0282	0.15	1.00 - 5.00
5DN-00103	50209	Eu-155	0.103 JS	0.0586	0.0251	0.231	1.00 - 5.00
5DN-00103	50209	Ho-166m	-0.0092 U	0.0232	0.0073	0.0432	1.00 - 5.00
5DN-00103	50209	K-40	17.9	0.123	0.972	32.4	1.00 - 5.00
5DN-00103	50209	Na-22	-0.0136 U	0.0202	0.007	0.037	1.00 - 5.00
5DN-00103	50209	Nb-94	0.0072 J	0.0144	0.0045	0.0214	1.00 - 5.00
5DN-00103	50209	Np-236	-0.016 U	0.03	0.01	0.047	1.00 - 5.00
5DN-00103	50209	Np-239	0.0032 U	0.107	0.0314	0.139	1.00 - 5.00
5DN-00103	50209	Pa-231	-0.0464 U	0.677	0.201	0.936	1.00 - 5.00
5DN-00103	50209	Pb-212	1.48	0.0319	0.0853	2.69	1.00 - 5.00
5DN-00103	50209	Pb-214	0.735	0.0292	0.0364	1.7	1.00 - 5.00
5DN-00103	50209	Pu-238	-0.0049 U	0.0381	0.0067	0.0415	1.00 - 5.00
5DN-00103	50209	Pu-239/240	0.0012 U	0.0267	0.0052	0.0404	1.00 - 5.00
5DN-00103	50209	Pu-244	0.0024 U	0.0331	0.0073	0.0313	1.00 - 5.00
5DN-00103	50209	Sb-125	0.0032 U	0.0424	0.0128	0.354	1.00 - 5.00
5DN-00103	50209	Sn-126	-0.0009 U	0.0149	0.0044	0.0237	1.00 - 5.00
5DN-00103	50209	Sr-90	0.246	0.325	0.106	0.485	1.00 - 5.00
5DN-00103	50209	Th-228	1.16	0.161	0.131	3.98	1.00 - 5.00
5DN-00103	50209	Th-229	0.0492	0.0604	0.0234	0.145	1.00 - 5.00
5DN-00103	50209	Th-230	0.859	0.0603	0.0964	2.2	1.00 - 5.00
5DN-00103	50209	Th-232	1.34	0.0758	0.128	3.1	1.00 - 5.00
5DN-00103	50209	Th-234	1.24 J	0.233	0.126	3.19	1.00 - 5.00
5DN-00103	50209	Tl-208	0.482	0.0177	0.0277	0.937	1.00 - 5.00
5DN-00103	50209	Tm-171	-2.79 U	11.4	3.87	72.4	1.00 - 5.00
5DN-00103	50209	U-233/234	0.659	0.0577	0.0691	2.02	1.00 - 5.00
5DN-00103	50209	U-235/236	0.0469	0.0141	0.0159	0.151	1.00 - 5.00
5DN-00103	50209	U-238	0.641	0.0423	0.0671	1.8	1.00 - 5.00
5DN-00104	50210	Ac-227	-0.0604 U	0.166	0.0514	0.217	0.00 - 0.50
5DN-00104	50210	Am-241	0.0135	0.0118	0.0055	0.0454	0.00 - 0.50

Table A.2
Analytical Results Summary
Subarea 5D, Round 1

Sample Location	Sample ID	Analyte Name	Activity	MDC	TPU	RTL	Sample Depth (feet bgs)
5DN-00104	50210	Bi-212	0.912	0.136	0.0846	2.15	0.00 - 0.50
5DN-00104	50210	Bi-214	0.902	0.0261	0.0427	1.59	0.00 - 0.50
5DN-00104	50210	Cd-113m	74.9 J	115	38.4	3030	0.00 - 0.50
5DN-00104	50210	Cm-243/244	-0.0017 U	0.019	0.0038	0.0443	0.00 - 0.50
5DN-00104	50210	Co-60	0.0071 U	0.0175	0.0051	0.028	0.00 - 0.50
5DN-00104	50210	Cs-134	0.0016 U	0.0152	0.0053	0.0864	0.00 - 0.50
5DN-00104	50210	Cs-137	0.0383	0.0147	0.0068	0.207	0.00 - 0.50
5DN-00104	50210	Eu-152	-0.0052 U	0.0411	0.0127	0.0566	0.00 - 0.50
5DN-00104	50210	Eu-154	-0.0435 U	0.0873	0.0286	0.15	0.00 - 0.50
5DN-00104	50210	Eu-155	0.0595 JS	0.0599	0.0227	0.231	0.00 - 0.50
5DN-00104	50210	Ho-166m	-0.0071 U	0.0228	0.0069	0.0432	0.00 - 0.50
5DN-00104	50210	K-40	20.8	0.115	1.17	32.4	0.00 - 0.50
5DN-00104	50210	Na-22	0.0049 U	0.0211	0.0063	0.037	0.00 - 0.50
5DN-00104	50210	Nb-94	0.003 U	0.0134	0.0039	0.0214	0.00 - 0.50
5DN-00104	50210	Np-236	-0.0023 U	0.0309	0.0095	0.047	0.00 - 0.50
5DN-00104	50210	Np-239	0.071 J	0.114	0.0368	0.139	0.00 - 0.50
5DN-00104	50210	Pa-231	0.23 U	0.682	0.212	0.936	0.00 - 0.50
5DN-00104	50210	Pb-212	1.53	0.0342	0.0919	2.69	0.00 - 0.50
5DN-00104	50210	Pb-214	0.979	0.0289	0.0477	1.7	0.00 - 0.50
5DN-00104	50210	Pu-238	0.0055	0.0074	0.0039	0.0415	0.00 - 0.50
5DN-00104	50210	Pu-239/240	0.0116	0.0173	0.0064	0.0404	0.00 - 0.50
5DN-00104	50210	Pu-244	0.007 U	0.0215	0.0061	0.0313	0.00 - 0.50
5DN-00104	50210	Sb-125	0.0054 U	0.0427	0.0127	0.354	0.00 - 0.50
5DN-00104	50210	Sn-126	0.0013 U	0.0148	0.0043	0.0237	0.00 - 0.50
5DN-00104	50210	Sr-90	0.0352 U	0.147	0.042	0.485	0.00 - 0.50
5DN-00104	50210	Th-228	1.32	0.129	0.138	3.98	0.00 - 0.50
5DN-00104	50210	Th-229	0.0373	0.0202	0.0168	0.145	0.00 - 0.50
5DN-00104	50210	Th-230	0.916	0.0692	0.1	2.2	0.00 - 0.50
5DN-00104	50210	Th-232	1.01	0.0547	0.106	3.1	0.00 - 0.50
5DN-00104	50210	Th-234	1.5	0.239	0.14	3.19	0.00 - 0.50
5DN-00104	50210	Tl-208	0.484	0.0174	0.0278	0.937	0.00 - 0.50
5DN-00104	50210	Tm-171	-3.16 U	11.2	3.85	72.4	0.00 - 0.50
5DN-00104	50210	U-233/234	0.708	0.0405	0.0799	2.02	0.00 - 0.50
5DN-00104	50210	U-235/236	0.0254	0.0172	0.0128	0.151	0.00 - 0.50

Table A.2
Analytical Results Summary
Subarea 5D, Round 1

Sample Location	Sample ID	Analyte Name	Activity	MDC	TPU	RTL	Sample Depth (feet bgs)
5DN-00104	50210	U-238	0.709	0.0139	0.0795	1.8	0.00 - 0.50
5DN-00104	50211	Ac-227	-0.0312 U	0.192	0.0597	0.217	1.00 - 5.00
5DN-00104	50211	Am-241	0.01	0.0186	0.006	0.0454	1.00 - 5.00
5DN-00104	50211	Bi-212	1.04	0.147	0.093	2.15	1.00 - 5.00
5DN-00104	50211	Bi-214	0.783	0.0283	0.0378	1.59	1.00 - 5.00
5DN-00104	50211	Cd-113m	-4.11 U	130	43.2	3030	1.00 - 5.00
5DN-00104	50211	Cm-243/244	-0.0064 U	0.026	0.005	0.0443	1.00 - 5.00
5DN-00104	50211	Co-60	0.0012 U	0.0175	0.0051	0.028	1.00 - 5.00
5DN-00104	50211	Cs-134	-0.007 U	0.0162	0.006	0.0864	1.00 - 5.00
5DN-00104	50211	Cs-137	-0.0057 U	0.0164	0.0052	0.207	1.00 - 5.00
5DN-00104	50211	Eu-152	-0.0121 U	0.0479	0.0175	0.0566	1.00 - 5.00
5DN-00104	50211	Eu-154	-0.0576 UJ	0.0864	0.0296	0.15	1.00 - 5.00
5DN-00104	50211	Eu-155	0.104 JS	0.0742	0.0279	0.231	1.00 - 5.00
5DN-00104	50211	Ho-166m	0.0015 U	0.0249	0.0075	0.0432	1.00 - 5.00
5DN-00104	50211	K-40	19.9	0.145	1.21	32.4	1.00 - 5.00
5DN-00104	50211	Na-22	-0.0121 U	0.0203	0.0069	0.037	1.00 - 5.00
5DN-00104	50211	Nb-94	-0.0029 U	0.014	0.0043	0.0214	1.00 - 5.00
5DN-00104	50211	Np-236	-0.0105 U	0.0373	0.0119	0.047	1.00 - 5.00
5DN-00104	50211	Np-239	-0.0224 U	0.13	0.0403	0.139	1.00 - 5.00
5DN-00104	50211	Pa-231	0.265 U	0.81	0.262	0.936	1.00 - 5.00
5DN-00104	50211	Pb-212	1.65	0.0403	0.102	2.69	1.00 - 5.00
5DN-00104	50211	Pb-214	0.912	0.0334	0.0451	1.7	1.00 - 5.00
5DN-00104	50211	Pu-238	-0.0006 U	0.0441	0.0108	0.0415	1.00 - 5.00
5DN-00104	50211	Pu-239/240	0.0087 U	0.0278	0.0079	0.0404	1.00 - 5.00
5DN-00104	50211	Pu-244	0	0.0083	0.0031	0.0313	1.00 - 5.00
5DN-00104	50211	Sb-125	-0.0072 U	0.0468	0.0139	0.354	1.00 - 5.00
5DN-00104	50211	Sn-126	0.0065 U	0.0162	0.005	0.0237	1.00 - 5.00
5DN-00104	50211	Sr-90	0.204 U	0.363	0.114	0.485	1.00 - 5.00
5DN-00104	50211	Th-228	1.28	0.119	0.11	3.98	1.00 - 5.00
5DN-00104	50211	Th-229	0.0435	0.0356	0.0162	0.145	1.00 - 5.00
5DN-00104	50211	Th-230	0.869	0.058	0.0775	2.2	1.00 - 5.00
5DN-00104	50211	Th-232	0.991	0.0447	0.0836	3.1	1.00 - 5.00
5DN-00104	50211	Th-234	1.47 J	0.359	0.38	3.19	1.00 - 5.00
5DN-00104	50211	Tl-208	0.494	0.0185	0.0283	0.937	1.00 - 5.00

Table A.2
Analytical Results Summary
Subarea 5D, Round 1

Sample Location	Sample ID	Analyte Name	Activity	MDC	TPU	RTL	Sample Depth (feet bgs)
5DN-00104	50211	Tm-171	-10.5 U	17.2	5.71	72.4	1.00 - 5.00
5DN-00104	50211	U-233/234	0.755	0.0431	0.0854	2.02	1.00 - 5.00
5DN-00104	50211	U-235/236	0.0473	0.0183	0.0182	0.151	1.00 - 5.00
5DN-00104	50211	U-238	0.844	0.0348	0.0923	1.8	1.00 - 5.00
5DN-00105	50212	Ac-227	-0.0714 U	0.201	0.0727	0.217	0.00 - 0.50
5DN-00105	50212	Am-241	0.0046	0.0063	0.0033	0.0454	0.00 - 0.50
5DN-00105	50212	Bi-212	1.2 J	0.206	0.127	2.15	0.00 - 0.50
5DN-00105	50212	Bi-214	1.15	0.0387	0.0559	1.59	0.00 - 0.50
5DN-00105	50212	Cd-113m	-45.6 U	135	43.6	3030	0.00 - 0.50
5DN-00105	50212	Cm-243/244	0.0142	0.0064	0.0058	0.0443	0.00 - 0.50
5DN-00105	50212	Co-60	-0.0025 U	0.0253	0.0073	0.028	0.00 - 0.50
5DN-00105	50212	Cs-134	0.0035 U	0.023	0.0079	0.0864	0.00 - 0.50
5DN-00105	50212	Cs-137	0.0277	0.0227	0.0077	0.207	0.00 - 0.50
5DN-00105	50212	Eu-152	-0.0223 U	0.0551	0.0177	0.0566	0.00 - 0.50
5DN-00105	50212	Eu-154	-0.0389 U	0.136	0.0419	0.15	0.00 - 0.50
5DN-00105	50212	Eu-155	0.0799 SJ	0.0628	0.0283	0.231	0.00 - 0.50
5DN-00105	50212	Ho-166m	-0.0015 U	0.0348	0.01	0.0432	0.00 - 0.50
5DN-00105	50212	K-40	22.3	0.181	1.23	32.4	0.00 - 0.50
5DN-00105	50212	Na-22	-0.0361 UJ	0.0303	0.0128	0.037	0.00 - 0.50
5DN-00105	50212	Nb-94	0.0071 U	0.0208	0.0061	0.0214	0.00 - 0.50
5DN-00105	50212	Np-236	-0.0321 UJ	0.0318	0.0122	0.047	0.00 - 0.50
5DN-00105	50212	Np-239	-0.0185 U	0.131	0.0404	0.139	0.00 - 0.50
5DN-00105	50212	Pa-231	0.0647 U	0.844	0.26	0.936	0.00 - 0.50
5DN-00105	50212	Pb-212	1.75	0.0416	0.0988	2.69	0.00 - 0.50
5DN-00105	50212	Pb-214	1.24	0.0383	0.0585	1.7	0.00 - 0.50
5DN-00105	50212	Pu-238	0.0006 U	0.0142	0.0028	0.0415	0.00 - 0.50
5DN-00105	50212	Pu-239/240	0.0031 U	0.0242	0.0061	0.0404	0.00 - 0.50
5DN-00105	50212	Pu-244	0.0051	0.0142	0.0042	0.0313	0.00 - 0.50
5DN-00105	50212	Sb-125	-0.0146 U	0.0576	0.0175	0.354	0.00 - 0.50
5DN-00105	50212	Sn-126	0.0067 U	0.023	0.0067	0.0237	0.00 - 0.50
5DN-00105	50212	Sr-90	0.0319 U	0.267	0.074	0.485	0.00 - 0.50
5DN-00105	50212	Th-228	1.42 L	0.116	0.141	3.98	0.00 - 0.50
5DN-00105	50212	Th-229	0.0561 L	0.0517	0.0224	0.145	0.00 - 0.50
5DN-00105	50212	Th-230	0.861 L	0.019	0.0921	2.2	0.00 - 0.50

Table A.2
Analytical Results Summary
Subarea 5D, Round 1

Sample Location	Sample ID	Analyte Name	Activity	MDC	TPU	RTL	Sample Depth (feet bgs)
5DN-00105	50212	Th-232	1.05 L	0.0189	0.105	3.1	0.00 - 0.50
5DN-00105	50212	Th-234	1.61	0.237	0.136	3.19	0.00 - 0.50
5DN-00105	50212	Tl-208	0.569	0.0255	0.0343	0.937	0.00 - 0.50
5DN-00105	50212	Tm-171	-1.46 U	8.97	2.9	72.4	0.00 - 0.50
5DN-00105	50212	U-233/234	0.821	0.0292	0.0801	2.02	0.00 - 0.50
5DN-00105	50212	U-235/236	0.0534	0.0534	0.0203	0.151	0.00 - 0.50
5DN-00105	50212	U-238	0.731	0.0292	0.0735	1.8	0.00 - 0.50
5DN-00105	50213	Ac-227	-0.0442 U	0.162	0.0494	0.217	1.00 - 5.00
5DN-00105	50213	Am-241	0.0003 U	0.0223	0.005	0.0454	1.00 - 5.00
5DN-00105	50213	Bi-212	0.895	0.121	0.0799	2.15	1.00 - 5.00
5DN-00105	50213	Bi-214	0.979	0.0237	0.0446	1.59	1.00 - 5.00
5DN-00105	50213	Cd-113m	-54.6 U	107	35.8	3030	1.00 - 5.00
5DN-00105	50213	Cm-243/244	-0.0001 U	0.0281	0.0067	0.0443	1.00 - 5.00
5DN-00105	50213	Co-60	-0.0034 U	0.0152	0.0046	0.028	1.00 - 5.00
5DN-00105	50213	Cs-134	-0.0051 U	0.0135	0.0048	0.0864	1.00 - 5.00
5DN-00105	50213	Cs-137	0.0045 U	0.0149	0.0045	0.207	1.00 - 5.00
5DN-00105	50213	Eu-152	-0.0221 U	0.0388	0.0134	0.0566	1.00 - 5.00
5DN-00105	50213	Eu-154	0.0301 UJ	0.0783	0.0275	0.15	1.00 - 5.00
5DN-00105	50213	Eu-155	0.0774 JS	0.0607	0.0228	0.231	1.00 - 5.00
5DN-00105	50213	Ho-166m	-0.0048 U	0.0205	0.0062	0.0432	1.00 - 5.00
5DN-00105	50213	K-40	20.4	0.108	1.18	32.4	1.00 - 5.00
5DN-00105	50213	Na-22	-0.0089 U	0.0189	0.0061	0.037	1.00 - 5.00
5DN-00105	50213	Nb-94	0.0051 U	0.0122	0.0037	0.0214	1.00 - 5.00
5DN-00105	50213	Np-236	0.001 U	0.0311	0.0095	0.047	1.00 - 5.00
5DN-00105	50213	Np-239	-0.0087 U	0.108	0.0318	0.139	1.00 - 5.00
5DN-00105	50213	Pa-231	0.332 J	0.673	0.219	0.936	1.00 - 5.00
5DN-00105	50213	Pb-212	1.64	0.0322	0.108	2.69	1.00 - 5.00
5DN-00105	50213	Pb-214	1.13	0.0277	0.0545	1.7	1.00 - 5.00
5DN-00105	50213	Pu-238	-0.0026 U	0.0295	0.0059	0.0415	1.00 - 5.00
5DN-00105	50213	Pu-239/240	-0.0018 U	0.0319	0.0069	0.0404	1.00 - 5.00
5DN-00105	50213	Pu-244	0.0038 U	0.0186	0.0047	0.0313	1.00 - 5.00
5DN-00105	50213	Sb-125	0.0257 JS	0.0404	0.0134	0.354	1.00 - 5.00
5DN-00105	50213	Sn-126	-0.0056 U	0.0128	0.0041	0.0237	1.00 - 5.00
5DN-00105	50213	Sr-90	-0.0234 U	0.371	0.102	0.485	1.00 - 5.00

Table A.2
Analytical Results Summary
Subarea 5D, Round 1

Sample Location	Sample ID	Analyte Name	Activity	MDC	TPU	RTL	Sample Depth (feet bgs)
5DN-00105	50213	Th-228	1.51	0.0973	0.122	3.98	1.00 - 5.00
5DN-00105	50213	Th-229	0.03	0.0601	0.0188	0.145	1.00 - 5.00
5DN-00105	50213	Th-230	0.918	0.0703	0.0819	2.2	1.00 - 5.00
5DN-00105	50213	Th-232	1.26	0.0462	0.0989	3.1	1.00 - 5.00
5DN-00105	50213	Th-234	1.4 J	0.251	0.151	3.19	1.00 - 5.00
5DN-00105	50213	Tl-208	0.472	0.016	0.0262	0.937	1.00 - 5.00
5DN-00105	50213	Tm-171	-2.07 U	15.3	5.22	72.4	1.00 - 5.00
5DN-00105	50213	U-233/234	0.968	0.019	0.106	2.02	1.00 - 5.00
5DN-00105	50213	U-235/236	0.0568	0.0683	0.0263	0.151	1.00 - 5.00
5DN-00105	50213	U-238	1.06	0.0553	0.114	1.8	1.00 - 5.00
5DN-00106	50214	Ac-227	-0.125 U	0.204	0.068	0.217	0.00 - 0.50
5DN-00106	50214	Am-241	0.0145	0.0238	0.0079	0.0454	0.00 - 0.50
5DN-00106	50214	Bi-212	1.02	0.176	0.1	2.15	0.00 - 0.50
5DN-00106	50214	Bi-214	0.944	0.0354	0.0459	1.59	0.00 - 0.50
5DN-00106	50214	Cd-113m	-43.2 U	137	42	3030	0.00 - 0.50
5DN-00106	50214	Cm-243/244	0.0162	0.0284	0.0092	0.0443	0.00 - 0.50
5DN-00106	50214	Co-60	-0.0053 U	0.022	0.0067	0.028	0.00 - 0.50
5DN-00106	50214	Cs-134	0.001 U	0.0205	0.0069	0.0864	0.00 - 0.50
5DN-00106	50214	Cs-137	0.0243	0.0217	0.0072	0.207	0.00 - 0.50
5DN-00106	50214	Eu-152	-0.0108 U	0.0523	0.0159	0.0566	0.00 - 0.50
5DN-00106	50214	Eu-154	-0.0795 U	0.117	0.0402	0.15	0.00 - 0.50
5DN-00106	50214	Eu-155	0.0673 SJ	0.0788	0.0281	0.231	0.00 - 0.50
5DN-00106	50214	Ho-166m	-0.0121 U	0.0295	0.0094	0.0432	0.00 - 0.50
5DN-00106	50214	K-40	22.9	0.141	1.41	32.4	0.00 - 0.50
5DN-00106	50214	Na-22	-0.0013 U	0.0282	0.0098	0.037	0.00 - 0.50
5DN-00106	50214	Nb-94	0.0104 SJ	0.0183	0.0058	0.0214	0.00 - 0.50
5DN-00106	50214	Np-236	-0.0032 U	0.0375	0.0113	0.047	0.00 - 0.50
5DN-00106	50214	Np-239	0.0212 U	0.136	0.0398	0.139	0.00 - 0.50
5DN-00106	50214	Pa-231	-0.274 U	0.848	0.261	0.936	0.00 - 0.50
5DN-00106	50214	Pb-212	1.72	0.0421	0.104	2.69	0.00 - 0.50
5DN-00106	50214	Pb-214	1	0.0368	0.05	1.7	0.00 - 0.50
5DN-00106	50214	Pu-238	0.0077	0.0069	0.0044	0.0415	0.00 - 0.50
5DN-00106	50214	Pu-239/240	-0.0004 U	0.023	0.0048	0.0404	0.00 - 0.50
5DN-00106	50214	Pu-244	0.0025	0.0069	0.0026	0.0313	0.00 - 0.50

Table A.2
Analytical Results Summary
Subarea 5D, Round 1

Sample Location	Sample ID	Analyte Name	Activity	MDC	TPU	RTL	Sample Depth (feet bgs)
5DN-00106	50214	Sb-125	-0.0037 U	0.0555	0.0168	0.354	0.00 - 0.50
5DN-00106	50214	Sn-126	0.0077 U	0.0199	0.006	0.0237	0.00 - 0.50
5DN-00106	50214	Sr-90	-0.0157 U	0.324	0.089	0.485	0.00 - 0.50
5DN-00106	50214	Th-228	1.26	0.0809	0.142	3.98	0.00 - 0.50
5DN-00106	50214	Th-229	0.035	0.0812	0.0248	0.145	0.00 - 0.50
5DN-00106	50214	Th-230	0.863	0.0236	0.102	2.2	0.00 - 0.50
5DN-00106	50214	Th-232	1.27	0.064	0.131	3.1	0.00 - 0.50
5DN-00106	50214	Th-234	1.33 J	0.304	0.159	3.19	0.00 - 0.50
5DN-00106	50214	Tl-208	0.531	0.0232	0.0311	0.937	0.00 - 0.50
5DN-00106	50214	Tm-171	-9.52 U	18.7	6.6	72.4	0.00 - 0.50
5DN-00106	50214	U-233/234	0.797	0.0534	0.0824	2.02	0.00 - 0.50
5DN-00106	50214	U-235/236	0.0519	0.0478	0.0204	0.151	0.00 - 0.50
5DN-00106	50214	U-238	0.717	0.0312	0.0759	1.8	0.00 - 0.50
5DN-00106	50215	Ac-227	0.0043 U	0.191	0.0577	0.217	1.00 - 5.00
5DN-00106	50215	Am-241	0.0046	0.0128	0.0038	0.0454	1.00 - 5.00
5DN-00106	50215	Bi-212	1.12	0.142	0.0994	2.15	1.00 - 5.00
5DN-00106	50215	Bi-214	1.08	0.0291	0.0508	1.59	1.00 - 5.00
5DN-00106	50215	Cd-113m	11.6 U	127	43.8	3030	1.00 - 5.00
5DN-00106	50215	Cm-243/244	-0.0007 U	0.0239	0.0055	0.0443	1.00 - 5.00
5DN-00106	50215	Co-60	-0.0014 U	0.0186	0.0055	0.028	1.00 - 5.00
5DN-00106	50215	Cs-134	0.0036 U	0.0168	0.0057	0.0864	1.00 - 5.00
5DN-00106	50215	Cs-137	0.0219 J	0.0181	0.0072	0.207	1.00 - 5.00
5DN-00106	50215	Eu-152	-0.0007 U	0.0471	0.0166	0.0566	1.00 - 5.00
5DN-00106	50215	Eu-154	-0.0372 UJ	0.0961	0.0301	0.15	1.00 - 5.00
5DN-00106	50215	Eu-155	0.0736 JS	0.0692	0.0241	0.231	1.00 - 5.00
5DN-00106	50215	Ho-166m	0.0078 U	0.0264	0.008	0.0432	1.00 - 5.00
5DN-00106	50215	K-40	22	0.122	1.31	32.4	1.00 - 5.00
5DN-00106	50215	Na-22	-0.0075 U	0.0234	0.0085	0.037	1.00 - 5.00
5DN-00106	50215	Nb-94	0.0085 JS	0.0152	0.0049	0.0214	1.00 - 5.00
5DN-00106	50215	Np-236	-0.0038 U	0.0352	0.0104	0.047	1.00 - 5.00
5DN-00106	50215	Np-239	0.0075 U	0.128	0.0385	0.139	1.00 - 5.00
5DN-00106	50215	Pa-231	-0.0895 U	0.774	0.257	0.936	1.00 - 5.00
5DN-00106	50215	Pb-212	1.72	0.0381	0.106	2.69	1.00 - 5.00
5DN-00106	50215	Pb-214	1.19	0.0323	0.0584	1.7	1.00 - 5.00

Table A.2
Analytical Results Summary
Subarea 5D, Round 1

Sample Location	Sample ID	Analyte Name	Activity	MDC	TPU	RTL	Sample Depth (feet bgs)
5DN-00106	50215	Pu-238	-0.0106 U	0.0434	0.0083	0.0415	1.00 - 5.00
5DN-00106	50215	Pu-239/240	0.0079	0.0222	0.0066	0.0404	1.00 - 5.00
5DN-00106	50215	Pu-244	-0.0025 U	0.0222	0.0043	0.0313	1.00 - 5.00
5DN-00106	50215	Sb-125	-0.0121 U	0.0477	0.0144	0.354	1.00 - 5.00
5DN-00106	50215	Sn-126	0.0125 J	0.017	0.0057	0.0237	1.00 - 5.00
5DN-00106	50215	Sr-90	0.0093 U	0.248	0.0672	0.485	1.00 - 5.00
5DN-00106	50215	Th-228	1.41	0.0621	0.119	3.98	1.00 - 5.00
5DN-00106	50215	Th-229	0.0055 U	0.0819	0.0211	0.145	1.00 - 5.00
5DN-00106	50215	Th-230	0.718	0.0506	0.0721	2.2	1.00 - 5.00
5DN-00106	50215	Th-232	1.16	0.0147	0.0964	3.1	1.00 - 5.00
5DN-00106	50215	Th-234	1.45	0.273	0.144	3.19	1.00 - 5.00
5DN-00106	50215	Tl-208	0.517	0.019	0.0296	0.937	1.00 - 5.00
5DN-00106	50215	Tm-171	-3.06 U	13.2	4.71	72.4	1.00 - 5.00
5DN-00106	50215	U-233/234	0.747	0.0149	0.0844	2.02	1.00 - 5.00
5DN-00106	50215	U-235/236	0.0447	0.0537	0.0207	0.151	1.00 - 5.00
5DN-00106	50215	U-238	0.828	0.0351	0.0912	1.8	1.00 - 5.00
5DN-00107	50216	Ac-227	0.0158 U	0.184	0.0556	0.217	0.00 - 0.50
5DN-00107	50216	Am-241	-0.0055 U	0.0231	0.004	0.0454	0.00 - 0.50
5DN-00107	50216	Bi-212	0.982	0.151	0.0861	2.15	0.00 - 0.50
5DN-00107	50216	Bi-214	1.02	0.0275	0.0474	1.59	0.00 - 0.50
5DN-00107	50216	Cd-113m	93 J	125	45.7	3030	0.00 - 0.50
5DN-00107	50216	Cm-243/244	-0.0001 U	0.0268	0.0064	0.0443	0.00 - 0.50
5DN-00107	50216	Co-60	-0.0091 UJ	0.0167	0.0056	0.028	0.00 - 0.50
5DN-00107	50216	Cs-134	0.0002 UJ	0.017	0.0058	0.0864	0.00 - 0.50
5DN-00107	50216	Cs-137	0.034	0.0182	0.0073	0.207	0.00 - 0.50
5DN-00107	50216	Eu-152	-0.0236 U	0.0447	0.0201	0.0566	0.00 - 0.50
5DN-00107	50216	Eu-154	-0.0531 U	0.0948	0.0313	0.15	0.00 - 0.50
5DN-00107	50216	Eu-155	0.0965 JS	0.0669	0.0265	0.231	0.00 - 0.50
5DN-00107	50216	Ho-166m	-0.008 U	0.0245	0.0077	0.0432	0.00 - 0.50
5DN-00107	50216	K-40	22.8	0.122	1.36	32.4	0.00 - 0.50
5DN-00107	50216	Na-22	-0.0138 U	0.0223	0.0076	0.037	0.00 - 0.50
5DN-00107	50216	Nb-94	0.0024 U	0.0145	0.0044	0.0214	0.00 - 0.50
5DN-00107	50216	Np-236	0.0029 U	0.0345	0.0105	0.047	0.00 - 0.50
5DN-00107	50216	Np-239	0.0166 U	0.123	0.0373	0.139	0.00 - 0.50

Table A.2
Analytical Results Summary
Subarea 5D, Round 1

Sample Location	Sample ID	Analyte Name	Activity	MDC	TPU	RTL	Sample Depth (feet bgs)
5DN-00107	50216	Pa-231	-0.229 U	0.753	0.246	0.936	0.00 - 0.50
5DN-00107	50216	Pb-212	1.69	0.0375	0.104	2.69	0.00 - 0.50
5DN-00107	50216	Pb-214	1.08	0.0318	0.0535	1.7	0.00 - 0.50
5DN-00107	50216	Pu-238	-0.0003 U	0.0197	0.0041	0.0415	0.00 - 0.50
5DN-00107	50216	Pu-239/240	0.0052 U	0.0237	0.0064	0.0404	0.00 - 0.50
5DN-00107	50216	Pu-244	-0.001 U	0.0171	0.0031	0.0313	0.00 - 0.50
5DN-00107	50216	Sb-125	-0.025 U	0.0455	0.0148	0.354	0.00 - 0.50
5DN-00107	50216	Sn-126	0.0034 U	0.0158	0.0048	0.0237	0.00 - 0.50
5DN-00107	50216	Sr-90	0.066 U	0.199	0.0591	0.485	0.00 - 0.50
5DN-00107	50216	Th-228	1.71	0.123	0.16	3.98	0.00 - 0.50
5DN-00107	50216	Th-229	0.021	0.0516	0.0157	0.145	0.00 - 0.50
5DN-00107	50216	Th-230	0.846	0.065	0.0922	2.2	0.00 - 0.50
5DN-00107	50216	Th-232	1.26	0.0648	0.119	3.1	0.00 - 0.50
5DN-00107	50216	Th-234	1.53	0.269	0.138	3.19	0.00 - 0.50
5DN-00107	50216	Tl-208	0.536	0.0186	0.0301	0.937	0.00 - 0.50
5DN-00107	50216	Tm-171	-4.34 U	12.9	4.68	72.4	0.00 - 0.50
5DN-00107	50216	U-233/234	0.664	0.0541	0.0732	2.02	0.00 - 0.50
5DN-00107	50216	U-235/236	0.0982	0.0166	0.0254	0.151	0.00 - 0.50
5DN-00107	50216	U-238	0.904	0.0498	0.0903	1.8	0.00 - 0.50
5DN-00107	50217	Ac-227	0.0116 U	0.176	0.0512	0.217	1.00 - 4.50
5DN-00107	50217	Am-241	0.0078 U	0.0246	0.007	0.0454	1.00 - 4.50
5DN-00107	50217	Bi-212	0.88 J	0.136	0.0939	2.15	1.00 - 4.50
5DN-00107	50217	Bi-214	0.906	0.0263	0.0428	1.59	1.00 - 4.50
5DN-00107	50217	Cd-113m	15.7 U	116	33.7	3030	1.00 - 4.50
5DN-00107	50217	Cm-243/244	-0.0106 U	0.0319	0.0063	0.0443	1.00 - 4.50
5DN-00107	50217	Co-60	0.0003 U	0.016	0.0047	0.028	1.00 - 4.50
5DN-00107	50217	Cs-134	-0.002 U	0.0149	0.0052	0.0864	1.00 - 4.50
5DN-00107	50217	Cs-137	0.004 U	0.0151	0.0052	0.207	1.00 - 4.50
5DN-00107	50217	Eu-152	0.0169 U	0.0417	0.0151	0.0566	1.00 - 4.50
5DN-00107	50217	Eu-154	-0.0056 U	0.0909	0.0267	0.15	1.00 - 4.50
5DN-00107	50217	Eu-155	0.0491 JS	0.062	0.0216	0.231	1.00 - 4.50
5DN-00107	50217	Ho-166m	-0.0043 U	0.0237	0.0074	0.0432	1.00 - 4.50
5DN-00107	50217	K-40	20.5	0.11	1.15	32.4	1.00 - 4.50
5DN-00107	50217	Na-22	0.0013 U	0.0208	0.0061	0.037	1.00 - 4.50

Table A.2
Analytical Results Summary
Subarea 5D, Round 1

Sample Location	Sample ID	Analyte Name	Activity	MDC	TPU	RTL	Sample Depth (feet bgs)
5DN-00107	50217	Nb-94	0.0014 U	0.0133	0.004	0.0214	1.00 - 4.50
5DN-00107	50217	Np-236	-0.0129 U	0.032	0.0102	0.047	1.00 - 4.50
5DN-00107	50217	Np-239	-0.0143 U	0.114	0.0358	0.139	1.00 - 4.50
5DN-00107	50217	Pa-231	0.0948 U	0.707	0.206	0.936	1.00 - 4.50
5DN-00107	50217	Pb-212	1.61	0.0335	0.0949	2.69	1.00 - 4.50
5DN-00107	50217	Pb-214	0.99	0.0288	0.0476	1.7	1.00 - 4.50
5DN-00107	50217	Pu-238	0.0044 UJ	0.0223	0.0057	0.0415	1.00 - 4.50
5DN-00107	50217	Pu-239/240	0.0011 UJ	0.0307	0.0072	0.0404	1.00 - 4.50
5DN-00107	50217	Pu-244	-0.0061 UJ	0.0255	0.0045	0.0313	1.00 - 4.50
5DN-00107	50217	Sb-125	0.0168 U	0.045	0.0137	0.354	1.00 - 4.50
5DN-00107	50217	Sn-126	0.0024 U	0.0154	0.0047	0.0237	1.00 - 4.50
5DN-00107	50217	Sr-90	0.268	0.163	0.0681	0.485	1.00 - 4.50
5DN-00107	50217	Th-228	1.48	0.103	0.123	3.98	1.00 - 4.50
5DN-00107	50217	Th-229	0.0425	0.0638	0.0213	0.145	1.00 - 4.50
5DN-00107	50217	Th-230	0.89	0.0747	0.0823	2.2	1.00 - 4.50
5DN-00107	50217	Th-232	1.15	0.0491	0.0953	3.1	1.00 - 4.50
5DN-00107	50217	Th-234	1.43 J	0.257	0.152	3.19	1.00 - 4.50
5DN-00107	50217	Tl-208	0.511	0.0172	0.0288	0.937	1.00 - 4.50
5DN-00107	50217	Tm-171	-7.04 U	12.8	4.62	72.4	1.00 - 4.50
5DN-00107	50217	U-233/234	0.826	0.0472	0.0859	2.02	1.00 - 4.50
5DN-00107	50217	U-235/236	0.0681	0.0509	0.0237	0.151	1.00 - 4.50
5DN-00107	50217	U-238	0.868	0.0333	0.0886	1.8	1.00 - 4.50
5DN-00108	50218	Ac-227	-0.0386 U	0.155	0.0487	0.217	0.00 - 0.50
5DN-00108	50218	Am-241	0.0112	0.0226	0.0071	0.0454	0.00 - 0.50
5DN-00108	50218	Bi-212	0.946	0.119	0.0757	2.15	0.00 - 0.50
5DN-00108	50218	Bi-214	0.791	0.0236	0.0365	1.59	0.00 - 0.50
5DN-00108	50218	Cd-113m	-18.7 U	107	33.2	3030	0.00 - 0.50
5DN-00108	50218	Cm-243/244	-0.0048 U	0.0439	0.0111	0.0443	0.00 - 0.50
5DN-00108	50218	Co-60	0 UJ	0.0142	0.0042	0.028	0.00 - 0.50
5DN-00108	50218	Cs-134	0.0024 UJ	0.0139	0.0048	0.0864	0.00 - 0.50
5DN-00108	50218	Cs-137	0.0361	0.0133	0.0053	0.207	0.00 - 0.50
5DN-00108	50218	Eu-152	-0.0018 U	0.038	0.0162	0.0566	0.00 - 0.50
5DN-00108	50218	Eu-154	-0.0356 U	0.0737	0.0236	0.15	0.00 - 0.50
5DN-00108	50218	Eu-155	0.0251 U	0.0586	0.0226	0.231	0.00 - 0.50

Table A.2
Analytical Results Summary
Subarea 5D, Round 1

Sample Location	Sample ID	Analyte Name	Activity	MDC	TPU	RTL	Sample Depth (feet bgs)
5DN-00108	50218	Ho-166m	-0.0061 U	0.0193	0.0061	0.0432	0.00 - 0.50
5DN-00108	50218	K-40	20.1	0.106	1.22	32.4	0.00 - 0.50
5DN-00108	50218	Na-22	0.0038 U	0.0175	0.0052	0.037	0.00 - 0.50
5DN-00108	50218	Nb-94	0.0056 U	0.0115	0.0036	0.0214	0.00 - 0.50
5DN-00108	50218	Np-236	-0.013 U	0.0299	0.0102	0.047	0.00 - 0.50
5DN-00108	50218	Np-239	0.0027 U	0.104	0.0319	0.139	0.00 - 0.50
5DN-00108	50218	Pa-231	-0.179 U	0.637	0.219	0.936	0.00 - 0.50
5DN-00108	50218	Pb-212	1.57	0.0316	0.0957	2.69	0.00 - 0.50
5DN-00108	50218	Pb-214	0.893	0.0264	0.0423	1.7	0.00 - 0.50
5DN-00108	50218	Pu-238	0.0074	0.0144	0.0048	0.0415	0.00 - 0.50
5DN-00108	50218	Pu-239/240	0.0032 U	0.0245	0.0062	0.0404	0.00 - 0.50
5DN-00108	50218	Pu-244	0.0023	0.0061	0.0023	0.0313	0.00 - 0.50
5DN-00108	50218	Sb-125	0.0022 U	0.038	0.0112	0.354	0.00 - 0.50
5DN-00108	50218	Sn-126	0.0011 U	0.0127	0.0038	0.0237	0.00 - 0.50
5DN-00108	50218	Sr-90	0.148 U	0.252	0.0787	0.485	0.00 - 0.50
5DN-00108	50218	Th-228	1.7	0.138	0.159	3.98	0.00 - 0.50
5DN-00108	50218	Th-229	0.0463	0.0179	0.0177	0.145	0.00 - 0.50
5DN-00108	50218	Th-230	0.911	0.0486	0.0948	2.2	0.00 - 0.50
5DN-00108	50218	Th-232	1.29	0.0485	0.12	3.1	0.00 - 0.50
5DN-00108	50218	Th-234	1.35	0.241	0.133	3.19	0.00 - 0.50
5DN-00108	50218	Tl-208	0.49	0.0155	0.0264	0.937	0.00 - 0.50
5DN-00108	50218	Tm-171	-5.07 U	13.8	4.82	72.4	0.00 - 0.50
5DN-00108	50218	U-233/234	0.736	0.0404	0.0725	2.02	0.00 - 0.50
5DN-00108	50218	U-235/236	0.0163	0.0317	0.0106	0.151	0.00 - 0.50
5DN-00108	50218	U-238	0.68	0.0365	0.0685	1.8	0.00 - 0.50
5DN-00108	50219	Ac-227	-0.0493 U	0.18	0.0567	0.217	1.00 - 2.50
5DN-00108	50219	Am-241	0.0112	0.0061	0.005	0.0454	1.00 - 2.50
5DN-00108	50219	Bi-212	0.976	0.149	0.0893	2.15	1.00 - 2.50
5DN-00108	50219	Bi-214	0.871	0.0267	0.042	1.59	1.00 - 2.50
5DN-00108	50219	Cd-113m	25.6 U	121	37.3	3030	1.00 - 2.50
5DN-00108	50219	Cm-243/244	-0.0049 U	0.0207	0.0037	0.0443	1.00 - 2.50
5DN-00108	50219	Co-60	-0.0052 U	0.0174	0.0055	0.028	1.00 - 2.50
5DN-00108	50219	Cs-134	-0.0049 U	0.0152	0.0055	0.0864	1.00 - 2.50
5DN-00108	50219	Cs-137	0.0138 J	0.0174	0.0065	0.207	1.00 - 2.50

Table A.2
Analytical Results Summary
Subarea 5D, Round 1

Sample Location	Sample ID	Analyte Name	Activity	MDC	TPU	RTL	Sample Depth (feet bgs)
5DN-00108	50219	Eu-152	-0.0262 U	0.0427	0.015	0.0566	1.00 - 2.50
5DN-00108	50219	Eu-154	0.0149 U	0.0968	0.0283	0.15	1.00 - 2.50
5DN-00108	50219	Eu-155	0.0556 JS	0.0679	0.0235	0.231	1.00 - 2.50
5DN-00108	50219	Ho-166m	0.0138 JS	0.0263	0.0084	0.0432	1.00 - 2.50
5DN-00108	50219	K-40	20.5	0.137	1.17	32.4	1.00 - 2.50
5DN-00108	50219	Na-22	-0.0024 U	0.0225	0.0068	0.037	1.00 - 2.50
5DN-00108	50219	Nb-94	0.0009 U	0.0141	0.0043	0.0214	1.00 - 2.50
5DN-00108	50219	Np-236	-0.0066 U	0.0334	0.0099	0.047	1.00 - 2.50
5DN-00108	50219	Np-239	0.0376 U	0.119	0.0369	0.139	1.00 - 2.50
5DN-00108	50219	Pa-231	0.058 U	0.735	0.226	0.936	1.00 - 2.50
5DN-00108	50219	Pb-212	1.77	0.0353	0.105	2.69	1.00 - 2.50
5DN-00108	50219	Pb-214	1.03	0.0312	0.0498	1.7	1.00 - 2.50
5DN-00108	50219	Pu-238	-0.0032 U	0.0177	0.0032	0.0415	1.00 - 2.50
5DN-00108	50219	Pu-239/240	-0.0042 U	0.0224	0.0039	0.0404	1.00 - 2.50
5DN-00108	50219	Pu-244	-0.0016 U	0.0142	0.0028	0.0313	1.00 - 2.50
5DN-00108	50219	Sb-125	-0.0208 U	0.0435	0.0139	0.354	1.00 - 2.50
5DN-00108	50219	Sn-126	0.0028 U	0.0159	0.0048	0.0237	1.00 - 2.50
5DN-00108	50219	Sr-90	0.0333 U	0.118	0.034	0.485	1.00 - 2.50
5DN-00108	50219	Th-228	1.44	0.157	0.138	3.98	1.00 - 2.50
5DN-00108	50219	Th-229	0.0068 U	0.0817	0.0204	0.145	1.00 - 2.50
5DN-00108	50219	Th-230	0.889	0.0731	0.0913	2.2	1.00 - 2.50
5DN-00108	50219	Th-232	1.33	0.0183	0.116	3.1	1.00 - 2.50
5DN-00108	50219	Th-234	1.58 J	0.256	0.164	3.19	1.00 - 2.50
5DN-00108	50219	Tl-208	0.548	0.0182	0.0315	0.937	1.00 - 2.50
5DN-00108	50219	Tm-171	-1 U	14.5	5.03	72.4	1.00 - 2.50
5DN-00108	50219	U-233/234	0.77	0.0611	0.081	2.02	1.00 - 2.50
5DN-00108	50219	U-235/236	0.0051 U	0.0551	0.013	0.151	1.00 - 2.50
5DN-00108	50219	U-238	0.836	0.0576	0.0856	1.8	1.00 - 2.50
5DN-00109	50220	Ac-227	0.0214 U	0.177	0.0514	0.217	0.00 - 0.50
5DN-00109	50220	Am-241	0.0148	0.0178	0.0072	0.0454	0.00 - 0.50
5DN-00109	50220	Bi-212	0.955	0.138	0.0838	2.15	0.00 - 0.50
5DN-00109	50220	Bi-214	1.02	0.0257	0.0469	1.59	0.00 - 0.50
5DN-00109	50220	Cd-113m	-19.3 U	116	34.3	3030	0.00 - 0.50
5DN-00109	50220	Cm-243/244	-0.0103 U	0.0312	0.0054	0.0443	0.00 - 0.50

Table A.2
Analytical Results Summary
Subarea 5D, Round 1

Sample Location	Sample ID	Analyte Name	Activity	MDC	TPU	RTL	Sample Depth (feet bgs)
5DN-00109	50220	Co-60	-0.0041 UJ	0.0158	0.0049	0.028	0.00 - 0.50
5DN-00109	50220	Cs-134	0.0003 UJ	0.0152	0.0052	0.0864	0.00 - 0.50
5DN-00109	50220	Cs-137	0.0261	0.0163	0.0065	0.207	0.00 - 0.50
5DN-00109	50220	Eu-152	-0.0375 UJ	0.0423	0.016	0.0566	0.00 - 0.50
5DN-00109	50220	Eu-154	-0.0511 U	0.088	0.0294	0.15	0.00 - 0.50
5DN-00109	50220	Eu-155	0.0574 JS	0.0662	0.0239	0.231	0.00 - 0.50
5DN-00109	50220	Ho-166m	-0.0012 U	0.0233	0.0071	0.0432	0.00 - 0.50
5DN-00109	50220	K-40	21.6	0.0998	1.21	32.4	0.00 - 0.50
5DN-00109	50220	Na-22	0.0002 U	0.0213	0.0063	0.037	0.00 - 0.50
5DN-00109	50220	Nb-94	0.0021 U	0.0134	0.0041	0.0214	0.00 - 0.50
5DN-00109	50220	Np-236	-0.0095 U	0.0322	0.0101	0.047	0.00 - 0.50
5DN-00109	50220	Np-239	0.0773 J	0.116	0.0398	0.139	0.00 - 0.50
5DN-00109	50220	Pa-231	0.0365 U	0.697	0.203	0.936	0.00 - 0.50
5DN-00109	50220	Pb-212	1.6	0.0351	0.094	2.69	0.00 - 0.50
5DN-00109	50220	Pb-214	1.08	0.0295	0.0508	1.7	0.00 - 0.50
5DN-00109	50220	Pu-238	-0.0081 U	0.0285	0.0049	0.0415	0.00 - 0.50
5DN-00109	50220	Pu-239/240	0.001 U	0.0264	0.0062	0.0404	0.00 - 0.50
5DN-00109	50220	Pu-244	0.0031 U	0.0154	0.0039	0.0313	0.00 - 0.50
5DN-00109	50220	Sb-125	-0.0031 U	0.0433	0.0129	0.354	0.00 - 0.50
5DN-00109	50220	Sn-126	0.003 U	0.0154	0.0047	0.0237	0.00 - 0.50
5DN-00109	50220	Sr-90	-0.0823	0.257	0.0691	0.485	0.00 - 0.50
5DN-00109	50220	Th-228	1.8	0.117	0.163	3.98	0.00 - 0.50
5DN-00109	50220	Th-229	0.0066 U	0.0715	0.0176	0.145	0.00 - 0.50
5DN-00109	50220	Th-230	0.814	0.0795	0.0894	2.2	0.00 - 0.50
5DN-00109	50220	Th-232	1.45	0.0179	0.129	3.1	0.00 - 0.50
5DN-00109	50220	Th-234	1.55 J	0.252	0.158	3.19	0.00 - 0.50
5DN-00109	50220	Tl-208	0.471	0.0172	0.0269	0.937	0.00 - 0.50
5DN-00109	50220	Tm-171	0.942 U	13	4.3	72.4	0.00 - 0.50
5DN-00109	50220	U-233/234	0.767	0.0754	0.0799	2.02	0.00 - 0.50
5DN-00109	50220	U-235/236	0.0145 U	0.0448	0.0128	0.151	0.00 - 0.50
5DN-00109	50220	U-238	0.683	0.0363	0.0719	1.8	0.00 - 0.50
5DN-00109	50221	Ac-227	-0.146 UJ	0.204	0.0711	0.217	1.00 - 4.50
5DN-00109	50221	Am-241	0.0043	0.012	0.0035	0.0454	1.00 - 4.50
5DN-00109	50221	Bi-212	1.02	0.154	0.0859	2.15	1.00 - 4.50

Table A.2
Analytical Results Summary
Subarea 5D, Round 1

Sample Location	Sample ID	Analyte Name	Activity	MDC	TPU	RTL	Sample Depth (feet bgs)
5DN-00109	50221	Bi-214	0.958	0.0307	0.0492	1.59	1.00 - 4.50
5DN-00109	50221	Cd-113m	-35.7 U	139	42.6	3030	1.00 - 4.50
5DN-00109	50221	Cm-243/244	0.0082	0.0122	0.0045	0.0443	1.00 - 4.50
5DN-00109	50221	Co-60	0.0028 U	0.0202	0.0058	0.028	1.00 - 4.50
5DN-00109	50221	Cs-134	0.0033 U	0.0173	0.0059	0.0864	1.00 - 4.50
5DN-00109	50221	Cs-137	-0.002 U	0.018	0.0054	0.207	1.00 - 4.50
5DN-00109	50221	Eu-152	-0.0236 U	0.0501	0.0177	0.0566	1.00 - 4.50
5DN-00109	50221	Eu-154	-0.0116 U	0.108	0.0321	0.15	1.00 - 4.50
5DN-00109	50221	Eu-155	0.0565 JS	0.0785	0.0271	0.231	1.00 - 4.50
5DN-00109	50221	Ho-166m	0.0053 U	0.028	0.0084	0.0432	1.00 - 4.50
5DN-00109	50221	K-40	20.9	0.137	1.32	32.4	1.00 - 4.50
5DN-00109	50221	Na-22	-0.002 U	0.0253	0.0076	0.037	1.00 - 4.50
5DN-00109	50221	Nb-94	0.0086 JS	0.0163	0.0052	0.0214	1.00 - 4.50
5DN-00109	50221	Np-236	-0.015 U	0.0389	0.0125	0.047	1.00 - 4.50
5DN-00109	50221	Np-239	-0.0267 U	0.135	0.0406	0.139	1.00 - 4.50
5DN-00109	50221	Pa-231	-0.253 U	0.827	0.277	0.936	1.00 - 4.50
5DN-00109	50221	Pb-212	1.69	0.0412	0.103	2.69	1.00 - 4.50
5DN-00109	50221	Pb-214	1.13	0.0345	0.0542	1.7	1.00 - 4.50
5DN-00109	50221	Pu-238	-0.0004 U	0.0212	0.0044	0.0415	1.00 - 4.50
5DN-00109	50221	Pu-239/240	0.0153	0.0184	0.007	0.0404	1.00 - 4.50
5DN-00109	50221	Pu-244	0.0093	0.0063	0.0047	0.0313	1.00 - 4.50
5DN-00109	50221	Sb-125	0.0069 U	0.0518	0.015	0.354	1.00 - 4.50
5DN-00109	50221	Sn-126	-0.0011 U	0.0178	0.0053	0.0237	1.00 - 4.50
5DN-00109	50221	Sr-90	0.0642 U	0.245	0.0704	0.485	1.00 - 4.50
5DN-00109	50221	Th-228	1.31	0.133	0.117	3.98	1.00 - 4.50
5DN-00109	50221	Th-229	0.0215	0.0395	0.0132	0.145	1.00 - 4.50
5DN-00109	50221	Th-230	0.734	0.0644	0.0734	2.2	1.00 - 4.50
5DN-00109	50221	Th-232	0.935	0.0496	0.0842	3.1	1.00 - 4.50
5DN-00109	50221	Th-234	1.42 J	0.317	0.164	3.19	1.00 - 4.50
5DN-00109	50221	Tl-208	0.513	0.0207	0.03	0.937	1.00 - 4.50
5DN-00109	50221	Tm-171	-18.6 UJ	18.3	7.71	72.4	1.00 - 4.50
5DN-00109	50221	U-233/234	0.644	0.0349	0.0735	2.02	1.00 - 4.50
5DN-00109	50221	U-235/236	0.0271	0.0183	0.0136	0.151	1.00 - 4.50
5DN-00109	50221	U-238	0.731	0.0432	0.0802	1.8	1.00 - 4.50

Table A.2
Analytical Results Summary
Subarea 5D, Round 1

Sample Location	Sample ID	Analyte Name	Activity	MDC	TPU	RTL	Sample Depth (feet bgs)
5DN-00110	50222	Ac-227	-0.0498 U	0.267	0.0799	0.217	0.00 - 0.50
5DN-00110	50222	Am-241	0.0081	0.0121	0.0045	0.0454	0.00 - 0.50
5DN-00110	50222	Bi-212	1.02 J	0.266	0.133	2.15	0.00 - 0.50
5DN-00110	50222	Bi-214	1.18	0.0454	0.0617	1.59	0.00 - 0.50
5DN-00110	50222	Cd-113m	-19.2 U	181	53.6	3030	0.00 - 0.50
5DN-00110	50222	Cm-243/244	-0.0031 U	0.0212	0.0042	0.0443	0.00 - 0.50
5DN-00110	50222	Co-60	0.0124 U	0.032	0.0093	0.028	0.00 - 0.50
5DN-00110	50222	Cs-134	-0.0001 U	0.0264	0.0088	0.0864	0.00 - 0.50
5DN-00110	50222	Cs-137	0.0238	0.0277	0.0081	0.207	0.00 - 0.50
5DN-00110	50222	Eu-152	-0.0011 U	0.0688	0.0234	0.0566	0.00 - 0.50
5DN-00110	50222	Eu-154	0.0021 U	0.164	0.0488	0.15	0.00 - 0.50
5DN-00110	50222	Eu-155	0.0818 JS	0.0934	0.0339	0.231	0.00 - 0.50
5DN-00110	50222	Ho-166m	-0.0227 U	0.041	0.0136	0.0432	0.00 - 0.50
5DN-00110	50222	K-40	21.2	0.2	1.23	32.4	0.00 - 0.50
5DN-00110	50222	Na-22	0.0094 U	0.0409	0.0118	0.037	0.00 - 0.50
5DN-00110	50222	Nb-94	0.0124 J	0.0247	0.0076	0.0214	0.00 - 0.50
5DN-00110	50222	Np-236	-0.018 U	0.0457	0.0147	0.047	0.00 - 0.50
5DN-00110	50222	Np-239	0.0131 U	0.175	0.0513	0.139	0.00 - 0.50
5DN-00110	50222	Pa-231	0.0448 U	1.1	0.336	0.936	0.00 - 0.50
5DN-00110	50222	Pb-212	1.72	0.0525	0.102	2.69	0.00 - 0.50
5DN-00110	50222	Pb-214	1.22	0.0486	0.0607	1.7	0.00 - 0.50
5DN-00110	50222	Pu-238	0.0064 UJ	0.0314	0.0082	0.0415	0.00 - 0.50
5DN-00110	50222	Pu-239/240	0.0044 UJ	0.022	0.0055	0.0404	0.00 - 0.50
5DN-00110	50222	Pu-244	0.0069	0.0094	0.0049	0.0313	0.00 - 0.50
5DN-00110	50222	Sb-125	-0.0193 U	0.0732	0.0228	0.354	0.00 - 0.50
5DN-00110	50222	Sn-126	0.0175 J	0.0277	0.0087	0.0237	0.00 - 0.50
5DN-00110	50222	Sr-90	0.0312 U	0.276	0.0765	0.485	0.00 - 0.50
5DN-00110	50222	Th-228	1.64 J	0.152	0.168	3.98	0.00 - 0.50
5DN-00110	50222	Th-229	0.0413	0.0768	0.0249	0.145	0.00 - 0.50
5DN-00110	50222	Th-230	1.1	0.0223	0.117	2.2	0.00 - 0.50
5DN-00110	50222	Th-232	1.26	0.0605	0.128	3.1	0.00 - 0.50
5DN-00110	50222	Th-234	1.73 J	0.446	0.443	3.19	0.00 - 0.50
5DN-00110	50222	Tl-208	0.589	0.0312	0.0385	0.937	0.00 - 0.50
5DN-00110	50222	Tm-171	-21.4 UJ	18	7.55	72.4	0.00 - 0.50

Table A.2
Analytical Results Summary
Subarea 5D, Round 1

Sample Location	Sample ID	Analyte Name	Activity	MDC	TPU	RTL	Sample Depth (feet bgs)
5DN-00110	50222	U-233/234	0.796	0.0412	0.0935	2.02	0.00 - 0.50
5DN-00110	50222	U-235/236	0.0502	0.0509	0.0222	0.151	0.00 - 0.50
5DN-00110	50222	U-238	0.698	0.0175	0.0851	1.8	0.00 - 0.50
5DN-00110	50223	Ac-227	0.0564 U	0.195	0.0605	0.217	1.00 - 5.00
5DN-00110	50223	Am-241	-0.0038 UJ	0.0208	0.0038	0.0454	1.00 - 5.00
5DN-00110	50223	Bi-212	1.08	0.152	0.0874	2.15	1.00 - 5.00
5DN-00110	50223	Bi-214	0.757	0.0282	0.0367	1.59	1.00 - 5.00
5DN-00110	50223	Cd-113m	-18.8 U	129	41.5	3030	1.00 - 5.00
5DN-00110	50223	Cm-243/244	-0.0016 UJ	0.0293	0.0064	0.0443	1.00 - 5.00
5DN-00110	50223	Co-60	0.0006 U	0.0163	0.0048	0.028	1.00 - 5.00
5DN-00110	50223	Cs-134	0.0027 U	0.0162	0.0056	0.0864	1.00 - 5.00
5DN-00110	50223	Cs-137	0.0016 U	0.0161	0.0055	0.207	1.00 - 5.00
5DN-00110	50223	Eu-152	-0.0384 U	0.0469	0.0208	0.0566	1.00 - 5.00
5DN-00110	50223	Eu-154	-0.0171 U	0.0885	0.0263	0.15	1.00 - 5.00
5DN-00110	50223	Eu-155	0.0511 JS	0.0759	0.0255	0.231	1.00 - 5.00
5DN-00110	50223	Ho-166m	0.0043 U	0.0246	0.0074	0.0432	1.00 - 5.00
5DN-00110	50223	K-40	19.6	0.135	1.19	32.4	1.00 - 5.00
5DN-00110	50223	Na-22	-0.0167 UJ	0.0204	0.0075	0.037	1.00 - 5.00
5DN-00110	50223	Nb-94	0.0081 JS	0.0143	0.0046	0.0214	1.00 - 5.00
5DN-00110	50223	Np-236	-0.0212 U	0.0373	0.0124	0.047	1.00 - 5.00
5DN-00110	50223	Np-239	-0.0193 U	0.13	0.04	0.139	1.00 - 5.00
5DN-00110	50223	Pa-231	-0.0053 U	0.779	0.259	0.936	1.00 - 5.00
5DN-00110	50223	Pb-212	1.8	0.0385	0.11	2.69	1.00 - 5.00
5DN-00110	50223	Pb-214	0.896	0.0321	0.0446	1.7	1.00 - 5.00
5DN-00110	50223	Pu-238	0.0062 UJ	0.0312	0.008	0.0415	1.00 - 5.00
5DN-00110	50223	Pu-239/240	-0.0102 UJ	0.0429	0.0075	0.0404	1.00 - 5.00
5DN-00110	50223	Pu-244	-0.0046 UJ	0.0356	0.0063	0.0313	1.00 - 5.00
5DN-00110	50223	Sb-125	-0.0066 U	0.0464	0.0138	0.354	1.00 - 5.00
5DN-00110	50223	Sn-126	0.0034 U	0.016	0.0048	0.0237	1.00 - 5.00
5DN-00110	50223	Sr-90	-0.0356 U	0.129	0.0294	0.485	1.00 - 5.00
5DN-00110	50223	Th-228	1.43	0.0608	0.119	3.98	1.00 - 5.00
5DN-00110	50223	Th-229	0.0053 U	0.08	0.0206	0.145	1.00 - 5.00
5DN-00110	50223	Th-230	0.808	0.0494	0.0765	2.2	1.00 - 5.00
5DN-00110	50223	Th-232	1.14	0.0144	0.0945	3.1	1.00 - 5.00

Table A.2
Analytical Results Summary
Subarea 5D, Round 1

Sample Location	Sample ID	Analyte Name	Activity	MDC	TPU	RTL	Sample Depth (feet bgs)
5DN-00110	50223	Th-234	1.47 J	0.307	0.158	3.19	1.00 - 5.00
5DN-00110	50223	Tl-208	0.524	0.0184	0.0292	0.937	1.00 - 5.00
5DN-00110	50223	Tm-171	-4.41 U	17.1	5.86	72.4	1.00 - 5.00
5DN-00110	50223	U-233/234	0.752	0.059	0.0802	2.02	1.00 - 5.00
5DN-00110	50223	U-235/236	0.0437	0.0169	0.0168	0.151	1.00 - 5.00
5DN-00110	50223	U-238	0.779	0.0322	0.0811	1.8	1.00 - 5.00
5DN-00111	50224	Ac-227	-0.0156 U	0.193	0.0567	0.217	0.00 - 0.50
5DN-00111	50224	Am-241	0.0022	0.0059	0.0022	0.0454	0.00 - 0.50
5DN-00111	50224	Bi-212	0.925	0.165	0.0867	2.15	0.00 - 0.50
5DN-00111	50224	Bi-214	0.772	0.0311	0.0393	1.59	0.00 - 0.50
5DN-00111	50224	Cd-113m	-42.1 U	125	38.5	3030	0.00 - 0.50
5DN-00111	50224	Cm-243/244	0.0073	0.0142	0.0048	0.0443	0.00 - 0.50
5DN-00111	50224	Co-60	-0.0021 U	0.0202	0.006	0.028	0.00 - 0.50
5DN-00111	50224	Cs-134	-0.0107 U	0.0177	0.0067	0.0864	0.00 - 0.50
5DN-00111	50224	Cs-137	0.0217	0.0182	0.0063	0.207	0.00 - 0.50
5DN-00111	50224	Eu-152	-0.0325 U	0.0468	0.0168	0.0566	0.00 - 0.50
5DN-00111	50224	Eu-154	-0.0337 U	0.107	0.0327	0.15	0.00 - 0.50
5DN-00111	50224	Eu-155	0.0527 JS	0.0722	0.0246	0.231	0.00 - 0.50
5DN-00111	50224	Ho-166m	-0.0071 U	0.0266	0.0082	0.0432	0.00 - 0.50
5DN-00111	50224	K-40	20.1	0.137	1.23	32.4	0.00 - 0.50
5DN-00111	50224	Na-22	0.0072 U	0.0266	0.0079	0.037	0.00 - 0.50
5DN-00111	50224	Nb-94	0.0029 U	0.0162	0.0048	0.0214	0.00 - 0.50
5DN-00111	50224	Np-236	-0.0019 U	0.0346	0.0104	0.047	0.00 - 0.50
5DN-00111	50224	Np-239	-0.0426 U	0.123	0.0377	0.139	0.00 - 0.50
5DN-00111	50224	Pa-231	0.206 U	0.769	0.246	0.936	0.00 - 0.50
5DN-00111	50224	Pb-212	1.57	0.0374	0.0944	2.69	0.00 - 0.50
5DN-00111	50224	Pb-214	0.892	0.0328	0.0441	1.7	0.00 - 0.50
5DN-00111	50224	Pu-238	0.0103 UJ	0.0328	0.0093	0.0415	0.00 - 0.50
5DN-00111	50224	Pu-239/240	0.0056 UJ	0.0285	0.0073	0.0404	0.00 - 0.50
5DN-00111	50224	Pu-244	0.003 UJ	0.0327	0.0077	0.0313	0.00 - 0.50
5DN-00111	50224	Sb-125	0.0068 U	0.0495	0.0149	0.354	0.00 - 0.50
5DN-00111	50224	Sn-126	-0.0027 U	0.0175	0.0052	0.0237	0.00 - 0.50
5DN-00111	50224	Sr-90	0.379	0.338	0.12	0.485	0.00 - 0.50
5DN-00111	50224	Th-228	1.28	0.167	0.144	3.98	0.00 - 0.50

Table A.2
Analytical Results Summary
Subarea 5D, Round 1

Sample Location	Sample ID	Analyte Name	Activity	MDC	TPU	RTL	Sample Depth (feet bgs)
5DN-00111	50224	Th-229	-0.0082 U	0.0883	0.0183	0.145	0.00 - 0.50
5DN-00111	50224	Th-230	0.957	0.0602	0.107	2.2	0.00 - 0.50
5DN-00111	50224	Th-232	1.35	0.0221	0.134	3.1	0.00 - 0.50
5DN-00111	50224	Th-234	1.43 J	0.287	0.161	3.19	0.00 - 0.50
5DN-00111	50224	Tl-208	0.476	0.0201	0.0281	0.937	0.00 - 0.50
5DN-00111	50224	Tm-171	3.36 U	17	5.56	72.4	0.00 - 0.50
5DN-00111	50224	U-233/234	0.714	0.0134	0.0789	2.02	0.00 - 0.50
5DN-00111	50224	U-235/236	0.0384	0.0389	0.017	0.151	0.00 - 0.50
5DN-00111	50224	U-238	0.796	0.0134	0.0854	1.8	0.00 - 0.50
5DN-00111	50225	Ac-227	0.0193 U	0.271	0.0795	0.217	1.00 - 5.00
5DN-00111	50225	Am-241	0.008 U	0.0253	0.0072	0.0454	1.00 - 5.00
5DN-00111	50225	Bi-212	1.07 J	0.241	0.131	2.15	1.00 - 5.00
5DN-00111	50225	Bi-214	1.16	0.0471	0.0616	1.59	1.00 - 5.00
5DN-00111	50225	Cd-113m	56.5 U	186	55.5	3030	1.00 - 5.00
5DN-00111	50225	Cm-243/244	-0.0065 U	0.0329	0.0072	0.0443	1.00 - 5.00
5DN-00111	50225	Co-60	-0.0083 U	0.0288	0.0088	0.028	1.00 - 5.00
5DN-00111	50225	Cs-134	0.005 U	0.0268	0.0088	0.0864	1.00 - 5.00
5DN-00111	50225	Cs-137	-0.0018 U	0.0283	0.0083	0.207	1.00 - 5.00
5DN-00111	50225	Eu-152	-0.0098 U	0.0681	0.0234	0.0566	1.00 - 5.00
5DN-00111	50225	Eu-154	-0.0103 U	0.171	0.0512	0.15	1.00 - 5.00
5DN-00111	50225	Eu-155	0.0694 JS	0.0879	0.0372	0.231	1.00 - 5.00
5DN-00111	50225	Ho-166m	-0.0072 U	0.0428	0.0128	0.0432	1.00 - 5.00
5DN-00111	50225	K-40	19.4	0.221	1.13	32.4	1.00 - 5.00
5DN-00111	50225	Na-22	-0.0115 U	0.0359	0.011	0.037	1.00 - 5.00
5DN-00111	50225	Nb-94	0.0007 U	0.0243	0.0071	0.0214	1.00 - 5.00
5DN-00111	50225	Np-236	0.008 U	0.0465	0.0149	0.047	1.00 - 5.00
5DN-00111	50225	Np-239	0.0286 U	0.179	0.0526	0.139	1.00 - 5.00
5DN-00111	50225	Pa-231	-0.194 U	1.12	0.383	0.936	1.00 - 5.00
5DN-00111	50225	Pb-212	1.86	0.0573	0.11	2.69	1.00 - 5.00
5DN-00111	50225	Pb-214	1.25	0.0482	0.0625	1.7	1.00 - 5.00
5DN-00111	50225	Pu-238	0.0022	0.006	0.0022	0.0415	1.00 - 5.00
5DN-00111	50225	Pu-239/240	-0.0026 U	0.0199	0.0035	0.0404	1.00 - 5.00
5DN-00111	50225	Pu-244	0.0066	0.006	0.0038	0.0313	1.00 - 5.00
5DN-00111	50225	Sb-125	0.0188 U	0.0761	0.0229	0.354	1.00 - 5.00

Table A.2
Analytical Results Summary
Subarea 5D, Round 1

Sample Location	Sample ID	Analyte Name	Activity	MDC	TPU	RTL	Sample Depth (feet bgs)
5DN-00111	50225	Sn-126	0.0016 U	0.0269	0.0078	0.0237	1.00 - 5.00
5DN-00111	50225	Sr-90	0.0254 U	0.267	0.0737	0.485	1.00 - 5.00
5DN-00111	50225	Th-228	1.76	0.169	0.17	3.98	1.00 - 5.00
5DN-00111	50225	Th-229	0 U	0.0817	0.0186	0.145	1.00 - 5.00
5DN-00111	50225	Th-230	1.01	0.0992	0.108	2.2	1.00 - 5.00
5DN-00111	50225	Th-232	1.5	0.0556	0.138	3.1	1.00 - 5.00
5DN-00111	50225	Th-234	1.44 J	0.369	0.174	3.19	1.00 - 5.00
5DN-00111	50225	Tl-208	0.582	0.0313	0.038	0.937	1.00 - 5.00
5DN-00111	50225	Tm-171	-3.81 U	18.3	6.24	72.4	1.00 - 5.00
5DN-00111	50225	U-233/234	0.83	0.018	0.0971	2.02	1.00 - 5.00
5DN-00111	50225	U-235/236	0.0374	0.0648	0.022	0.151	1.00 - 5.00
5DN-00111	50225	U-238	0.744	0.018	0.09	1.8	1.00 - 5.00
5DN-00112	50226	Ac-227	-0.0296 U	0.166	0.0502	0.217	0.00 - 0.50
5DN-00112	50226	Am-241	0.0034 U	0.0173	0.0044	0.0454	0.00 - 0.50
5DN-00112	50226	Bi-212	1.13	0.134	0.0926	2.15	0.00 - 0.50
5DN-00112	50226	Bi-214	1.03	0.0256	0.0468	1.59	0.00 - 0.50
5DN-00112	50226	Cd-113m	-25.2 U	111	35.1	3030	0.00 - 0.50
5DN-00112	50226	Cm-243/244	0.0079 U	0.0307	0.0086	0.0443	0.00 - 0.50
5DN-00112	50226	Co-60	0 U	0.0166	0.005	0.028	0.00 - 0.50
5DN-00112	50226	Cs-134	-0.0002 U	0.015	0.0051	0.0864	0.00 - 0.50
5DN-00112	50226	Cs-137	0.0269	0.0153	0.0056	0.207	0.00 - 0.50
5DN-00112	50226	Eu-152	-0.0247 U	0.0408	0.0143	0.0566	0.00 - 0.50
5DN-00112	50226	Eu-154	-0.0509 U	0.0879	0.0291	0.15	0.00 - 0.50
5DN-00112	50226	Eu-155	0.0993 JS	0.0602	0.026	0.231	0.00 - 0.50
5DN-00112	50226	Ho-166m	-0.0146 U	0.0216	0.0075	0.0432	0.00 - 0.50
5DN-00112	50226	K-40	22.3	0.11	1.37	32.4	0.00 - 0.50
5DN-00112	50226	Na-22	0.0039 U	0.0218	0.0065	0.037	0.00 - 0.50
5DN-00112	50226	Nb-94	0.0075 J	0.0134	0.0043	0.0214	0.00 - 0.50
5DN-00112	50226	Np-236	-0.0096 U	0.0311	0.0099	0.047	0.00 - 0.50
5DN-00112	50226	Np-239	0.0152 U	0.11	0.0327	0.139	0.00 - 0.50
5DN-00112	50226	Pa-231	-0.134 U	0.675	0.223	0.936	0.00 - 0.50
5DN-00112	50226	Pb-212	1.83	0.0325	0.117	2.69	0.00 - 0.50
5DN-00112	50226	Pb-214	1.15	0.0288	0.0543	1.7	0.00 - 0.50
5DN-00112	50226	Pu-238	-0.0091 UJ	0.0383	0.0067	0.0415	0.00 - 0.50

Table A.2
Analytical Results Summary
Subarea 5D, Round 1

Sample Location	Sample ID	Analyte Name	Activity	MDC	TPU	RTL	Sample Depth (feet bgs)
5DN-00112	50226	Pu-239/240	-0.0006 UJ	0.0317	0.0066	0.0404	0.00 - 0.50
5DN-00112	50226	Pu-244	0.0035	0.0095	0.0035	0.0313	0.00 - 0.50
5DN-00112	50226	Sb-125	0.0008 U	0.0423	0.013	0.354	0.00 - 0.50
5DN-00112	50226	Sn-126	0.0025 U	0.0146	0.0044	0.0237	0.00 - 0.50
5DN-00112	50226	Sr-90	0.127 U	0.266	0.0818	0.485	0.00 - 0.50
5DN-00112	50226	Th-228	1.38 J	0.176	0.152	3.98	0.00 - 0.50
5DN-00112	50226	Th-229	0.0826	0.0767	0.0313	0.145	0.00 - 0.50
5DN-00112	50226	Th-230	0.865	0.0223	0.1	2.2	0.00 - 0.50
5DN-00112	50226	Th-232	1.14	0.0605	0.12	3.1	0.00 - 0.50
5DN-00112	50226	Th-234	1.63 J	0.242	0.17	3.19	0.00 - 0.50
5DN-00112	50226	Tl-208	0.539	0.0164	0.0294	0.937	0.00 - 0.50
5DN-00112	50226	Tm-171	-7.45 U	16.1	5.77	72.4	0.00 - 0.50
5DN-00112	50226	U-233/234	0.759	0.062	0.09	2.02	0.00 - 0.50
5DN-00112	50226	U-235/236	0.0251	0.0487	0.0163	0.151	0.00 - 0.50
5DN-00112	50226	U-238	0.765	0.0559	0.0902	1.8	0.00 - 0.50
5DN-00112	50227	Ac-227	-0.0236 U	0.167	0.0517	0.217	1.00 - 5.00
5DN-00112	50227	Am-241	-0.0021 U	0.0362	0.0084	0.0454	1.00 - 5.00
5DN-00112	50227	Bi-212	0.991	0.139	0.0828	2.15	1.00 - 5.00
5DN-00112	50227	Bi-214	0.774	0.0256	0.0378	1.59	1.00 - 5.00
5DN-00112	50227	Cd-113m	-6.08 U	110	33.8	3030	1.00 - 5.00
5DN-00112	50227	Cm-243/244	0.0035 U	0.0369	0.0094	0.0443	1.00 - 5.00
5DN-00112	50227	Co-60	-0.003 U	0.0169	0.0052	0.028	1.00 - 5.00
5DN-00112	50227	Cs-134	-0.0021 U	0.0153	0.0053	0.0864	1.00 - 5.00
5DN-00112	50227	Cs-137	0.0037 U	0.0164	0.0049	0.207	1.00 - 5.00
5DN-00112	50227	Eu-152	-0.0229 U	0.041	0.0133	0.0566	1.00 - 5.00
5DN-00112	50227	Eu-154	0.0093 U	0.0895	0.0299	0.15	1.00 - 5.00
5DN-00112	50227	Eu-155	0.0634 SJ	0.0648	0.0238	0.231	1.00 - 5.00
5DN-00112	50227	Ho-166m	-0.0108 U	0.0237	0.0078	0.0432	1.00 - 5.00
5DN-00112	50227	K-40	18.5	0.12	1.06	32.4	1.00 - 5.00
5DN-00112	50227	Na-22	0.0013 U	0.0211	0.0063	0.037	1.00 - 5.00
5DN-00112	50227	Nb-94	0.0105 SJ	0.0144	0.0049	0.0214	1.00 - 5.00
5DN-00112	50227	Np-236	-0.0065 U	0.0309	0.0092	0.047	1.00 - 5.00
5DN-00112	50227	Np-239	0.0051 U	0.112	0.0339	0.139	1.00 - 5.00
5DN-00112	50227	Pa-231	-0.62 UJ	0.655	0.28	0.936	1.00 - 5.00

Table A.2
Analytical Results Summary
Subarea 5D, Round 1

Sample Location	Sample ID	Analyte Name	Activity	MDC	TPU	RTL	Sample Depth (feet bgs)
5DN-00112	50227	Pb-212	1.59	0.0348	0.095	2.69	1.00 - 5.00
5DN-00112	50227	Pb-214	0.823	0.0288	0.0407	1.7	1.00 - 5.00
5DN-00112	50227	Pu-238	0.0027	0.0072	0.0027	0.0415	1.00 - 5.00
5DN-00112	50227	Pu-239/240	-0.0004 U	0.0239	0.005	0.0404	1.00 - 5.00
5DN-00112	50227	Pu-244	0.0015 U	0.0208	0.0046	0.0313	1.00 - 5.00
5DN-00112	50227	Sb-125	0.0013 U	0.0438	0.0128	0.354	1.00 - 5.00
5DN-00112	50227	Sn-126	-0.0039 U	0.0146	0.0046	0.0237	1.00 - 5.00
5DN-00112	50227	Sr-90	0.249	0.333	0.109	0.485	1.00 - 5.00
5DN-00112	50227	Th-228	1.68 L	0.162	0.162	3.98	1.00 - 5.00
5DN-00112	50227	Th-229	0.0507 L	0.0779	0.0263	0.145	1.00 - 5.00
5DN-00112	50227	Th-230	1.04 L	0.0947	0.108	2.2	1.00 - 5.00
5DN-00112	50227	Th-232	1.52 L	0.053	0.138	3.1	1.00 - 5.00
5DN-00112	50227	Th-234	1.48 J	0.248	0.151	3.19	1.00 - 5.00
5DN-00112	50227	Tl-208	0.476	0.0173	0.0274	0.937	1.00 - 5.00
5DN-00112	50227	Tm-171	-0.98 U	13.7	4.74	72.4	1.00 - 5.00
5DN-00112	50227	U-233/234	0.715	0.0398	0.0731	2.02	1.00 - 5.00
5DN-00112	50227	U-235/236	0.0519	0.0428	0.0191	0.151	1.00 - 5.00
5DN-00112	50227	U-238	0.796	0.028	0.0786	1.8	1.00 - 5.00
5DN-00113	50228	Ac-227	0.0007 U	0.198	0.0606	0.217	0.00 - 0.50
5DN-00113	50228	Am-241	0.0052 U	0.0159	0.0045	0.0454	0.00 - 0.50
5DN-00113	50228	Bi-212	0.965	0.155	0.0848	2.15	0.00 - 0.50
5DN-00113	50228	Bi-214	0.926	0.03	0.0436	1.59	0.00 - 0.50
5DN-00113	50228	Cd-113m	37.3 U	136	43.6	3030	0.00 - 0.50
5DN-00113	50228	Cm-243/244	-0.0018 U	0.0206	0.0041	0.0443	0.00 - 0.50
5DN-00113	50228	Co-60	-0.0002 U	0.0179	0.0053	0.028	0.00 - 0.50
5DN-00113	50228	Cs-134	-0.0004 U	0.0176	0.0061	0.0864	0.00 - 0.50
5DN-00113	50228	Cs-137	0.0364	0.0159	0.007	0.207	0.00 - 0.50
5DN-00113	50228	Eu-152	-0.035 U	0.0484	0.0197	0.0566	0.00 - 0.50
5DN-00113	50228	Eu-154	-0.0555 U	0.0952	0.0316	0.15	0.00 - 0.50
5DN-00113	50228	Eu-155	0.0691 JS	0.0758	0.0281	0.231	0.00 - 0.50
5DN-00113	50228	Ho-166m	-0.0098 U	0.0245	0.0079	0.0432	0.00 - 0.50
5DN-00113	50228	K-40	20.9	0.134	1.27	32.4	0.00 - 0.50
5DN-00113	50228	Na-22	0.0013 U	0.0231	0.0079	0.037	0.00 - 0.50
5DN-00113	50228	Nb-94	-0.0067 U	0.0145	0.0047	0.0214	0.00 - 0.50

Table A.2
Analytical Results Summary
Subarea 5D, Round 1

Sample Location	Sample ID	Analyte Name	Activity	MDC	TPU	RTL	Sample Depth (feet bgs)
5DN-00113	50228	Np-236	-0.0338 UJ	0.0379	0.0149	0.047	0.00 - 0.50
5DN-00113	50228	Np-239	-0.026 U	0.135	0.0418	0.139	0.00 - 0.50
5DN-00113	50228	Pa-231	0.0792 U	0.825	0.274	0.936	0.00 - 0.50
5DN-00113	50228	Pb-212	1.67	0.0404	0.103	2.69	0.00 - 0.50
5DN-00113	50228	Pb-214	1.03	0.0357	0.0492	1.7	0.00 - 0.50
5DN-00113	50228	Pu-238	0.0021 UJ	0.0296	0.0065	0.0415	0.00 - 0.50
5DN-00113	50228	Pu-239/240	0.0096 UJ	0.0295	0.0084	0.0404	0.00 - 0.50
5DN-00113	50228	Pu-244	0.0075	0.0101	0.0053	0.0313	0.00 - 0.50
5DN-00113	50228	Sb-125	0.0006 U	0.0502	0.0148	0.354	0.00 - 0.50
5DN-00113	50228	Sn-126	-0.0071 U	0.0166	0.0054	0.0237	0.00 - 0.50
5DN-00113	50228	Sr-90	0.0217 U	0.338	0.0949	0.485	0.00 - 0.50
5DN-00113	50228	Th-228	1.54	0.113	0.151	3.98	0.00 - 0.50
5DN-00113	50228	Th-229	0.0142 U	0.0657	0.0174	0.145	0.00 - 0.50
5DN-00113	50228	Th-230	0.77	0.052	0.0878	2.2	0.00 - 0.50
5DN-00113	50228	Th-232	1.06	0.0518	0.108	3.1	0.00 - 0.50
5DN-00113	50228	Th-234	1.62 J	0.31	0.171	3.19	0.00 - 0.50
5DN-00113	50228	Tl-208	0.505	0.0197	0.0289	0.937	0.00 - 0.50
5DN-00113	50228	Tm-171	-2.64 U	17.6	5.95	72.4	0.00 - 0.50
5DN-00113	50228	U-233/234	0.797	0.0532	0.0881	2.02	0.00 - 0.50
5DN-00113	50228	U-235/236	0.0364	0.0517	0.0188	0.151	0.00 - 0.50
5DN-00113	50228	U-238	0.8	0.0144	0.0875	1.8	0.00 - 0.50
5DN-00113	50229	Ac-227	0.012 U	0.171	0.0498	0.217	1.00 - 5.00
5DN-00113	50229	Am-241	0.0084	0.0057	0.0042	0.0454	1.00 - 5.00
5DN-00113	50229	Bi-212	1.14	0.137	0.0959	2.15	1.00 - 5.00
5DN-00113	50229	Bi-214	0.743	0.027	0.0367	1.59	1.00 - 5.00
5DN-00113	50229	Cd-113m	-40.9 U	114	35	3030	1.00 - 5.00
5DN-00113	50229	Cm-243/244	-0.0009 U	0.017	0.0031	0.0443	1.00 - 5.00
5DN-00113	50229	Co-60	-0.0001 U	0.0179	0.0051	0.028	1.00 - 5.00
5DN-00113	50229	Cs-134	0.0005 U	0.0165	0.0058	0.0864	1.00 - 5.00
5DN-00113	50229	Cs-137	-0.001 U	0.0164	0.0048	0.207	1.00 - 5.00
5DN-00113	50229	Eu-152	-0.0074 U	0.0426	0.0128	0.0566	1.00 - 5.00
5DN-00113	50229	Eu-154	-0.0178 UJ	0.0935	0.0282	0.15	1.00 - 5.00
5DN-00113	50229	Eu-155	0.0672 JS	0.0615	0.0231	0.231	1.00 - 5.00
5DN-00113	50229	Ho-166m	-0.0043 U	0.0243	0.0072	0.0432	1.00 - 5.00

Table A.2
Analytical Results Summary
Subarea 5D, Round 1

Sample Location	Sample ID	Analyte Name	Activity	MDC	TPU	RTL	Sample Depth (feet bgs)
5DN-00113	50229	K-40	19.6	0.117	1.11	32.4	1.00 - 5.00
5DN-00113	50229	Na-22	0.001 U	0.022	0.0066	0.037	1.00 - 5.00
5DN-00113	50229	Nb-94	0.0008 U	0.0142	0.0041	0.0214	1.00 - 5.00
5DN-00113	50229	Np-236	0.0089 U	0.0327	0.0101	0.047	1.00 - 5.00
5DN-00113	50229	Np-239	0.0347 U	0.118	0.0349	0.139	1.00 - 5.00
5DN-00113	50229	Pa-231	-0.234 U	0.695	0.23	0.936	1.00 - 5.00
5DN-00113	50229	Pb-212	1.7	0.0347	0.102	2.69	1.00 - 5.00
5DN-00113	50229	Pb-214	0.838	0.0295	0.0421	1.7	1.00 - 5.00
5DN-00113	50229	Pu-238	0.0038	0.0102	0.0038	0.0415	1.00 - 5.00
5DN-00113	50229	Pu-239/240	-0.0017 U	0.0297	0.0054	0.0404	1.00 - 5.00
5DN-00113	50229	Pu-244	0.0075	0.0102	0.0053	0.0313	1.00 - 5.00
5DN-00113	50229	Sb-125	-0.0087 U	0.0431	0.0132	0.354	1.00 - 5.00
5DN-00113	50229	Sn-126	0.0043 U	0.016	0.0047	0.0237	1.00 - 5.00
5DN-00113	50229	Sr-90	-0.0713 U	0.257	0.0643	0.485	1.00 - 5.00
5DN-00113	50229	Th-228	1.28	0.135	0.138	3.98	1.00 - 5.00
5DN-00113	50229	Th-229	0.0334 U	0.0898	0.0264	0.145	1.00 - 5.00
5DN-00113	50229	Th-230	0.591	0.0896	0.0796	2.2	1.00 - 5.00
5DN-00113	50229	Th-232	1.04	0.0771	0.109	3.1	1.00 - 5.00
5DN-00113	50229	Th-234	1.45	0.242	0.138	3.19	1.00 - 5.00
5DN-00113	50229	Tl-208	0.532	0.0172	0.0301	0.937	1.00 - 5.00
5DN-00113	50229	Tm-171	-4.64 U	11.7	4.1	72.4	1.00 - 5.00
5DN-00113	50229	U-233/234	0.683	0.0661	0.0745	2.02	1.00 - 5.00
5DN-00113	50229	U-235/236	0.0477	0.0162	0.0172	0.151	1.00 - 5.00
5DN-00113	50229	U-238	0.785	0.0437	0.0807	1.8	1.00 - 5.00
5DN-00114	50230	Ac-227	0.0214 U	0.226	0.0696	0.217	0.00 - 0.50
5DN-00114	50230	Am-241	0.0047	0.0132	0.0039	0.0454	0.00 - 0.50
5DN-00114	50230	Bi-212	1.08	0.174	0.0925	2.15	0.00 - 0.50
5DN-00114	50230	Bi-214	1.05	0.0331	0.0506	1.59	0.00 - 0.50
5DN-00114	50230	Cd-113m	-72.7 U	148	49.7	3030	0.00 - 0.50
5DN-00114	50230	Cm-243/244	-0.0025 U	0.0192	0.0034	0.0443	0.00 - 0.50
5DN-00114	50230	Co-60	-0.0034 U	0.0218	0.0065	0.028	0.00 - 0.50
5DN-00114	50230	Cs-134	0.0082 U	0.0195	0.0067	0.0864	0.00 - 0.50
5DN-00114	50230	Cs-137	0.0059 U	0.021	0.0062	0.207	0.00 - 0.50
5DN-00114	50230	Eu-152	-0.0355 U	0.0543	0.0235	0.0566	0.00 - 0.50

Table A.2
Analytical Results Summary
Subarea 5D, Round 1

Sample Location	Sample ID	Analyte Name	Activity	MDC	TPU	RTL	Sample Depth (feet bgs)
5DN-00114	50230	Eu-154	0.0389 U	0.119	0.036	0.15	0.00 - 0.50
5DN-00114	50230	Eu-155	0.0901 JS	0.0849	0.0302	0.231	0.00 - 0.50
5DN-00114	50230	Ho-166m	0.0077 U	0.0296	0.0087	0.0432	0.00 - 0.50
5DN-00114	50230	K-40	22.7	0.131	1.42	32.4	0.00 - 0.50
5DN-00114	50230	Na-22	-0.0169 U	0.0265	0.009	0.037	0.00 - 0.50
5DN-00114	50230	Nb-94	-0.0011 U	0.0168	0.0049	0.0214	0.00 - 0.50
5DN-00114	50230	Np-236	0.0074 U	0.0443	0.0143	0.047	0.00 - 0.50
5DN-00114	50230	Np-239	-0.0117 U	0.149	0.046	0.139	0.00 - 0.50
5DN-00114	50230	Pa-231	-0.558 U	0.903	0.339	0.936	0.00 - 0.50
5DN-00114	50230	Pb-212	1.65	0.0455	0.11	2.69	0.00 - 0.50
5DN-00114	50230	Pb-214	1.14	0.0381	0.0589	1.7	0.00 - 0.50
5DN-00114	50230	Pu-238	0.006	0.0168	0.005	0.0415	0.00 - 0.50
5DN-00114	50230	Pu-239/240	-0.0012 U	0.0207	0.0038	0.0404	0.00 - 0.50
5DN-00114	50230	Pu-244	-0.0038 U	0.0207	0.0038	0.0313	0.00 - 0.50
5DN-00114	50230	Sb-125	0.0236 U	0.057	0.0176	0.354	0.00 - 0.50
5DN-00114	50230	Sn-126	-0.0097 U	0.0185	0.006	0.0237	0.00 - 0.50
5DN-00114	50230	Sr-90	0.142 U	0.314	0.0958	0.485	0.00 - 0.50
5DN-00114	50230	Th-228	1.22	0.0948	0.128	3.98	0.00 - 0.50
5DN-00114	50230	Th-229	-0.0072 U	0.0776	0.0161	0.145	0.00 - 0.50
5DN-00114	50230	Th-230	0.762	0.0529	0.0871	2.2	0.00 - 0.50
5DN-00114	50230	Th-232	1.07	0.0194	0.108	3.1	0.00 - 0.50
5DN-00114	50230	Th-234	1.68 J	0.368	0.213	3.19	0.00 - 0.50
5DN-00114	50230	Tl-208	0.485	0.0221	0.0288	0.937	0.00 - 0.50
5DN-00114	50230	Tm-171	-23.8 UJ	24.8	10.2	72.4	0.00 - 0.50
5DN-00114	50230	U-233/234	0.795	0.0323	0.0861	2.02	0.00 - 0.50
5DN-00114	50230	U-235/236	0.0268	0.04	0.0149	0.151	0.00 - 0.50
5DN-00114	50230	U-238	0.656	0.0323	0.0751	1.8	0.00 - 0.50
5DN-00114	50231	Ac-227	-0.0824 U	0.161	0.0514	0.217	1.00 - 5.00
5DN-00114	50231	Am-241	0.007	0.0135	0.0045	0.0454	1.00 - 5.00
5DN-00114	50231	Bi-212	0.961	0.131	0.0773	2.15	1.00 - 5.00
5DN-00114	50231	Bi-214	0.8	0.025	0.0382	1.59	1.00 - 5.00
5DN-00114	50231	Cd-113m	-11.2 U	109	32	3030	1.00 - 5.00
5DN-00114	50231	Cm-243/244	-0.0085 U	0.0322	0.0068	0.0443	1.00 - 5.00
5DN-00114	50231	Co-60	0.0028 U	0.0153	0.0045	0.028	1.00 - 5.00

Table A.2
Analytical Results Summary
Subarea 5D, Round 1

Sample Location	Sample ID	Analyte Name	Activity	MDC	TPU	RTL	Sample Depth (feet bgs)
5DN-00114	50231	Cs-134	0.006 U	0.015	0.0052	0.0864	1.00 - 5.00
5DN-00114	50231	Cs-137	0.001 U	0.0146	0.0044	0.207	1.00 - 5.00
5DN-00114	50231	Eu-152	-0.0201 U	0.0391	0.0131	0.0566	1.00 - 5.00
5DN-00114	50231	Eu-154	-0.0325 U	0.0835	0.0263	0.15	1.00 - 5.00
5DN-00114	50231	Eu-155	0.093 JS	0.0599	0.0258	0.231	1.00 - 5.00
5DN-00114	50231	Ho-166m	-0.0048 U	0.0219	0.0069	0.0432	1.00 - 5.00
5DN-00114	50231	K-40	19.2	0.0973	1.08	32.4	1.00 - 5.00
5DN-00114	50231	Na-22	0.0118 J	0.0202	0.0064	0.037	1.00 - 5.00
5DN-00114	50231	Nb-94	0.0028 U	0.0126	0.0038	0.0214	1.00 - 5.00
5DN-00114	50231	Np-236	-0.0134 U	0.0302	0.0098	0.047	1.00 - 5.00
5DN-00114	50231	Np-239	-0.0242 U	0.11	0.0349	0.139	1.00 - 5.00
5DN-00114	50231	Pa-231	-0.14 U	0.658	0.196	0.936	1.00 - 5.00
5DN-00114	50231	Pb-212	1.58	0.0324	0.0925	2.69	1.00 - 5.00
5DN-00114	50231	Pb-214	0.903	0.0274	0.0433	1.7	1.00 - 5.00
5DN-00114	50231	Pu-238	-0.004 U	0.0271	0.0053	0.0415	1.00 - 5.00
5DN-00114	50231	Pu-239/240	-0.0001 U	0.0307	0.0073	0.0404	1.00 - 5.00
5DN-00114	50231	Pu-244	0.0014 U	0.0195	0.0043	0.0313	1.00 - 5.00
5DN-00114	50231	Sb-125	-0.0082 U	0.0407	0.0123	0.354	1.00 - 5.00
5DN-00114	50231	Sn-126	0.0008 U	0.014	0.0042	0.0237	1.00 - 5.00
5DN-00114	50231	Sr-90	0.109 U	0.202	0.0635	0.485	1.00 - 5.00
5DN-00114	50231	Th-228	1.85	0.105	0.169	3.98	1.00 - 5.00
5DN-00114	50231	Th-229	-0.0284 U	0.093	0.0174	0.145	1.00 - 5.00
5DN-00114	50231	Th-230	1.09	0.0521	0.109	2.2	1.00 - 5.00
5DN-00114	50231	Th-232	1.28	0.052	0.122	3.1	1.00 - 5.00
5DN-00114	50231	Th-234	1.57 J	0.242	0.158	3.19	1.00 - 5.00
5DN-00114	50231	Tl-208	0.479	0.0172	0.0268	0.937	1.00 - 5.00
5DN-00114	50231	Tm-171	0.535 U	12.4	4.1	72.4	1.00 - 5.00
5DN-00114	50231	U-233/234	0.891	0.0539	0.0992	2.02	1.00 - 5.00
5DN-00114	50231	U-235/236	0.0189 U	0.0581	0.0166	0.151	1.00 - 5.00
5DN-00114	50231	U-238	0.735	0.038	0.0861	1.8	1.00 - 5.00
5DN-00115	50232	Ac-227	-0.0318 U	0.165	0.0491	0.217	1.00 - 5.00
5DN-00115	50232	Am-241	0.0042 U	0.0213	0.0054	0.0454	1.00 - 5.00
5DN-00115	50232	Bi-212	1.06	0.13	0.0908	2.15	1.00 - 5.00
5DN-00115	50232	Bi-214	0.832	0.0254	0.0401	1.59	1.00 - 5.00

Table A.2
Analytical Results Summary
Subarea 5D, Round 1

Sample Location	Sample ID	Analyte Name	Activity	MDC	TPU	RTL	Sample Depth (feet bgs)
5DN-00115	50232	Cd-113m	1.67 U	112	32.8	3030	1.00 - 5.00
5DN-00115	50232	Cm-243/244	0.0008 U	0.0176	0.0034	0.0443	1.00 - 5.00
5DN-00115	50232	Co-60	-0.0008 U	0.0163	0.0047	0.028	1.00 - 5.00
5DN-00115	50232	Cs-134	0.0028 U	0.015	0.0052	0.0864	1.00 - 5.00
5DN-00115	50232	Cs-137	-0.0009 U	0.0145	0.0048	0.207	1.00 - 5.00
5DN-00115	50232	Eu-152	-0.0225 U	0.0408	0.0139	0.0566	1.00 - 5.00
5DN-00115	50232	Eu-154	-0.0201 U	0.0853	0.026	0.15	1.00 - 5.00
5DN-00115	50232	Eu-155	0.0873 SJ	0.0598	0.0254	0.231	1.00 - 5.00
5DN-00115	50232	Ho-166m	-0.012 U	0.0223	0.0073	0.0432	1.00 - 5.00
5DN-00115	50232	K-40	18	0.107	1.02	32.4	1.00 - 5.00
5DN-00115	50232	Na-22	-0.0023 U	0.0195	0.0059	0.037	1.00 - 5.00
5DN-00115	50232	Nb-94	0.004 U	0.0136	0.004	0.0214	1.00 - 5.00
5DN-00115	50232	Np-236	-0.0129 U	0.0306	0.0099	0.047	1.00 - 5.00
5DN-00115	50232	Np-239	0.0013 U	0.11	0.0321	0.139	1.00 - 5.00
5DN-00115	50232	Pa-231	-0.538 UJ	0.644	0.239	0.936	1.00 - 5.00
5DN-00115	50232	Pb-212	1.73	0.0338	0.104	2.69	1.00 - 5.00
5DN-00115	50232	Pb-214	0.89	0.0282	0.044	1.7	1.00 - 5.00
5DN-00115	50232	Pu-238	-0.0052 U	0.0218	0.0039	0.0415	1.00 - 5.00
5DN-00115	50232	Pu-239/240	-0.0021 U	0.024	0.0048	0.0404	1.00 - 5.00
5DN-00115	50232	Pu-244	0.0007 U	0.0153	0.003	0.0313	1.00 - 5.00
5DN-00115	50232	Sb-125	0.0071 U	0.0417	0.0124	0.354	1.00 - 5.00
5DN-00115	50232	Sn-126	-0.0063 U	0.0145	0.0046	0.0237	1.00 - 5.00
5DN-00115	50232	Sr-90	0.0234 U	0.245	0.0667	0.485	1.00 - 5.00
5DN-00115	50232	Th-228	1.78 L	0.103	0.163	3.98	1.00 - 5.00
5DN-00115	50232	Th-229	0.007 UL	0.0912	0.0231	0.145	1.00 - 5.00
5DN-00115	50232	Th-230	1.05 L	0.0511	0.106	2.2	1.00 - 5.00
5DN-00115	50232	Th-232	1.28 L	0.0509	0.12	3.1	1.00 - 5.00
5DN-00115	50232	Th-234	1.72	0.237	0.157	3.19	1.00 - 5.00
5DN-00115	50232	Tl-208	0.535	0.0166	0.0301	0.937	1.00 - 5.00
5DN-00115	50232	Tm-171	-0.651 U	11.1	3.74	72.4	1.00 - 5.00
5DN-00115	50232	U-233/234	0.854	0.0774	0.095	2.02	1.00 - 5.00
5DN-00115	50232	U-235/236	0.0528	0.0699	0.0253	0.151	1.00 - 5.00
5DN-00115	50232	U-238	0.854	0.073	0.0948	1.8	1.00 - 5.00
5DN-00116	50233	Ac-227	-0.0345 U	0.166	0.0492	0.217	1.00 - 3.00

Table A.2
Analytical Results Summary
Subarea 5D, Round 1

Sample Location	Sample ID	Analyte Name	Activity	MDC	TPU	RTL	Sample Depth (feet bgs)
5DN-00116	50233	Am-241	0.0006 U	0.0127	0.0025	0.0454	1.00 - 3.00
5DN-00116	50233	Bi-212	1.26	0.125	0.09	2.15	1.00 - 3.00
5DN-00116	50233	Bi-214	0.88	0.0249	0.0416	1.59	1.00 - 3.00
5DN-00116	50233	Cd-113m	-26.7 U	109	32.6	3030	1.00 - 3.00
5DN-00116	50233	Cm-243/244	0.0038 U	0.0184	0.0048	0.0443	1.00 - 3.00
5DN-00116	50233	Co-60	0.0043 U	0.0159	0.0047	0.028	1.00 - 3.00
5DN-00116	50233	Cs-134	0.0007 U	0.0144	0.005	0.0864	1.00 - 3.00
5DN-00116	50233	Cs-137	-0.0102 U	0.0145	0.0052	0.207	1.00 - 3.00
5DN-00116	50233	Eu-152	-0.0165 U	0.0399	0.0126	0.0566	1.00 - 3.00
5DN-00116	50233	Eu-154	-0.0537 UJ	0.0805	0.0278	0.15	1.00 - 3.00
5DN-00116	50233	Eu-155	0.0639 JS	0.0614	0.0263	0.231	1.00 - 3.00
5DN-00116	50233	Ho-166m	-0.0001 U	0.0218	0.0066	0.0432	1.00 - 3.00
5DN-00116	50233	K-40	17.8	0.102	1	32.4	1.00 - 3.00
5DN-00116	50233	Na-22	0.0017 U	0.0186	0.0055	0.037	1.00 - 3.00
5DN-00116	50233	Nb-94	0.0071 JS	0.0136	0.0044	0.0214	1.00 - 3.00
5DN-00116	50233	Np-236	0.0009 U	0.0317	0.0096	0.047	1.00 - 3.00
5DN-00116	50233	Np-239	-0.0268 U	0.11	0.0351	0.139	1.00 - 3.00
5DN-00116	50233	Pa-231	0.0985 U	0.659	0.193	0.936	1.00 - 3.00
5DN-00116	50233	Pb-212	1.86	0.0336	0.109	2.69	1.00 - 3.00
5DN-00116	50233	Pb-214	0.966	0.0285	0.0457	1.7	1.00 - 3.00
5DN-00116	50233	Pu-238	-0.0013 U	0.0461	0.0105	0.0415	1.00 - 3.00
5DN-00116	50233	Pu-239/240	0.0011 U	0.025	0.0049	0.0404	1.00 - 3.00
5DN-00116	50233	Pu-244	0	0.0107	0.0039	0.0313	1.00 - 3.00
5DN-00116	50233	Sb-125	-0.0042 U	0.0404	0.0121	0.354	1.00 - 3.00
5DN-00116	50233	Sn-126	-0.0023 U	0.0141	0.0044	0.0237	1.00 - 3.00
5DN-00116	50233	Sr-90	-0.0357 U	0.155	0.0378	0.485	1.00 - 3.00
5DN-00116	50233	Th-228	1.84 L	0.0547	0.158	3.98	1.00 - 3.00
5DN-00116	50233	Th-229	0.0244 L	0.0567	0.0173	0.145	1.00 - 3.00
5DN-00116	50233	Th-230	1.02 L	0.0565	0.0989	2.2	1.00 - 3.00
5DN-00116	50233	Th-232	1.54 L	0.0164	0.131	3.1	1.00 - 3.00
5DN-00116	50233	Th-234	1.53	0.245	0.149	3.19	1.00 - 3.00
5DN-00116	50233	Tl-208	0.574	0.0162	0.0313	0.937	1.00 - 3.00
5DN-00116	50233	Tm-171	-4.02 U	12.6	4.32	72.4	1.00 - 3.00
5DN-00116	50233	U-233/234	0.864	0.0482	0.0934	2.02	1.00 - 3.00

Table A.2
Analytical Results Summary
Subarea 5D, Round 1

Sample Location	Sample ID	Analyte Name	Activity	MDC	TPU	RTL	Sample Depth (feet bgs)
5DN-00116	50233	U-235/236	0.0413	0.0419	0.0183	0.151	1.00 - 3.00
5DN-00116	50233	U-238	1.06	0.0339	0.108	1.8	1.00 - 3.00
5DN-00117	50234	Ac-227	-0.102 U	0.168	0.0559	0.217	0.00 - 0.50
5DN-00117	50234	Am-241	0.0111	0.0166	0.0062	0.0454	0.00 - 0.50
5DN-00117	50234	Bi-212	1.05	0.14	0.0902	2.15	0.00 - 0.50
5DN-00117	50234	Bi-214	0.909	0.026	0.0428	1.59	0.00 - 0.50
5DN-00117	50234	Cd-113m	9.75 U	115	33.8	3030	0.00 - 0.50
5DN-00117	50234	Cm-243/244	0.0007 U	0.017	0.0033	0.0443	0.00 - 0.50
5DN-00117	50234	Co-60	-0.003 U	0.0168	0.0049	0.028	0.00 - 0.50
5DN-00117	50234	Cs-134	-0.001 U	0.0157	0.0055	0.0864	0.00 - 0.50
5DN-00117	50234	Cs-137	0.0284	0.0151	0.0063	0.207	0.00 - 0.50
5DN-00117	50234	Eu-152	-0.0099 U	0.0417	0.0137	0.0566	0.00 - 0.50
5DN-00117	50234	Eu-154	-0.0432 U	0.0898	0.0293	0.15	0.00 - 0.50
5DN-00117	50234	Eu-155	0.108 SJ	0.0599	0.0261	0.231	0.00 - 0.50
5DN-00117	50234	Ho-166m	0.0066 U	0.0233	0.0068	0.0432	0.00 - 0.50
5DN-00117	50234	K-40	21.6	0.12	1.22	32.4	0.00 - 0.50
5DN-00117	50234	Na-22	-0.0026 U	0.0212	0.0064	0.037	0.00 - 0.50
5DN-00117	50234	Nb-94	-0.0006 U	0.0137	0.004	0.0214	0.00 - 0.50
5DN-00117	50234	Np-236	0.0121 U	0.0318	0.0105	0.047	0.00 - 0.50
5DN-00117	50234	Np-239	0.0134 U	0.113	0.0332	0.139	0.00 - 0.50
5DN-00117	50234	Pa-231	0.21 U	0.709	0.239	0.936	0.00 - 0.50
5DN-00117	50234	Pb-212	1.71	0.0347	0.102	2.69	0.00 - 0.50
5DN-00117	50234	Pb-214	1	0.0295	0.0494	1.7	0.00 - 0.50
5DN-00117	50234	Pu-238	0.0492	0.0286	0.0148	0.0415	0.00 - 0.50
5DN-00117	50234	Pu-239/240	0.0154	0.023	0.0085	0.0404	0.00 - 0.50
5DN-00117	50234	Pu-244	0	0.0098	0.0036	0.0313	0.00 - 0.50
5DN-00117	50234	Sb-125	-0.0022 U	0.044	0.0132	0.354	0.00 - 0.50
5DN-00117	50234	Sn-126	-0.0007 U	0.0153	0.0044	0.0237	0.00 - 0.50
5DN-00117	50234	Sr-90	-0.0283 U	0.149	0.0386	0.485	0.00 - 0.50
5DN-00117	50234	Th-228	1.63 J	0.131	0.164	3.98	0.00 - 0.50
5DN-00117	50234	Th-229	-0.0159 U	0.0955	0.0195	0.145	0.00 - 0.50
5DN-00117	50234	Th-230	0.809	0.0854	0.0959	2.2	0.00 - 0.50
5DN-00117	50234	Th-232	1.34	0.0214	0.131	3.1	0.00 - 0.50
5DN-00117	50234	Th-234	1.42	0.238	0.132	3.19	0.00 - 0.50

Table A.2
Analytical Results Summary
Subarea 5D, Round 1

Sample Location	Sample ID	Analyte Name	Activity	MDC	TPU	RTL	Sample Depth (feet bgs)
5DN-00117	50234	Tl-208	0.506	0.0179	0.0289	0.937	0.00 - 0.50
5DN-00117	50234	Tm-171	-1.37 U	11.6	3.93	72.4	0.00 - 0.50
5DN-00117	50234	U-233/234	0.911	0.0323	0.0894	2.02	0.00 - 0.50
5DN-00117	50234	U-235/236	0.0521	0.0323	0.0176	0.151	0.00 - 0.50
5DN-00117	50234	U-238	0.915	0.0261	0.0896	1.8	0.00 - 0.50
5DN-00117	50235	Ac-227	-0.152 UJ	0.213	0.0742	0.217	1.00 - 5.00
5DN-00117	50235	Am-241	0.0052 U	0.0368	0.0093	0.0454	1.00 - 5.00
5DN-00117	50235	Bi-212	1.14	0.171	0.101	2.15	1.00 - 5.00
5DN-00117	50235	Bi-214	0.958	0.0323	0.0514	1.59	1.00 - 5.00
5DN-00117	50235	Cd-113m	-27.7 U	146	44.1	3030	1.00 - 5.00
5DN-00117	50235	Cm-243/244	-0.0166 U	0.0475	0.0084	0.0443	1.00 - 5.00
5DN-00117	50235	Co-60	0.0069 U	0.0216	0.0062	0.028	1.00 - 5.00
5DN-00117	50235	Cs-134	0.0079 U	0.0195	0.0067	0.0864	1.00 - 5.00
5DN-00117	50235	Cs-137	-0.0034 U	0.0207	0.0063	0.207	1.00 - 5.00
5DN-00117	50235	Eu-152	-0.0499 UJ	0.053	0.021	0.0566	1.00 - 5.00
5DN-00117	50235	Eu-154	-0.0614 U	0.115	0.0378	0.15	1.00 - 5.00
5DN-00117	50235	Eu-155	0.0506 J	0.0796	0.0295	0.231	1.00 - 5.00
5DN-00117	50235	Ho-166m	-0.0072 U	0.029	0.009	0.0432	1.00 - 5.00
5DN-00117	50235	K-40	19.7	0.143	1.25	32.4	1.00 - 5.00
5DN-00117	50235	Na-22	0.0035 U	0.0271	0.0094	0.037	1.00 - 5.00
5DN-00117	50235	Nb-94	0.0065 U	0.0177	0.0054	0.0214	1.00 - 5.00
5DN-00117	50235	Np-236	-0.009 U	0.0407	0.0127	0.047	1.00 - 5.00
5DN-00117	50235	Np-239	-0.0264 U	0.146	0.0437	0.139	1.00 - 5.00
5DN-00117	50235	Pa-231	0.181 U	0.896	0.269	0.936	1.00 - 5.00
5DN-00117	50235	Pb-212	1.78	0.0426	0.109	2.69	1.00 - 5.00
5DN-00117	50235	Pb-214	1.13	0.0383	0.0546	1.7	1.00 - 5.00
5DN-00117	50235	Pu-238	0.0031 U	0.0158	0.004	0.0415	1.00 - 5.00
5DN-00117	50235	Pu-239/240	0.006	0.0054	0.0035	0.0404	1.00 - 5.00
5DN-00117	50235	Pu-244	0.008	0.0054	0.004	0.0313	1.00 - 5.00
5DN-00117	50235	Sb-125	0.0004 U	0.0555	0.016	0.354	1.00 - 5.00
5DN-00117	50235	Sn-126	0.0076 U	0.0195	0.0059	0.0237	1.00 - 5.00
5DN-00117	50235	Sr-90	0.545	0.189	0.1	0.485	1.00 - 5.00
5DN-00117	50235	Th-228	1.4	0.116	0.137	3.98	1.00 - 5.00
5DN-00117	50235	Th-229	-0.0069 U	0.0639	0.0119	0.145	1.00 - 5.00

Table A.2
Analytical Results Summary
Subarea 5D, Round 1

Sample Location	Sample ID	Analyte Name	Activity	MDC	TPU	RTL	Sample Depth (feet bgs)
5DN-00117	50235	Th-230	0.954	0.0638	0.0987	2.2	1.00 - 5.00
5DN-00117	50235	Th-232	1.2	0.0504	0.115	3.1	1.00 - 5.00
5DN-00117	50235	Th-234	1.99 J	0.419	0.51	3.19	1.00 - 5.00
5DN-00117	50235	Tl-208	0.534	0.0218	0.0315	0.937	1.00 - 5.00
5DN-00117	50235	Tm-171	10.4 J	20.2	6.45	72.4	1.00 - 5.00
5DN-00117	50235	U-233/234	0.624	0.0222	0.0862	2.02	1.00 - 5.00
5DN-00117	50235	U-235/236	0.0404	0.0274	0.0205	0.151	1.00 - 5.00
5DN-00117	50235	U-238	0.738	0.0521	0.0969	1.8	1.00 - 5.00
5DN-00118	50236	Ac-227	-0.162 UJ	0.215	0.076	0.217	0.00 - 0.50
5DN-00118	50236	Am-241	0.0031 U	0.0158	0.004	0.0454	0.00 - 0.50
5DN-00118	50236	Bi-212	1.06 J	0.188	0.107	2.15	0.00 - 0.50
5DN-00118	50236	Bi-214	0.978	0.0355	0.0484	1.59	0.00 - 0.50
5DN-00118	50236	Cd-113m	-10 U	148	45.4	3030	0.00 - 0.50
5DN-00118	50236	Cm-243/244	0.0038 U	0.0185	0.0048	0.0443	0.00 - 0.50
5DN-00118	50236	Co-60	0.0016 U	0.0238	0.0069	0.028	0.00 - 0.50
5DN-00118	50236	Cs-134	-0.0006 U	0.0204	0.0069	0.0864	0.00 - 0.50
5DN-00118	50236	Cs-137	0.0148	0.0237	0.009	0.207	0.00 - 0.50
5DN-00118	50236	Eu-152	0.0083 U	0.0551	0.0187	0.0566	0.00 - 0.50
5DN-00118	50236	Eu-154	-0.0613 U	0.125	0.04	0.15	0.00 - 0.50
5DN-00118	50236	Eu-155	0.0377 U	0.083	0.031	0.231	0.00 - 0.50
5DN-00118	50236	Ho-166m	-0.0103 U	0.0302	0.0094	0.0432	0.00 - 0.50
5DN-00118	50236	K-40	21.4	0.167	1.29	32.4	0.00 - 0.50
5DN-00118	50236	Na-22	-0.0049 U	0.0314	0.0094	0.037	0.00 - 0.50
5DN-00118	50236	Nb-94	-0.0017 U	0.0179	0.0053	0.0214	0.00 - 0.50
5DN-00118	50236	Np-236	-0.0065 U	0.0409	0.0126	0.047	0.00 - 0.50
5DN-00118	50236	Np-239	-0.0242 U	0.143	0.0427	0.139	0.00 - 0.50
5DN-00118	50236	Pa-231	-0.0005 U	0.927	0.284	0.936	0.00 - 0.50
5DN-00118	50236	Pb-212	1.66	0.045	0.112	2.69	0.00 - 0.50
5DN-00118	50236	Pb-214	1.11	0.0382	0.0594	1.7	0.00 - 0.50
5DN-00118	50236	Pu-238	-0.0042 U	0.0283	0.0056	0.0415	0.00 - 0.50
5DN-00118	50236	Pu-239/240	0.0188	0.0165	0.0076	0.0404	0.00 - 0.50
5DN-00118	50236	Pu-244	0.0085	0.0165	0.0055	0.0313	0.00 - 0.50
5DN-00118	50236	Sb-125	0.0076 U	0.0596	0.018	0.354	0.00 - 0.50
5DN-00118	50236	Sn-126	0.0028 U	0.0208	0.0061	0.0237	0.00 - 0.50

Table A.2
Analytical Results Summary
Subarea 5D, Round 1

Sample Location	Sample ID	Analyte Name	Activity	MDC	TPU	RTL	Sample Depth (feet bgs)
5DN-00118	50236	Sr-90	0.0233 U	0.136	0.0383	0.485	0.00 - 0.50
5DN-00118	50236	Th-228	1.34	0.0689	0.138	3.98	0.00 - 0.50
5DN-00118	50236	Th-229	0.0149 U	0.0694	0.0183	0.145	0.00 - 0.50
5DN-00118	50236	Th-230	0.834	0.0202	0.0933	2.2	0.00 - 0.50
5DN-00118	50236	Th-232	1.05	0.0201	0.109	3.1	0.00 - 0.50
5DN-00118	50236	Th-234	1.25 J	0.41	0.336	3.19	0.00 - 0.50
5DN-00118	50236	Tl-208	0.556	0.0234	0.0335	0.937	0.00 - 0.50
5DN-00118	50236	Tm-171	-10.6 U	20.5	6.67	72.4	0.00 - 0.50
5DN-00118	50236	U-233/234	0.73	0.0442	0.0904	2.02	0.00 - 0.50
5DN-00118	50236	U-235/236	0.0514	0.0232	0.0213	0.151	0.00 - 0.50
5DN-00118	50236	U-238	0.845	0.0628	0.101	1.8	0.00 - 0.50
5DN-00118	50237	Ac-227	-0.114 UJ	0.164	0.0557	0.217	1.00 - 5.00
5DN-00118	50237	Am-241	0.0208	0.0353	0.0119	0.0454	1.00 - 5.00
5DN-00118	50237	Bi-212	0.972	0.128	0.0792	2.15	1.00 - 5.00
5DN-00118	50237	Bi-214	0.869	0.0257	0.0411	1.59	1.00 - 5.00
5DN-00118	50237	Cd-113m	9.55 U	113	32.7	3030	1.00 - 5.00
5DN-00118	50237	Cm-243/244	0.0147 U	0.0438	0.0126	0.0443	1.00 - 5.00
5DN-00118	50237	Co-60	0.005 U	0.0155	0.0046	0.028	1.00 - 5.00
5DN-00118	50237	Cs-134	-0.0035 U	0.0146	0.0052	0.0864	1.00 - 5.00
5DN-00118	50237	Cs-137	-0.0057 U	0.0147	0.0048	0.207	1.00 - 5.00
5DN-00118	50237	Eu-152	-0.0035 U	0.0413	0.0131	0.0566	1.00 - 5.00
5DN-00118	50237	Eu-154	-0.0887 UJ	0.0842	0.0339	0.15	1.00 - 5.00
5DN-00118	50237	Eu-155	0.0973 J	0.0617	0.0236	0.231	1.00 - 5.00
5DN-00118	50237	Ho-166m	-0.0183 UJ	0.0222	0.0083	0.0432	1.00 - 5.00
5DN-00118	50237	K-40	18.8	0.107	1.06	32.4	1.00 - 5.00
5DN-00118	50237	Na-22	-0.0056 U	0.0197	0.0061	0.037	1.00 - 5.00
5DN-00118	50237	Nb-94	0.0026 U	0.014	0.0042	0.0214	1.00 - 5.00
5DN-00118	50237	Np-236	-0.0194 U	0.0308	0.0105	0.047	1.00 - 5.00
5DN-00118	50237	Np-239	-0.0136 U	0.11	0.0345	0.139	1.00 - 5.00
5DN-00118	50237	Pa-231	-0.225 U	0.675	0.206	0.936	1.00 - 5.00
5DN-00118	50237	Pb-212	1.63	0.0334	0.0957	2.69	1.00 - 5.00
5DN-00118	50237	Pb-214	0.93	0.0294	0.0445	1.7	1.00 - 5.00
5DN-00118	50237	Pu-238	0.0021	0.0057	0.0021	0.0415	1.00 - 5.00
5DN-00118	50237	Pu-239/240	-0.0009 U	0.0166	0.003	0.0404	1.00 - 5.00

Table A.2
Analytical Results Summary
Subarea 5D, Round 1

Sample Location	Sample ID	Analyte Name	Activity	MDC	TPU	RTL	Sample Depth (feet bgs)
5DN-00118	50237	Pu-244	0.0102	0.019	0.0062	0.0313	1.00 - 5.00
5DN-00118	50237	Sb-125	-0.0029 U	0.0421	0.0125	0.354	1.00 - 5.00
5DN-00118	50237	Sn-126	0.0001 U	0.0149	0.0045	0.0237	1.00 - 5.00
5DN-00118	50237	Sr-90	0.198 U	0.333	0.105	0.485	1.00 - 5.00
5DN-00118	50237	Th-228	1.4	0.0761	0.136	3.98	1.00 - 5.00
5DN-00118	50237	Th-229	0.0069 U	0.0825	0.0206	0.145	1.00 - 5.00
5DN-00118	50237	Th-230	0.925	0.0636	0.0972	2.2	1.00 - 5.00
5DN-00118	50237	Th-232	1.14	0.0185	0.111	3.1	1.00 - 5.00
5DN-00118	50237	Th-234	1.6	0.247	0.153	3.19	1.00 - 5.00
5DN-00118	50237	Tl-208	0.503	0.0156	0.0279	0.937	1.00 - 5.00
5DN-00118	50237	Tm-171	3.59 U	12.6	4.24	72.4	1.00 - 5.00
5DN-00118	50237	U-233/234	0.736	0.0557	0.0875	2.02	1.00 - 5.00
5DN-00118	50237	U-235/236	0.0608	0.0206	0.022	0.151	1.00 - 5.00
5DN-00118	50237	U-238	0.949	0.0392	0.104	1.8	1.00 - 5.00
5DN-00119	50238	Ac-227	-0.0579 U	0.174	0.0557	0.217	0.00 - 0.50
5DN-00119	50238	Am-241	0.009 U	0.0289	0.0082	0.0454	0.00 - 0.50
5DN-00119	50238	Bi-212	0.944	0.145	0.0888	2.15	0.00 - 0.50
5DN-00119	50238	Bi-214	0.799	0.0283	0.0391	1.59	0.00 - 0.50
5DN-00119	50238	Cd-113m	9.7 U	119	36.5	3030	0.00 - 0.50
5DN-00119	50238	Cm-243/244	-0.004 U	0.0372	0.0084	0.0443	0.00 - 0.50
5DN-00119	50238	Co-60	-0.0103 U	0.0174	0.006	0.028	0.00 - 0.50
5DN-00119	50238	Cs-134	0.0016 U	0.0174	0.0059	0.0864	0.00 - 0.50
5DN-00119	50238	Cs-137	0.0395	0.0152	0.0072	0.207	0.00 - 0.50
5DN-00119	50238	Eu-152	-0.0319 UJ	0.043	0.0149	0.0566	0.00 - 0.50
5DN-00119	50238	Eu-154	0.0057 U	0.0933	0.0313	0.15	0.00 - 0.50
5DN-00119	50238	Eu-155	0.037 SJ	0.0667	0.0211	0.231	0.00 - 0.50
5DN-00119	50238	Ho-166m	0 U	0.0243	0.0074	0.0432	0.00 - 0.50
5DN-00119	50238	K-40	21.4	0.123	1.22	32.4	0.00 - 0.50
5DN-00119	50238	Na-22	0.0033 U	0.0239	0.0071	0.037	0.00 - 0.50
5DN-00119	50238	Nb-94	0.0062 U	0.0151	0.0047	0.0214	0.00 - 0.50
5DN-00119	50238	Np-236	-0.0052 U	0.0325	0.0096	0.047	0.00 - 0.50
5DN-00119	50238	Np-239	0.0428 U	0.116	0.0363	0.139	0.00 - 0.50
5DN-00119	50238	Pa-231	0.253 U	0.727	0.228	0.936	0.00 - 0.50
5DN-00119	50238	Pb-212	1.65	0.0364	0.0987	2.69	0.00 - 0.50

Table A.2
Analytical Results Summary
Subarea 5D, Round 1

Sample Location	Sample ID	Analyte Name	Activity	MDC	TPU	RTL	Sample Depth (feet bgs)
5DN-00119	50238	Pb-214	0.92	0.0304	0.045	1.7	0.00 - 0.50
5DN-00119	50238	Pu-238	0.0095	0.0231	0.007	0.0415	0.00 - 0.50
5DN-00119	50238	Pu-239/240	0.0029 U	0.0146	0.0036	0.0404	0.00 - 0.50
5DN-00119	50238	Pu-244	-0.001 U	0.0181	0.0033	0.0313	0.00 - 0.50
5DN-00119	50238	Sb-125	0.0272 SJ	0.0475	0.0149	0.354	0.00 - 0.50
5DN-00119	50238	Sn-126	0.0002 U	0.016	0.0048	0.0237	0.00 - 0.50
5DN-00119	50238	Sr-90	0.0342 U	0.163	0.0471	0.485	0.00 - 0.50
5DN-00119	50238	Th-228	1.21	0.129	0.135	3.98	0.00 - 0.50
5DN-00119	50238	Th-229	0.0864	0.0729	0.0309	0.145	0.00 - 0.50
5DN-00119	50238	Th-230	0.877	0.0577	0.0991	2.2	0.00 - 0.50
5DN-00119	50238	Th-232	1.12	0.0575	0.116	3.1	0.00 - 0.50
5DN-00119	50238	Th-234	1.4 J	0.263	0.141	3.19	0.00 - 0.50
5DN-00119	50238	Tl-208	0.505	0.0199	0.0288	0.937	0.00 - 0.50
5DN-00119	50238	Tm-171	-2.59 U	14.5	5.06	72.4	0.00 - 0.50
5DN-00119	50238	U-233/234	0.882	0.0504	0.0963	2.02	0.00 - 0.50
5DN-00119	50238	U-235/236	0.0157	0.0438	0.013	0.151	0.00 - 0.50
5DN-00119	50238	U-238	0.792	0.0354	0.0887	1.8	0.00 - 0.50
5DN-00119	50239	Ac-227	0.038 U	0.229	0.0678	0.217	1.00 - 5.00
5DN-00119	50239	Am-241	0.0059 U	0.0365	0.0092	0.0454	1.00 - 5.00
5DN-00119	50239	Bi-212	1.11 J	0.192	0.141	2.15	1.00 - 5.00
5DN-00119	50239	Bi-214	1.04	0.035	0.0515	1.59	1.00 - 5.00
5DN-00119	50239	Cd-113m	-21.5 U	151	44.9	3030	1.00 - 5.00
5DN-00119	50239	Cm-243/244	0.0244	0.0397	0.0133	0.0443	1.00 - 5.00
5DN-00119	50239	Co-60	-0.006 U	0.0237	0.0072	0.028	1.00 - 5.00
5DN-00119	50239	Cs-134	-0.0037 U	0.02	0.0069	0.0864	1.00 - 5.00
5DN-00119	50239	Cs-137	-0.0064 U	0.0218	0.0067	0.207	1.00 - 5.00
5DN-00119	50239	Eu-152	-0.0152 U	0.0577	0.0185	0.0566	1.00 - 5.00
5DN-00119	50239	Eu-154	0.016 U	0.131	0.0374	0.15	1.00 - 5.00
5DN-00119	50239	Eu-155	0.109 J	0.0864	0.0353	0.231	1.00 - 5.00
5DN-00119	50239	Ho-166m	0.0021 U	0.0325	0.0095	0.0432	1.00 - 5.00
5DN-00119	50239	K-40	21.4	0.169	1.3	32.4	1.00 - 5.00
5DN-00119	50239	Na-22	0.0126 U	0.0313	0.0094	0.037	1.00 - 5.00
5DN-00119	50239	Nb-94	0.0068 U	0.0196	0.0059	0.0214	1.00 - 5.00
5DN-00119	50239	Np-236	-0.0158 U	0.0425	0.0136	0.047	1.00 - 5.00

Table A.2
Analytical Results Summary
Subarea 5D, Round 1

Sample Location	Sample ID	Analyte Name	Activity	MDC	TPU	RTL	Sample Depth (feet bgs)
5DN-00119	50239	Np-239	-0.0637 U	0.15	0.0472	0.139	1.00 - 5.00
5DN-00119	50239	Pa-231	-0.498 U	0.948	0.311	0.936	1.00 - 5.00
5DN-00119	50239	Pb-212	1.79	0.0458	0.121	2.69	1.00 - 5.00
5DN-00119	50239	Pb-214	1.12	0.0412	0.0595	1.7	1.00 - 5.00
5DN-00119	50239	Pu-238	-0.0017 U	0.0193	0.0039	0.0415	1.00 - 5.00
5DN-00119	50239	Pu-239/240	-0.0008 U	0.0151	0.0027	0.0404	1.00 - 5.00
5DN-00119	50239	Pu-244	0.0058	0.0052	0.0033	0.0313	1.00 - 5.00
5DN-00119	50239	Sb-125	0.016 U	0.0591	0.018	0.354	1.00 - 5.00
5DN-00119	50239	Sn-126	-0.0026 U	0.0213	0.0063	0.0237	1.00 - 5.00
5DN-00119	50239	Sr-90	0.0861 U	0.229	0.0684	0.485	1.00 - 5.00
5DN-00119	50239	Th-228	1.4	0.0713	0.145	3.98	1.00 - 5.00
5DN-00119	50239	Th-229	0.0487	0.0597	0.0231	0.145	1.00 - 5.00
5DN-00119	50239	Th-230	0.785	0.0752	0.0942	2.2	1.00 - 5.00
5DN-00119	50239	Th-232	1.06	0.0219	0.113	3.1	1.00 - 5.00
5DN-00119	50239	Th-234	1.66 J	0.351	0.2	3.19	1.00 - 5.00
5DN-00119	50239	Tl-208	0.588	0.0232	0.0358	0.937	1.00 - 5.00
5DN-00119	50239	Tm-171	-10.1 U	20.9	7.44	72.4	1.00 - 5.00
5DN-00119	50239	U-233/234	0.751	0.0484	0.0884	2.02	1.00 - 5.00
5DN-00119	50239	U-235/236	0.091	0.0206	0.0271	0.151	1.00 - 5.00
5DN-00119	50239	U-238	0.744	0.0391	0.0876	1.8	1.00 - 5.00
5DN-00120	50240	Ac-227	-0.0758 U	0.222	0.0691	0.217	0.00 - 0.50
5DN-00120	50240	Am-241	0.0003 U	0.0284	0.0064	0.0454	0.00 - 0.50
5DN-00120	50240	Bi-212	1.01 J	0.278	0.261	2.15	0.00 - 0.50
5DN-00120	50240	Bi-214	0.943	0.0354	0.0468	1.59	0.00 - 0.50
5DN-00120	50240	Cd-113m	-82 U	148	49.1	3030	0.00 - 0.50
5DN-00120	50240	Cm-243/244	0.0086 U	0.0359	0.0099	0.0443	0.00 - 0.50
5DN-00120	50240	Co-60	-0.0113 U	0.0209	0.0068	0.028	0.00 - 0.50
5DN-00120	50240	Cs-134	-0.0071 U	0.0208	0.0075	0.0864	0.00 - 0.50
5DN-00120	50240	Cs-137	0.0551	0.0196	0.0077	0.207	0.00 - 0.50
5DN-00120	50240	Eu-152	0.0332 J	0.0589	0.0212	0.0566	0.00 - 0.50
5DN-00120	50240	Eu-154	0.0463 U	0.129	0.0387	0.15	0.00 - 0.50
5DN-00120	50240	Eu-155	0.0801 SJ	0.0862	0.0319	0.231	0.00 - 0.50
5DN-00120	50240	Ho-166m	-0.0096 U	0.0298	0.0094	0.0432	0.00 - 0.50
5DN-00120	50240	K-40	23.3	0.163	1.47	32.4	0.00 - 0.50

Table A.2
Analytical Results Summary
Subarea 5D, Round 1

Sample Location	Sample ID	Analyte Name	Activity	MDC	TPU	RTL	Sample Depth (feet bgs)
5DN-00120	50240	Na-22	-0.0041 U	0.0293	0.0089	0.037	0.00 - 0.50
5DN-00120	50240	Nb-94	-0.0018 U	0.0174	0.0052	0.0214	0.00 - 0.50
5DN-00120	50240	Np-236	-0.0144 U	0.042	0.0134	0.047	0.00 - 0.50
5DN-00120	50240	Np-239	0.0359 U	0.149	0.0445	0.139	0.00 - 0.50
5DN-00120	50240	Pa-231	0.292 U	0.911	0.286	0.936	0.00 - 0.50
5DN-00120	50240	Pb-212	1.79	0.0478	0.11	2.69	0.00 - 0.50
5DN-00120	50240	Pb-214	1.09	0.0386	0.0527	1.7	0.00 - 0.50
5DN-00120	50240	Pu-238	0.0035 U	0.0175	0.0045	0.0415	0.00 - 0.50
5DN-00120	50240	Pu-239/240	0.0079	0.0174	0.0055	0.0404	0.00 - 0.50
5DN-00120	50240	Pu-244	-0.001 U	0.0174	0.0032	0.0313	0.00 - 0.50
5DN-00120	50240	Sb-125	0.0252 U	0.0603	0.0181	0.354	0.00 - 0.50
5DN-00120	50240	Sn-126	-0.0054 U	0.0199	0.0062	0.0237	0.00 - 0.50
5DN-00120	50240	Sr-90	0.0819	0.134	0.0426	0.485	0.00 - 0.50
5DN-00120	50240	Th-228	1.5 J	0.0725	0.152	3.98	0.00 - 0.50
5DN-00120	50240	Th-229	0.0157 U	0.0578	0.0157	0.145	0.00 - 0.50
5DN-00120	50240	Th-230	0.987	0.0577	0.107	2.2	0.00 - 0.50
5DN-00120	50240	Th-232	1.02	0.0212	0.108	3.1	0.00 - 0.50
5DN-00120	50240	Th-234	1.66 J	0.338	0.19	3.19	0.00 - 0.50
5DN-00120	50240	Tl-208	0.549	0.023	0.0327	0.937	0.00 - 0.50
5DN-00120	50240	Tm-171	-8.73 U	20.9	7.35	72.4	0.00 - 0.50
5DN-00120	50240	U-233/234	0.693	0.0171	0.084	2.02	0.00 - 0.50
5DN-00120	50240	U-235/236	0.0156	0.0212	0.0111	0.151	0.00 - 0.50
5DN-00120	50240	U-238	0.859	0.0171	0.0976	1.8	0.00 - 0.50
5DN-00120	50241	Ac-227	-0.0435 U	0.204	0.0612	0.217	1.00 - 5.00
5DN-00120	50241	Am-241	0.0052 U	0.0282	0.0076	0.0454	1.00 - 5.00
5DN-00120	50241	Bi-212	1.21	0.172	0.121	2.15	1.00 - 5.00
5DN-00120	50241	Bi-214	1.13	0.0341	0.0534	1.59	1.00 - 5.00
5DN-00120	50241	Cd-113m	-36.3 U	137	42.9	3030	1.00 - 5.00
5DN-00120	50241	Cm-243/244	0.0134	0.0228	0.0075	0.0443	1.00 - 5.00
5DN-00120	50241	Co-60	0.0052 U	0.0226	0.0066	0.028	1.00 - 5.00
5DN-00120	50241	Cs-134	0.0045 U	0.0189	0.0063	0.0864	1.00 - 5.00
5DN-00120	50241	Cs-137	-0.0238 UJ	0.0192	0.0083	0.207	1.00 - 5.00
5DN-00120	50241	Eu-152	-0.0125 U	0.0529	0.0162	0.0566	1.00 - 5.00
5DN-00120	50241	Eu-154	-0.0187 U	0.114	0.0333	0.15	1.00 - 5.00

Table A.2
Analytical Results Summary
Subarea 5D, Round 1

Sample Location	Sample ID	Analyte Name	Activity	MDC	TPU	RTL	Sample Depth (feet bgs)
5DN-00120	50241	Eu-155	0.0707 JS	0.0758	0.0279	0.231	1.00 - 5.00
5DN-00120	50241	Ho-166m	-0.0033 U	0.0304	0.009	0.0432	1.00 - 5.00
5DN-00120	50241	K-40	20.3	0.152	1.11	32.4	1.00 - 5.00
5DN-00120	50241	Na-22	-0.01 U	0.0256	0.0081	0.037	1.00 - 5.00
5DN-00120	50241	Nb-94	0.0021 U	0.0175	0.0051	0.0214	1.00 - 5.00
5DN-00120	50241	Np-236	0.002 U	0.0372	0.0113	0.047	1.00 - 5.00
5DN-00120	50241	Np-239	0.0164 U	0.135	0.0394	0.139	1.00 - 5.00
5DN-00120	50241	Pa-231	-0.371 U	0.826	0.263	0.936	1.00 - 5.00
5DN-00120	50241	Pb-212	1.81	0.0405	0.104	2.69	1.00 - 5.00
5DN-00120	50241	Pb-214	1.17	0.0366	0.0565	1.7	1.00 - 5.00
5DN-00120	50241	Pu-238	0.0036 U	0.0182	0.0046	0.0415	1.00 - 5.00
5DN-00120	50241	Pu-239/240	0.0019 U	0.0208	0.0049	0.0404	1.00 - 5.00
5DN-00120	50241	Pu-244	0.0023	0.0062	0.0023	0.0313	1.00 - 5.00
5DN-00120	50241	Sb-125	-0.0216 U	0.0522	0.0169	0.354	1.00 - 5.00
5DN-00120	50241	Sn-126	0.0022 U	0.0203	0.0059	0.0237	1.00 - 5.00
5DN-00120	50241	Sr-90	1.43	0.187	0.177	0.485	1.00 - 5.00
5DN-00120	50241	Th-228	1.84	0.132	0.171	3.98	1.00 - 5.00
5DN-00120	50241	Th-229	0.0442	0.0543	0.021	0.145	1.00 - 5.00
5DN-00120	50241	Th-230	0.809	0.0683	0.0922	2.2	1.00 - 5.00
5DN-00120	50241	Th-232	1.34	0.0199	0.127	3.1	1.00 - 5.00
5DN-00120	50241	Th-234	1.56	0.293	0.151	3.19	1.00 - 5.00
5DN-00120	50241	Tl-208	0.56	0.0219	0.0332	0.937	1.00 - 5.00
5DN-00120	50241	Tm-171	-5.09 U	14.1	4.87	72.4	1.00 - 5.00
5DN-00120	50241	U-233/234	0.646	0.0436	0.0679	2.02	1.00 - 5.00
5DN-00120	50241	U-235/236	0.0408	0.0418	0.0166	0.151	1.00 - 5.00
5DN-00120	50241	U-238	0.716	0.0338	0.0728	1.8	1.00 - 5.00
5DN-00121	50242	Ac-227	-0.0353 U	0.201	0.0606	0.217	0.00 - 0.50
5DN-00121	50242	Am-241	0.0049 U	0.015	0.0043	0.0454	0.00 - 0.50
5DN-00121	50242	Bi-212	1.03	0.155	0.0923	2.15	0.00 - 0.50
5DN-00121	50242	Bi-214	0.933	0.0298	0.046	1.59	0.00 - 0.50
5DN-00121	50242	Cd-113m	-39.3 U	132	42.2	3030	0.00 - 0.50
5DN-00121	50242	Cm-243/244	0.0064	0.0124	0.0042	0.0443	0.00 - 0.50
5DN-00121	50242	Co-60	-0.0003 U	0.0203	0.0058	0.028	0.00 - 0.50
5DN-00121	50242	Cs-134	0.0046 U	0.0182	0.0062	0.0864	0.00 - 0.50

Table A.2
Analytical Results Summary
Subarea 5D, Round 1

Sample Location	Sample ID	Analyte Name	Activity	MDC	TPU	RTL	Sample Depth (feet bgs)
5DN-00121	50242	Cs-137	0.0479	0.0191	0.0077	0.207	0.00 - 0.50
5DN-00121	50242	Eu-152	0.0085 U	0.0493	0.017	0.0566	0.00 - 0.50
5DN-00121	50242	Eu-154	-0.0522 U	0.104	0.0338	0.15	0.00 - 0.50
5DN-00121	50242	Eu-155	0.0582 JS	0.0738	0.0277	0.231	0.00 - 0.50
5DN-00121	50242	Ho-166m	0.0048 U	0.0278	0.0083	0.0432	0.00 - 0.50
5DN-00121	50242	K-40	21.1	0.151	1.33	32.4	0.00 - 0.50
5DN-00121	50242	Na-22	-0.0091 U	0.0249	0.0079	0.037	0.00 - 0.50
5DN-00121	50242	Nb-94	0.0011 U	0.0158	0.0047	0.0214	0.00 - 0.50
5DN-00121	50242	Np-236	-0.008 U	0.0367	0.0115	0.047	0.00 - 0.50
5DN-00121	50242	Np-239	0.0133 U	0.132	0.039	0.139	0.00 - 0.50
5DN-00121	50242	Pa-231	0.258 U	0.833	0.262	0.936	0.00 - 0.50
5DN-00121	50242	Pb-212	1.58	0.0409	0.0968	2.69	0.00 - 0.50
5DN-00121	50242	Pb-214	1.02	0.0345	0.0498	1.7	0.00 - 0.50
5DN-00121	50242	Pu-238	-0.0004 U	0.0216	0.0045	0.0415	0.00 - 0.50
5DN-00121	50242	Pu-239/240	0.002 U	0.0215	0.0051	0.0404	0.00 - 0.50
5DN-00121	50242	Pu-244	0.0048	0.0065	0.0034	0.0313	0.00 - 0.50
5DN-00121	50242	Sb-125	0.007 U	0.0496	0.0144	0.354	0.00 - 0.50
5DN-00121	50242	Sn-126	-0.006 U	0.017	0.0054	0.0237	0.00 - 0.50
5DN-00121	50242	Sr-90	-0.0081 U	0.225	0.0571	0.485	0.00 - 0.50
5DN-00121	50242	Th-228	1.43	0.117	0.138	3.98	0.00 - 0.50
5DN-00121	50242	Th-229	0.0255 U	0.0767	0.0222	0.145	0.00 - 0.50
5DN-00121	50242	Th-230	0.84	0.0172	0.0882	2.2	0.00 - 0.50
5DN-00121	50242	Th-232	1.18	0.0172	0.111	3.1	0.00 - 0.50
5DN-00121	50242	Th-234	1.58 J	0.298	0.176	3.19	0.00 - 0.50
5DN-00121	50242	Tl-208	0.486	0.0203	0.0293	0.937	0.00 - 0.50
5DN-00121	50242	Tm-171	-6.84 U	18.7	6.5	72.4	0.00 - 0.50
5DN-00121	50242	U-233/234	0.628	0.042	0.0743	2.02	0.00 - 0.50
5DN-00121	50242	U-235/236	0.0329	0.0178	0.0149	0.151	0.00 - 0.50
5DN-00121	50242	U-238	0.717	0.042	0.0814	1.8	0.00 - 0.50
5DN-00121	50243	Ac-227	0.0695 U	0.222	0.0663	0.217	1.00 - 5.00
5DN-00121	50243	Am-241	0.0067	0.006	0.0039	0.0454	1.00 - 5.00
5DN-00121	50243	Bi-212	1.16	0.199	0.109	2.15	1.00 - 5.00
5DN-00121	50243	Bi-214	1.12	0.0359	0.054	1.59	1.00 - 5.00
5DN-00121	50243	Cd-113m	52.7 U	149	44.8	3030	1.00 - 5.00

Table A.2
Analytical Results Summary
Subarea 5D, Round 1

Sample Location	Sample ID	Analyte Name	Activity	MDC	TPU	RTL	Sample Depth (feet bgs)
5DN-00121	50243	Cm-243/244	0.0051	0.0144	0.0042	0.0443	1.00 - 5.00
5DN-00121	50243	Co-60	-0.0022 U	0.0241	0.0072	0.028	1.00 - 5.00
5DN-00121	50243	Cs-134	0.0053 U	0.0206	0.0069	0.0864	1.00 - 5.00
5DN-00121	50243	Cs-137	-0.0086 U	0.0205	0.0065	0.207	1.00 - 5.00
5DN-00121	50243	Eu-152	-0.0014 U	0.0556	0.0189	0.0566	1.00 - 5.00
5DN-00121	50243	Eu-154	-0.0747 U	0.119	0.0402	0.15	1.00 - 5.00
5DN-00121	50243	Eu-155	0.0492 JS	0.0809	0.0265	0.231	1.00 - 5.00
5DN-00121	50243	Ho-166m	0.0048 U	0.0322	0.0095	0.0432	1.00 - 5.00
5DN-00121	50243	K-40	20.8	0.176	1.28	32.4	1.00 - 5.00
5DN-00121	50243	Na-22	-0.0168 U	0.0298	0.01	0.037	1.00 - 5.00
5DN-00121	50243	Nb-94	0.0104 JS	0.0196	0.0061	0.0214	1.00 - 5.00
5DN-00121	50243	Np-236	-0.0097 U	0.0399	0.0123	0.047	1.00 - 5.00
5DN-00121	50243	Np-239	-0.0367 U	0.144	0.043	0.139	1.00 - 5.00
5DN-00121	50243	Pa-231	-0.0796 U	0.895	0.265	0.936	1.00 - 5.00
5DN-00121	50243	Pb-212	1.8	0.0417	0.108	2.69	1.00 - 5.00
5DN-00121	50243	Pb-214	1.17	0.0387	0.0577	1.7	1.00 - 5.00
5DN-00121	50243	Pu-238	0	0.0058	0.0021	0.0415	1.00 - 5.00
5DN-00121	50243	Pu-239/240	0.007	0.0135	0.0045	0.0404	1.00 - 5.00
5DN-00121	50243	Pu-244	0.0064	0.0058	0.0037	0.0313	1.00 - 5.00
5DN-00121	50243	Sb-125	0.0146 U	0.0596	0.0181	0.354	1.00 - 5.00
5DN-00121	50243	Sn-126	-0.0075 U	0.0201	0.0063	0.0237	1.00 - 5.00
5DN-00121	50243	Sr-90	0.152	0.121	0.0464	0.485	1.00 - 5.00
5DN-00121	50243	Th-228	1.56	0.0776	0.147	3.98	1.00 - 5.00
5DN-00121	50243	Th-229	0.0211 U	0.0757	0.0211	0.145	1.00 - 5.00
5DN-00121	50243	Th-230	1.05	0.0516	0.106	2.2	1.00 - 5.00
5DN-00121	50243	Th-232	1.19	0.0189	0.115	3.1	1.00 - 5.00
5DN-00121	50243	Th-234	1.65 J	0.324	0.187	3.19	1.00 - 5.00
5DN-00121	50243	Tl-208	0.524	0.024	0.0313	0.937	1.00 - 5.00
5DN-00121	50243	Tm-171	-1.75 U	19.3	6.32	72.4	1.00 - 5.00
5DN-00121	50243	U-233/234	0.775	0.0425	0.0827	2.02	1.00 - 5.00
5DN-00121	50243	U-235/236	0.019	0.037	0.0124	0.151	1.00 - 5.00
5DN-00121	50243	U-238	0.861	0.0299	0.089	1.8	1.00 - 5.00
5DN-00122	50244	Ac-227	-0.0093 U	0.217	0.0643	0.217	0.00 - 0.50
5DN-00122	50244	Am-241	0.0027 U	0.0132	0.0033	0.0454	0.00 - 0.50

Table A.2
Analytical Results Summary
Subarea 5D, Round 1

Sample Location	Sample ID	Analyte Name	Activity	MDC	TPU	RTL	Sample Depth (feet bgs)
5DN-00122	50244	Bi-212	1.05	0.171	0.0908	2.15	0.00 - 0.50
5DN-00122	50244	Bi-214	1.07	0.0312	0.0508	1.59	0.00 - 0.50
5DN-00122	50244	Cd-113m	27.2 U	146	49.1	3030	0.00 - 0.50
5DN-00122	50244	Cm-243/244	0.0027 U	0.0135	0.0034	0.0443	0.00 - 0.50
5DN-00122	50244	Co-60	0.0014 U	0.02	0.0058	0.028	0.00 - 0.50
5DN-00122	50244	Cs-134	0.0071 U	0.0184	0.0062	0.0864	0.00 - 0.50
5DN-00122	50244	Cs-137	0.0258	0.0192	0.0078	0.207	0.00 - 0.50
5DN-00122	50244	Eu-152	0.0091 U	0.0535	0.0195	0.0566	0.00 - 0.50
5DN-00122	50244	Eu-154	-0.0957 UJ	0.105	0.0406	0.15	0.00 - 0.50
5DN-00122	50244	Eu-155	0.112 SJ	0.0799	0.0336	0.231	0.00 - 0.50
5DN-00122	50244	Ho-166m	-0.0008 U	0.0291	0.0086	0.0432	0.00 - 0.50
5DN-00122	50244	K-40	21.4	0.146	1.25	32.4	0.00 - 0.50
5DN-00122	50244	Na-22	0.0014 U	0.0249	0.0072	0.037	0.00 - 0.50
5DN-00122	50244	Nb-94	-0.001 U	0.0164	0.0048	0.0214	0.00 - 0.50
5DN-00122	50244	Np-236	-0.0103 U	0.0401	0.0126	0.047	0.00 - 0.50
5DN-00122	50244	Np-239	-0.0054 U	0.143	0.042	0.139	0.00 - 0.50
5DN-00122	50244	Pa-231	-0.183 U	0.879	0.266	0.936	0.00 - 0.50
5DN-00122	50244	Pb-212	1.84	0.0435	0.123	2.69	0.00 - 0.50
5DN-00122	50244	Pb-214	1.24	0.0362	0.0611	1.7	0.00 - 0.50
5DN-00122	50244	Pu-238	0.0099 U	0.0316	0.009	0.0415	0.00 - 0.50
5DN-00122	50244	Pu-239/240	-0.0015 u	0.0274	0.005	0.0404	0.00 - 0.50
5DN-00122	50244	Pu-244	0.0035	0.0094	0.0035	0.0313	0.00 - 0.50
5DN-00122	50244	Sb-125	-0.0286 U	0.053	0.0178	0.354	0.00 - 0.50
5DN-00122	50244	Sn-126	0.0047 U	0.0191	0.0056	0.0237	0.00 - 0.50
5DN-00122	50244	Sr-90	-0.0612 U	0.174	0.0432	0.485	0.00 - 0.50
5DN-00122	50244	Th-228	1.6 J	0.107	0.161	3.98	0.00 - 0.50
5DN-00122	50244	Th-229	0.0158 U	0.112	0.0297	0.145	0.00 - 0.50
5DN-00122	50244	Th-230	0.885	0.0582	0.0999	2.2	0.00 - 0.50
5DN-00122	50244	Th-232	1.17	0.058	0.119	3.1	0.00 - 0.50
5DN-00122	50244	Th-234	1.73 J	0.331	0.203	3.19	0.00 - 0.50
5DN-00122	50244	Tl-208	0.555	0.021	0.0328	0.937	0.00 - 0.50
5DN-00122	50244	Tm-171	-8.92 U	20.6	7.33	72.4	0.00 - 0.50
5DN-00122	50244	U-233/234	0.803	0.0517	0.0823	2.02	0.00 - 0.50
5DN-00122	50244	U-235/236	0.061	0.0466	0.0208	0.151	0.00 - 0.50

Table A.2
Analytical Results Summary
Subarea 5D, Round 1

Sample Location	Sample ID	Analyte Name	Activity	MDC	TPU	RTL	Sample Depth (feet bgs)
5DN-00122	50244	U-238	0.947	0.0545	0.0931	1.8	0.00 - 0.50
5DN-00122	50245	Ac-227	-0.0384 U	0.195	0.0607	0.217	1.00 - 5.00
5DN-00122	50245	Am-241	0.0019 U	0.0203	0.0048	0.0454	1.00 - 5.00
5DN-00122	50245	Bi-212	1.08	0.171	0.0938	2.15	1.00 - 5.00
5DN-00122	50245	Bi-214	0.77	0.0297	0.0395	1.59	1.00 - 5.00
5DN-00122	50245	Cd-113m	2.04 U	133	40.5	3030	1.00 - 5.00
5DN-00122	50245	Cm-243/244	0.0019 U	0.0207	0.0049	0.0443	1.00 - 5.00
5DN-00122	50245	Co-60	-0.0005 U	0.0204	0.0061	0.028	1.00 - 5.00
5DN-00122	50245	Cs-134	0.0004 U	0.0181	0.0062	0.0864	1.00 - 5.00
5DN-00122	50245	Cs-137	-0.0068 U	0.0185	0.0059	0.207	1.00 - 5.00
5DN-00122	50245	Eu-152	-0.0193 U	0.0481	0.0149	0.0566	1.00 - 5.00
5DN-00122	50245	Eu-154	-0.0034 UJ	0.108	0.0316	0.15	1.00 - 5.00
5DN-00122	50245	Eu-155	0.0893 JS	0.0705	0.0319	0.231	1.00 - 5.00
5DN-00122	50245	Ho-166m	0.0022 U	0.0288	0.0087	0.0432	1.00 - 5.00
5DN-00122	50245	K-40	20.8	0.143	1.19	32.4	1.00 - 5.00
5DN-00122	50245	Na-22	0.0014 U	0.0249	0.0074	0.037	1.00 - 5.00
5DN-00122	50245	Nb-94	0.0045 U	0.0157	0.0047	0.0214	1.00 - 5.00
5DN-00122	50245	Np-236	-0.0201 U	0.0359	0.0128	0.047	1.00 - 5.00
5DN-00122	50245	Np-239	-0.0242 U	0.128	0.0395	0.139	1.00 - 5.00
5DN-00122	50245	Pa-231	-0.158 U	0.789	0.247	0.936	1.00 - 5.00
5DN-00122	50245	Pb-212	1.89	0.0389	0.113	2.69	1.00 - 5.00
5DN-00122	50245	Pb-214	0.876	0.0348	0.0444	1.7	1.00 - 5.00
5DN-00122	50245	Pu-238	-0.0044 U	0.05	0.0101	0.0415	1.00 - 5.00
5DN-00122	50245	Pu-239/240	0.0141 U	0.0449	0.0127	0.0404	1.00 - 5.00
5DN-00122	50245	Pu-244	0.0064 U	0.0316	0.0079	0.0313	1.00 - 5.00
5DN-00122	50245	Sb-125	0.0083 U	0.0511	0.0149	0.354	1.00 - 5.00
5DN-00122	50245	Sn-126	0.0094 J	0.0184	0.0058	0.0237	1.00 - 5.00
5DN-00122	50245	Sr-90	-0.111 U	0.277	0.0647	0.485	1.00 - 5.00
5DN-00122	50245	Th-228	1.58	0.113	0.156	3.98	1.00 - 5.00
5DN-00122	50245	Th-229	0 U	0.0915	0.0208	0.145	1.00 - 5.00
5DN-00122	50245	Th-230	0.788	0.0788	0.0937	2.2	1.00 - 5.00
5DN-00122	50245	Th-232	1.24	0.0622	0.123	3.1	1.00 - 5.00
5DN-00122	50245	Th-234	1.7	0.285	0.169	3.19	1.00 - 5.00
5DN-00122	50245	Tl-208	0.554	0.0218	0.032	0.937	1.00 - 5.00

Table A.2
Analytical Results Summary
Subarea 5D, Round 1

Sample Location	Sample ID	Analyte Name	Activity	MDC	TPU	RTL	Sample Depth (feet bgs)
5DN-00122	50245	Tm-171	2.1 U	16.1	5.53	72.4	1.00 - 5.00
5DN-00122	50245	U-233/234	0.763	0.0445	0.0797	2.02	1.00 - 5.00
5DN-00122	50245	U-235/236	0.111	0.0388	0.0278	0.151	1.00 - 5.00
5DN-00122	50245	U-238	0.765	0.0388	0.0797	1.8	1.00 - 5.00
5DN-00123	50246	Ac-227	-0.0257 U	0.188	0.056	0.217	0.00 - 0.50
5DN-00123	50246	Am-241	0.0052	0.0146	0.0043	0.0454	0.00 - 0.50
5DN-00123	50246	Bi-212	0.959	0.175	0.0923	2.15	0.00 - 0.50
5DN-00123	50246	Bi-214	0.918	0.0331	0.0463	1.59	0.00 - 0.50
5DN-00123	50246	Cd-113m	-14.9 U	127	38	3030	0.00 - 0.50
5DN-00123	50246	Cm-243/244	-0.0014 U	0.0256	0.0056	0.0443	0.00 - 0.50
5DN-00123	50246	Co-60	-0.0052 U	0.021	0.0064	0.028	0.00 - 0.50
5DN-00123	50246	Cs-134	0.0215 SJ	0.0198	0.008	0.0864	0.00 - 0.50
5DN-00123	50246	Cs-137	0.057	0.0183	0.0089	0.207	0.00 - 0.50
5DN-00123	50246	Eu-152	-0.0293 U	0.0484	0.0175	0.0566	0.00 - 0.50
5DN-00123	50246	Eu-154	-0.103 UJ	0.105	0.0416	0.15	0.00 - 0.50
5DN-00123	50246	Eu-155	0.0605 SJ	0.0631	0.0233	0.231	0.00 - 0.50
5DN-00123	50246	Ho-166m	-0.0087 U	0.0288	0.0089	0.0432	0.00 - 0.50
5DN-00123	50246	K-40	18.7	0.153	1.06	32.4	0.00 - 0.50
5DN-00123	50246	Na-22	0.0089 U	0.0278	0.0082	0.037	0.00 - 0.50
5DN-00123	50246	Nb-94	0.0033 U	0.0169	0.005	0.0214	0.00 - 0.50
5DN-00123	50246	Np-236	-0.0044 U	0.0329	0.0114	0.047	0.00 - 0.50
5DN-00123	50246	Np-239	0.0083 U	0.124	0.0364	0.139	0.00 - 0.50
5DN-00123	50246	Pa-231	0.0523 U	0.778	0.238	0.936	0.00 - 0.50
5DN-00123	50246	Pb-212	1.48	0.0377	0.0867	2.69	0.00 - 0.50
5DN-00123	50246	Pb-214	1.01	0.0348	0.0483	1.7	0.00 - 0.50
5DN-00123	50246	Pu-238	0	0.0061	0.0023	0.0415	0.00 - 0.50
5DN-00123	50246	Pu-239/240	0.0064 U	0.0204	0.0058	0.0404	0.00 - 0.50
5DN-00123	50246	Pu-244	0.0035 U	0.0177	0.0045	0.0313	0.00 - 0.50
5DN-00123	50246	Sb-125	0.0085 U	0.0522	0.0158	0.354	0.00 - 0.50
5DN-00123	50246	Sn-126	-0.0004 U	0.0191	0.0056	0.0237	0.00 - 0.50
5DN-00123	50246	Sr-90	0.257	0.298	0.1	0.485	0.00 - 0.50
5DN-00123	50246	Th-228	1.09	0.116	0.13	3.98	0.00 - 0.50
5DN-00123	50246	Th-229	0.0171 U	0.0631	0.0172	0.145	0.00 - 0.50
5DN-00123	50246	Th-230	0.786	0.0629	0.0959	2.2	0.00 - 0.50

Table A.2
Analytical Results Summary
Subarea 5D, Round 1

Sample Location	Sample ID	Analyte Name	Activity	MDC	TPU	RTL	Sample Depth (feet bgs)
5DN-00123	50246	Th-232	1.1	0.0231	0.118	3.1	0.00 - 0.50
5DN-00123	50246	Th-234	1.25 J	0.253	0.133	3.19	0.00 - 0.50
5DN-00123	50246	Tl-208	0.445	0.021	0.0275	0.937	0.00 - 0.50
5DN-00123	50246	Tm-171	-4.15 U	12.9	4.48	72.4	0.00 - 0.50
5DN-00123	50246	U-233/234	0.803	0.0411	0.0781	2.02	0.00 - 0.50
5DN-00123	50246	U-235/236	0.0361	0.0277	0.0137	0.151	0.00 - 0.50
5DN-00123	50246	U-238	0.851	0.0482	0.082	1.8	0.00 - 0.50
5DN-00123	50247	Ac-227	-0.0446 U	0.168	0.0523	0.217	1.00 - 3.50
5DN-00123	50247	Am-241	0.0123	0.0084	0.0062	0.0454	1.00 - 3.50
5DN-00123	50247	Bi-212	1	0.135	0.0806	2.15	1.00 - 3.50
5DN-00123	50247	Bi-214	0.859	0.0247	0.0403	1.59	1.00 - 3.50
5DN-00123	50247	Cd-113m	41.3 U	116	37.5	3030	1.00 - 3.50
5DN-00123	50247	Cm-243/244	0.0018 UJ	0.0248	0.0055	0.0443	1.00 - 3.50
5DN-00123	50247	Co-60	-0.006 U	0.0157	0.005	0.028	1.00 - 3.50
5DN-00123	50247	Cs-134	-0.0013 U	0.0146	0.0051	0.0864	1.00 - 3.50
5DN-00123	50247	Cs-137	-0.007 U	0.015	0.0049	0.207	1.00 - 3.50
5DN-00123	50247	Eu-152	-0.0375 UJ	0.0397	0.0181	0.0566	1.00 - 3.50
5DN-00123	50247	Eu-154	0.0055 U	0.0838	0.0283	0.15	1.00 - 3.50
5DN-00123	50247	Eu-155	0.0912 JS	0.0622	0.0194	0.231	1.00 - 3.50
5DN-00123	50247	Ho-166m	-0.0007 U	0.0224	0.0067	0.0432	1.00 - 3.50
5DN-00123	50247	K-40	18.6	0.113	1.11	32.4	1.00 - 3.50
5DN-00123	50247	Na-22	-0.0111 U	0.0192	0.0065	0.037	1.00 - 3.50
5DN-00123	50247	Nb-94	-0.002 U	0.0132	0.004	0.0214	1.00 - 3.50
5DN-00123	50247	Np-236	-0.0136 U	0.0313	0.0098	0.047	1.00 - 3.50
5DN-00123	50247	Np-239	-0.0352 U	0.111	0.0348	0.139	1.00 - 3.50
5DN-00123	50247	Pa-231	-0.138 U	0.693	0.215	0.936	1.00 - 3.50
5DN-00123	50247	Pb-212	1.69	0.0337	0.103	2.69	1.00 - 3.50
5DN-00123	50247	Pb-214	0.946	0.0296	0.0474	1.7	1.00 - 3.50
5DN-00123	50247	Pu-238	-0.0051 U	0.0213	0.0038	0.0415	1.00 - 3.50
5DN-00123	50247	Pu-239/240	0.0033 U	0.0256	0.0065	0.0404	1.00 - 3.50
5DN-00123	50247	Pu-244	-0.0017 U	0.0149	0.0029	0.0313	1.00 - 3.50
5DN-00123	50247	Sb-125	0.0137 U	0.043	0.0128	0.354	1.00 - 3.50
5DN-00123	50247	Sn-126	-0.0032 U	0.0145	0.0045	0.0237	1.00 - 3.50
5DN-00123	50247	Sr-90	0.0656 U	0.342	0.0982	0.485	1.00 - 3.50

Table A.2
Analytical Results Summary
Subarea 5D, Round 1

Sample Location	Sample ID	Analyte Name	Activity	MDC	TPU	RTL	Sample Depth (feet bgs)
5DN-00123	50247	Th-228	1.69	0.122	0.147	3.98	1.00 - 3.50
5DN-00123	50247	Th-229	0.0264 U	0.0712	0.0209	0.145	1.00 - 3.50
5DN-00123	50247	Th-230	0.798	0.099	0.0862	2.2	1.00 - 3.50
5DN-00123	50247	Th-232	1.27	0.0178	0.111	3.1	1.00 - 3.50
5DN-00123	50247	Th-234	1.52	0.244	0.14	3.19	1.00 - 3.50
5DN-00123	50247	Tl-208	0.528	0.0168	0.0291	0.937	1.00 - 3.50
5DN-00123	50247	Tm-171	-3.78 U	11.7	4.21	72.4	1.00 - 3.50
5DN-00123	50247	U-233/234	0.786	0.04	0.0821	2.02	1.00 - 3.50
5DN-00123	50247	U-235/236	0.0268	0.0399	0.0148	0.151	1.00 - 3.50
5DN-00123	50247	U-238	0.945	0.0323	0.0934	1.8	1.00 - 3.50
5DN-00124	50248	Ac-227	-0.0732 U	0.189	0.0588	0.217	0.00 - 0.50
5DN-00124	50248	Am-241	0.0023 U	0.0115	0.0029	0.0454	0.00 - 0.50
5DN-00124	50248	Bi-212	0.947 J	0.173	0.0999	2.15	0.00 - 0.50
5DN-00124	50248	Bi-214	0.856	0.0315	0.0425	1.59	0.00 - 0.50
5DN-00124	50248	Cd-113m	20 U	130	39.4	3030	0.00 - 0.50
5DN-00124	50248	Cm-243/244	0.0002 U	0.0185	0.0042	0.0443	0.00 - 0.50
5DN-00124	50248	Co-60	-0.0005 U	0.0206	0.0061	0.028	0.00 - 0.50
5DN-00124	50248	Cs-134	0.0021 U	0.0188	0.0063	0.0864	0.00 - 0.50
5DN-00124	50248	Cs-137	0.165	0.018	0.0121	0.207	0.00 - 0.50
5DN-00124	50248	Eu-152	0.0103 U	0.0489	0.0158	0.0566	0.00 - 0.50
5DN-00124	50248	Eu-154	-0.0449 U	0.112	0.035	0.15	0.00 - 0.50
5DN-00124	50248	Eu-155	0.0555 SJ	0.0722	0.025	0.231	0.00 - 0.50
5DN-00124	50248	Ho-166m	0.0002 U	0.0271	0.008	0.0432	0.00 - 0.50
5DN-00124	50248	K-40	20.2	0.139	1.24	32.4	0.00 - 0.50
5DN-00124	50248	Na-22	-0.0024 U	0.0262	0.0078	0.037	0.00 - 0.50
5DN-00124	50248	Nb-94	-0.0003 U	0.0159	0.0047	0.0214	0.00 - 0.50
5DN-00124	50248	Np-236	-0.0195 U	0.0346	0.0115	0.047	0.00 - 0.50
5DN-00124	50248	Np-239	0.0053 U	0.123	0.0357	0.139	0.00 - 0.50
5DN-00124	50248	Pa-231	0.0624 U	0.765	0.256	0.936	0.00 - 0.50
5DN-00124	50248	Pb-212	1.56	0.0365	0.0938	2.69	0.00 - 0.50
5DN-00124	50248	Pb-214	0.971	0.032	0.0482	1.7	0.00 - 0.50
5DN-00124	50248	Pu-238	0.0013 U	0.0177	0.0039	0.0415	0.00 - 0.50
5DN-00124	50248	Pu-239/240	0.0086	0.0202	0.0061	0.0404	0.00 - 0.50
5DN-00124	50248	Pu-244	0.0051	0.0142	0.0042	0.0313	0.00 - 0.50

Table A.2
Analytical Results Summary
Subarea 5D, Round 1

Sample Location	Sample ID	Analyte Name	Activity	MDC	TPU	RTL	Sample Depth (feet bgs)
5DN-00124	50248	Sb-125	-0.0115 U	0.0505	0.0157	0.354	0.00 - 0.50
5DN-00124	50248	Sn-126	0.0012 U	0.0173	0.0051	0.0237	0.00 - 0.50
5DN-00124	50248	Sr-90	0.0016 U	0.184	0.049	0.485	0.00 - 0.50
5DN-00124	50248	Th-228	1.42	0.11	0.144	3.98	0.00 - 0.50
5DN-00124	50248	Th-229	0 U	0.0785	0.0179	0.145	0.00 - 0.50
5DN-00124	50248	Th-230	0.815	0.0676	0.092	2.2	0.00 - 0.50
5DN-00124	50248	Th-232	0.812	0.0534	0.0911	3.1	0.00 - 0.50
5DN-00124	50248	Th-234	1.79	0.282	0.173	3.19	0.00 - 0.50
5DN-00124	50248	Tl-208	0.473	0.0202	0.0281	0.937	0.00 - 0.50
5DN-00124	50248	Tm-171	-2.68 U	17.1	5.65	72.4	0.00 - 0.50
5DN-00124	50248	U-233/234	1.08	0.0295	0.0995	2.02	0.00 - 0.50
5DN-00124	50248	U-235/236	0.0672	0.0364	0.0196	0.151	0.00 - 0.50
5DN-00124	50248	U-238	0.961	0.0407	0.0911	1.8	0.00 - 0.50
5DN-00124	50249	Ac-227	0.0056 U	0.191	0.0563	0.217	1.00 - 2.00
5DN-00124	50249	Am-241	-0.0004 U	0.0228	0.0048	0.0454	1.00 - 2.00
5DN-00124	50249	Bi-212	0.833 J	0.148	0.0858	2.15	1.00 - 2.00
5DN-00124	50249	Bi-214	0.953	0.0285	0.0454	1.59	1.00 - 2.00
5DN-00124	50249	Cd-113m	90.8 J	133	45	3030	1.00 - 2.00
5DN-00124	50249	Cm-243/244	-0.0034 U	0.0301	0.0064	0.0443	1.00 - 2.00
5DN-00124	50249	Co-60	0.0073 U	0.0186	0.0055	0.028	1.00 - 2.00
5DN-00124	50249	Cs-134	-0.0027 U	0.0163	0.0056	0.0864	1.00 - 2.00
5DN-00124	50249	Cs-137	-0.0011 U	0.0158	0.0054	0.207	1.00 - 2.00
5DN-00124	50249	Eu-152	0.0001 U	0.047	0.016	0.0566	1.00 - 2.00
5DN-00124	50249	Eu-154	-0.0751 UJ	0.0962	0.0353	0.15	1.00 - 2.00
5DN-00124	50249	Eu-155	0.0102 U	0.0738	0.0226	0.231	1.00 - 2.00
5DN-00124	50249	Ho-166m	-0.0083 U	0.0245	0.0076	0.0432	1.00 - 2.00
5DN-00124	50249	K-40	20.9	0.132	1.22	32.4	1.00 - 2.00
5DN-00124	50249	Na-22	-0.0022 U	0.0231	0.0079	0.037	1.00 - 2.00
5DN-00124	50249	Nb-94	0.0075 JS	0.0147	0.0046	0.0214	1.00 - 2.00
5DN-00124	50249	Np-236	-0.0187 U	0.0361	0.0121	0.047	1.00 - 2.00
5DN-00124	50249	Np-239	0.091 J	0.132	0.0438	0.139	1.00 - 2.00
5DN-00124	50249	Pa-231	-0.712 UJ	0.755	0.303	0.936	1.00 - 2.00
5DN-00124	50249	Pb-212	1.51	0.0378	0.101	2.69	1.00 - 2.00
5DN-00124	50249	Pb-214	1.05	0.0317	0.0521	1.7	1.00 - 2.00

Table A.2
Analytical Results Summary
Subarea 5D, Round 1

Sample Location	Sample ID	Analyte Name	Activity	MDC	TPU	RTL	Sample Depth (feet bgs)
5DN-00124	50249	Pu-238	0.0051	0.0141	0.0042	0.0415	1.00 - 2.00
5DN-00124	50249	Pu-239/240	-0.0026 U	0.0199	0.0035	0.0404	1.00 - 2.00
5DN-00124	50249	Pu-244	0.0012 U	0.0174	0.0038	0.0313	1.00 - 2.00
5DN-00124	50249	Sb-125	0.0131 U	0.0483	0.0147	0.354	1.00 - 2.00
5DN-00124	50249	Sn-126	0.0084 J	0.0168	0.0052	0.0237	1.00 - 2.00
5DN-00124	50249	Sr-90	0.126 U	0.356	0.106	0.485	1.00 - 2.00
5DN-00124	50249	Th-228	1.46	0.117	0.135	3.98	1.00 - 2.00
5DN-00124	50249	Th-229	0.0337	0.0182	0.0151	0.145	1.00 - 2.00
5DN-00124	50249	Th-230	0.9	0.0182	0.0895	2.2	1.00 - 2.00
5DN-00124	50249	Th-232	1.14	0.0622	0.105	3.1	1.00 - 2.00
5DN-00124	50249	Th-234	1.3 J	0.298	0.155	3.19	1.00 - 2.00
5DN-00124	50249	Tl-208	0.442	0.0187	0.026	0.937	1.00 - 2.00
5DN-00124	50249	Tm-171	-5.37 U	18.4	6.37	72.4	1.00 - 2.00
5DN-00124	50249	U-233/234	0.715	0.0768	0.0911	2.02	1.00 - 2.00
5DN-00124	50249	U-235/236	0.0269 UJ	0.0856	0.0243	0.151	1.00 - 2.00
5DN-00124	50249	U-238	0.718	0.0693	0.091	1.8	1.00 - 2.00
5DN-00125	50250	Ac-227	-0.0765 U	0.185	0.058	0.217	0.00 - 0.50
5DN-00125	50250	Am-241	0.0168	0.0051	0.0057	0.0454	0.00 - 0.50
5DN-00125	50250	Bi-212	1.12	0.148	0.0888	2.15	0.00 - 0.50
5DN-00125	50250	Bi-214	1.03	0.0277	0.0486	1.59	0.00 - 0.50
5DN-00125	50250	Cd-113m	-0.336 U	124	36.3	3030	0.00 - 0.50
5DN-00125	50250	Cm-243/244	0.0185	0.0223	0.008	0.0443	0.00 - 0.50
5DN-00125	50250	Co-60	-0.0098 U	0.018	0.0059	0.028	0.00 - 0.50
5DN-00125	50250	Cs-134	-0.0033 U	0.0166	0.0059	0.0864	0.00 - 0.50
5DN-00125	50250	Cs-137	0.0172	0.0161	0.0069	0.207	0.00 - 0.50
5DN-00125	50250	Eu-152	0.0039 U	0.0445	0.015	0.0566	0.00 - 0.50
5DN-00125	50250	Eu-154	-0.0497 U	0.0967	0.0319	0.15	0.00 - 0.50
5DN-00125	50250	Eu-155	0.12 JS	0.066	0.0308	0.231	0.00 - 0.50
5DN-00125	50250	Ho-166m	-0.0082 U	0.0242	0.0074	0.0432	0.00 - 0.50
5DN-00125	50250	K-40	23.1	0.126	1.3	32.4	0.00 - 0.50
5DN-00125	50250	Na-22	-0.0099 U	0.023	0.0075	0.037	0.00 - 0.50
5DN-00125	50250	Nb-94	0.0064 U	0.0152	0.0046	0.0214	0.00 - 0.50
5DN-00125	50250	Np-236	-0.0105 U	0.0339	0.0107	0.047	0.00 - 0.50
5DN-00125	50250	Np-239	-0.0516 U	0.121	0.0379	0.139	0.00 - 0.50

Table A.2
Analytical Results Summary
Subarea 5D, Round 1

Sample Location	Sample ID	Analyte Name	Activity	MDC	TPU	RTL	Sample Depth (feet bgs)
5DN-00125	50250	Pa-231	0.307 U	0.769	0.234	0.936	0.00 - 0.50
5DN-00125	50250	Pb-212	1.79	0.0376	0.108	2.69	0.00 - 0.50
5DN-00125	50250	Pb-214	1.18	0.0315	0.0571	1.7	0.00 - 0.50
5DN-00125	50250	Pu-238	0.005	0.0067	0.0035	0.0415	0.00 - 0.50
5DN-00125	50250	Pu-239/240	0.0045 U	0.0223	0.0058	0.0404	0.00 - 0.50
5DN-00125	50250	Pu-244	0.0007 U	0.0157	0.003	0.0313	0.00 - 0.50
5DN-00125	50250	Sb-125	-0.0125 U	0.0473	0.0146	0.354	0.00 - 0.50
5DN-00125	50250	Sn-126	-0.0023 U	0.0166	0.0049	0.0237	0.00 - 0.50
5DN-00125	50250	Sr-90	0.028 U	0.204	0.0554	0.485	0.00 - 0.50
5DN-00125	50250	Th-228	1.54 J	0.139	0.158	3.98	0.00 - 0.50
5DN-00125	50250	Th-229	0.0157 U	0.0845	0.0222	0.145	0.00 - 0.50
5DN-00125	50250	Th-230	0.853	0.0212	0.0968	2.2	0.00 - 0.50
5DN-00125	50250	Th-232	1.08	0.0211	0.113	3.1	0.00 - 0.50
5DN-00125	50250	Th-234	1.34 J	0.269	0.136	3.19	0.00 - 0.50
5DN-00125	50250	Tl-208	0.552	0.0188	0.032	0.937	0.00 - 0.50
5DN-00125	50250	Tm-171	-3.59 U	12.4	4.28	72.4	0.00 - 0.50
5DN-00125	50250	U-233/234	0.737	0.0382	0.0863	2.02	0.00 - 0.50
5DN-00125	50250	U-235/236	0.037	0.0201	0.0168	0.151	0.00 - 0.50
5DN-00125	50250	U-238	0.772	0.0542	0.0897	1.8	0.00 - 0.50
5DN-00125	50251	Ac-227	0.0512 U	0.198	0.0688	0.217	1.00 - 5.00
5DN-00125	50251	Am-241	0.0006 U	0.0138	0.0027	0.0454	1.00 - 5.00
5DN-00125	50251	Bi-212	1.14	0.151	0.106	2.15	1.00 - 5.00
5DN-00125	50251	Bi-214	1.07	0.0304	0.0511	1.59	1.00 - 5.00
5DN-00125	50251	Cd-113m	127 J	136	61.6	3030	1.00 - 5.00
5DN-00125	50251	Cm-243/244	-0.0026 U	0.0199	0.0035	0.0443	1.00 - 5.00
5DN-00125	50251	Co-60	0.0018 U	0.0185	0.0054	0.028	1.00 - 5.00
5DN-00125	50251	Cs-134	0.0043 U	0.0176	0.006	0.0864	1.00 - 5.00
5DN-00125	50251	Cs-137	-0.0059 U	0.0181	0.0057	0.207	1.00 - 5.00
5DN-00125	50251	Eu-152	-0.0307 U	0.0478	0.0179	0.0566	1.00 - 5.00
5DN-00125	50251	Eu-154	-0.0223 U	0.0972	0.0292	0.15	1.00 - 5.00
5DN-00125	50251	Eu-155	0.084 JS	0.0694	0.0274	0.231	1.00 - 5.00
5DN-00125	50251	Ho-166m	-0.0037 U	0.0266	0.0081	0.0432	1.00 - 5.00
5DN-00125	50251	K-40	20.7	0.129	1.24	32.4	1.00 - 5.00
5DN-00125	50251	Na-22	-0.0111 U	0.0234	0.0076	0.037	1.00 - 5.00

Table A.2
Analytical Results Summary
Subarea 5D, Round 1

Sample Location	Sample ID	Analyte Name	Activity	MDC	TPU	RTL	Sample Depth (feet bgs)
5DN-00125	50251	Nb-94	0.0024 U	0.0161	0.0048	0.0214	1.00 - 5.00
5DN-00125	50251	Np-236	-0.012 U	0.0366	0.0116	0.047	1.00 - 5.00
5DN-00125	50251	Np-239	0.0736 J	0.132	0.043	0.139	1.00 - 5.00
5DN-00125	50251	Pa-231	-0.0923 U	0.802	0.246	0.936	1.00 - 5.00
5DN-00125	50251	Pb-212	1.81	0.0389	0.111	2.69	1.00 - 5.00
5DN-00125	50251	Pb-214	1.26	0.0346	0.061	1.7	1.00 - 5.00
5DN-00125	50251	Pu-238	0.0005 U	0.012	0.0023	0.0415	1.00 - 5.00
5DN-00125	50251	Pu-239/240	0.0019	0.0051	0.0019	0.0404	1.00 - 5.00
5DN-00125	50251	Pu-244	0.0043	0.012	0.0035	0.0313	1.00 - 5.00
5DN-00125	50251	Sb-125	0.0185 U	0.0502	0.0151	0.354	1.00 - 5.00
5DN-00125	50251	Sn-126	-0.0081 U	0.0166	0.0055	0.0237	1.00 - 5.00
5DN-00125	50251	Sr-90	0.0302 U	0.172	0.0491	0.485	1.00 - 5.00
5DN-00125	50251	Th-228	1.61	0.128	0.154	3.98	1.00 - 5.00
5DN-00125	50251	Th-229	0.0359	0.0529	0.0191	0.145	1.00 - 5.00
5DN-00125	50251	Th-230	0.766	0.0939	0.0897	2.2	1.00 - 5.00
5DN-00125	50251	Th-232	1.34	0.0193	0.126	3.1	1.00 - 5.00
5DN-00125	50251	Th-234	1.26 J	0.279	0.135	3.19	1.00 - 5.00
5DN-00125	50251	Tl-208	0.538	0.0197	0.0304	0.937	1.00 - 5.00
5DN-00125	50251	Tm-171	-7.59 U	13.3	5.04	72.4	1.00 - 5.00
5DN-00125	50251	U-233/234	0.769	0.043	0.0826	2.02	1.00 - 5.00
5DN-00125	50251	U-235/236	0.0646	0.0159	0.02	0.151	1.00 - 5.00
5DN-00125	50251	U-238	0.834	0.0375	0.0875	1.8	1.00 - 5.00
5DN-00126	50252	Ac-227	-0.106 U	0.218	0.0708	0.217	0.00 - 0.50
5DN-00126	50252	Am-241	0.0032 U	0.0205	0.0052	0.0454	0.00 - 0.50
5DN-00126	50252	Bi-212	0.84 J	0.174	0.109	2.15	0.00 - 0.50
5DN-00126	50252	Bi-214	0.99	0.0332	0.0478	1.59	0.00 - 0.50
5DN-00126	50252	Cd-113m	-45.2 U	143	45.9	3030	0.00 - 0.50
5DN-00126	50252	Cm-243/244	0.0137	0.0182	0.0066	0.0443	0.00 - 0.50
5DN-00126	50252	Co-60	-0.0076 U	0.0202	0.0064	0.028	0.00 - 0.50
5DN-00126	50252	Cs-134	-0.0126 U	0.0187	0.0073	0.0864	0.00 - 0.50
5DN-00126	50252	Cs-137	0.194	0.0203	0.0149	0.207	0.00 - 0.50
5DN-00126	50252	Eu-152	-0.0285 U	0.0529	0.019	0.0566	0.00 - 0.50
5DN-00126	50252	Eu-154	0.0657 J	0.121	0.0373	0.15	0.00 - 0.50
5DN-00126	50252	Eu-155	0.129 SJ	0.0783	0.0399	0.231	0.00 - 0.50

Table A.2
Analytical Results Summary
Subarea 5D, Round 1

Sample Location	Sample ID	Analyte Name	Activity	MDC	TPU	RTL	Sample Depth (feet bgs)
5DN-00126	50252	Ho-166m	0.0018 U	0.0291	0.0086	0.0432	0.00 - 0.50
5DN-00126	50252	K-40	22.1	0.141	1.37	32.4	0.00 - 0.50
5DN-00126	50252	Na-22	0.0006 U	0.029	0.0086	0.037	0.00 - 0.50
5DN-00126	50252	Nb-94	0.0067 U	0.0169	0.0051	0.0214	0.00 - 0.50
5DN-00126	50252	Np-236	0.0065 U	0.0405	0.0125	0.047	0.00 - 0.50
5DN-00126	50252	Np-239	0.0174 U	0.144	0.0428	0.139	0.00 - 0.50
5DN-00126	50252	Pa-231	0.188 U	0.879	0.284	0.936	0.00 - 0.50
5DN-00126	50252	Pb-212	1.5	0.0453	0.0974	2.69	0.00 - 0.50
5DN-00126	50252	Pb-214	1.1	0.0371	0.0547	1.7	0.00 - 0.50
5DN-00126	50252	Pu-238	-0.002 U	0.0232	0.0047	0.0415	0.00 - 0.50
5DN-00126	50252	Pu-239/240	0.0118	0.0231	0.0073	0.0404	0.00 - 0.50
5DN-00126	50252	Pu-244	0.0013 U	0.0182	0.004	0.0313	0.00 - 0.50
5DN-00126	50252	Sb-125	0.0194 U	0.0582	0.0181	0.354	0.00 - 0.50
5DN-00126	50252	Sn-126	0.0055 U	0.0187	0.0056	0.0237	0.00 - 0.50
5DN-00126	50252	Sr-90	0.153	0.245	0.0785	0.485	0.00 - 0.50
5DN-00126	50252	Th-228	1.22	0.0941	0.128	3.98	0.00 - 0.50
5DN-00126	50252	Th-229	0.0417	0.0188	0.0172	0.145	0.00 - 0.50
5DN-00126	50252	Th-230	0.659	0.0511	0.0786	2.2	0.00 - 0.50
5DN-00126	50252	Th-232	1.04	0.0187	0.105	3.1	0.00 - 0.50
5DN-00126	50252	Th-234	1.44 J	0.329	0.181	3.19	0.00 - 0.50
5DN-00126	50252	Tl-208	0.43	0.0219	0.0275	0.937	0.00 - 0.50
5DN-00126	50252	Tm-171	-9.45 U	20.7	7.42	72.4	0.00 - 0.50
5DN-00126	50252	U-233/234	1.01	0.0326	0.0938	2.02	0.00 - 0.50
5DN-00126	50252	U-235/236	0.0949	0.0284	0.0222	0.151	0.00 - 0.50
5DN-00126	50252	U-238	1.13	0.0098	0.102	1.8	0.00 - 0.50
5DN-00126	50253	Ac-227	-0.0172 U	0.181	0.0542	0.217	1.00 - 1.75
5DN-00126	50253	Am-241	0.002	0.0054	0.002	0.0454	1.00 - 1.75
5DN-00126	50253	Bi-212	0.99	0.137	0.0852	2.15	1.00 - 1.75
5DN-00126	50253	Bi-214	0.865	0.0273	0.042	1.59	1.00 - 1.75
5DN-00126	50253	Cd-113m	-53 U	120	38.5	3030	1.00 - 1.75
5DN-00126	50253	Cm-243/244	0.0026 U	0.013	0.0033	0.0443	1.00 - 1.75
5DN-00126	50253	Co-60	-0.0019 U	0.0164	0.005	0.028	1.00 - 1.75
5DN-00126	50253	Cs-134	0.0046 U	0.0155	0.0052	0.0864	1.00 - 1.75
5DN-00126	50253	Cs-137	0.0014 U	0.0167	0.0049	0.207	1.00 - 1.75

Table A.2
Analytical Results Summary
Subarea 5D, Round 1

Sample Location	Sample ID	Analyte Name	Activity	MDC	TPU	RTL	Sample Depth (feet bgs)
5DN-00126	50253	Eu-152	-0.0223 U	0.0428	0.016	0.0566	1.00 - 1.75
5DN-00126	50253	Eu-154	-0.0635 UJ	0.089	0.0315	0.15	1.00 - 1.75
5DN-00126	50253	Eu-155	0.0571 JS	0.0697	0.0253	0.231	1.00 - 1.75
5DN-00126	50253	Ho-166m	-0.0055 U	0.0226	0.0068	0.0432	1.00 - 1.75
5DN-00126	50253	K-40	21.9	0.117	1.25	32.4	1.00 - 1.75
5DN-00126	50253	Na-22	0.0018 U	0.022	0.0066	0.037	1.00 - 1.75
5DN-00126	50253	Nb-94	0.0095 J	0.0145	0.0047	0.0214	1.00 - 1.75
5DN-00126	50253	Np-236	-0.0263 UJ	0.0338	0.0118	0.047	1.00 - 1.75
5DN-00126	50253	Np-239	-0.0074 U	0.12	0.0357	0.139	1.00 - 1.75
5DN-00126	50253	Pa-231	0.185 U	0.752	0.227	0.936	1.00 - 1.75
5DN-00126	50253	Pb-212	1.58	0.0358	0.0998	2.69	1.00 - 1.75
5DN-00126	50253	Pb-214	0.954	0.0318	0.0479	1.7	1.00 - 1.75
5DN-00126	50253	Pu-238	0.0102	0.0285	0.0084	0.0415	1.00 - 1.75
5DN-00126	50253	Pu-239/240	0.0114 U	0.0351	0.01	0.0404	1.00 - 1.75
5DN-00126	50253	Pu-244	0	0.0121	0.0045	0.0313	1.00 - 1.75
5DN-00126	50253	Sb-125	0.0014 U	0.0449	0.0136	0.354	1.00 - 1.75
5DN-00126	50253	Sn-126	0.0042 U	0.0158	0.0046	0.0237	1.00 - 1.75
5DN-00126	50253	Sr-90	0.205 U	0.397	0.123	0.485	1.00 - 1.75
5DN-00126	50253	Th-228	1.48	0.0288	0.149	3.98	1.00 - 1.75
5DN-00126	50253	Th-229	0.0087 U	0.0803	0.0193	0.145	1.00 - 1.75
5DN-00126	50253	Th-230	0.837	0.0801	0.0981	2.2	1.00 - 1.75
5DN-00126	50253	Th-232	1.19	0.0633	0.121	3.1	1.00 - 1.75
5DN-00126	50253	Th-234	1.35 J	0.279	0.145	3.19	1.00 - 1.75
5DN-00126	50253	Tl-208	0.472	0.0182	0.0278	0.937	1.00 - 1.75
5DN-00126	50253	Tm-171	-1.82 U	13.4	4.7	72.4	1.00 - 1.75
5DN-00126	50253	U-233/234	0.911	0.0409	0.0878	2.02	1.00 - 1.75
5DN-00126	50253	U-235/236	0.108	0.0355	0.0262	0.151	1.00 - 1.75
5DN-00126	50253	U-238	0.948	0.0453	0.0905	1.8	1.00 - 1.75
5DN-00127	50254	Ac-227	0.0179 U	0.166	0.0508	0.217	0.00 - 0.50
5DN-00127	50254	Am-241	0.0026 U	0.0202	0.0051	0.0454	0.00 - 0.50
5DN-00127	50254	Bi-212	0.997	0.141	0.0862	2.15	0.00 - 0.50
5DN-00127	50254	Bi-214	0.84	0.026	0.0396	1.59	0.00 - 0.50
5DN-00127	50254	Cd-113m	-36 U	111	37.3	3030	0.00 - 0.50
5DN-00127	50254	Cm-243/244	-0.0039 U	0.0235	0.0049	0.0443	0.00 - 0.50

Table A.2
Analytical Results Summary
Subarea 5D, Round 1

Sample Location	Sample ID	Analyte Name	Activity	MDC	TPU	RTL	Sample Depth (feet bgs)
5DN-00127	50254	Co-60	-0.0021 U	0.0166	0.0051	0.028	0.00 - 0.50
5DN-00127	50254	Cs-134	0.0504 SJ	0.0198	0.0133	0.0864	0.00 - 0.50
5DN-00127	50254	Cs-137	0.0817	0.0162	0.0081	0.207	0.00 - 0.50
5DN-00127	50254	Eu-152	0.0082 U	0.0411	0.0128	0.0566	0.00 - 0.50
5DN-00127	50254	Eu-154	-0.0278 U	0.091	0.0281	0.15	0.00 - 0.50
5DN-00127	50254	Eu-155	0.0454 SJ	0.0641	0.0214	0.231	0.00 - 0.50
5DN-00127	50254	Ho-166m	-0.0037 U	0.0232	0.0072	0.0432	0.00 - 0.50
5DN-00127	50254	K-40	22	0.121	1.25	32.4	0.00 - 0.50
5DN-00127	50254	Na-22	0.0021 U	0.0222	0.0066	0.037	0.00 - 0.50
5DN-00127	50254	Nb-94	0.0015 U	0.0134	0.004	0.0214	0.00 - 0.50
5DN-00127	50254	Np-236	-0.0105 U	0.0315	0.0096	0.047	0.00 - 0.50
5DN-00127	50254	Np-239	-0.05 U	0.109	0.0358	0.139	0.00 - 0.50
5DN-00127	50254	Pa-231	-0.045 U	0.687	0.213	0.936	0.00 - 0.50
5DN-00127	50254	Pb-212	1.63	0.0351	0.0974	2.69	0.00 - 0.50
5DN-00127	50254	Pb-214	0.926	0.0291	0.0446	1.7	0.00 - 0.50
5DN-00127	50254	Pu-238	-0.0046 U	0.0192	0.0034	0.0415	0.00 - 0.50
5DN-00127	50254	Pu-239/240	-0.0024 U	0.0191	0.0034	0.0404	0.00 - 0.50
5DN-00127	50254	Pu-244	0.009	0.0134	0.005	0.0313	0.00 - 0.50
5DN-00127	50254	Sb-125	-0.0008 U	0.0435	0.0128	0.354	0.00 - 0.50
5DN-00127	50254	Sn-126	0.0027 U	0.0149	0.0045	0.0237	0.00 - 0.50
5DN-00127	50254	Sr-90	-0.0387 U	0.202	0.048	0.485	0.00 - 0.50
5DN-00127	50254	Th-228	1.23	0.0897	0.133	3.98	0.00 - 0.50
5DN-00127	50254	Th-229	-0.0077 U	0.0714	0.0133	0.145	0.00 - 0.50
5DN-00127	50254	Th-230	0.598	0.0208	0.0766	2.2	0.00 - 0.50
5DN-00127	50254	Th-232	0.963	0.071	0.104	3.1	0.00 - 0.50
5DN-00127	50254	Th-234	1.16 J	0.254	0.13	3.19	0.00 - 0.50
5DN-00127	50254	Tl-208	0.499	0.0179	0.0284	0.937	0.00 - 0.50
5DN-00127	50254	Tm-171	-1.17 U	13.8	4.78	72.4	0.00 - 0.50
5DN-00127	50254	U-233/234	0.519	0.0371	0.0596	2.02	0.00 - 0.50
5DN-00127	50254	U-235/236	0.0231	0.04	0.0136	0.151	0.00 - 0.50
5DN-00127	50254	U-238	0.501	0.0111	0.0576	1.8	0.00 - 0.50
5DN-00128	50256	Ac-227	-0.0726 U	0.221	0.071	0.217	0.00 - 0.50
5DN-00128	50256	Am-241	0.002 U	0.021	0.005	0.0454	0.00 - 0.50
5DN-00128	50256	Bi-212	1.01 J	0.182	0.107	2.15	0.00 - 0.50

Table A.2
Analytical Results Summary
Subarea 5D, Round 1

Sample Location	Sample ID	Analyte Name	Activity	MDC	TPU	RTL	Sample Depth (feet bgs)
5DN-00128	50256	Bi-214	0.823	0.0319	0.0413	1.59	0.00 - 0.50
5DN-00128	50256	Cd-113m	-147 UJ	147	58.7	3030	0.00 - 0.50
5DN-00128	50256	Cm-243/244	-0.0083 U	0.0325	0.0066	0.0443	0.00 - 0.50
5DN-00128	50256	Co-60	0.0043 U	0.0216	0.0063	0.028	0.00 - 0.50
5DN-00128	50256	Cs-134	-0.0038 U	0.0192	0.0066	0.0864	0.00 - 0.50
5DN-00128	50256	Cs-137	0.0236	0.02	0.0072	0.207	0.00 - 0.50
5DN-00128	50256	Eu-152	-0.0456 U	0.0542	0.0246	0.0566	0.00 - 0.50
5DN-00128	50256	Eu-154	0.0416 U	0.119	0.0362	0.15	0.00 - 0.50
5DN-00128	50256	Eu-155	0.115 SJ	0.0871	0.0369	0.231	0.00 - 0.50
5DN-00128	50256	Ho-166m	0.0209 SJ	0.0307	0.0099	0.0432	0.00 - 0.50
5DN-00128	50256	K-40	21.6	0.137	1.35	32.4	0.00 - 0.50
5DN-00128	50256	Na-22	-0.0144 U	0.0276	0.009	0.037	0.00 - 0.50
5DN-00128	50256	Nb-94	0.0098 SJ	0.0173	0.0054	0.0214	0.00 - 0.50
5DN-00128	50256	Np-236	0.0025 U	0.0439	0.0141	0.047	0.00 - 0.50
5DN-00128	50256	Np-239	0.0066 U	0.149	0.0456	0.139	0.00 - 0.50
5DN-00128	50256	Pa-231	-0.0312 U	0.919	0.296	0.936	0.00 - 0.50
5DN-00128	50256	Pb-212	1.77	0.0463	0.118	2.69	0.00 - 0.50
5DN-00128	50256	Pb-214	0.937	0.0381	0.0496	1.7	0.00 - 0.50
5DN-00128	50256	Pu-238	-0.0048 U	0.02	0.0035	0.0415	0.00 - 0.50
5DN-00128	50256	Pu-239/240	0.0027 U	0.0287	0.0073	0.0404	0.00 - 0.50
5DN-00128	50256	Pu-244	0.0176	0.006	0.0063	0.0313	0.00 - 0.50
5DN-00128	50256	Sb-125	0.0028 U	0.0573	0.017	0.354	0.00 - 0.50
5DN-00128	50256	Sn-126	0.0143 J	0.0202	0.0066	0.0237	0.00 - 0.50
5DN-00128	50256	Sr-90	-0.119 U	0.273	0.0629	0.485	0.00 - 0.50
5DN-00128	50256	Th-228	1.27	0.0901	0.128	3.98	0.00 - 0.50
5DN-00128	50256	Th-229	0.0266 UL	0.0717	0.0211	0.145	0.00 - 0.50
5DN-00128	50256	Th-230	0.564	0.0871	0.0725	2.2	0.00 - 0.50
5DN-00128	50256	Th-232	0.993	0.0179	0.0994	3.1	0.00 - 0.50
5DN-00128	50256	Th-234	1.65 J	0.37	0.187	3.19	0.00 - 0.50
5DN-00128	50256	Tl-208	0.526	0.0223	0.0313	0.937	0.00 - 0.50
5DN-00128	50256	Tm-171	-19.9 UJ	25.6	9.9	72.4	0.00 - 0.50
5DN-00128	50256	U-233/234	0.583	0.0269	0.0608	2.02	0.00 - 0.50
5DN-00128	50256	U-235/236	0.0307	0.0269	0.0125	0.151	0.00 - 0.50
5DN-00128	50256	U-238	0.777	0.0269	0.0752	1.8	0.00 - 0.50

Table A.2
Analytical Results Summary
Subarea 5D, Round 1

Sample Location	Sample ID	Analyte Name	Activity	MDC	TPU	RTL	Sample Depth (feet bgs)
5DN-00128	50257	Ac-227	0.0259 U	0.22	0.0648	0.217	1.00 - 5.00
5DN-00128	50257	Am-241	0.0045	0.0125	0.0037	0.0454	1.00 - 5.00
5DN-00128	50257	Bi-212	0.983 J	0.206	0.106	2.15	1.00 - 5.00
5DN-00128	50257	Bi-214	0.854	0.0375	0.0461	1.59	1.00 - 5.00
5DN-00128	50257	Cd-113m	-15.8 U	144	42.9	3030	1.00 - 5.00
5DN-00128	50257	Cm-243/244	0.0037 U	0.0182	0.0047	0.0443	1.00 - 5.00
5DN-00128	50257	Co-60	0.0137 J	0.0261	0.0079	0.028	1.00 - 5.00
5DN-00128	50257	Cs-134	0.0005 U	0.0214	0.0071	0.0864	1.00 - 5.00
5DN-00128	50257	Cs-137	0.0047 U	0.0235	0.0069	0.207	1.00 - 5.00
5DN-00128	50257	Eu-152	0.0146 U	0.0564	0.0192	0.0566	1.00 - 5.00
5DN-00128	50257	Eu-154	0.0427 UJ	0.137	0.0411	0.15	1.00 - 5.00
5DN-00128	50257	Eu-155	0.0643 JS	0.077	0.0281	0.231	1.00 - 5.00
5DN-00128	50257	Ho-166m	0.002 U	0.0331	0.0096	0.0432	1.00 - 5.00
5DN-00128	50257	K-40	17.8	0.171	1.04	32.4	1.00 - 5.00
5DN-00128	50257	Na-22	-0.01 U	0.0303	0.0093	0.037	1.00 - 5.00
5DN-00128	50257	Nb-94	0.0151 JS	0.0202	0.0067	0.0214	1.00 - 5.00
5DN-00128	50257	Np-236	0.0079 U	0.0396	0.0122	0.047	1.00 - 5.00
5DN-00128	50257	Np-239	0.0089 U	0.144	0.0422	0.139	1.00 - 5.00
5DN-00128	50257	Pa-231	-0.124 U	0.906	0.28	0.936	1.00 - 5.00
5DN-00128	50257	Pb-212	1.53	0.0451	0.092	2.69	1.00 - 5.00
5DN-00128	50257	Pb-214	0.888	0.0385	0.0462	1.7	1.00 - 5.00
5DN-00128	50257	Pu-238	-0.0046 U	0.0358	0.0063	0.0415	1.00 - 5.00
5DN-00128	50257	Pu-239/240	-0.0035 U	0.0395	0.008	0.0404	1.00 - 5.00
5DN-00128	50257	Pu-244	0.009	0.0251	0.0074	0.0313	1.00 - 5.00
5DN-00128	50257	Sb-125	0.0055 U	0.0608	0.0183	0.354	1.00 - 5.00
5DN-00128	50257	Sn-126	-0.0043 U	0.0213	0.0064	0.0237	1.00 - 5.00
5DN-00128	50257	Sr-90	-0.0229 U	0.241	0.0639	0.485	1.00 - 5.00
5DN-00128	50257	Th-228	1.34	0.0825	0.129	3.98	1.00 - 5.00
5DN-00128	50257	Th-229	-0.0063 U	0.0677	0.0141	0.145	1.00 - 5.00
5DN-00128	50257	Th-230	0.759	0.0823	0.0842	2.2	1.00 - 5.00
5DN-00128	50257	Th-232	1.05	0.0169	0.101	3.1	1.00 - 5.00
5DN-00128	50257	Th-234	1.67 J	0.361	0.43	3.19	1.00 - 5.00
5DN-00128	50257	Tl-208	0.507	0.0235	0.0321	0.937	1.00 - 5.00
5DN-00128	50257	Tm-171	-11.1 UJ	15.1	5.32	72.4	1.00 - 5.00

Table A.2
Analytical Results Summary
Subarea 5D, Round 1

Sample Location	Sample ID	Analyte Name	Activity	MDC	TPU	RTL	Sample Depth (feet bgs)
5DN-00128	50257	U-233/234	0.746	0.0391	0.0729	2.02	1.00 - 5.00
5DN-00128	50257	U-235/236	0.0426	0.0264	0.0144	0.151	1.00 - 5.00
5DN-00128	50257	U-238	0.792	0.0459	0.0765	1.8	1.00 - 5.00
5DN-00129	50258	Ac-227	0.098 J	0.174	0.0566	0.217	0.00 - 0.50
5DN-00129	50258	Am-241	0.0003 U	0.0245	0.0055	0.0454	0.00 - 0.50
5DN-00129	50258	Bi-212	0.81	0.121	0.0684	2.15	0.00 - 0.50
5DN-00129	50258	Bi-214	0.902	0.0224	0.0403	1.59	0.00 - 0.50
5DN-00129	50258	Cd-113m	-161 UJ	116	56.9	3030	0.00 - 0.50
5DN-00129	50258	Cm-243/244	-0.0051 U	0.031	0.0064	0.0443	0.00 - 0.50
5DN-00129	50258	Co-60	-0.0006 U	0.0138	0.0041	0.028	0.00 - 0.50
5DN-00129	50258	Cs-134	0.196 SJ	0.022	0.0465	0.0864	0.00 - 0.50
5DN-00129	50258	Cs-137	0.0702	0.0131	0.0068	0.207	0.00 - 0.50
5DN-00129	50258	Eu-152	0.0379 J	0.0417	0.0272	0.0566	0.00 - 0.50
5DN-00129	50258	Eu-154	0.0287 U	0.0774	0.0236	0.15	0.00 - 0.50
5DN-00129	50258	Eu-155	0.0709 SJ	0.0686	0.0245	0.231	0.00 - 0.50
5DN-00129	50258	Ho-166m	-0.0081 U	0.0199	0.0064	0.0432	0.00 - 0.50
5DN-00129	50258	K-40	19.4	0.0943	1.26	32.4	0.00 - 0.50
5DN-00129	50258	Na-22	-0.0123 UJ	0.0177	0.0061	0.037	0.00 - 0.50
5DN-00129	50258	Nb-94	0.0078 SJ	0.0118	0.004	0.0214	0.00 - 0.50
5DN-00129	50258	Np-236	0.0054 U	0.0341	0.0124	0.047	0.00 - 0.50
5DN-00129	50258	Np-239	-0.006 U	0.116	0.0383	0.139	0.00 - 0.50
5DN-00129	50258	Pa-231	0.2 U	0.695	0.258	0.936	0.00 - 0.50
5DN-00129	50258	Pb-212	1.63	0.0353	0.108	2.69	0.00 - 0.50
5DN-00129	50258	Pb-214	0.974	0.0285	0.0481	1.7	0.00 - 0.50
5DN-00129	50258	Pu-238	0.0021	0.0057	0.0021	0.0415	0.00 - 0.50
5DN-00129	50258	Pu-239/240	0.0101	0.0189	0.0061	0.0404	0.00 - 0.50
5DN-00129	50258	Pu-244	0	0.0057	0.0021	0.0313	0.00 - 0.50
5DN-00129	50258	Sb-125	-0.0009 U	0.0418	0.0126	0.354	0.00 - 0.50
5DN-00129	50258	Sn-126	-0.0072 U	0.0129	0.0043	0.0237	0.00 - 0.50
5DN-00129	50258	Sr-90	0 U	0.318	0.0874	0.485	0.00 - 0.50
5DN-00129	50258	Th-228	1.38 L	0.0942	0.137	3.98	0.00 - 0.50
5DN-00129	50258	Th-229	0.0139 UL	0.0512	0.0139	0.145	0.00 - 0.50
5DN-00129	50258	Th-230	0.861 J	0.0511	0.0923	2.2	0.00 - 0.50
5DN-00129	50258	Th-232	1.06 L	0.0188	0.105	3.1	0.00 - 0.50

Table A.2
Analytical Results Summary
Subarea 5D, Round 1

Sample Location	Sample ID	Analyte Name	Activity	MDC	TPU	RTL	Sample Depth (feet bgs)
5DN-00129	50258	Th-234	1.66 J	0.288	0.171	3.19	0.00 - 0.50
5DN-00129	50258	Tl-208	0.469	0.0151	0.0257	0.937	0.00 - 0.50
5DN-00129	50258	Tm-171	8.11 U	17.1	10.6	72.4	0.00 - 0.50
5DN-00129	50258	U-233/234	0.891	0.0246	0.0864	2.02	0.00 - 0.50
5DN-00129	50258	U-235/236	0.0525	0.0129	0.0163	0.151	0.00 - 0.50
5DN-00129	50258	U-238	0.911	0.0105	0.0878	1.8	0.00 - 0.50
5DN-00129	50259	Ac-227	-0.0665 U	0.187	0.0584	0.217	1.00 - 3.50
5DN-00129	50259	Am-241	0.0041	0.0055	0.0029	0.0454	1.00 - 3.50
5DN-00129	50259	Bi-212	1.18	0.14	0.0963	2.15	1.00 - 3.50
5DN-00129	50259	Bi-214	1.23	0.027	0.0559	1.59	1.00 - 3.50
5DN-00129	50259	Cd-113m	83 J	129	43.7	3030	1.00 - 3.50
5DN-00129	50259	Cm-243/244	0.0012 U	0.0163	0.0036	0.0443	1.00 - 3.50
5DN-00129	50259	Co-60	0.0008 U	0.0166	0.0049	0.028	1.00 - 3.50
5DN-00129	50259	Cs-134	0.0026 U	0.0156	0.0052	0.0864	1.00 - 3.50
5DN-00129	50259	Cs-137	-0.0186 UJ	0.0155	0.0065	0.207	1.00 - 3.50
5DN-00129	50259	Eu-152	-0.0024 U	0.0449	0.0166	0.0566	1.00 - 3.50
5DN-00129	50259	Eu-154	0.0163 UJ	0.0884	0.03	0.15	1.00 - 3.50
5DN-00129	50259	Eu-155	0.0668 JS	0.0701	0.0281	0.231	1.00 - 3.50
5DN-00129	50259	Ho-166m	-0.0095 U	0.0242	0.0076	0.0432	1.00 - 3.50
5DN-00129	50259	K-40	19.6	0.113	1.12	32.4	1.00 - 3.50
5DN-00129	50259	Na-22	0.0137 J	0.0216	0.007	0.037	1.00 - 3.50
5DN-00129	50259	Nb-94	0.0056 U	0.0148	0.0045	0.0214	1.00 - 3.50
5DN-00129	50259	Np-236	-0.0157 U	0.0359	0.0115	0.047	1.00 - 3.50
5DN-00129	50259	Np-239	-0.0465 U	0.123	0.0384	0.139	1.00 - 3.50
5DN-00129	50259	Pa-231	0.266 U	0.775	0.246	0.936	1.00 - 3.50
5DN-00129	50259	Pb-212	1.83	0.0377	0.115	2.69	1.00 - 3.50
5DN-00129	50259	Pb-214	1.34	0.0316	0.0651	1.7	1.00 - 3.50
5DN-00129	50259	Pu-238	-0.0082 U	0.0558	0.011	0.0415	1.00 - 3.50
5DN-00129	50259	Pu-239/240	-0.0059 U	0.0462	0.0082	0.0404	1.00 - 3.50
5DN-00129	50259	Pu-244	0	0.0138	0.0051	0.0313	1.00 - 3.50
5DN-00129	50259	Sb-125	-0.0197 U	0.0463	0.015	0.354	1.00 - 3.50
5DN-00129	50259	Sn-126	0.0015 U	0.016	0.0047	0.0237	1.00 - 3.50
5DN-00129	50259	Sr-90	0.284	0.329	0.11	0.485	1.00 - 3.50
5DN-00129	50259	Th-228	1.39	0.0903	0.137	3.98	1.00 - 3.50

Table A.2
Analytical Results Summary
Subarea 5D, Round 1

Sample Location	Sample ID	Analyte Name	Activity	MDC	TPU	RTL	Sample Depth (feet bgs)
5DN-00129	50259	Th-229	0.0275	0.0507	0.0169	0.145	1.00 - 3.50
5DN-00129	50259	Th-230	0.955	0.0506	0.0991	2.2	1.00 - 3.50
5DN-00129	50259	Th-232	1.24	0.0186	0.118	3.1	1.00 - 3.50
5DN-00129	50259	Th-234	1.56	0.284	0.155	3.19	1.00 - 3.50
5DN-00129	50259	Tl-208	0.588	0.0175	0.0332	0.937	1.00 - 3.50
5DN-00129	50259	Tm-171	-15.2 UJ	13.7	6.08	72.4	1.00 - 3.50
5DN-00129	50259	U-233/234	1.52	0.022	0.155	2.02	1.00 - 3.50
5DN-00129	50259	U-235/236	0.0559	0.0793	0.0288	0.151	1.00 - 3.50
5DN-00129	50259	U-238	1.27	0.0518	0.136	1.8	1.00 - 3.50
5DN-00130	50260	Ac-227	-0.0402 U	0.18	0.0556	0.217	0.00 - 0.50
5DN-00130	50260	Am-241	0.002	0.0053	0.002	0.0454	0.00 - 0.50
5DN-00130	50260	Bi-212	0.93	0.144	0.0883	2.15	0.00 - 0.50
5DN-00130	50260	Bi-214	1.05	0.0268	0.0484	1.59	0.00 - 0.50
5DN-00130	50260	Cd-113m	8.81 U	122	37	3030	0.00 - 0.50
5DN-00130	50260	Cm-243/244	0.0014 U	0.0235	0.0057	0.0443	0.00 - 0.50
5DN-00130	50260	Co-60	0.0006 U	0.0175	0.0052	0.028	0.00 - 0.50
5DN-00130	50260	Cs-134	0.0096 SJ	0.0162	0.0058	0.0864	0.00 - 0.50
5DN-00130	50260	Cs-137	0.0746	0.0148	0.0076	0.207	0.00 - 0.50
5DN-00130	50260	Eu-152	-0.0348 UJ	0.0438	0.0161	0.0566	0.00 - 0.50
5DN-00130	50260	Eu-154	-0.0351 U	0.0901	0.0282	0.15	0.00 - 0.50
5DN-00130	50260	Eu-155	0.0687 SJ	0.0646	0.0208	0.231	0.00 - 0.50
5DN-00130	50260	Ho-166m	0.0057 U	0.0246	0.0074	0.0432	0.00 - 0.50
5DN-00130	50260	K-40	22	0.117	1.31	32.4	0.00 - 0.50
5DN-00130	50260	Na-22	0.0056 U	0.0216	0.0075	0.037	0.00 - 0.50
5DN-00130	50260	Nb-94	0.0102 SJ	0.0143	0.0048	0.0214	0.00 - 0.50
5DN-00130	50260	Np-236	-0.0053 U	0.0332	0.0099	0.047	0.00 - 0.50
5DN-00130	50260	Np-239	0.0303 U	0.12	0.0368	0.139	0.00 - 0.50
5DN-00130	50260	Pa-231	-0.0612 U	0.732	0.224	0.936	0.00 - 0.50
5DN-00130	50260	Pb-212	1.61	0.0365	0.0989	2.69	0.00 - 0.50
5DN-00130	50260	Pb-214	1.11	0.0313	0.0545	1.7	0.00 - 0.50
5DN-00130	50260	Pu-238	-0.0036 U	0.0243	0.0048	0.0415	0.00 - 0.50
5DN-00130	50260	Pu-239/240	-0.0023 U	0.0276	0.0061	0.0404	0.00 - 0.50
5DN-00130	50260	Pu-244	-0.0032 U	0.0175	0.0032	0.0313	0.00 - 0.50
5DN-00130	50260	Sb-125	0.0191 U	0.0465	0.0141	0.354	0.00 - 0.50

Table A.2
Analytical Results Summary
Subarea 5D, Round 1

Sample Location	Sample ID	Analyte Name	Activity	MDC	TPU	RTL	Sample Depth (feet bgs)
5DN-00130	50260	Sn-126	0.002 U	0.0152	0.0046	0.0237	0.00 - 0.50
5DN-00130	50260	Sr-90	0.31	0.343	0.116	0.485	0.00 - 0.50
5DN-00130	50260	Th-228	1.37 L	0.12	0.145	3.98	0.00 - 0.50
5DN-00130	50260	Th-229	0.0683	0.0789	0.0298	0.145	0.00 - 0.50
5DN-00130	50260	Th-230	0.773 L	0.0787	0.0929	2.2	0.00 - 0.50
5DN-00130	50260	Th-232	1.02 L	0.0684	0.109	3.1	0.00 - 0.50
5DN-00130	50260	Th-234	1.53	0.259	0.139	3.19	0.00 - 0.50
5DN-00130	50260	Tl-208	0.5	0.0185	0.0283	0.937	0.00 - 0.50
5DN-00130	50260	Tm-171	-4.08 U	12.8	4.6	72.4	0.00 - 0.50
5DN-00130	50260	U-233/234	0.871	0.0405	0.0954	2.02	0.00 - 0.50
5DN-00130	50260	U-235/236	0.0471	0.0213	0.0195	0.151	0.00 - 0.50
5DN-00130	50260	U-238	0.852	0.0172	0.0936	1.8	0.00 - 0.50
5DN-00130	50261	Ac-227	-0.0829 U	0.18	0.057	0.217	1.00 - 4.00
5DN-00130	50261	Am-241	-0.0009 U	0.0155	0.0028	0.0454	1.00 - 4.00
5DN-00130	50261	Bi-212	1.05	0.16	0.0981	2.15	1.00 - 4.00
5DN-00130	50261	Bi-214	0.805	0.0302	0.0398	1.59	1.00 - 4.00
5DN-00130	50261	Cd-113m	-62.4 U	124	41.1	3030	1.00 - 4.00
5DN-00130	50261	Cm-243/244	-0.0113 U	0.0309	0.0061	0.0443	1.00 - 4.00
5DN-00130	50261	Co-60	0.0027 UJ	0.0201	0.0059	0.028	1.00 - 4.00
5DN-00130	50261	Cs-134	0.0052 UJ	0.0176	0.0059	0.0864	1.00 - 4.00
5DN-00130	50261	Cs-137	-0.0103 U	0.0173	0.0058	0.207	1.00 - 4.00
5DN-00130	50261	Eu-152	-0.0546 UJ	0.0448	0.0195	0.0566	1.00 - 4.00
5DN-00130	50261	Eu-154	-0.0631 U	0.0963	0.0328	0.15	1.00 - 4.00
5DN-00130	50261	Eu-155	0.0951 JS	0.0706	0.0306	0.231	1.00 - 4.00
5DN-00130	50261	Ho-166m	-0.0061 U	0.0266	0.0081	0.0432	1.00 - 4.00
5DN-00130	50261	K-40	17.9	0.136	1.1	32.4	1.00 - 4.00
5DN-00130	50261	Na-22	0.0012 U	0.0243	0.0083	0.037	1.00 - 4.00
5DN-00130	50261	Nb-94	0.0055 U	0.0159	0.0048	0.0214	1.00 - 4.00
5DN-00130	50261	Np-236	-0.0035 U	0.0354	0.0107	0.047	1.00 - 4.00
5DN-00130	50261	Np-239	-0.0195 U	0.125	0.0369	0.139	1.00 - 4.00
5DN-00130	50261	Pa-231	-0.0875 U	0.772	0.23	0.936	1.00 - 4.00
5DN-00130	50261	Pb-212	1.84	0.0381	0.11	2.69	1.00 - 4.00
5DN-00130	50261	Pb-214	0.91	0.0327	0.0452	1.7	1.00 - 4.00
5DN-00130	50261	Pu-238	0	0.0066	0.0024	0.0415	1.00 - 4.00

Table A.2
Analytical Results Summary
Subarea 5D, Round 1

Sample Location	Sample ID	Analyte Name	Activity	MDC	TPU	RTL	Sample Depth (feet bgs)
5DN-00130	50261	Pu-239/240	0	0.0066	0.0024	0.0404	1.00 - 4.00
5DN-00130	50261	Pu-244	0.0073	0.0066	0.0042	0.0313	1.00 - 4.00
5DN-00130	50261	Sb-125	0.0162 U	0.0505	0.0155	0.354	1.00 - 4.00
5DN-00130	50261	Sn-126	0.0008 U	0.0169	0.005	0.0237	1.00 - 4.00
5DN-00130	50261	Sr-90	0.0162 U	0.205	0.0558	0.485	1.00 - 4.00
5DN-00130	50261	Th-228	1.87	0.126	0.168	3.98	1.00 - 4.00
5DN-00130	50261	Th-229	0.0201 U	0.0621	0.0177	0.145	1.00 - 4.00
5DN-00130	50261	Th-230	0.967	0.062	0.0988	2.2	1.00 - 4.00
5DN-00130	50261	Th-232	1.6	0.018	0.138	3.1	1.00 - 4.00
5DN-00130	50261	Th-234	1.67 J	0.284	0.168	3.19	1.00 - 4.00
5DN-00130	50261	Tl-208	0.59	0.0196	0.0333	0.937	1.00 - 4.00
5DN-00130	50261	Tm-171	0.715 U	17.1	5.57	72.4	1.00 - 4.00
5DN-00130	50261	U-233/234	1.06	0.0374	0.0995	2.02	1.00 - 4.00
5DN-00130	50261	U-235/236	0.0678	0.0462	0.0224	0.151	1.00 - 4.00
5DN-00130	50261	U-238	1.04	0.0302	0.0982	1.8	1.00 - 4.00
5DN-00131	50262	Ac-227	0.0088 U	0.199	0.061	0.217	0.00 - 0.50
5DN-00131	50262	Am-241	0.0042 UJ	0.054	0.0135	0.0454	0.00 - 0.50
5DN-00131	50262	Bi-212	1.16	0.14	0.0956	2.15	0.00 - 0.50
5DN-00131	50262	Bi-214	0.998	0.0294	0.0459	1.59	0.00 - 0.50
5DN-00131	50262	Cd-113m	14.9 U	133	42.2	3030	0.00 - 0.50
5DN-00131	50262	Cm-243/244	0.0087 UJ	0.0552	0.0145	0.0443	0.00 - 0.50
5DN-00131	50262	Co-60	0.0037 U	0.0174	0.0051	0.028	0.00 - 0.50
5DN-00131	50262	Cs-134	0.0067 U	0.0173	0.006	0.0864	0.00 - 0.50
5DN-00131	50262	Cs-137	0.0595	0.0161	0.0083	0.207	0.00 - 0.50
5DN-00131	50262	Eu-152	-0.0145 U	0.0472	0.0207	0.0566	0.00 - 0.50
5DN-00131	50262	Eu-154	-0.0343 U	0.0904	0.0281	0.15	0.00 - 0.50
5DN-00131	50262	Eu-155	0.079 JS	0.076	0.0286	0.231	0.00 - 0.50
5DN-00131	50262	Ho-166m	-0.0057 U	0.0248	0.0077	0.0432	0.00 - 0.50
5DN-00131	50262	K-40	21.7	0.126	1.32	32.4	0.00 - 0.50
5DN-00131	50262	Na-22	-0.0068 U	0.0213	0.0066	0.037	0.00 - 0.50
5DN-00131	50262	Nb-94	0.0024 U	0.0143	0.0043	0.0214	0.00 - 0.50
5DN-00131	50262	Np-236	0.0165 U	0.0385	0.0129	0.047	0.00 - 0.50
5DN-00131	50262	Np-239	-0.0631 U	0.132	0.0435	0.139	0.00 - 0.50
5DN-00131	50262	Pa-231	-0.0494 U	0.817	0.273	0.936	0.00 - 0.50

Table A.2
Analytical Results Summary
Subarea 5D, Round 1

Sample Location	Sample ID	Analyte Name	Activity	MDC	TPU	RTL	Sample Depth (feet bgs)
5DN-00131	50262	Pb-212	1.73	0.0411	0.106	2.69	0.00 - 0.50
5DN-00131	50262	Pb-214	1.17	0.0328	0.0558	1.7	0.00 - 0.50
5DN-00131	50262	Pu-238	0.0005 U	0.0121	0.0023	0.0415	0.00 - 0.50
5DN-00131	50262	Pu-239/240	0.0048 U	0.0149	0.0042	0.0404	0.00 - 0.50
5DN-00131	50262	Pu-244	0.0076	0.0051	0.0038	0.0313	0.00 - 0.50
5DN-00131	50262	Sb-125	-0.0043 U	0.0475	0.0141	0.354	0.00 - 0.50
5DN-00131	50262	Sn-126	-0.0047 U	0.0154	0.0048	0.0237	0.00 - 0.50
5DN-00131	50262	Sr-90	0.161	0.259	0.0823	0.485	0.00 - 0.50
5DN-00131	50262	Th-228	1.34	0.148	0.15	3.98	0.00 - 0.50
5DN-00131	50262	Th-229	0.0336	0.0781	0.0239	0.145	0.00 - 0.50
5DN-00131	50262	Th-230	0.83	0.0227	0.0984	2.2	0.00 - 0.50
5DN-00131	50262	Th-232	1.05	0.0616	0.115	3.1	0.00 - 0.50
5DN-00131	50262	Th-234	1.55 J	0.305	0.162	3.19	0.00 - 0.50
5DN-00131	50262	Tl-208	0.493	0.0194	0.0278	0.937	0.00 - 0.50
5DN-00131	50262	Tm-171	-8.28 U	17.7	6.31	72.4	0.00 - 0.50
5DN-00131	50262	U-233/234	0.868	0.0486	0.087	2.02	0.00 - 0.50
5DN-00131	50262	U-235/236	0.0352	0.0466	0.0169	0.151	0.00 - 0.50
5DN-00131	50262	U-238	0.894	0.0328	0.0884	1.8	0.00 - 0.50
5DN-00131	50263	Ac-227	-0.0543 U	0.206	0.0626	0.217	1.00 - 4.50
5DN-00131	50263	Am-241	-0.0007 U	0.0253	0.0058	0.0454	1.00 - 4.50
5DN-00131	50263	Bi-212	0.968	0.154	0.0933	2.15	1.00 - 4.50
5DN-00131	50263	Bi-214	1.11	0.0308	0.0527	1.59	1.00 - 4.50
5DN-00131	50263	Cd-113m	14.6 U	139	42.7	3030	1.00 - 4.50
5DN-00131	50263	Cm-243/244	-0.0061 U	0.0288	0.0059	0.0443	1.00 - 4.50
5DN-00131	50263	Co-60	-0.0056 U	0.0178	0.0055	0.028	1.00 - 4.50
5DN-00131	50263	Cs-134	0.0049 U	0.0178	0.006	0.0864	1.00 - 4.50
5DN-00131	50263	Cs-137	0.0247	0.0172	0.0073	0.207	1.00 - 4.50
5DN-00131	50263	Eu-152	-0.0456 UJ	0.0493	0.0192	0.0566	1.00 - 4.50
5DN-00131	50263	Eu-154	0.0249 UJ	0.0986	0.034	0.15	1.00 - 4.50
5DN-00131	50263	Eu-155	0.0794 JS	0.0802	0.0306	0.231	1.00 - 4.50
5DN-00131	50263	Ho-166m	0.0058 U	0.0262	0.0077	0.0432	1.00 - 4.50
5DN-00131	50263	K-40	21.2	0.142	1.24	32.4	1.00 - 4.50
5DN-00131	50263	Na-22	-0.0107 U	0.0234	0.0075	0.037	1.00 - 4.50
5DN-00131	50263	Nb-94	0.0138 JS	0.0159	0.0055	0.0214	1.00 - 4.50

Table A.2
Analytical Results Summary
Subarea 5D, Round 1

Sample Location	Sample ID	Analyte Name	Activity	MDC	TPU	RTL	Sample Depth (feet bgs)
5DN-00131	50263	Np-236	-0.0003 U	0.039	0.012	0.047	1.00 - 4.50
5DN-00131	50263	Np-239	0.0039 U	0.138	0.0407	0.139	1.00 - 4.50
5DN-00131	50263	Pa-231	0.016 U	0.835	0.248	0.936	1.00 - 4.50
5DN-00131	50263	Pb-212	1.7	0.0414	0.113	2.69	1.00 - 4.50
5DN-00131	50263	Pb-214	1.23	0.0336	0.0604	1.7	1.00 - 4.50
5DN-00131	50263	Pu-238	-0.0017 U	0.0492	0.0117	0.0415	1.00 - 4.50
5DN-00131	50263	Pu-239/240	0.001 U	0.0228	0.0044	0.0404	1.00 - 4.50
5DN-00131	50263	Pu-244	0.0072	0.0097	0.0051	0.0313	1.00 - 4.50
5DN-00131	50263	Sb-125	-0.0075 U	0.0491	0.0151	0.354	1.00 - 4.50
5DN-00131	50263	Sn-126	-0.0048 U	0.0164	0.005	0.0237	1.00 - 4.50
5DN-00131	50263	Sr-90	0.137	0.231	0.0734	0.485	1.00 - 4.50
5DN-00131	50263	Th-228	1.42	0.0275	0.148	3.98	1.00 - 4.50
5DN-00131	50263	Th-229	0.0333	0.0612	0.0205	0.145	1.00 - 4.50
5DN-00131	50263	Th-230	0.896	0.0611	0.103	2.2	1.00 - 4.50
5DN-00131	50263	Th-232	1.42	0.0224	0.139	3.1	1.00 - 4.50
5DN-00131	50263	Th-234	1.68 J	0.317	0.192	3.19	1.00 - 4.50
5DN-00131	50263	Tl-208	0.498	0.0194	0.0289	0.937	1.00 - 4.50
5DN-00131	50263	Tm-171	-15.6 UJ	19	7.56	72.4	1.00 - 4.50
5DN-00131	50263	U-233/234	1.15	0.0341	0.116	2.02	1.00 - 4.50
5DN-00131	50263	U-235/236	0.0397	0.0179	0.0165	0.151	1.00 - 4.50
5DN-00131	50263	U-238	0.986	0.0341	0.103	1.8	1.00 - 4.50
5DN-00132	50264	Ac-227	0.0369 U	0.173	0.0518	0.217	0.00 - 0.50
5DN-00132	50264	Am-241	0.0079 U	0.0427	0.0115	0.0454	0.00 - 0.50
5DN-00132	50264	Bi-212	0.89	0.131	0.0799	2.15	0.00 - 0.50
5DN-00132	50264	Bi-214	0.914	0.0269	0.0433	1.59	0.00 - 0.50
5DN-00132	50264	Cd-113m	-5.19 U	111	34.3	3030	0.00 - 0.50
5DN-00132	50264	Cm-243/244	0.0264	0.0203	0.01	0.0443	0.00 - 0.50
5DN-00132	50264	Co-60	-0.0048 U	0.016	0.005	0.028	0.00 - 0.50
5DN-00132	50264	Cs-134	0.0049 U	0.0156	0.0052	0.0864	0.00 - 0.50
5DN-00132	50264	Cs-137	0.0362	0.0143	0.0058	0.207	0.00 - 0.50
5DN-00132	50264	Eu-152	-0.0165 U	0.0399	0.0155	0.0566	0.00 - 0.50
5DN-00132	50264	Eu-154	-0.0107 U	0.088	0.0264	0.15	0.00 - 0.50
5DN-00132	50264	Eu-155	0.0425 JS	0.066	0.0227	0.231	0.00 - 0.50
5DN-00132	50264	Ho-166m	0.0028 U	0.0229	0.0067	0.0432	0.00 - 0.50

Table A.2
Analytical Results Summary
Subarea 5D, Round 1

Sample Location	Sample ID	Analyte Name	Activity	MDC	TPU	RTL	Sample Depth (feet bgs)
5DN-00132	50264	K-40	21.1	0.0993	1.21	32.4	0.00 - 0.50
5DN-00132	50264	Na-22	0.0077 U	0.0208	0.0064	0.037	0.00 - 0.50
5DN-00132	50264	Nb-94	0.0014 U	0.0131	0.0038	0.0214	0.00 - 0.50
5DN-00132	50264	Np-236	-0.0146 U	0.0321	0.0101	0.047	0.00 - 0.50
5DN-00132	50264	Np-239	0.0014 U	0.112	0.0333	0.139	0.00 - 0.50
5DN-00132	50264	Pa-231	0.117 U	0.691	0.207	0.936	0.00 - 0.50
5DN-00132	50264	Pb-212	1.47	0.0346	0.093	2.69	0.00 - 0.50
5DN-00132	50264	Pb-214	0.941	0.0287	0.0474	1.7	0.00 - 0.50
5DN-00132	50264	Pu-238	0	0.006	0.0022	0.0415	0.00 - 0.50
5DN-00132	50264	Pu-239/240	0.0154	0.006	0.0059	0.0404	0.00 - 0.50
5DN-00132	50264	Pu-244	0.0066	0.006	0.0038	0.0313	0.00 - 0.50
5DN-00132	50264	Sb-125	-0.006 U	0.0426	0.0131	0.354	0.00 - 0.50
5DN-00132	50264	Sn-126	-0.0031 U	0.0144	0.0043	0.0237	0.00 - 0.50
5DN-00132	50264	Sr-90	0 U	0.213	0.0557	0.485	0.00 - 0.50
5DN-00132	50264	Th-228	0.879	0.122	0.113	3.98	0.00 - 0.50
5DN-00132	50264	Th-229	0.0081 UJ	0.0872	0.0214	0.145	0.00 - 0.50
5DN-00132	50264	Th-230	0.582	0.0219	0.0776	2.2	0.00 - 0.50
5DN-00132	50264	Th-232	0.781	0.0593	0.0939	3.1	0.00 - 0.50
5DN-00132	50264	Th-234	1.33 J	0.261	0.135	3.19	0.00 - 0.50
5DN-00132	50264	Tl-208	0.459	0.0165	0.0272	0.937	0.00 - 0.50
5DN-00132	50264	Tm-171	-2.09 U	12.8	4.5	72.4	0.00 - 0.50
5DN-00132	50264	U-233/234	0.918	0.0381	0.0882	2.02	0.00 - 0.50
5DN-00132	50264	U-235/236	0.0423	0.0127	0.0144	0.151	0.00 - 0.50
5DN-00132	50264	U-238	0.978	0.0242	0.0923	1.8	0.00 - 0.50
5DN-00132	50265	Ac-227	-0.0387 U	0.211	0.0757	0.217	1.00 - 5.00
5DN-00132	50265	Am-241	0.0063	0.0057	0.0036	0.0454	1.00 - 5.00
5DN-00132	50265	Bi-212	0.933 J	0.155	0.0961	2.15	1.00 - 5.00
5DN-00132	50265	Bi-214	1.06	0.0316	0.0498	1.59	1.00 - 5.00
5DN-00132	50265	Cd-113m	-44.5 U	141	55.7	3030	1.00 - 5.00
5DN-00132	50265	Cm-243/244	0.0024 U	0.0214	0.0053	0.0443	1.00 - 5.00
5DN-00132	50265	Co-60	-0.0008 U	0.0199	0.0058	0.028	1.00 - 5.00
5DN-00132	50265	Cs-134	-0.0058 U	0.0182	0.0064	0.0864	1.00 - 5.00
5DN-00132	50265	Cs-137	0.0028 U	0.0186	0.0063	0.207	1.00 - 5.00
5DN-00132	50265	Eu-152	-0.01 U	0.0524	0.0192	0.0566	1.00 - 5.00

Table A.2
Analytical Results Summary
Subarea 5D, Round 1

Sample Location	Sample ID	Analyte Name	Activity	MDC	TPU	RTL	Sample Depth (feet bgs)
5DN-00132	50265	Eu-154	0.112 J	0.113	0.0451	0.15	1.00 - 5.00
5DN-00132	50265	Eu-155	0.0412 U	0.0853	0.0269	0.231	1.00 - 5.00
5DN-00132	50265	Ho-166m	0.0018 U	0.0277	0.0081	0.0432	1.00 - 5.00
5DN-00132	50265	K-40	20.4	0.155	1.27	32.4	1.00 - 5.00
5DN-00132	50265	Na-22	0.0037 U	0.0259	0.0076	0.037	1.00 - 5.00
5DN-00132	50265	Nb-94	0.0075 U	0.0166	0.0051	0.0214	1.00 - 5.00
5DN-00132	50265	Np-236	0.0238 JS	0.0423	0.0137	0.047	1.00 - 5.00
5DN-00132	50265	Np-239	-0.011 U	0.142	0.0437	0.139	1.00 - 5.00
5DN-00132	50265	Pa-231	0.0436 U	0.874	0.271	0.936	1.00 - 5.00
5DN-00132	50265	Pb-212	1.61	0.043	0.107	2.69	1.00 - 5.00
5DN-00132	50265	Pb-214	1.15	0.036	0.0582	1.7	1.00 - 5.00
5DN-00132	50265	Pu-238	0.0086 U	0.0595	0.0154	0.0415	1.00 - 5.00
5DN-00132	50265	Pu-239/240	0.0065 U	0.0323	0.0081	0.0404	1.00 - 5.00
5DN-00132	50265	Pu-244	0.0116	0.0323	0.0095	0.0313	1.00 - 5.00
5DN-00132	50265	Sb-125	-0.0051 U	0.0525	0.0158	0.354	1.00 - 5.00
5DN-00132	50265	Sn-126	0.0076 U	0.019	0.0057	0.0237	1.00 - 5.00
5DN-00132	50265	Sr-90	0.0506 U	0.158	0.0461	0.485	1.00 - 5.00
5DN-00132	50265	Th-228	1.61	0.109	0.127	3.98	1.00 - 5.00
5DN-00132	50265	Th-229	0.0593	0.0459	0.0199	0.145	1.00 - 5.00
5DN-00132	50265	Th-230	1.07	0.0592	0.0895	2.2	1.00 - 5.00
5DN-00132	50265	Th-232	0.978	0.0133	0.083	3.1	1.00 - 5.00
5DN-00132	50265	Th-234	1.32 J	0.422	0.347	3.19	1.00 - 5.00
5DN-00132	50265	Tl-208	0.52	0.0207	0.0297	0.937	1.00 - 5.00
5DN-00132	50265	Tm-171	-12.9 U	23.7	7.65	72.4	1.00 - 5.00
5DN-00132	50265	U-233/234	1.01	0.0369	0.101	2.02	1.00 - 5.00
5DN-00132	50265	U-235/236	0.038	0.0456	0.0176	0.151	1.00 - 5.00
5DN-00132	50265	U-238	1.01	0.0127	0.1	1.8	1.00 - 5.00
5DN-00133	50266	Ac-227	0.0138 U	0.181	0.0552	0.217	0.00 - 0.50
5DN-00133	50266	Am-241	0.0083 U	0.0348	0.0096	0.0454	0.00 - 0.50
5DN-00133	50266	Bi-212	0.927	0.154	0.0856	2.15	0.00 - 0.50
5DN-00133	50266	Bi-214	1.02	0.0291	0.0483	1.59	0.00 - 0.50
5DN-00133	50266	Cd-113m	-62.4 U	120	42.2	3030	0.00 - 0.50
5DN-00133	50266	Cm-243/244	-0.0087 U	0.0356	0.0068	0.0443	0.00 - 0.50
5DN-00133	50266	Co-60	-0.0025 U	0.0183	0.0056	0.028	0.00 - 0.50

Table A.2
Analytical Results Summary
Subarea 5D, Round 1

Sample Location	Sample ID	Analyte Name	Activity	MDC	TPU	RTL	Sample Depth (feet bgs)
5DN-00133	50266	Cs-134	0.007 U	0.0169	0.0058	0.0864	0.00 - 0.50
5DN-00133	50266	Cs-137	0.0058 U	0.0165	0.0057	0.207	0.00 - 0.50
5DN-00133	50266	Eu-152	-0.0147 U	0.0437	0.0133	0.0566	0.00 - 0.50
5DN-00133	50266	Eu-154	-0.0709 UJ	0.099	0.0348	0.15	0.00 - 0.50
5DN-00133	50266	Eu-155	0.0889 JS	0.0652	0.0305	0.231	0.00 - 0.50
5DN-00133	50266	Ho-166m	-0.0105 U	0.0249	0.0082	0.0432	0.00 - 0.50
5DN-00133	50266	K-40	22	0.128	1.25	32.4	0.00 - 0.50
5DN-00133	50266	Na-22	-0.001 U	0.0234	0.0075	0.037	0.00 - 0.50
5DN-00133	50266	Nb-94	0 U	0.0144	0.0044	0.0214	0.00 - 0.50
5DN-00133	50266	Np-236	-0.009 U	0.0337	0.0102	0.047	0.00 - 0.50
5DN-00133	50266	Np-239	-0.0272 U	0.119	0.0372	0.139	0.00 - 0.50
5DN-00133	50266	Pa-231	0.15 U	0.749	0.232	0.936	0.00 - 0.50
5DN-00133	50266	Pb-212	1.64	0.0372	0.0984	2.69	0.00 - 0.50
5DN-00133	50266	Pb-214	1.18	0.0305	0.0559	1.7	0.00 - 0.50
5DN-00133	50266	Pu-238	0.0012 U	0.0173	0.0038	0.0415	0.00 - 0.50
5DN-00133	50266	Pu-239/240	0.0109	0.0059	0.0049	0.0404	0.00 - 0.50
5DN-00133	50266	Pu-244	0.0066	0.0059	0.0038	0.0313	0.00 - 0.50
5DN-00133	50266	Sb-125	0.0035 U	0.0466	0.0136	0.354	0.00 - 0.50
5DN-00133	50266	Sn-126	0.005 U	0.0164	0.005	0.0237	0.00 - 0.50
5DN-00133	50266	Sr-90	0.0057 U	0.214	0.0577	0.485	0.00 - 0.50
5DN-00133	50266	Th-228	1.27	0.151	0.146	3.98	0.00 - 0.50
5DN-00133	50266	Th-229	0.0172 UJ	0.103	0.0272	0.145	0.00 - 0.50
5DN-00133	50266	Th-230	0.83	0.063	0.0997	2.2	0.00 - 0.50
5DN-00133	50266	Th-232	0.913	0.0231	0.105	3.1	0.00 - 0.50
5DN-00133	50266	Th-234	1.61	0.263	0.156	3.19	0.00 - 0.50
5DN-00133	50266	Tl-208	0.513	0.0194	0.0291	0.937	0.00 - 0.50
5DN-00133	50266	Tm-171	-5.8 U	15	5.43	72.4	0.00 - 0.50
5DN-00133	50266	U-233/234	0.981	0.0238	0.0921	2.02	0.00 - 0.50
5DN-00133	50266	U-235/236	0.0626	0.0364	0.019	0.151	0.00 - 0.50
5DN-00133	50266	U-238	0.873	0.0295	0.0842	1.8	0.00 - 0.50
5DN-00133	50267	Ac-227	-0.129 U	0.242	0.0788	0.217	1.00 - 5.00
5DN-00133	50267	Am-241	-0.0008 U	0.0151	0.0027	0.0454	1.00 - 5.00
5DN-00133	50267	Bi-212	1.19 J	0.22	0.127	2.15	1.00 - 5.00
5DN-00133	50267	Bi-214	1.13	0.0411	0.0573	1.59	1.00 - 5.00

Table A.2
Analytical Results Summary
Subarea 5D, Round 1

Sample Location	Sample ID	Analyte Name	Activity	MDC	TPU	RTL	Sample Depth (feet bgs)
5DN-00133	50267	Cd-113m	8.59 U	168	49.5	3030	1.00 - 5.00
5DN-00133	50267	Cm-243/244	0.0011 U	0.0154	0.0034	0.0443	1.00 - 5.00
5DN-00133	50267	Co-60	-0.0035 U	0.0265	0.0078	0.028	1.00 - 5.00
5DN-00133	50267	Cs-134	-0.0073 U	0.0247	0.0086	0.0864	1.00 - 5.00
5DN-00133	50267	Cs-137	-0.0116 U	0.0229	0.0074	0.207	1.00 - 5.00
5DN-00133	50267	Eu-152	0.0005 U	0.0634	0.0216	0.0566	1.00 - 5.00
5DN-00133	50267	Eu-154	-0.0947 U	0.137	0.0487	0.15	1.00 - 5.00
5DN-00133	50267	Eu-155	0.0723 SJ	0.0846	0.0317	0.231	1.00 - 5.00
5DN-00133	50267	Ho-166m	0.0107 U	0.0398	0.0117	0.0432	1.00 - 5.00
5DN-00133	50267	K-40	18.7	0.198	1.08	32.4	1.00 - 5.00
5DN-00133	50267	Na-22	0.0073 U	0.0356	0.0103	0.037	1.00 - 5.00
5DN-00133	50267	Nb-94	0.005 U	0.0218	0.0064	0.0214	1.00 - 5.00
5DN-00133	50267	Np-236	-0.0092 U	0.0435	0.0136	0.047	1.00 - 5.00
5DN-00133	50267	Np-239	0.0522 U	0.163	0.049	0.139	1.00 - 5.00
5DN-00133	50267	Pa-231	-0.0779 U	0.995	0.319	0.936	1.00 - 5.00
5DN-00133	50267	Pb-212	1.82	0.0486	0.107	2.69	1.00 - 5.00
5DN-00133	50267	Pb-214	1.23	0.0432	0.0601	1.7	1.00 - 5.00
5DN-00133	50267	Pu-238	-0.0024 U	0.042	0.0097	0.0415	1.00 - 5.00
5DN-00133	50267	Pu-239/240	0.0009 U	0.0204	0.004	0.0404	1.00 - 5.00
5DN-00133	50267	Pu-244	0.0064	0.0087	0.0045	0.0313	1.00 - 5.00
5DN-00133	50267	Sb-125	-0.0074 U	0.067	0.0204	0.354	1.00 - 5.00
5DN-00133	50267	Sn-126	0.0066 U	0.024	0.007	0.0237	1.00 - 5.00
5DN-00133	50267	Sr-90	0.0003 U	0.163	0.045	0.485	1.00 - 5.00
5DN-00133	50267	Th-228	1.43 J	0.169	0.175	3.98	1.00 - 5.00
5DN-00133	50267	Th-229	0.0224	0.0304	0.0159	0.145	1.00 - 5.00
5DN-00133	50267	Th-230	0.895	0.134	0.12	2.2	1.00 - 5.00
5DN-00133	50267	Th-232	1.25	0.0821	0.145	3.1	1.00 - 5.00
5DN-00133	50267	Th-234	1.86 J	0.341	0.189	3.19	1.00 - 5.00
5DN-00133	50267	Tl-208	0.582	0.0276	0.036	0.937	1.00 - 5.00
5DN-00133	50267	Tm-171	-10.5 U	17	6.31	72.4	1.00 - 5.00
5DN-00133	50267	U-233/234	1.05	0.04	0.113	2.02	1.00 - 5.00
5DN-00133	50267	U-235/236	0.0621	0.021	0.0224	0.151	1.00 - 5.00
5DN-00133	50267	U-238	0.882	0.0495	0.0998	1.8	1.00 - 5.00
5DN-00134	50268	Ac-227	-0.0546 U	0.176	0.0538	0.217	0.00 - 0.50

Table A.2
Analytical Results Summary
Subarea 5D, Round 1

Sample Location	Sample ID	Analyte Name	Activity	MDC	TPU	RTL	Sample Depth (feet bgs)
5DN-00134	50268	Am-241	0.0063	0.0123	0.0041	0.0454	0.00 - 0.50
5DN-00134	50268	Bi-212	1.04	0.152	0.0997	2.15	0.00 - 0.50
5DN-00134	50268	Bi-214	0.925	0.029	0.0432	1.59	0.00 - 0.50
5DN-00134	50268	Cd-113m	5.79 U	121	36.8	3030	0.00 - 0.50
5DN-00134	50268	Cm-243/244	0.0039	0.0053	0.0028	0.0443	0.00 - 0.50
5DN-00134	50268	Co-60	0.0001 U	0.0177	0.0052	0.028	0.00 - 0.50
5DN-00134	50268	Cs-134	0.0106 JS	0.0175	0.0062	0.0864	0.00 - 0.50
5DN-00134	50268	Cs-137	0.0077 U	0.0177	0.0054	0.207	0.00 - 0.50
5DN-00134	50268	Eu-152	0.005 U	0.0438	0.016	0.0566	0.00 - 0.50
5DN-00134	50268	Eu-154	-0.0544 U	0.0969	0.0319	0.15	0.00 - 0.50
5DN-00134	50268	Eu-155	0.0874 JS	0.0653	0.0253	0.231	0.00 - 0.50
5DN-00134	50268	Ho-166m	0.0006 U	0.0254	0.0075	0.0432	0.00 - 0.50
5DN-00134	50268	K-40	18.9	0.112	1.16	32.4	0.00 - 0.50
5DN-00134	50268	Na-22	-0.0023 U	0.0247	0.0074	0.037	0.00 - 0.50
5DN-00134	50268	Nb-94	0.0013 U	0.0152	0.0045	0.0214	0.00 - 0.50
5DN-00134	50268	Np-236	-0.0089 U	0.0332	0.0103	0.047	0.00 - 0.50
5DN-00134	50268	Np-239	-0.0041 U	0.115	0.0335	0.139	0.00 - 0.50
5DN-00134	50268	Pa-231	-0.117 U	0.715	0.214	0.936	0.00 - 0.50
5DN-00134	50268	Pb-212	1.51	0.0368	0.0902	2.69	0.00 - 0.50
5DN-00134	50268	Pb-214	1	0.0308	0.0488	1.7	0.00 - 0.50
5DN-00134	50268	Pu-238	-0.0031 U	0.0169	0.0031	0.0415	0.00 - 0.50
5DN-00134	50268	Pu-239/240	0.0085	0.0058	0.0043	0.0404	0.00 - 0.50
5DN-00134	50268	Pu-244	0.0085	0.0058	0.0043	0.0313	0.00 - 0.50
5DN-00134	50268	Sb-125	0.002 U	0.0475	0.0143	0.354	0.00 - 0.50
5DN-00134	50268	Sn-126	-0.0058 U	0.0161	0.0051	0.0237	0.00 - 0.50
5DN-00134	50268	Sr-90	0.176	0.219	0.0726	0.485	0.00 - 0.50
5DN-00134	50268	Th-228	1.42 J	0.107	0.157	3.98	0.00 - 0.50
5DN-00134	50268	Th-229	0.0411 L	0.0612	0.0227	0.145	0.00 - 0.50
5DN-00134	50268	Th-230	0.896 L	0.0756	0.108	2.2	0.00 - 0.50
5DN-00134	50268	Th-232	1.1 L	0.0609	0.123	3.1	0.00 - 0.50
5DN-00134	50268	Th-234	1.54 J	0.271	0.159	3.19	0.00 - 0.50
5DN-00134	50268	Tl-208	0.482	0.0197	0.0281	0.937	0.00 - 0.50
5DN-00134	50268	Tm-171	3.87 U	16.1	5.29	72.4	0.00 - 0.50
5DN-00134	50268	U-233/234	0.776	0.0508	0.0921	2.02	0.00 - 0.50

Table A.2
Analytical Results Summary
Subarea 5D, Round 1

Sample Location	Sample ID	Analyte Name	Activity	MDC	TPU	RTL	Sample Depth (feet bgs)
5DN-00134	50268	U-235/236	0.0319	0.0216	0.0161	0.151	0.00 - 0.50
5DN-00134	50268	U-238	0.754	0.0175	0.0897	1.8	0.00 - 0.50
5DN-00134	50269	Ac-227	-0.0102 U	0.187	0.0573	0.217	1.00 - 2.50
5DN-00134	50269	Am-241	0.006	0.0055	0.0035	0.0454	1.00 - 2.50
5DN-00134	50269	Bi-212	1.14	0.136	0.0853	2.15	1.00 - 2.50
5DN-00134	50269	Bi-214	0.791	0.0272	0.0378	1.59	1.00 - 2.50
5DN-00134	50269	Cd-113m	-33.8 U	124	40.7	3030	1.00 - 2.50
5DN-00134	50269	Cm-243/244	-0.0053 U	0.0224	0.0039	0.0443	1.00 - 2.50
5DN-00134	50269	Co-60	0.007 U	0.0168	0.0051	0.028	1.00 - 2.50
5DN-00134	50269	Cs-134	0.0003 U	0.0157	0.0054	0.0864	1.00 - 2.50
5DN-00134	50269	Cs-137	0.0084 J	0.0152	0.0054	0.207	1.00 - 2.50
5DN-00134	50269	Eu-152	0.0041 U	0.0435	0.0184	0.0566	1.00 - 2.50
5DN-00134	50269	Eu-154	-0.0569 U	0.0835	0.0287	0.15	1.00 - 2.50
5DN-00134	50269	Eu-155	0.111 SJ	0.0708	0.0296	0.231	1.00 - 2.50
5DN-00134	50269	Ho-166m	-0.0085 U	0.0223	0.0071	0.0432	1.00 - 2.50
5DN-00134	50269	K-40	18.5	0.125	1.12	32.4	1.00 - 2.50
5DN-00134	50269	Na-22	-0.0007 U	0.0202	0.006	0.037	1.00 - 2.50
5DN-00134	50269	Nb-94	0.0047 U	0.0136	0.0042	0.0214	1.00 - 2.50
5DN-00134	50269	Np-236	-0.0105 U	0.0358	0.0119	0.047	1.00 - 2.50
5DN-00134	50269	Np-239	0.0067 U	0.123	0.0375	0.139	1.00 - 2.50
5DN-00134	50269	Pa-231	-0.652 UJ	0.717	0.292	0.936	1.00 - 2.50
5DN-00134	50269	Pb-212	1.71	0.038	0.105	2.69	1.00 - 2.50
5DN-00134	50269	Pb-214	0.916	0.0303	0.0447	1.7	1.00 - 2.50
5DN-00134	50269	Pu-238	0.0026 U	0.0129	0.0032	0.0415	1.00 - 2.50
5DN-00134	50269	Pu-239/240	0.0011 U	0.0159	0.0035	0.0404	1.00 - 2.50
5DN-00134	50269	Pu-244	0.0026 U	0.0129	0.0032	0.0313	1.00 - 2.50
5DN-00134	50269	Sb-125	-0.0084 U	0.0454	0.0136	0.354	1.00 - 2.50
5DN-00134	50269	Sn-126	0.0007 U	0.0149	0.0045	0.0237	1.00 - 2.50
5DN-00134	50269	Sr-90	0.0475 U	0.193	0.0566	0.485	1.00 - 2.50
5DN-00134	50269	Th-228	1.35 J	0.159	0.164	3.98	1.00 - 2.50
5DN-00134	50269	Th-229	0 U	0.113	0.0257	0.145	1.00 - 2.50
5DN-00134	50269	Th-230	0.942	0.0973	0.119	2.2	1.00 - 2.50
5DN-00134	50269	Th-232	1	0.0768	0.122	3.1	1.00 - 2.50
5DN-00134	50269	Th-234	1.48	0.279	0.147	3.19	1.00 - 2.50

Table A.2
Analytical Results Summary
Subarea 5D, Round 1

Sample Location	Sample ID	Analyte Name	Activity	MDC	TPU	RTL	Sample Depth (feet bgs)
5DN-00134	50269	Tl-208	0.507	0.0171	0.0282	0.937	1.00 - 2.50
5DN-00134	50269	Tm-171	-10.9 U	16.6	6.22	72.4	1.00 - 2.50
5DN-00134	50269	U-233/234	0.997	0.0649	0.114	2.02	1.00 - 2.50
5DN-00134	50269	U-235/236	0.0621	0.024	0.0239	0.151	1.00 - 2.50
5DN-00134	50269	U-238	0.971	0.0457	0.112	1.8	1.00 - 2.50
5DN-00135	50270	Ac-227	-0.0203 U	0.21	0.0623	0.217	0.00 - 0.50
5DN-00135	50270	Am-241	0.0029 U	0.0143	0.0036	0.0454	0.00 - 0.50
5DN-00135	50270	Bi-212	1.06	0.174	0.106	2.15	0.00 - 0.50
5DN-00135	50270	Bi-214	0.966	0.0339	0.0474	1.59	0.00 - 0.50
5DN-00135	50270	Cd-113m	-46.5 U	140	49.1	3030	0.00 - 0.50
5DN-00135	50270	Cm-243/244	0.0029 U	0.0146	0.0036	0.0443	0.00 - 0.50
5DN-00135	50270	Co-60	-0.0063 U	0.0222	0.0068	0.028	0.00 - 0.50
5DN-00135	50270	Cs-134	0.0072 U	0.0203	0.0069	0.0864	0.00 - 0.50
5DN-00135	50270	Cs-137	0.0002 U	0.0197	0.0067	0.207	0.00 - 0.50
5DN-00135	50270	Eu-152	-0.0119 U	0.0518	0.0172	0.0566	0.00 - 0.50
5DN-00135	50270	Eu-154	0.0693 J	0.121	0.0416	0.15	0.00 - 0.50
5DN-00135	50270	Eu-155	0.0671 JS	0.0815	0.029	0.231	0.00 - 0.50
5DN-00135	50270	Ho-166m	0.0099 U	0.0292	0.0087	0.0432	0.00 - 0.50
5DN-00135	50270	K-40	21	0.153	1.27	32.4	0.00 - 0.50
5DN-00135	50270	Na-22	0.0009 U	0.027	0.0079	0.037	0.00 - 0.50
5DN-00135	50270	Nb-94	0.0002 U	0.0162	0.0048	0.0214	0.00 - 0.50
5DN-00135	50270	Np-236	-0.0137 U	0.0386	0.0123	0.047	0.00 - 0.50
5DN-00135	50270	Np-239	0.11 J	0.142	0.0483	0.139	0.00 - 0.50
5DN-00135	50270	Pa-231	-0.082 U	0.841	0.251	0.936	0.00 - 0.50
5DN-00135	50270	Pb-212	1.61	0.0407	0.108	2.69	0.00 - 0.50
5DN-00135	50270	Pb-214	1.06	0.0369	0.0569	1.7	0.00 - 0.50
5DN-00135	50270	Pu-238	-0.0004 U	0.02	0.0042	0.0415	0.00 - 0.50
5DN-00135	50270	Pu-239/240	0.0072	0.014	0.0047	0.0404	0.00 - 0.50
5DN-00135	50270	Pu-244	0.0006 U	0.014	0.0027	0.0313	0.00 - 0.50
5DN-00135	50270	Sb-125	0.0087 U	0.0568	0.0172	0.354	0.00 - 0.50
5DN-00135	50270	Sn-126	0.0095 J	0.0195	0.006	0.0237	0.00 - 0.50
5DN-00135	50270	Sr-90	0.0329 U	0.138	0.0397	0.485	0.00 - 0.50
5DN-00135	50270	Th-228	1.55 L	0.0898	0.147	3.98	0.00 - 0.50
5DN-00135	50270	Th-229	0.0539 L	0.0496	0.0215	0.145	0.00 - 0.50

Table A.2
Analytical Results Summary
Subarea 5D, Round 1

Sample Location	Sample ID	Analyte Name	Activity	MDC	TPU	RTL	Sample Depth (feet bgs)
5DN-00135	50270	Th-230	1.07 L	0.0182	0.105	2.2	0.00 - 0.50
5DN-00135	50270	Th-232	1.07 L	0.0182	0.105	3.1	0.00 - 0.50
5DN-00135	50270	Th-234	1.55 J	0.387	0.4	3.19	0.00 - 0.50
5DN-00135	50270	Tl-208	0.48	0.0218	0.0287	0.937	0.00 - 0.50
5DN-00135	50270	Tm-171	0.0643 U	19.3	5.75	72.4	0.00 - 0.50
5DN-00135	50270	U-233/234	0.965	0.0693	0.114	2.02	0.00 - 0.50
5DN-00135	50270	U-235/236	0.0662	0.0256	0.0255	0.151	0.00 - 0.50
5DN-00135	50270	U-238	0.982	0.0488	0.115	1.8	0.00 - 0.50
5DN-00136	50272	Ac-227	0.0145 U	0.17	0.0498	0.217	0.00 - 0.50
5DN-00136	50272	Am-241	0.0091	0.0135	0.005	0.0454	0.00 - 0.50
5DN-00136	50272	Bi-212	0.964	0.137	0.089	2.15	0.00 - 0.50
5DN-00136	50272	Bi-214	0.983	0.0264	0.0458	1.59	0.00 - 0.50
5DN-00136	50272	Cd-113m	3.81 U	113	35.6	3030	0.00 - 0.50
5DN-00136	50272	Cm-243/244	-0.0019 U	0.0217	0.0044	0.0443	0.00 - 0.50
5DN-00136	50272	Co-60	-0.0049 U	0.016	0.0048	0.028	0.00 - 0.50
5DN-00136	50272	Cs-134	0.009 JS	0.0159	0.0058	0.0864	0.00 - 0.50
5DN-00136	50272	Cs-137	0.0165	0.0157	0.0048	0.207	0.00 - 0.50
5DN-00136	50272	Eu-152	-0.0285 U	0.041	0.0146	0.0566	0.00 - 0.50
5DN-00136	50272	Eu-154	-0.0525 U	0.0889	0.03	0.15	0.00 - 0.50
5DN-00136	50272	Eu-155	0.0667 JS	0.0603	0.0257	0.231	0.00 - 0.50
5DN-00136	50272	Ho-166m	0.0005 U	0.0229	0.0066	0.0432	0.00 - 0.50
5DN-00136	50272	K-40	21.9	0.115	1.23	32.4	0.00 - 0.50
5DN-00136	50272	Na-22	-0.0062 U	0.0205	0.0065	0.037	0.00 - 0.50
5DN-00136	50272	Nb-94	-0.0041 U	0.0128	0.0039	0.0214	0.00 - 0.50
5DN-00136	50272	Np-236	0.0041 U	0.0315	0.0101	0.047	0.00 - 0.50
5DN-00136	50272	Np-239	-0.0218 U	0.113	0.0335	0.139	0.00 - 0.50
5DN-00136	50272	Pa-231	-0.0448 U	0.679	0.207	0.936	0.00 - 0.50
5DN-00136	50272	Pb-212	1.63	0.038	0.0976	2.69	0.00 - 0.50
5DN-00136	50272	Pb-214	1.05	0.0283	0.0509	1.7	0.00 - 0.50
5DN-00136	50272	Pu-238	0.0026	0.0071	0.0026	0.0415	0.00 - 0.50
5DN-00136	50272	Pu-239/240	0.0007 U	0.0167	0.0032	0.0404	0.00 - 0.50
5DN-00136	50272	Pu-244	0.0034 U	0.0167	0.0042	0.0313	0.00 - 0.50
5DN-00136	50272	Sb-125	0.0107 U	0.0434	0.0131	0.354	0.00 - 0.50
5DN-00136	50272	Sn-126	-0.0008 U	0.0151	0.0044	0.0237	0.00 - 0.50

Table A.2
Analytical Results Summary
Subarea 5D, Round 1

Sample Location	Sample ID	Analyte Name	Activity	MDC	TPU	RTL	Sample Depth (feet bgs)
5DN-00136	50272	Sr-90	0.0608 U	0.191	0.0561	0.485	0.00 - 0.50
5DN-00136	50272	Th-228	1.71 L	0.109	0.142	3.98	0.00 - 0.50
5DN-00136	50272	Th-229	0.016 UL	0.0744	0.0206	0.145	0.00 - 0.50
5DN-00136	50272	Th-230	1.09 L	0.0661	0.0963	2.2	0.00 - 0.50
5DN-00136	50272	Th-232	1.39 L	0.0133	0.113	3.1	0.00 - 0.50
5DN-00136	50272	Th-234	1.5	0.232	0.139	3.19	0.00 - 0.50
5DN-00136	50272	Tl-208	0.487	0.0177	0.0277	0.937	0.00 - 0.50
5DN-00136	50272	Tm-171	4.11 U	11.5	3.93	72.4	0.00 - 0.50
5DN-00136	50272	U-233/234	1.18	0.0711	0.129	2.02	0.00 - 0.50
5DN-00136	50272	U-235/236	0.0725	0.0558	0.0276	0.151	0.00 - 0.50
5DN-00136	50272	U-238	1.01	0.0641	0.115	1.8	0.00 - 0.50
5DN-00137	50274	Ac-227	-0.006 U	0.182	0.0536	0.217	0.00 - 0.50
5DN-00137	50274	Am-241	0.0088	0.0059	0.0044	0.0454	0.00 - 0.50
5DN-00137	50274	Bi-212	1.02	0.151	0.0931	2.15	0.00 - 0.50
5DN-00137	50274	Bi-214	1.02	0.03	0.0482	1.59	0.00 - 0.50
5DN-00137	50274	Cd-113m	0.162 U	120	36.7	3030	0.00 - 0.50
5DN-00137	50274	Cm-243/244	-0.0026 U	0.0202	0.0036	0.0443	0.00 - 0.50
5DN-00137	50274	Co-60	0.0013 U	0.0182	0.0053	0.028	0.00 - 0.50
5DN-00137	50274	Cs-134	0.0152 JS	0.0182	0.0068	0.0864	0.00 - 0.50
5DN-00137	50274	Cs-137	0.0162	0.0176	0.0073	0.207	0.00 - 0.50
5DN-00137	50274	Eu-152	-0.0207 U	0.0448	0.0156	0.0566	0.00 - 0.50
5DN-00137	50274	Eu-154	-0.0367 U	0.102	0.0315	0.15	0.00 - 0.50
5DN-00137	50274	Eu-155	0.0745 JS	0.0643	0.0309	0.231	0.00 - 0.50
5DN-00137	50274	Ho-166m	0.0012 U	0.0256	0.0075	0.0432	0.00 - 0.50
5DN-00137	50274	K-40	21	0.13	1.14	32.4	0.00 - 0.50
5DN-00137	50274	Na-22	-0.0022 U	0.0224	0.0066	0.037	0.00 - 0.50
5DN-00137	50274	Nb-94	0.0113 JS	0.0158	0.0052	0.0214	0.00 - 0.50
5DN-00137	50274	Np-236	0.0091 U	0.0337	0.0104	0.047	0.00 - 0.50
5DN-00137	50274	Np-239	-0.0176 U	0.119	0.0351	0.139	0.00 - 0.50
5DN-00137	50274	Pa-231	0.0105 U	0.748	0.229	0.936	0.00 - 0.50
5DN-00137	50274	Pb-212	1.56	0.0374	0.09	2.69	0.00 - 0.50
5DN-00137	50274	Pb-214	1.11	0.0326	0.053	1.7	0.00 - 0.50
5DN-00137	50274	Pu-238	-0.0039 U	0.0213	0.0039	0.0415	0.00 - 0.50
5DN-00137	50274	Pu-239/240	0.003 U	0.027	0.0066	0.0404	0.00 - 0.50

Table A.2
Analytical Results Summary
Subarea 5D, Round 1

Sample Location	Sample ID	Analyte Name	Activity	MDC	TPU	RTL	Sample Depth (feet bgs)
5DN-00137	50274	Pu-244	-0.0019 U	0.0172	0.0033	0.0313	0.00 - 0.50
5DN-00137	50274	Sb-125	-0.0035 U	0.0481	0.0146	0.354	0.00 - 0.50
5DN-00137	50274	Sn-126	0.0046 U	0.0169	0.005	0.0237	0.00 - 0.50
5DN-00137	50274	Sr-90	-0.0575 U	0.355	0.0944	0.485	0.00 - 0.50
5DN-00137	50274	Th-228	1.46 J	0.158	0.162	3.98	0.00 - 0.50
5DN-00137	50274	Th-229	0.0359 L	0.0846	0.0258	0.145	0.00 - 0.50
5DN-00137	50274	Th-230	1 L	0.0594	0.115	2.2	0.00 - 0.50
5DN-00137	50274	Th-232	1.02 L	0.0592	0.116	3.1	0.00 - 0.50
5DN-00137	50274	Th-234	1.53	0.266	0.146	3.19	0.00 - 0.50
5DN-00137	50274	Tl-208	0.505	0.0191	0.0299	0.937	0.00 - 0.50
5DN-00137	50274	Tm-171	-4.1 U	12.7	4.37	72.4	0.00 - 0.50
5DN-00137	50274	U-233/234	0.984	0.019	0.112	2.02	0.00 - 0.50
5DN-00137	50274	U-235/236	0.0285	0.0554	0.0186	0.151	0.00 - 0.50
5DN-00137	50274	U-238	1.1	0.019	0.122	1.8	0.00 - 0.50
5DN-00138	50276	Ac-227	0.128 J	0.195	0.0644	0.217	0.00 - 0.50
5DN-00138	50276	Am-241	0.0114	0.0161	0.0058	0.0454	0.00 - 0.50
5DN-00138	50276	Bi-212	0.885 J	0.23	0.225	2.15	0.00 - 0.50
5DN-00138	50276	Bi-214	0.838	0.031	0.0438	1.59	0.00 - 0.50
5DN-00138	50276	Cd-113m	22.7 U	130	40	3030	0.00 - 0.50
5DN-00138	50276	Cm-243/244	0.0104	0.0057	0.0047	0.0443	0.00 - 0.50
5DN-00138	50276	Co-60	0.0035 U	0.0194	0.0056	0.028	0.00 - 0.50
5DN-00138	50276	Cs-134	0.0134 JS	0.0173	0.0064	0.0864	0.00 - 0.50
5DN-00138	50276	Cs-137	0.0189 J	0.0175	0.0071	0.207	0.00 - 0.50
5DN-00138	50276	Eu-152	0.0156 U	0.0481	0.0168	0.0566	0.00 - 0.50
5DN-00138	50276	Eu-154	0.0236 U	0.103	0.0303	0.15	0.00 - 0.50
5DN-00138	50276	Eu-155	0.0456 JS	0.0733	0.0246	0.231	0.00 - 0.50
5DN-00138	50276	Ho-166m	-0.0122 U	0.0246	0.0081	0.0432	0.00 - 0.50
5DN-00138	50276	K-40	19.2	0.137	1.21	32.4	0.00 - 0.50
5DN-00138	50276	Na-22	0.0019 U	0.0233	0.0069	0.037	0.00 - 0.50
5DN-00138	50276	Nb-94	0.0046 U	0.0148	0.0045	0.0214	0.00 - 0.50
5DN-00138	50276	Np-236	-0.018 U	0.0358	0.0119	0.047	0.00 - 0.50
5DN-00138	50276	Np-239	-0.0068 U	0.126	0.0374	0.139	0.00 - 0.50
5DN-00138	50276	Pa-231	-0.219 U	0.778	0.274	0.936	0.00 - 0.50
5DN-00138	50276	Pb-212	1.53	0.0394	0.0933	2.69	0.00 - 0.50

Table A.2
Analytical Results Summary
Subarea 5D, Round 1

Sample Location	Sample ID	Analyte Name	Activity	MDC	TPU	RTL	Sample Depth (feet bgs)
5DN-00138	50276	Pb-214	0.954	0.033	0.0465	1.7	0.00 - 0.50
5DN-00138	50276	Pu-238	0.006	0.0167	0.0049	0.0415	0.00 - 0.50
5DN-00138	50276	Pu-239/240	-0.003 U	0.0235	0.0042	0.0404	0.00 - 0.50
5DN-00138	50276	Pu-244	-0.003 U	0.0235	0.0042	0.0313	0.00 - 0.50
5DN-00138	50276	Sb-125	0.0022 U	0.049	0.0142	0.354	0.00 - 0.50
5DN-00138	50276	Sn-126	0.0101 J	0.0172	0.0055	0.0237	0.00 - 0.50
5DN-00138	50276	Sr-90	0.0735 U	0.258	0.0758	0.485	0.00 - 0.50
5DN-00138	50276	Th-228	1.32 J	0.148	0.154	3.98	0.00 - 0.50
5DN-00138	50276	Th-229	0.0609 L	0.0618	0.0269	0.145	0.00 - 0.50
5DN-00138	50276	Th-230	0.862 L	0.0971	0.108	2.2	0.00 - 0.50
5DN-00138	50276	Th-232	1.16 L	0.0615	0.128	3.1	0.00 - 0.50
5DN-00138	50276	Th-234	1.46 J	0.292	0.17	3.19	0.00 - 0.50
5DN-00138	50276	Tl-208	0.443	0.0194	0.0261	0.937	0.00 - 0.50
5DN-00138	50276	Tm-171	-5.17 U	17.8	6.1	72.4	0.00 - 0.50
5DN-00138	50276	U-233/234	0.894	0.0584	0.107	2.02	0.00 - 0.50
5DN-00138	50276	U-235/236	0.0275	0.0248	0.016	0.151	0.00 - 0.50
5DN-00138	50276	U-238	1	0.0201	0.115	1.8	0.00 - 0.50
5DN-00138	50277	Ac-227	-0.0462 U	0.187	0.057	0.217	1.00 - 2.50
5DN-00138	50277	Am-241	0.0064 U	0.0204	0.0058	0.0454	1.00 - 2.50
5DN-00138	50277	Bi-212	1.05	0.152	0.091	2.15	1.00 - 2.50
5DN-00138	50277	Bi-214	0.809	0.0283	0.0427	1.59	1.00 - 2.50
5DN-00138	50277	Cd-113m	13.4 U	130	38.8	3030	1.00 - 2.50
5DN-00138	50277	Cm-243/244	-0.009 U	0.0342	0.0072	0.0443	1.00 - 2.50
5DN-00138	50277	Co-60	-0.0056 U	0.0179	0.0054	0.028	1.00 - 2.50
5DN-00138	50277	Cs-134	-0.0017 U	0.0165	0.0057	0.0864	1.00 - 2.50
5DN-00138	50277	Cs-137	0.0085 J	0.0166	0.0058	0.207	1.00 - 2.50
5DN-00138	50277	Eu-152	-0.0152 U	0.0464	0.0158	0.0566	1.00 - 2.50
5DN-00138	50277	Eu-154	0.0781 J	0.107	0.035	0.15	1.00 - 2.50
5DN-00138	50277	Eu-155	0.0862 JS	0.0706	0.0302	0.231	1.00 - 2.50
5DN-00138	50277	Ho-166m	0.0028 U	0.0263	0.0079	0.0432	1.00 - 2.50
5DN-00138	50277	K-40	18.2	0.128	1.15	32.4	1.00 - 2.50
5DN-00138	50277	Na-22	0.0052 U	0.0242	0.008	0.037	1.00 - 2.50
5DN-00138	50277	Nb-94	0.0035 U	0.0152	0.0046	0.0214	1.00 - 2.50
5DN-00138	50277	Np-236	0.0053 U	0.0355	0.0109	0.047	1.00 - 2.50

Table A.2
Analytical Results Summary
Subarea 5D, Round 1

Sample Location	Sample ID	Analyte Name	Activity	MDC	TPU	RTL	Sample Depth (feet bgs)
5DN-00138	50277	Np-239	-0.0401 U	0.127	0.039	0.139	1.00 - 2.50
5DN-00138	50277	Pa-231	-0.26 U	0.757	0.269	0.936	1.00 - 2.50
5DN-00138	50277	Pb-212	1.61	0.0387	0.0981	2.69	1.00 - 2.50
5DN-00138	50277	Pb-214	0.951	0.0327	0.0455	1.7	1.00 - 2.50
5DN-00138	50277	Pu-238	0.0007 U	0.0162	0.0031	0.0415	1.00 - 2.50
5DN-00138	50277	Pu-239/240	0.0058	0.0161	0.0047	0.0404	1.00 - 2.50
5DN-00138	50277	Pu-244	0.0025	0.0068	0.0025	0.0313	1.00 - 2.50
5DN-00138	50277	Sb-125	-0.0103 U	0.0495	0.0147	0.354	1.00 - 2.50
5DN-00138	50277	Sn-126	-0.0039 U	0.0167	0.0051	0.0237	1.00 - 2.50
5DN-00138	50277	Sr-90	-0.0644 U	0.231	0.0585	0.485	1.00 - 2.50
5DN-00138	50277	Th-228	1.25	0.0794	0.128	3.98	1.00 - 2.50
5DN-00138	50277	Th-229	0.0068 U	0.0634	0.0153	0.145	1.00 - 2.50
5DN-00138	50277	Th-230	0.647	0.0185	0.0764	2.2	1.00 - 2.50
5DN-00138	50277	Th-232	0.903	0.0184	0.0944	3.1	1.00 - 2.50
5DN-00138	50277	Th-234	1.42 J	0.289	0.164	3.19	1.00 - 2.50
5DN-00138	50277	Tl-208	0.503	0.0185	0.0296	0.937	1.00 - 2.50
5DN-00138	50277	Tm-171	-12.9 U	17.6	6.74	72.4	1.00 - 2.50
5DN-00138	50277	U-233/234	0.648	0.0552	0.0841	2.02	1.00 - 2.50
5DN-00138	50277	U-235/236	0.0803	0.0551	0.0287	0.151	1.00 - 2.50
5DN-00138	50277	U-238	0.578	0.0552	0.078	1.8	1.00 - 2.50
5DN-00139	50278	Ac-227	0.0364 U	0.199	0.0604	0.217	0.00 - 0.17
5DN-00139	50278	Am-241	0.013	0.0253	0.0085	0.0454	0.00 - 0.17
5DN-00139	50278	Bi-212	1.1	0.163	0.102	2.15	0.00 - 0.17
5DN-00139	50278	Bi-214	1.13	0.0303	0.0527	1.59	0.00 - 0.17
5DN-00139	50278	Cd-113m	-47 U	133	45.3	3030	0.00 - 0.17
5DN-00139	50278	Cm-243/244	-0.0152 UJ	0.053	0.0101	0.0443	0.00 - 0.17
5DN-00139	50278	Co-60	-0.0079 U	0.0184	0.0059	0.028	0.00 - 0.17
5DN-00139	50278	Cs-134	0.0324 JS	0.0205	0.0111	0.0864	0.00 - 0.17
5DN-00139	50278	Cs-137	0.0408	0.0182	0.0075	0.207	0.00 - 0.17
5DN-00139	50278	Eu-152	0.0103 U	0.0486	0.0183	0.0566	0.00 - 0.17
5DN-00139	50278	Eu-154	-0.0121 U	0.105	0.0306	0.15	0.00 - 0.17
5DN-00139	50278	Eu-155	0.103 JS	0.0772	0.0329	0.231	0.00 - 0.17
5DN-00139	50278	Ho-166m	-0.0105 U	0.026	0.0083	0.0432	0.00 - 0.17
5DN-00139	50278	K-40	22.1	0.125	1.23	32.4	0.00 - 0.17

Table A.2
Analytical Results Summary
Subarea 5D, Round 1

Sample Location	Sample ID	Analyte Name	Activity	MDC	TPU	RTL	Sample Depth (feet bgs)
5DN-00139	50278	Na-22	-0.0081 U	0.024	0.0075	0.037	0.00 - 0.17
5DN-00139	50278	Nb-94	0.0088 JS	0.0162	0.0051	0.0214	0.00 - 0.17
5DN-00139	50278	Np-236	0.026 JS	0.0385	0.0128	0.047	0.00 - 0.17
5DN-00139	50278	Np-239	-0.056 U	0.129	0.0415	0.139	0.00 - 0.17
5DN-00139	50278	Pa-231	-0.145 U	0.821	0.262	0.936	0.00 - 0.17
5DN-00139	50278	Pb-212	1.67	0.0401	0.0979	2.69	0.00 - 0.17
5DN-00139	50278	Pb-214	1.18	0.0331	0.0556	1.7	0.00 - 0.17
5DN-00139	50278	Pu-238	-0.0035 U	0.0193	0.0035	0.0415	0.00 - 0.17
5DN-00139	50278	Pu-239/240	0.0014 U	0.0192	0.0043	0.0404	0.00 - 0.17
5DN-00139	50278	Pu-244	0.0073	0.0066	0.0042	0.0313	0.00 - 0.17
5DN-00139	50278	Sb-125	-0.0087 U	0.0508	0.015	0.354	0.00 - 0.17
5DN-00139	50278	Sn-126	-0.0006 U	0.0171	0.0051	0.0237	0.00 - 0.17
5DN-00139	50278	Sr-90	0.323	0.195	0.0803	0.485	0.00 - 0.17
5DN-00139	50278	Th-228	1.43 J	0.0305	0.156	3.98	0.00 - 0.17
5DN-00139	50278	Th-229	0.005 UJ	0.0797	0.0181	0.145	0.00 - 0.17
5DN-00139	50278	Th-230	0.927	0.0795	0.11	2.2	0.00 - 0.17
5DN-00139	50278	Th-232	0.899	0.12	0.11	3.1	0.00 - 0.17
5DN-00139	50278	Th-234	1.64 J	0.291	0.17	3.19	0.00 - 0.17
5DN-00139	50278	Tl-208	0.53	0.0203	0.0316	0.937	0.00 - 0.17
5DN-00139	50278	Tm-171	-3.44 U	15.5	5.51	72.4	0.00 - 0.17
5DN-00139	50278	U-233/234	0.937	0.0406	0.0976	2.02	0.00 - 0.17
5DN-00139	50278	U-235/236	0.0527	0.0406	0.02	0.151	0.00 - 0.17
5DN-00139	50278	U-238	0.923	0.0328	0.0964	1.8	0.00 - 0.17
5DN-00139	50279	Ac-227	0.0446 U	0.16	0.0479	0.217	1.00 - 3.00
5DN-00139	50279	Am-241	0.0051 U	0.0158	0.0045	0.0454	1.00 - 3.00
5DN-00139	50279	Bi-212	1.09	0.134	0.0854	2.15	1.00 - 3.00
5DN-00139	50279	Bi-214	0.78	0.0263	0.0378	1.59	1.00 - 3.00
5DN-00139	50279	Cd-113m	11.9 U	105	32.1	3030	1.00 - 3.00
5DN-00139	50279	Cm-243/244	-0.0059 U	0.0205	0.0036	0.0443	1.00 - 3.00
5DN-00139	50279	Co-60	0.004 U	0.017	0.005	0.028	1.00 - 3.00
5DN-00139	50279	Cs-134	0.0006 U	0.0155	0.0052	0.0864	1.00 - 3.00
5DN-00139	50279	Cs-137	-0.0087 U	0.0149	0.005	0.207	1.00 - 3.00
5DN-00139	50279	Eu-152	-0.0336 UJ	0.0402	0.0151	0.0566	1.00 - 3.00
5DN-00139	50279	Eu-154	-0.0315 U	0.0886	0.0314	0.15	1.00 - 3.00

Table A.2
Analytical Results Summary
Subarea 5D, Round 1

Sample Location	Sample ID	Analyte Name	Activity	MDC	TPU	RTL	Sample Depth (feet bgs)
5DN-00139	50279	Eu-155	0.0585 JS	0.0583	0.0223	0.231	1.00 - 3.00
5DN-00139	50279	Ho-166m	0.0075 U	0.0241	0.0072	0.0432	1.00 - 3.00
5DN-00139	50279	K-40	17.5	0.11	0.95	32.4	1.00 - 3.00
5DN-00139	50279	Na-22	0.0103 U	0.0217	0.0066	0.037	1.00 - 3.00
5DN-00139	50279	Nb-94	0.0001 U	0.0132	0.0039	0.0214	1.00 - 3.00
5DN-00139	50279	Np-236	-0.0043 U	0.0301	0.0093	0.047	1.00 - 3.00
5DN-00139	50279	Np-239	-0.0292 U	0.104	0.0316	0.139	1.00 - 3.00
5DN-00139	50279	Pa-231	0.0755 U	0.66	0.195	0.936	1.00 - 3.00
5DN-00139	50279	Pb-212	1.43	0.032	0.0825	2.69	1.00 - 3.00
5DN-00139	50279	Pb-214	0.828	0.0289	0.0399	1.7	1.00 - 3.00
5DN-00139	50279	Pu-238	0.0009 UJ	0.0199	0.0039	0.0415	1.00 - 3.00
5DN-00139	50279	Pu-239/240	0.008 UJ	0.0245	0.007	0.0404	1.00 - 3.00
5DN-00139	50279	Pu-244	0.0031	0.0084	0.0031	0.0313	1.00 - 3.00
5DN-00139	50279	Sb-125	-0.0075 U	0.043	0.0132	0.354	1.00 - 3.00
5DN-00139	50279	Sn-126	0.0043 U	0.0154	0.0046	0.0237	1.00 - 3.00
5DN-00139	50279	Sr-90	-0.0131 U	0.215	0.0565	0.485	1.00 - 3.00
5DN-00139	50279	Th-228	1.38	0.104	0.137	3.98	1.00 - 3.00
5DN-00139	50279	Th-229	0.0069	0.0187	0.0069	0.145	1.00 - 3.00
5DN-00139	50279	Th-230	0.929	0.0639	0.0971	2.2	1.00 - 3.00
5DN-00139	50279	Th-232	1.2	0.0186	0.114	3.1	1.00 - 3.00
5DN-00139	50279	Th-234	1.4	0.236	0.132	3.19	1.00 - 3.00
5DN-00139	50279	Tl-208	0.46	0.0175	0.0266	0.937	1.00 - 3.00
5DN-00139	50279	Tm-171	-3.31 U	11.4	3.89	72.4	1.00 - 3.00
5DN-00139	50279	U-233/234	1.21	0.0564	0.126	2.02	1.00 - 3.00
5DN-00139	50279	U-235/236	0.0946	0.0491	0.0292	0.151	1.00 - 3.00
5DN-00139	50279	U-238	1.17	0.0397	0.123	1.8	1.00 - 3.00
5DN-00140	50280	Ac-227	-0.15 UJ	0.196	0.0697	0.217	0.00 - 0.50
5DN-00140	50280	Am-241	0.0087 U	0.0278	0.0079	0.0454	0.00 - 0.50
5DN-00140	50280	Bi-212	0.89 J	0.162	0.0913	2.15	0.00 - 0.50
5DN-00140	50280	Bi-214	0.826	0.0327	0.0446	1.59	0.00 - 0.50
5DN-00140	50280	Cd-113m	-22.9 U	134	41.9	3030	0.00 - 0.50
5DN-00140	50280	Cm-243/244	-0.0019 U	0.0342	0.0074	0.0443	0.00 - 0.50
5DN-00140	50280	Co-60	-0.0009 U	0.02	0.0058	0.028	0.00 - 0.50
5DN-00140	50280	Cs-134	0.0136 JS	0.0187	0.0069	0.0864	0.00 - 0.50

Table A.2
Analytical Results Summary
Subarea 5D, Round 1

Sample Location	Sample ID	Analyte Name	Activity	MDC	TPU	RTL	Sample Depth (feet bgs)
5DN-00140	50280	Cs-137	0.0611	0.0171	0.0083	0.207	0.00 - 0.50
5DN-00140	50280	Eu-152	0.024 J	0.0482	0.0172	0.0566	0.00 - 0.50
5DN-00140	50280	Eu-154	0.0415 U	0.113	0.0339	0.15	0.00 - 0.50
5DN-00140	50280	Eu-155	0.0718 JS	0.075	0.0245	0.231	0.00 - 0.50
5DN-00140	50280	Ho-166m	0.0021 U	0.0266	0.0079	0.0432	0.00 - 0.50
5DN-00140	50280	K-40	22.3	0.134	1.41	32.4	0.00 - 0.50
5DN-00140	50280	Na-22	-0.0078 U	0.0242	0.0076	0.037	0.00 - 0.50
5DN-00140	50280	Nb-94	0.005 U	0.0155	0.0047	0.0214	0.00 - 0.50
5DN-00140	50280	Np-236	-0.0001 U	0.0375	0.0115	0.047	0.00 - 0.50
5DN-00140	50280	Np-239	0.0179 U	0.133	0.0395	0.139	0.00 - 0.50
5DN-00140	50280	Pa-231	-0.184 U	0.789	0.275	0.936	0.00 - 0.50
5DN-00140	50280	Pb-212	1.54	0.0407	0.0944	2.69	0.00 - 0.50
5DN-00140	50280	Pb-214	0.985	0.0343	0.0482	1.7	0.00 - 0.50
5DN-00140	50280	Pu-238	0.0063	0.0177	0.0052	0.0415	0.00 - 0.50
5DN-00140	50280	Pu-239/240	0.0111	0.0075	0.0056	0.0404	0.00 - 0.50
5DN-00140	50280	Pu-244	0	0.0075	0.0028	0.0313	0.00 - 0.50
5DN-00140	50280	Sb-125	-0.0259 U	0.0504	0.0161	0.354	0.00 - 0.50
5DN-00140	50280	Sn-126	-0.0052 U	0.017	0.0053	0.0237	0.00 - 0.50
5DN-00140	50280	Sr-90	0.0995 U	0.313	0.0927	0.485	0.00 - 0.50
5DN-00140	50280	Th-228	1.46 J	0.135	0.162	3.98	0.00 - 0.50
5DN-00140	50280	Th-229	0.045	0.0837	0.0272	0.145	0.00 - 0.50
5DN-00140	50280	Th-230	0.746	0.143	0.101	2.2	0.00 - 0.50
5DN-00140	50280	Th-232	0.977	0.066	0.113	3.1	0.00 - 0.50
5DN-00140	50280	Th-234	1.25 J	0.309	0.143	3.19	0.00 - 0.50
5DN-00140	50280	Tl-208	0.429	0.0202	0.0265	0.937	0.00 - 0.50
5DN-00140	50280	Tm-171	-11.2 U	18.5	6.83	72.4	0.00 - 0.50
5DN-00140	50280	U-233/234	0.846	0.0423	0.0841	2.02	0.00 - 0.50
5DN-00140	50280	U-235/236	0.0322	0.0456	0.0165	0.151	0.00 - 0.50
5DN-00140	50280	U-238	0.771	0.0423	0.0788	1.8	0.00 - 0.50
5DN-00140	50281	Ac-227	-0.0956 U	0.213	0.0679	0.217	1.00 - 5.00
5DN-00140	50281	Am-241	0.0056	0.005	0.0032	0.0454	1.00 - 5.00
5DN-00140	50281	Bi-212	1.04	0.173	0.0902	2.15	1.00 - 5.00
5DN-00140	50281	Bi-214	1.07	0.0315	0.0508	1.59	1.00 - 5.00
5DN-00140	50281	Cd-113m	45.7 U	145	45	3030	1.00 - 5.00

Table A.2
Analytical Results Summary
Subarea 5D, Round 1

Sample Location	Sample ID	Analyte Name	Activity	MDC	TPU	RTL	Sample Depth (feet bgs)
5DN-00140	50281	Cm-243/244	-0.0017 U	0.019	0.0038	0.0443	1.00 - 5.00
5DN-00140	50281	Co-60	-0.0096 U	0.0194	0.0063	0.028	1.00 - 5.00
5DN-00140	50281	Cs-134	0 U	0.018	0.006	0.0864	1.00 - 5.00
5DN-00140	50281	Cs-137	-0.0125 UJ	0.018	0.0062	0.207	1.00 - 5.00
5DN-00140	50281	Eu-152	-0.0012 U	0.0524	0.0179	0.0566	1.00 - 5.00
5DN-00140	50281	Eu-154	0.063 J	0.103	0.0369	0.15	1.00 - 5.00
5DN-00140	50281	Eu-155	0.108 SJ	0.0843	0.0358	0.231	1.00 - 5.00
5DN-00140	50281	Ho-166m	-0.0069 U	0.0259	0.0079	0.0432	1.00 - 5.00
5DN-00140	50281	K-40	20.8	0.143	1.21	32.4	1.00 - 5.00
5DN-00140	50281	Na-22	-0.0061 U	0.0249	0.0075	0.037	1.00 - 5.00
5DN-00140	50281	Nb-94	0.0031 U	0.0161	0.0047	0.0214	1.00 - 5.00
5DN-00140	50281	Np-236	-0.0123 U	0.0403	0.0128	0.047	1.00 - 5.00
5DN-00140	50281	Np-239	-0.0008 U	0.142	0.0419	0.139	1.00 - 5.00
5DN-00140	50281	Pa-231	-0.571 U	0.865	0.296	0.936	1.00 - 5.00
5DN-00140	50281	Pb-212	1.88	0.0436	0.125	2.69	1.00 - 5.00
5DN-00140	50281	Pb-214	1.23	0.0369	0.0609	1.7	1.00 - 5.00
5DN-00140	50281	Pu-238	0.0034 U	0.0438	0.011	0.0415	1.00 - 5.00
5DN-00140	50281	Pu-239/240	0.0045 U	0.0224	0.0056	0.0404	1.00 - 5.00
5DN-00140	50281	Pu-244	-0.0051 U	0.0277	0.005	0.0313	1.00 - 5.00
5DN-00140	50281	Sb-125	-0.0064 U	0.0538	0.0164	0.354	1.00 - 5.00
5DN-00140	50281	Sn-126	0.0052 U	0.0181	0.0054	0.0237	1.00 - 5.00
5DN-00140	50281	Sr-90	0.142	0.169	0.0561	0.485	1.00 - 5.00
5DN-00140	50281	Th-228	1.83 J	0.104	0.185	3.98	1.00 - 5.00
5DN-00140	50281	Th-229	0.0356	0.0655	0.0219	0.145	1.00 - 5.00
5DN-00140	50281	Th-230	1.01	0.024	0.114	2.2	1.00 - 5.00
5DN-00140	50281	Th-232	1.28	0.024	0.134	3.1	1.00 - 5.00
5DN-00140	50281	Th-234	1.61 J	0.336	0.181	3.19	1.00 - 5.00
5DN-00140	50281	Tl-208	0.519	0.0212	0.031	0.937	1.00 - 5.00
5DN-00140	50281	Tm-171	-0.864 U	20.9	7.02	72.4	1.00 - 5.00
5DN-00140	50281	U-233/234	1.03	0.0393	0.111	2.02	1.00 - 5.00
5DN-00140	50281	U-235/236	0.061	0.0207	0.0221	0.151	1.00 - 5.00
5DN-00140	50281	U-238	1.06	0.0393	0.114	1.8	1.00 - 5.00
5DN-00141	50282	Ac-227	0.0653 U	0.207	0.0638	0.217	0.00 - 0.50
5DN-00141	50282	Am-241	0.0113	0.0168	0.0062	0.0454	0.00 - 0.50

Table A.2
Analytical Results Summary
Subarea 5D, Round 1

Sample Location	Sample ID	Analyte Name	Activity	MDC	TPU	RTL	Sample Depth (feet bgs)
5DN-00141	50282	Bi-212	1.08	0.168	0.0908	2.15	0.00 - 0.50
5DN-00141	50282	Bi-214	1.02	0.0311	0.0493	1.59	0.00 - 0.50
5DN-00141	50282	Cd-113m	40.3 U	137	45.3	3030	0.00 - 0.50
5DN-00141	50282	Cm-243/244	0.0054	0.0073	0.0038	0.0443	0.00 - 0.50
5DN-00141	50282	Co-60	-0.0049 U	0.0195	0.0059	0.028	0.00 - 0.50
5DN-00141	50282	Cs-134	0.0087 U	0.0188	0.0065	0.0864	0.00 - 0.50
5DN-00141	50282	Cs-137	0.0487	0.019	0.0083	0.207	0.00 - 0.50
5DN-00141	50282	Eu-152	0.0069 U	0.0498	0.0173	0.0566	0.00 - 0.50
5DN-00141	50282	Eu-154	-0.0502 U	0.107	0.0341	0.15	0.00 - 0.50
5DN-00141	50282	Eu-155	0.0548 JS	0.0767	0.0256	0.231	0.00 - 0.50
5DN-00141	50282	Ho-166m	-0.0106 U	0.027	0.0086	0.0432	0.00 - 0.50
5DN-00141	50282	K-40	21.2	0.139	1.19	32.4	0.00 - 0.50
5DN-00141	50282	Na-22	-0.0132 U	0.025	0.0082	0.037	0.00 - 0.50
5DN-00141	50282	Nb-94	0.0106 JS	0.017	0.0055	0.0214	0.00 - 0.50
5DN-00141	50282	Np-236	-0.0094 U	0.0379	0.0114	0.047	0.00 - 0.50
5DN-00141	50282	Np-239	0.026 U	0.136	0.0413	0.139	0.00 - 0.50
5DN-00141	50282	Pa-231	0.0267 U	0.837	0.262	0.936	0.00 - 0.50
5DN-00141	50282	Pb-212	1.66	0.0413	0.0978	2.69	0.00 - 0.50
5DN-00141	50282	Pb-214	1.13	0.035	0.0544	1.7	0.00 - 0.50
5DN-00141	50282	Pu-238	0.0006 U	0.0144	0.0028	0.0415	0.00 - 0.50
5DN-00141	50282	Pu-239/240	0.0058 U	0.0177	0.0051	0.0404	0.00 - 0.50
5DN-00141	50282	Pu-244	0.0013 U	0.0177	0.0039	0.0313	0.00 - 0.50
5DN-00141	50282	Sb-125	0.0005 U	0.0531	0.0154	0.354	0.00 - 0.50
5DN-00141	50282	Sn-126	-0.0026 U	0.018	0.0054	0.0237	0.00 - 0.50
5DN-00141	50282	Sr-90	0.0077 U	0.302	0.0845	0.485	0.00 - 0.50
5DN-00141	50282	Th-228	1.87 J	0.187	0.197	3.98	0.00 - 0.50
5DN-00141	50282	Th-229	-0.0033 UL	0.119	0.0272	0.145	0.00 - 0.50
5DN-00141	50282	Th-230	1.28 L	0.0276	0.139	2.2	0.00 - 0.50
5DN-00141	50282	Th-232	1.13 L	0.0275	0.127	3.1	0.00 - 0.50
5DN-00141	50282	Th-234	1.49 J	0.304	0.16	3.19	0.00 - 0.50
5DN-00141	50282	Tl-208	0.518	0.0216	0.0302	0.937	0.00 - 0.50
5DN-00141	50282	Tm-171	-7.03 U	15.6	5.78	72.4	0.00 - 0.50
5DN-00141	50282	U-233/234	1.11	0.0201	0.124	2.02	0.00 - 0.50
5DN-00141	50282	U-235/236	0.0183	0.0248	0.013	0.151	0.00 - 0.50

Table A.2
Analytical Results Summary
Subarea 5D, Round 1

Sample Location	Sample ID	Analyte Name	Activity	MDC	TPU	RTL	Sample Depth (feet bgs)
5DN-00141	50282	U-238	0.983	0.067	0.115	1.8	0.00 - 0.50
5DN-00141	50283	Ac-227	0.0542 U	0.216	0.0649	0.217	1.00 - 5.00
5DN-00141	50283	Am-241	0.0058 U	0.0184	0.0052	0.0454	1.00 - 5.00
5DN-00141	50283	Bi-212	0.936	0.171	0.0904	2.15	1.00 - 5.00
5DN-00141	50283	Bi-214	0.953	0.0317	0.0468	1.59	1.00 - 5.00
5DN-00141	50283	Cd-113m	-24.1 U	144	46.9	3030	1.00 - 5.00
5DN-00141	50283	Cm-243/244	-0.0013 U	0.0226	0.0049	0.0443	1.00 - 5.00
5DN-00141	50283	Co-60	0.0098 U	0.0217	0.0065	0.028	1.00 - 5.00
5DN-00141	50283	Cs-134	-0.0032 U	0.0184	0.0064	0.0864	1.00 - 5.00
5DN-00141	50283	Cs-137	-0.0025 U	0.0194	0.0058	0.207	1.00 - 5.00
5DN-00141	50283	Eu-152	0.0067 U	0.0533	0.0173	0.0566	1.00 - 5.00
5DN-00141	50283	Eu-154	-0.0359 UJ	0.106	0.0327	0.15	1.00 - 5.00
5DN-00141	50283	Eu-155	0.0155 U	0.0799	0.0247	0.231	1.00 - 5.00
5DN-00141	50283	Ho-166m	0.0151 JS	0.0295	0.0092	0.0432	1.00 - 5.00
5DN-00141	50283	K-40	19.2	0.149	1.19	32.4	1.00 - 5.00
5DN-00141	50283	Na-22	-0.0144 U	0.0259	0.0087	0.037	1.00 - 5.00
5DN-00141	50283	Nb-94	0.0118 JS	0.0174	0.0057	0.0214	1.00 - 5.00
5DN-00141	50283	Np-236	-0.005 U	0.0404	0.0125	0.047	1.00 - 5.00
5DN-00141	50283	Np-239	-0.0691 U	0.139	0.0449	0.139	1.00 - 5.00
5DN-00141	50283	Pa-231	-0.28 U	0.868	0.28	0.936	1.00 - 5.00
5DN-00141	50283	Pb-212	1.6	0.0418	0.104	2.69	1.00 - 5.00
5DN-00141	50283	Pb-214	1.04	0.0369	0.051	1.7	1.00 - 5.00
5DN-00141	50283	Pu-238	0.0064 U	0.0506	0.0133	0.0415	1.00 - 5.00
5DN-00141	50283	Pu-239/240	0.0055 U	0.0278	0.0071	0.0404	1.00 - 5.00
5DN-00141	50283	Pu-244	-0.0025 U	0.0225	0.0044	0.0313	1.00 - 5.00
5DN-00141	50283	Sb-125	-0.0057 U	0.0538	0.0166	0.354	1.00 - 5.00
5DN-00141	50283	Sn-126	-0.0087 U	0.0186	0.006	0.0237	1.00 - 5.00
5DN-00141	50283	Sr-90	0.122 U	0.216	0.0681	0.485	1.00 - 5.00
5DN-00141	50283	Th-228	1.43	0.07	0.119	3.98	1.00 - 5.00
5DN-00141	50283	Th-229	0.0053 U	0.0888	0.0232	0.145	1.00 - 5.00
5DN-00141	50283	Th-230	0.898	0.0391	0.0814	2.2	1.00 - 5.00
5DN-00141	50283	Th-232	1.1	0.0492	0.0928	3.1	1.00 - 5.00
5DN-00141	50283	Th-234	1.7 J	0.403	0.446	3.19	1.00 - 5.00
5DN-00141	50283	Tl-208	0.493	0.0208	0.0292	0.937	1.00 - 5.00

Table A.2
Analytical Results Summary
Subarea 5D, Round 1

Sample Location	Sample ID	Analyte Name	Activity	MDC	TPU	RTL	Sample Depth (feet bgs)
5DN-00141	50283	Tm-171	-4.53 U	20.7	6.35	72.4	1.00 - 5.00
5DN-00141	50283	U-233/234	0.862	0.0167	0.0936	2.02	1.00 - 5.00
5DN-00141	50283	U-235/236	0.0195 U	0.0601	0.0171	0.151	1.00 - 5.00
5DN-00141	50283	U-238	0.924	0.0167	0.0983	1.8	1.00 - 5.00
5DN-00142	50284	Ac-227	0.0705 U	0.214	0.0668	0.217	0.00 - 0.50
5DN-00142	50284	Am-241	0.0011 U	0.0158	0.0035	0.0454	0.00 - 0.50
5DN-00142	50284	Bi-212	1.07	0.159	0.0935	2.15	0.00 - 0.50
5DN-00142	50284	Bi-214	0.969	0.0311	0.046	1.59	0.00 - 0.50
5DN-00142	50284	Cd-113m	18.1 U	140	44.6	3030	0.00 - 0.50
5DN-00142	50284	Cm-243/244	-0.0003 U	0.0186	0.0039	0.0443	0.00 - 0.50
5DN-00142	50284	Co-60	-0.0052 U	0.0179	0.0055	0.028	0.00 - 0.50
5DN-00142	50284	Cs-134	0.004 U	0.0185	0.0063	0.0864	0.00 - 0.50
5DN-00142	50284	Cs-137	0.0375	0.018	0.0091	0.207	0.00 - 0.50
5DN-00142	50284	Eu-152	0.003 U	0.0517	0.0219	0.0566	0.00 - 0.50
5DN-00142	50284	Eu-154	-0.0209 U	0.1	0.0299	0.15	0.00 - 0.50
5DN-00142	50284	Eu-155	0.0747 JS	0.0825	0.03	0.231	0.00 - 0.50
5DN-00142	50284	Ho-166m	-0.0077 U	0.0258	0.0081	0.0432	0.00 - 0.50
5DN-00142	50284	K-40	23.3	0.159	1.42	32.4	0.00 - 0.50
5DN-00142	50284	Na-22	0.0013 U	0.0237	0.007	0.037	0.00 - 0.50
5DN-00142	50284	Nb-94	0.0043 U	0.0153	0.0046	0.0214	0.00 - 0.50
5DN-00142	50284	Np-236	0.0039 U	0.0404	0.0121	0.047	0.00 - 0.50
5DN-00142	50284	Np-239	0.0609 U	0.141	0.0448	0.139	0.00 - 0.50
5DN-00142	50284	Pa-231	-0.316 U	0.857	0.286	0.936	0.00 - 0.50
5DN-00142	50284	Pb-212	1.71	0.0427	0.105	2.69	0.00 - 0.50
5DN-00142	50284	Pb-214	1.13	0.0361	0.0536	1.7	0.00 - 0.50
5DN-00142	50284	Pu-238	0.0014 U	0.0196	0.0043	0.0415	0.00 - 0.50
5DN-00142	50284	Pu-239/240	0.007 U	0.0224	0.0064	0.0404	0.00 - 0.50
5DN-00142	50284	Pu-244	-0.0018 U	0.0158	0.0031	0.0313	0.00 - 0.50
5DN-00142	50284	Sb-125	-0.0038 U	0.0508	0.015	0.354	0.00 - 0.50
5DN-00142	50284	Sn-126	-0.0014 U	0.017	0.0051	0.0237	0.00 - 0.50
5DN-00142	50284	Sr-90	0.183	0.115	0.0486	0.485	0.00 - 0.50
5DN-00142	50284	Th-228	1.65 J	0.0737	0.172	3.98	0.00 - 0.50
5DN-00142	50284	Th-229	0.0547	0.0848	0.0292	0.145	0.00 - 0.50
5DN-00142	50284	Th-230	0.832	0.0253	0.102	2.2	0.00 - 0.50

Table A.2
Analytical Results Summary
Subarea 5D, Round 1

Sample Location	Sample ID	Analyte Name	Activity	MDC	TPU	RTL	Sample Depth (feet bgs)
5DN-00142	50284	Th-232	1.12	0.0594	0.124	3.1	0.00 - 0.50
5DN-00142	50284	Th-234	1.45 J	0.322	0.161	3.19	0.00 - 0.50
5DN-00142	50284	Tl-208	0.514	0.0197	0.0296	0.937	0.00 - 0.50
5DN-00142	50284	Tm-171	-0.764 U	18.7	6.29	72.4	0.00 - 0.50
5DN-00142	50284	U-233/234	0.761	0.058	0.091	2.02	0.00 - 0.50
5DN-00142	50284	U-235/236	0.0498	0.0505	0.022	0.151	0.00 - 0.50
5DN-00142	50284	U-238	0.918	0.0408	0.103	1.8	0.00 - 0.50
5DN-00142	50285	Ac-227	-0.102 U	0.223	0.074	0.217	1.00 - 3.00
5DN-00142	50285	Am-241	0.0162	0.0229	0.008	0.0454	1.00 - 3.00
5DN-00142	50285	Bi-212	1.03	0.17	0.0894	2.15	1.00 - 3.00
5DN-00142	50285	Bi-214	1.07	0.033	0.0509	1.59	1.00 - 3.00
5DN-00142	50285	Cd-113m	-1.65 U	151	45.3	3030	1.00 - 3.00
5DN-00142	50285	Cm-243/244	0.0101 U	0.0435	0.0123	0.0443	1.00 - 3.00
5DN-00142	50285	Co-60	-0.0035 U	0.0212	0.0063	0.028	1.00 - 3.00
5DN-00142	50285	Cs-134	-0.0033 U	0.0195	0.0067	0.0864	1.00 - 3.00
5DN-00142	50285	Cs-137	-0.0019 U	0.0186	0.0064	0.207	1.00 - 3.00
5DN-00142	50285	Eu-152	-0.0108 U	0.0547	0.0217	0.0566	1.00 - 3.00
5DN-00142	50285	Eu-154	0.019 U	0.117	0.0351	0.15	1.00 - 3.00
5DN-00142	50285	Eu-155	0.0575 SJ	0.0893	0.0295	0.231	1.00 - 3.00
5DN-00142	50285	Ho-166m	0.0032 U	0.0293	0.0086	0.0432	1.00 - 3.00
5DN-00142	50285	K-40	21.3	0.138	1.33	32.4	1.00 - 3.00
5DN-00142	50285	Na-22	-0.0266 UJ	0.0259	0.0103	0.037	1.00 - 3.00
5DN-00142	50285	Nb-94	0.007 U	0.0173	0.0053	0.0214	1.00 - 3.00
5DN-00142	50285	Np-236	0.0017 U	0.0439	0.013	0.047	1.00 - 3.00
5DN-00142	50285	Np-239	0.0349 U	0.147	0.0457	0.139	1.00 - 3.00
5DN-00142	50285	Pa-231	0.443 U	0.916	0.299	0.936	1.00 - 3.00
5DN-00142	50285	Pb-212	1.73	0.0453	0.115	2.69	1.00 - 3.00
5DN-00142	50285	Pb-214	1.24	0.0369	0.0627	1.7	1.00 - 3.00
5DN-00142	50285	Pu-238	-0.0046 U	0.0194	0.0034	0.0415	1.00 - 3.00
5DN-00142	50285	Pu-239/240	0.0027 U	0.0136	0.0034	0.0404	1.00 - 3.00
5DN-00142	50285	Pu-244	0.0021	0.0058	0.0021	0.0313	1.00 - 3.00
5DN-00142	50285	Sb-125	-0.0116 U	0.0572	0.0175	0.354	1.00 - 3.00
5DN-00142	50285	Sn-126	0.0138 J	0.0195	0.0064	0.0237	1.00 - 3.00
5DN-00142	50285	Sr-90	0.0755 U	0.161	0.0494	0.485	1.00 - 3.00

Table A.2
Analytical Results Summary
Subarea 5D, Round 1

Sample Location	Sample ID	Analyte Name	Activity	MDC	TPU	RTL	Sample Depth (feet bgs)
5DN-00142	50285	Th-228	1.29	0.0965	0.134	3.98	1.00 - 3.00
5DN-00142	50285	Th-229	0.0642	0.0193	0.0217	0.145	1.00 - 3.00
5DN-00142	50285	Th-230	0.889	0.0766	0.097	2.2	1.00 - 3.00
5DN-00142	50285	Th-232	1.11	0.0192	0.11	3.1	1.00 - 3.00
5DN-00142	50285	Th-234	1.34 J	0.365	0.169	3.19	1.00 - 3.00
5DN-00142	50285	Tl-208	0.521	0.0214	0.0305	0.937	1.00 - 3.00
5DN-00142	50285	Tm-171	-17 U	25.4	9.46	72.4	1.00 - 3.00
5DN-00142	50285	U-233/234	1.07	0.049	0.115	2.02	1.00 - 3.00
5DN-00142	50285	U-235/236	0.0307	0.0208	0.0155	0.151	1.00 - 3.00
5DN-00142	50285	U-238	1.05	0.0562	0.113	1.8	1.00 - 3.00
5DN-00143	50286	Ac-227	-0.114 U	0.182	0.0632	0.217	0.00 - 0.50
5DN-00143	50286	Am-241	0.004 U	0.0198	0.0052	0.0454	0.00 - 0.50
5DN-00143	50286	Bi-212	1.08	0.157	0.095	2.15	0.00 - 0.50
5DN-00143	50286	Bi-214	0.985	0.0312	0.0468	1.59	0.00 - 0.50
5DN-00143	50286	Cd-113m	29.2 U	128	39.5	3030	0.00 - 0.50
5DN-00143	50286	Cm-243/244	-0.0052 U	0.026	0.005	0.0443	0.00 - 0.50
5DN-00143	50286	Co-60	-0.0035 U	0.0187	0.0057	0.028	0.00 - 0.50
5DN-00143	50286	Cs-134	0.0223 JS	0.0191	0.008	0.0864	0.00 - 0.50
5DN-00143	50286	Cs-137	0.0642	0.0188	0.0086	0.207	0.00 - 0.50
5DN-00143	50286	Eu-152	-0.0233 U	0.0455	0.0145	0.0566	0.00 - 0.50
5DN-00143	50286	Eu-154	-0.0097 U	0.103	0.035	0.15	0.00 - 0.50
5DN-00143	50286	Eu-155	0.107 JS	0.0684	0.0279	0.231	0.00 - 0.50
5DN-00143	50286	Ho-166m	-0.0128 U	0.0238	0.008	0.0432	0.00 - 0.50
5DN-00143	50286	K-40	22.7	0.137	1.29	32.4	0.00 - 0.50
5DN-00143	50286	Na-22	-0.0056 U	0.0228	0.0071	0.037	0.00 - 0.50
5DN-00143	50286	Nb-94	0.0092 JS	0.0157	0.0051	0.0214	0.00 - 0.50
5DN-00143	50286	Np-236	-0.0155 U	0.0346	0.0109	0.047	0.00 - 0.50
5DN-00143	50286	Np-239	-0.0732 U	0.12	0.0412	0.139	0.00 - 0.50
5DN-00143	50286	Pa-231	-0.368 U	0.74	0.248	0.936	0.00 - 0.50
5DN-00143	50286	Pb-212	1.72	0.039	0.103	2.69	0.00 - 0.50
5DN-00143	50286	Pb-214	1.1	0.032	0.0531	1.7	0.00 - 0.50
5DN-00143	50286	Pu-238	0.0016 U	0.0221	0.0049	0.0415	0.00 - 0.50
5DN-00143	50286	Pu-239/240	0.0043 U	0.022	0.0056	0.0404	0.00 - 0.50
5DN-00143	50286	Pu-244	0.0043 U	0.022	0.0056	0.0313	0.00 - 0.50

Table A.2
Analytical Results Summary
Subarea 5D, Round 1

Sample Location	Sample ID	Analyte Name	Activity	MDC	TPU	RTL	Sample Depth (feet bgs)
5DN-00143	50286	Sb-125	0.0111 U	0.0497	0.0146	0.354	0.00 - 0.50
5DN-00143	50286	Sn-126	-0.006 U	0.0161	0.0052	0.0237	0.00 - 0.50
5DN-00143	50286	Sr-90	1.27	0.174	0.159	0.485	0.00 - 0.50
5DN-00143	50286	Th-228	1.31 J	0.12	0.168	3.98	0.00 - 0.50
5DN-00143	50286	Th-229	0.0491	0.0333	0.0248	0.145	0.00 - 0.50
5DN-00143	50286	Th-230	0.926	0.0966	0.124	2.2	0.00 - 0.50
5DN-00143	50286	Th-232	1.16	0.0778	0.143	3.1	0.00 - 0.50
5DN-00143	50286	Th-234	1.82	0.278	0.179	3.19	0.00 - 0.50
5DN-00143	50286	Tl-208	0.528	0.0192	0.0299	0.937	0.00 - 0.50
5DN-00143	50286	Tm-171	3.01 U	15.3	5.29	72.4	0.00 - 0.50
5DN-00143	50286	U-233/234	0.912	0.0206	0.109	2.02	0.00 - 0.50
5DN-00143	50286	U-235/236	0.0751	0.0254	0.0272	0.151	0.00 - 0.50
5DN-00143	50286	U-238	1	0.0206	0.116	1.8	0.00 - 0.50
5DN-00143	50287	Ac-227	-0.118 U	0.225	0.0733	0.217	1.00 - 5.00
5DN-00143	50287	Am-241	0.0069 U	0.0221	0.0063	0.0454	1.00 - 5.00
5DN-00143	50287	Bi-212	1.19	0.187	0.109	2.15	1.00 - 5.00
5DN-00143	50287	Bi-214	0.918	0.0376	0.0481	1.59	1.00 - 5.00
5DN-00143	50287	Cd-113m	9.06 U	152	46.4	3030	1.00 - 5.00
5DN-00143	50287	Cm-243/244	-0.0033 U	0.0226	0.0044	0.0443	1.00 - 5.00
5DN-00143	50287	Co-60	-0.0052 U	0.0248	0.0075	0.028	1.00 - 5.00
5DN-00143	50287	Cs-134	-0.0039 U	0.0212	0.0073	0.0864	1.00 - 5.00
5DN-00143	50287	Cs-137	-0.0098 U	0.0213	0.0068	0.207	1.00 - 5.00
5DN-00143	50287	Eu-152	-0.0239 U	0.0561	0.0194	0.0566	1.00 - 5.00
5DN-00143	50287	Eu-154	0.0038 UJ	0.135	0.0388	0.15	1.00 - 5.00
5DN-00143	50287	Eu-155	0.102 JS	0.0835	0.0316	0.231	1.00 - 5.00
5DN-00143	50287	Ho-166m	-0.0016 U	0.0332	0.0098	0.0432	1.00 - 5.00
5DN-00143	50287	K-40	22.3	0.171	1.35	32.4	1.00 - 5.00
5DN-00143	50287	Na-22	-0.0042 U	0.0304	0.0091	0.037	1.00 - 5.00
5DN-00143	50287	Nb-94	0.0002 U	0.0189	0.0056	0.0214	1.00 - 5.00
5DN-00143	50287	Np-236	-0.0147 U	0.0429	0.0136	0.047	1.00 - 5.00
5DN-00143	50287	Np-239	0.0072 U	0.152	0.0446	0.139	1.00 - 5.00
5DN-00143	50287	Pa-231	-0.584 U	0.92	0.313	0.936	1.00 - 5.00
5DN-00143	50287	Pb-212	1.96	0.0455	0.132	2.69	1.00 - 5.00
5DN-00143	50287	Pb-214	1.03	0.0402	0.0555	1.7	1.00 - 5.00

Table A.2
Analytical Results Summary
Subarea 5D, Round 1

Sample Location	Sample ID	Analyte Name	Activity	MDC	TPU	RTL	Sample Depth (feet bgs)
5DN-00143	50287	Pu-238	0.0132 U	0.0406	0.0116	0.0415	1.00 - 5.00
5DN-00143	50287	Pu-239/240	-0.0008 U	0.0464	0.0097	0.0404	1.00 - 5.00
5DN-00143	50287	Pu-244	0.0014 U	0.0326	0.0063	0.0313	1.00 - 5.00
5DN-00143	50287	Sb-125	-0.0194 U	0.0585	0.0186	0.354	1.00 - 5.00
5DN-00143	50287	Sn-126	0.004 U	0.0222	0.0065	0.0237	1.00 - 5.00
5DN-00143	50287	Sr-90	0.3	0.256	0.0938	0.485	1.00 - 5.00
5DN-00143	50287	Th-228	1.68	0.14	0.157	3.98	1.00 - 5.00
5DN-00143	50287	Th-229	0.0076 U	0.0818	0.0201	0.145	1.00 - 5.00
5DN-00143	50287	Th-230	0.993	0.114	0.105	2.2	1.00 - 5.00
5DN-00143	50287	Th-232	1.44	0.0205	0.129	3.1	1.00 - 5.00
5DN-00143	50287	Th-234	2.01 J	0.443	0.505	3.19	1.00 - 5.00
5DN-00143	50287	Tl-208	0.565	0.0251	0.0344	0.937	1.00 - 5.00
5DN-00143	50287	Tm-171	-8.16 U	20.9	6.59	72.4	1.00 - 5.00
5DN-00143	50287	U-233/234	1.03	0.0561	0.0981	2.02	1.00 - 5.00
5DN-00143	50287	U-235/236	0.101	0.0161	0.0254	0.151	1.00 - 5.00
5DN-00143	50287	U-238	1	0.0306	0.0955	1.8	1.00 - 5.00
5DN-00144	50288	Ac-227	-0.108 U	0.231	0.0767	0.217	0.00 - 0.50
5DN-00144	50288	Am-241	0.0034 U	0.0169	0.0042	0.0454	0.00 - 0.50
5DN-00144	50288	Bi-212	0.985	0.188	0.0977	2.15	0.00 - 0.50
5DN-00144	50288	Bi-214	1.1	0.036	0.0526	1.59	0.00 - 0.50
5DN-00144	50288	Cd-113m	-111 U	157	58	3030	0.00 - 0.50
5DN-00144	50288	Cm-243/244	0.0143	0.0172	0.007	0.0443	0.00 - 0.50
5DN-00144	50288	Co-60	0.003 U	0.0235	0.0068	0.028	0.00 - 0.50
5DN-00144	50288	Cs-134	0.015 JS	0.0206	0.0075	0.0864	0.00 - 0.50
5DN-00144	50288	Cs-137	0.0282	0.0193	0.0082	0.207	0.00 - 0.50
5DN-00144	50288	Eu-152	-0.005 U	0.0579	0.0252	0.0566	0.00 - 0.50
5DN-00144	50288	Eu-154	0.0282 U	0.127	0.0381	0.15	0.00 - 0.50
5DN-00144	50288	Eu-155	0.0227 U	0.0935	0.0281	0.231	0.00 - 0.50
5DN-00144	50288	Ho-166m	0.0013 U	0.031	0.0091	0.0432	0.00 - 0.50
5DN-00144	50288	K-40	23.7	0.153	1.48	32.4	0.00 - 0.50
5DN-00144	50288	Na-22	0.0045 U	0.029	0.0099	0.037	0.00 - 0.50
5DN-00144	50288	Nb-94	0.0035 U	0.0179	0.0052	0.0214	0.00 - 0.50
5DN-00144	50288	Np-236	0.0099 U	0.0458	0.0137	0.047	0.00 - 0.50
5DN-00144	50288	Np-239	0.0195 U	0.155	0.0477	0.139	0.00 - 0.50

Table A.2
Analytical Results Summary
Subarea 5D, Round 1

Sample Location	Sample ID	Analyte Name	Activity	MDC	TPU	RTL	Sample Depth (feet bgs)
5DN-00144	50288	Pa-231	-0.479 U	0.928	0.325	0.936	0.00 - 0.50
5DN-00144	50288	Pb-212	1.71	0.0464	0.114	2.69	0.00 - 0.50
5DN-00144	50288	Pb-214	1.25	0.0398	0.0643	1.7	0.00 - 0.50
5DN-00144	50288	Pu-238	0.0007 U	0.0166	0.0032	0.0415	0.00 - 0.50
5DN-00144	50288	Pu-239/240	0.0066 U	0.0356	0.0096	0.0404	0.00 - 0.50
5DN-00144	50288	Pu-244	0.0007 U	0.0166	0.0032	0.0313	0.00 - 0.50
5DN-00144	50288	Sb-125	0.0277 U	0.061	0.019	0.354	0.00 - 0.50
5DN-00144	50288	Sn-126	0.0032 U	0.0197	0.0058	0.0237	0.00 - 0.50
5DN-00144	50288	Sr-90	0.619	0.317	0.14	0.485	0.00 - 0.50
5DN-00144	50288	Th-228	1.44 J	0.159	0.164	3.98	0.00 - 0.50
5DN-00144	50288	Th-229	0.0039 U	0.107	0.0253	0.145	0.00 - 0.50
5DN-00144	50288	Th-230	1.04	0.0626	0.12	2.2	0.00 - 0.50
5DN-00144	50288	Th-232	1.29	0.0266	0.138	3.1	0.00 - 0.50
5DN-00144	50288	Th-234	1.54 J	0.376	0.184	3.19	0.00 - 0.50
5DN-00144	50288	Tl-208	0.508	0.0232	0.0307	0.937	0.00 - 0.50
5DN-00144	50288	Tm-171	-14.5 U	26.2	9.47	72.4	0.00 - 0.50
5DN-00144	50288	U-233/234	1.16	0.053	0.134	2.02	0.00 - 0.50
5DN-00144	50288	U-235/236	0.0953	0.0655	0.0341	0.151	0.00 - 0.50
5DN-00144	50288	U-238	0.942	0.053	0.115	1.8	0.00 - 0.50
5DN-00144	50289	Ac-227	0.0458 U	0.186	0.0575	0.217	1.00 - 3.00
5DN-00144	50289	Am-241	-0.0042 U	0.0175	0.0031	0.0454	1.00 - 3.00
5DN-00144	50289	Bi-212	1.21 J	0.178	0.124	2.15	1.00 - 3.00
5DN-00144	50289	Bi-214	1.11	0.0324	0.0565	1.59	1.00 - 3.00
5DN-00144	50289	Cd-113m	12 U	123	39.4	3030	1.00 - 3.00
5DN-00144	50289	Cm-243/244	0.0051 U	0.0156	0.0044	0.0443	1.00 - 3.00
5DN-00144	50289	Co-60	0.0082 U	0.0231	0.0068	0.028	1.00 - 3.00
5DN-00144	50289	Cs-134	0.0022 U	0.0195	0.0067	0.0864	1.00 - 3.00
5DN-00144	50289	Cs-137	-0.0083 U	0.0206	0.0063	0.207	1.00 - 3.00
5DN-00144	50289	Eu-152	0.0114 U	0.0471	0.0166	0.0566	1.00 - 3.00
5DN-00144	50289	Eu-154	-0.0027 U	0.124	0.0369	0.15	1.00 - 3.00
5DN-00144	50289	Eu-155	0.0296 U	0.0605	0.0187	0.231	1.00 - 3.00
5DN-00144	50289	Ho-166m	-0.0049 U	0.0289	0.0085	0.0432	1.00 - 3.00
5DN-00144	50289	K-40	21.3	0.155	1.15	32.4	1.00 - 3.00
5DN-00144	50289	Na-22	-0.0081 U	0.0266	0.0081	0.037	1.00 - 3.00

Table A.2
Analytical Results Summary
Subarea 5D, Round 1

Sample Location	Sample ID	Analyte Name	Activity	MDC	TPU	RTL	Sample Depth (feet bgs)
5DN-00144	50289	Nb-94	0.0034 U	0.0179	0.0052	0.0214	1.00 - 3.00
5DN-00144	50289	Np-236	-0.0139 U	0.0301	0.0095	0.047	1.00 - 3.00
5DN-00144	50289	Np-239	0.0398 U	0.121	0.0376	0.139	1.00 - 3.00
5DN-00144	50289	Pa-231	-0.422 U	0.737	0.253	0.936	1.00 - 3.00
5DN-00144	50289	Pb-212	1.78	0.0367	0.0997	2.69	1.00 - 3.00
5DN-00144	50289	Pb-214	1.16	0.0339	0.0553	1.7	1.00 - 3.00
5DN-00144	50289	Pu-238	-0.0004 U	0.021	0.0044	0.0415	1.00 - 3.00
5DN-00144	50289	Pu-239/240	0.003 U	0.0147	0.0037	0.0404	1.00 - 3.00
5DN-00144	50289	Pu-244	-0.0017 U	0.0147	0.0028	0.0313	1.00 - 3.00
5DN-00144	50289	Sb-125	-0.0039 U	0.0505	0.0149	0.354	1.00 - 3.00
5DN-00144	50289	Sn-126	-0.0014 U	0.0193	0.0056	0.0237	1.00 - 3.00
5DN-00144	50289	Sr-90	0.183	0.271	0.0869	0.485	1.00 - 3.00
5DN-00144	50289	Th-228	1.71	0.107	0.168	3.98	1.00 - 3.00
5DN-00144	50289	Th-229	0.0158	0.0214	0.0112	0.145	1.00 - 3.00
5DN-00144	50289	Th-230	1.11	0.0214	0.115	2.2	1.00 - 3.00
5DN-00144	50289	Th-232	1.25	0.0213	0.125	3.1	1.00 - 3.00
5DN-00144	50289	Th-234	1.25 J	0.247	0.127	3.19	1.00 - 3.00
5DN-00144	50289	Tl-208	0.588	0.0216	0.0356	0.937	1.00 - 3.00
5DN-00144	50289	Tm-171	-0.839 U	8.13	2.78	72.4	1.00 - 3.00
5DN-00144	50289	U-233/234	1.06	0.0118	0.102	2.02	1.00 - 3.00
5DN-00144	50289	U-235/236	0.0771	0.0344	0.022	0.151	1.00 - 3.00
5DN-00144	50289	U-238	0.936	0.0278	0.0927	1.8	1.00 - 3.00
5DN-00145	50290	Ac-227	-0.0075 U	0.213	0.0644	0.217	0.00 - 0.50
5DN-00145	50290	Am-241	0.0162	0.0201	0.0073	0.0454	0.00 - 0.50
5DN-00145	50290	Bi-212	1.08	0.166	0.106	2.15	0.00 - 0.50
5DN-00145	50290	Bi-214	1.07	0.0318	0.0512	1.59	0.00 - 0.50
5DN-00145	50290	Cd-113m	10.4 U	142	44.4	3030	0.00 - 0.50
5DN-00145	50290	Cm-243/244	-0.003 U	0.028	0.0064	0.0443	0.00 - 0.50
5DN-00145	50290	Co-60	0.0002 U	0.0214	0.0063	0.028	0.00 - 0.50
5DN-00145	50290	Cs-134	0.0266 JS	0.0212	0.0101	0.0864	0.00 - 0.50
5DN-00145	50290	Cs-137	0.0353	0.0182	0.0078	0.207	0.00 - 0.50
5DN-00145	50290	Eu-152	-0.0098 U	0.0523	0.0186	0.0566	0.00 - 0.50
5DN-00145	50290	Eu-154	-0.0328 U	0.115	0.0348	0.15	0.00 - 0.50
5DN-00145	50290	Eu-155	0.112 JS	0.0791	0.0314	0.231	0.00 - 0.50

Table A.2
Analytical Results Summary
Subarea 5D, Round 1

Sample Location	Sample ID	Analyte Name	Activity	MDC	TPU	RTL	Sample Depth (feet bgs)
5DN-00145	50290	Ho-166m	-0.0153 U	0.028	0.0093	0.0432	0.00 - 0.50
5DN-00145	50290	K-40	23.8	0.142	1.33	32.4	0.00 - 0.50
5DN-00145	50290	Na-22	-0.0072 U	0.0261	0.008	0.037	0.00 - 0.50
5DN-00145	50290	Nb-94	-0.0052 U	0.0165	0.0052	0.0214	0.00 - 0.50
5DN-00145	50290	Np-236	0.0053 U	0.0397	0.0117	0.047	0.00 - 0.50
5DN-00145	50290	Np-239	0.0186 U	0.14	0.0422	0.139	0.00 - 0.50
5DN-00145	50290	Pa-231	0.305 U	0.877	0.308	0.936	0.00 - 0.50
5DN-00145	50290	Pb-212	1.72	0.0432	0.101	2.69	0.00 - 0.50
5DN-00145	50290	Pb-214	1.23	0.0363	0.0588	1.7	0.00 - 0.50
5DN-00145	50290	Pu-238	0.0175	0.0079	0.0072	0.0415	0.00 - 0.50
5DN-00145	50290	Pu-239/240	0.0095	0.0185	0.0062	0.0404	0.00 - 0.50
5DN-00145	50290	Pu-244	0.0029	0.0079	0.0029	0.0313	0.00 - 0.50
5DN-00145	50290	Sb-125	-0.0019 U	0.0529	0.0154	0.354	0.00 - 0.50
5DN-00145	50290	Sn-126	0.0009 U	0.0185	0.0055	0.0237	0.00 - 0.50
5DN-00145	50290	Sr-90	0.303	0.217	0.0825	0.485	0.00 - 0.50
5DN-00145	50290	Th-228	1.28 J	0.142	0.152	3.98	0.00 - 0.50
5DN-00145	50290	Th-229	-0.0328 U	0.115	0.02	0.145	0.00 - 0.50
5DN-00145	50290	Th-230	0.841	0.0628	0.106	2.2	0.00 - 0.50
5DN-00145	50290	Th-232	1.25	0.0626	0.136	3.1	0.00 - 0.50
5DN-00145	50290	Th-234	1.38 J	0.305	0.152	3.19	0.00 - 0.50
5DN-00145	50290	Tl-208	0.536	0.0217	0.0325	0.937	0.00 - 0.50
5DN-00145	50290	Tm-171	-10.4 U	16.6	6.39	72.4	0.00 - 0.50
5DN-00145	50290	U-233/234	1.07	0.048	0.121	2.02	0.00 - 0.50
5DN-00145	50290	U-235/236	0.0652	0.0252	0.0251	0.151	0.00 - 0.50
5DN-00145	50290	U-238	0.919	0.0204	0.109	1.8	0.00 - 0.50
5DN-00145	50291	Ac-227	-0.02 U	0.126	0.0393	0.217	1.00 - 3.00
5DN-00145	50291	Am-241	-0.0054 U	0.0255	0.0052	0.0454	1.00 - 3.00
5DN-00145	50291	Bi-212	1.09	0.107	0.0781	2.15	1.00 - 3.00
5DN-00145	50291	Bi-214	0.877	0.0193	0.0396	1.59	1.00 - 3.00
5DN-00145	50291	Cd-113m	-71.8 UJ	85.2	31.8	3030	1.00 - 3.00
5DN-00145	50291	Cm-243/244	0.0028 U	0.0217	0.0055	0.0443	1.00 - 3.00
5DN-00145	50291	Co-60	0.0006 U	0.0131	0.0039	0.028	1.00 - 3.00
5DN-00145	50291	Cs-134	-0.0008 U	0.0115	0.004	0.0864	1.00 - 3.00
5DN-00145	50291	Cs-137	0.0031 U	0.0113	0.0039	0.207	1.00 - 3.00

Table A.2
Analytical Results Summary
Subarea 5D, Round 1

Sample Location	Sample ID	Analyte Name	Activity	MDC	TPU	RTL	Sample Depth (feet bgs)
5DN-00145	50291	Eu-152	-0.0225 UJ	0.0318	0.0111	0.0566	1.00 - 3.00
5DN-00145	50291	Eu-154	-0.0078 U	0.0684	0.0236	0.15	1.00 - 3.00
5DN-00145	50291	Eu-155	0.104 JS	0.0464	0.0219	0.231	1.00 - 3.00
5DN-00145	50291	Ho-166m	-0.0037 U	0.0176	0.0055	0.0432	1.00 - 3.00
5DN-00145	50291	K-40	20.8	0.0918	1.17	32.4	1.00 - 3.00
5DN-00145	50291	Na-22	0.0008 U	0.0158	0.0048	0.037	1.00 - 3.00
5DN-00145	50291	Nb-94	0.004 U	0.0102	0.0032	0.0214	1.00 - 3.00
5DN-00145	50291	Np-236	-0.0108 U	0.0238	0.0075	0.047	1.00 - 3.00
5DN-00145	50291	Np-239	-0.0307 U	0.0842	0.027	0.139	1.00 - 3.00
5DN-00145	50291	Pa-231	-0.138 U	0.516	0.164	0.936	1.00 - 3.00
5DN-00145	50291	Pb-212	1.78	0.0263	0.105	2.69	1.00 - 3.00
5DN-00145	50291	Pb-214	1.01	0.0219	0.0469	1.7	1.00 - 3.00
5DN-00145	50291	Pu-238	0.0023	0.0061	0.0023	0.0415	1.00 - 3.00
5DN-00145	50291	Pu-239/240	0.023	0.0143	0.0077	0.0404	1.00 - 3.00
5DN-00145	50291	Pu-244	0.0051	0.0143	0.0042	0.0313	1.00 - 3.00
5DN-00145	50291	Sb-125	-0.0006 U	0.0335	0.0099	0.354	1.00 - 3.00
5DN-00145	50291	Sn-126	0.0002 U	0.0115	0.0035	0.0237	1.00 - 3.00
5DN-00145	50291	Sr-90	0.15	0.227	0.0726	0.485	1.00 - 3.00
5DN-00145	50291	Th-228	1.4	0.106	0.147	3.98	1.00 - 3.00
5DN-00145	50291	Th-229	0.0157 U	0.0731	0.0193	0.145	1.00 - 3.00
5DN-00145	50291	Th-230	0.879	0.0213	0.0985	2.2	1.00 - 3.00
5DN-00145	50291	Th-232	1.07	0.0212	0.112	3.1	1.00 - 3.00
5DN-00145	50291	Th-234	1.52	0.188	0.126	3.19	1.00 - 3.00
5DN-00145	50291	Tl-208	0.545	0.0132	0.0289	0.937	1.00 - 3.00
5DN-00145	50291	Tm-171	-0.643 U	10.8	3.76	72.4	1.00 - 3.00
5DN-00145	50291	U-233/234	0.981	0.057	0.113	2.02	1.00 - 3.00
5DN-00145	50291	U-235/236	0.0179	0.0242	0.0127	0.151	1.00 - 3.00
5DN-00145	50291	U-238	0.85	0.057	0.102	1.8	1.00 - 3.00
5DN-00146	50292	Ac-227	0.0118 U	0.17	0.0512	0.217	1.00 - 5.00
5DN-00146	50292	Am-241	0.0064 U	0.0207	0.0059	0.0454	1.00 - 5.00
5DN-00146	50292	Bi-212	0.974	0.136	0.0875	2.15	1.00 - 5.00
5DN-00146	50292	Bi-214	0.682	0.0257	0.0343	1.59	1.00 - 5.00
5DN-00146	50292	Cd-113m	35.8 U	115	36.5	3030	1.00 - 5.00
5DN-00146	50292	Cm-243/244	0.0005 U	0.0275	0.0067	0.0443	1.00 - 5.00

Table A.2
Analytical Results Summary
Subarea 5D, Round 1

Sample Location	Sample ID	Analyte Name	Activity	MDC	TPU	RTL	Sample Depth (feet bgs)
5DN-00146	50292	Co-60	-0.001 U	0.0163	0.0048	0.028	1.00 - 5.00
5DN-00146	50292	Cs-134	0.0008 U	0.0152	0.0052	0.0864	1.00 - 5.00
5DN-00146	50292	Cs-137	0.0068 U	0.0152	0.0053	0.207	1.00 - 5.00
5DN-00146	50292	Eu-152	-0.0045 U	0.0414	0.0146	0.0566	1.00 - 5.00
5DN-00146	50292	Eu-154	-0.0562 U	0.0858	0.0291	0.15	1.00 - 5.00
5DN-00146	50292	Eu-155	0.106 JS	0.0647	0.028	0.231	1.00 - 5.00
5DN-00146	50292	Ho-166m	0.0064 U	0.0233	0.007	0.0432	1.00 - 5.00
5DN-00146	50292	K-40	16.4	0.11	0.92	32.4	1.00 - 5.00
5DN-00146	50292	Na-22	0.0086 U	0.0216	0.0065	0.037	1.00 - 5.00
5DN-00146	50292	Nb-94	0.0069 JS	0.0136	0.0043	0.0214	1.00 - 5.00
5DN-00146	50292	Np-236	0.005 U	0.0327	0.0096	0.047	1.00 - 5.00
5DN-00146	50292	Np-239	0.0048 U	0.112	0.0338	0.139	1.00 - 5.00
5DN-00146	50292	Pa-231	-0.205 U	0.684	0.222	0.936	1.00 - 5.00
5DN-00146	50292	Pb-212	1.51	0.0346	0.0887	2.69	1.00 - 5.00
5DN-00146	50292	Pb-214	0.741	0.0293	0.0375	1.7	1.00 - 5.00
5DN-00146	50292	Pu-238	-0.0018 U	0.0157	0.0031	0.0415	1.00 - 5.00
5DN-00146	50292	Pu-239/240	0.0526	0.0268	0.0132	0.0404	1.00 - 5.00
5DN-00146	50292	Pu-244	0.0105	0.0157	0.0058	0.0313	1.00 - 5.00
5DN-00146	50292	Sb-125	-0.0022 U	0.0438	0.0128	0.354	1.00 - 5.00
5DN-00146	50292	Sn-126	-0.0013 U	0.0154	0.0046	0.0237	1.00 - 5.00
5DN-00146	50292	Sr-90	-0.0694 U	0.224	0.0564	0.485	1.00 - 5.00
5DN-00146	50292	Th-228	1.43	0.127	0.149	3.98	1.00 - 5.00
5DN-00146	50292	Th-229	-0.0077 U	0.0717	0.0134	0.145	1.00 - 5.00
5DN-00146	50292	Th-230	0.824	0.0716	0.0954	2.2	1.00 - 5.00
5DN-00146	50292	Th-232	1.09	0.0208	0.113	3.1	1.00 - 5.00
5DN-00146	50292	Th-234	1.18 J	0.26	0.129	3.19	1.00 - 5.00
5DN-00146	50292	Tl-208	0.496	0.0179	0.0279	0.937	1.00 - 5.00
5DN-00146	50292	Tm-171	-8.74 U	13.2	5.14	72.4	1.00 - 5.00
5DN-00146	50292	U-233/234	0.624	0.018	0.0797	2.02	1.00 - 5.00
5DN-00146	50292	U-235/236	0.0187	0.0523	0.0155	0.151	1.00 - 5.00
5DN-00146	50292	U-238	0.502	0.0524	0.0698	1.8	1.00 - 5.00
5DN-00147	50293	Ac-227	-0.173 UJ	0.209	0.0759	0.217	1.00 - 2.00
5DN-00147	50293	Am-241	0.004	0.0054	0.0028	0.0454	1.00 - 2.00
5DN-00147	50293	Bi-212	1.19	0.164	0.103	2.15	1.00 - 2.00

Table A.2
Analytical Results Summary
Subarea 5D, Round 1

Sample Location	Sample ID	Analyte Name	Activity	MDC	TPU	RTL	Sample Depth (feet bgs)
5DN-00147	50293	Bi-214	1.13	0.0308	0.0527	1.59	1.00 - 2.00
5DN-00147	50293	Cd-113m	-60 U	142	45.3	3030	1.00 - 2.00
5DN-00147	50293	Cm-243/244	0.0072	0.0159	0.005	0.0443	1.00 - 2.00
5DN-00147	50293	Co-60	-0.0019 U	0.0194	0.0058	0.028	1.00 - 2.00
5DN-00147	50293	Cs-134	-0.005 U	0.0178	0.0063	0.0864	1.00 - 2.00
5DN-00147	50293	Cs-137	-0.0083 U	0.0181	0.0058	0.207	1.00 - 2.00
5DN-00147	50293	Eu-152	-0.0041 U	0.053	0.0174	0.0566	1.00 - 2.00
5DN-00147	50293	Eu-154	-0.0288 UJ	0.106	0.0322	0.15	1.00 - 2.00
5DN-00147	50293	Eu-155	0.0536 JS	0.0825	0.0281	0.231	1.00 - 2.00
5DN-00147	50293	Ho-166m	0.0117 U	0.0295	0.009	0.0432	1.00 - 2.00
5DN-00147	50293	K-40	17.8	0.142	1.1	32.4	1.00 - 2.00
5DN-00147	50293	Na-22	-0.006 U	0.0247	0.0076	0.037	1.00 - 2.00
5DN-00147	50293	Nb-94	0.0029 U	0.0164	0.0049	0.0214	1.00 - 2.00
5DN-00147	50293	Np-236	-0.0119 U	0.0409	0.013	0.047	1.00 - 2.00
5DN-00147	50293	Np-239	0.022 U	0.145	0.0432	0.139	1.00 - 2.00
5DN-00147	50293	Pa-231	0.0184 U	0.851	0.275	0.936	1.00 - 2.00
5DN-00147	50293	Pb-212	1.89	0.0426	0.121	2.69	1.00 - 2.00
5DN-00147	50293	Pb-214	1.23	0.0358	0.0587	1.7	1.00 - 2.00
5DN-00147	50293	Pu-238	-0.0149 U	0.041	0.0077	0.0415	1.00 - 2.00
5DN-00147	50293	Pu-239/240	0.0081 U	0.0259	0.0073	0.0404	1.00 - 2.00
5DN-00147	50293	Pu-244	0.0029	0.0077	0.0029	0.0313	1.00 - 2.00
5DN-00147	50293	Sb-125	-0.0218 U	0.0533	0.0174	0.354	1.00 - 2.00
5DN-00147	50293	Sn-126	-0.0015 U	0.0181	0.0054	0.0237	1.00 - 2.00
5DN-00147	50293	Sr-90	-0.0139 U	0.159	0.0399	0.485	1.00 - 2.00
5DN-00147	50293	Th-228	1.72	0.0605	0.156	3.98	1.00 - 2.00
5DN-00147	50293	Th-229	0.0337	0.0626	0.0203	0.145	1.00 - 2.00
5DN-00147	50293	Th-230	1.18	0.0182	0.113	2.2	1.00 - 2.00
5DN-00147	50293	Th-232	1.47	0.0494	0.131	3.1	1.00 - 2.00
5DN-00147	50293	Th-234	1.37 J	0.319	0.169	3.19	1.00 - 2.00
5DN-00147	50293	Tl-208	0.569	0.0203	0.0328	0.937	1.00 - 2.00
5DN-00147	50293	Tm-171	-15.1 U	20.5	7.92	72.4	1.00 - 2.00
5DN-00147	50293	U-233/234	1.02	0.0132	0.102	2.02	1.00 - 2.00
5DN-00147	50293	U-235/236	0.066	0.0163	0.0205	0.151	1.00 - 2.00
5DN-00147	50293	U-238	1.13	0.0132	0.111	1.8	1.00 - 2.00

Table A.2
Analytical Results Summary
Subarea 5D, Round 1

Sample Location	Sample ID	Analyte Name	Activity	MDC	TPU	RTL	Sample Depth (feet bgs)
5DN-00148	50294	Ac-227	-0.013 U	0.209	0.0618	0.217	0.00 - 0.50
5DN-00148	50294	Am-241	-0.001 U	0.0173	0.0031	0.0454	0.00 - 0.50
5DN-00148	50294	Bi-212	0.956 J	0.166	0.106	2.15	0.00 - 0.50
5DN-00148	50294	Bi-214	0.972	0.0357	0.0486	1.59	0.00 - 0.50
5DN-00148	50294	Cd-113m	-2.98 U	143	42.2	3030	0.00 - 0.50
5DN-00148	50294	Cm-243/244	0.0013 U	0.0176	0.0039	0.0443	0.00 - 0.50
5DN-00148	50294	Co-60	0.003 UJ	0.0225	0.0066	0.028	0.00 - 0.50
5DN-00148	50294	Cs-134	0.0057 UJ	0.0202	0.0068	0.0864	0.00 - 0.50
5DN-00148	50294	Cs-137	0.0838	0.0204	0.0097	0.207	0.00 - 0.50
5DN-00148	50294	Eu-152	-0.0006 U	0.0517	0.0177	0.0566	0.00 - 0.50
5DN-00148	50294	Eu-154	-0.0212 U	0.119	0.0351	0.15	0.00 - 0.50
5DN-00148	50294	Eu-155	0.0803 JS	0.081	0.0307	0.231	0.00 - 0.50
5DN-00148	50294	Ho-166m	-0.0074 U	0.0282	0.0086	0.0432	0.00 - 0.50
5DN-00148	50294	K-40	20.9	0.161	1.26	32.4	0.00 - 0.50
5DN-00148	50294	Na-22	-0.0074 U	0.0267	0.0082	0.037	0.00 - 0.50
5DN-00148	50294	Nb-94	0.0057 U	0.0173	0.0052	0.0214	0.00 - 0.50
5DN-00148	50294	Np-236	0.0138 U	0.0396	0.0124	0.047	0.00 - 0.50
5DN-00148	50294	Np-239	-0.0031 U	0.139	0.041	0.139	0.00 - 0.50
5DN-00148	50294	Pa-231	0.0827 U	0.863	0.264	0.936	0.00 - 0.50
5DN-00148	50294	Pb-212	1.58	0.0425	0.107	2.69	0.00 - 0.50
5DN-00148	50294	Pb-214	1.07	0.0377	0.0566	1.7	0.00 - 0.50
5DN-00148	50294	Pu-238	0.004 U	0.0255	0.0067	0.0415	0.00 - 0.50
5DN-00148	50294	Pu-239/240	0.0017 U	0.0185	0.0044	0.0404	0.00 - 0.50
5DN-00148	50294	Pu-244	0.0032 U	0.0161	0.0041	0.0313	0.00 - 0.50
5DN-00148	50294	Sb-125	-0.0014 U	0.055	0.0167	0.354	0.00 - 0.50
5DN-00148	50294	Sn-126	0.0046 U	0.0191	0.0056	0.0237	0.00 - 0.50
5DN-00148	50294	Sr-90	0.0482 U	0.289	0.083	0.485	0.00 - 0.50
5DN-00148	50294	Th-228	1.54 L	0.107	0.146	3.98	0.00 - 0.50
5DN-00148	50294	Th-229	0.0131 LU	0.0862	0.0228	0.145	0.00 - 0.50
5DN-00148	50294	Th-230	0.78 L	0.0178	0.0847	2.2	0.00 - 0.50
5DN-00148	50294	Th-232	1.11 L	0.0704	0.108	3.1	0.00 - 0.50
5DN-00148	50294	Th-234	1.43 J	0.309	0.161	3.19	0.00 - 0.50
5DN-00148	50294	Tl-208	0.526	0.0213	0.0316	0.937	0.00 - 0.50
5DN-00148	50294	Tm-171	-0.77 U	19.1	6.34	72.4	0.00 - 0.50

Table A.2
Analytical Results Summary
Subarea 5D, Round 1

Sample Location	Sample ID	Analyte Name	Activity	MDC	TPU	RTL	Sample Depth (feet bgs)
5DN-00148	50294	U-233/234	0.797	0.0629	0.0811	2.02	0.00 - 0.50
5DN-00148	50294	U-235/236	0.0534	0.0619	0.0227	0.151	0.00 - 0.50
5DN-00148	50294	U-238	0.913	0.0416	0.0883	1.8	0.00 - 0.50
5DN-00148	50295	Ac-227	-0.0412 U	0.192	0.06	0.217	1.00 - 2.00
5DN-00148	50295	Am-241	0.0064	0.0058	0.0037	0.0454	1.00 - 2.00
5DN-00148	50295	Bi-212	1.17	0.144	0.103	2.15	1.00 - 2.00
5DN-00148	50295	Bi-214	1.27	0.0285	0.0574	1.59	1.00 - 2.00
5DN-00148	50295	Cd-113m	-47.3 U	124	40.2	3030	1.00 - 2.00
5DN-00148	50295	Cm-243/244	0.0071	0.0139	0.0046	0.0443	1.00 - 2.00
5DN-00148	50295	Co-60	-0.0043 U	0.019	0.0059	0.028	1.00 - 2.00
5DN-00148	50295	Cs-134	-0.0038 U	0.0158	0.0056	0.0864	1.00 - 2.00
5DN-00148	50295	Cs-137	0.0137 J	0.0179	0.0067	0.207	1.00 - 2.00
5DN-00148	50295	Eu-152	-0.0089 U	0.0465	0.0142	0.0566	1.00 - 2.00
5DN-00148	50295	Eu-154	0.0143 UJ	0.106	0.0355	0.15	1.00 - 2.00
5DN-00148	50295	Eu-155	0.0609 JS	0.0711	0.025	0.231	1.00 - 2.00
5DN-00148	50295	Ho-166m	-0.0012 U	0.0266	0.0081	0.0432	1.00 - 2.00
5DN-00148	50295	K-40	23.8	0.13	1.35	32.4	1.00 - 2.00
5DN-00148	50295	Na-22	-0.0021 U	0.0232	0.007	0.037	1.00 - 2.00
5DN-00148	50295	Nb-94	0.0015 U	0.0152	0.0046	0.0214	1.00 - 2.00
5DN-00148	50295	Np-236	0.007 U	0.0356	0.0105	0.047	1.00 - 2.00
5DN-00148	50295	Np-239	0.0348 U	0.125	0.0387	0.139	1.00 - 2.00
5DN-00148	50295	Pa-231	0.27 U	0.782	0.246	0.936	1.00 - 2.00
5DN-00148	50295	Pb-212	1.72	0.039	0.103	2.69	1.00 - 2.00
5DN-00148	50295	Pb-214	1.36	0.0322	0.0634	1.7	1.00 - 2.00
5DN-00148	50295	Pu-238	0.0114	0.0253	0.0079	0.0415	1.00 - 2.00
5DN-00148	50295	Pu-239/240	-0.0088 U	0.0417	0.0085	0.0404	1.00 - 2.00
5DN-00148	50295	Pu-244	0.0136	0.0203	0.0075	0.0313	1.00 - 2.00
5DN-00148	50295	Sb-125	0.0053 U	0.05	0.0146	0.354	1.00 - 2.00
5DN-00148	50295	Sn-126	0.0001 U	0.0172	0.0052	0.0237	1.00 - 2.00
5DN-00148	50295	Sr-90	0.251	0.248	0.0878	0.485	1.00 - 2.00
5DN-00148	50295	Th-228	1.84	0.0972	0.159	3.98	1.00 - 2.00
5DN-00148	50295	Th-229	0.0061 U	0.0655	0.0161	0.145	1.00 - 2.00
5DN-00148	50295	Th-230	1.24	0.0447	0.113	2.2	1.00 - 2.00
5DN-00148	50295	Th-232	1.21	0.0445	0.11	3.1	1.00 - 2.00

Table A.2
Analytical Results Summary
Subarea 5D, Round 1

Sample Location	Sample ID	Analyte Name	Activity	MDC	TPU	RTL	Sample Depth (feet bgs)
5DN-00148	50295	Th-234	1.77	0.281	0.167	3.19	1.00 - 2.00
5DN-00148	50295	Tl-208	0.537	0.0193	0.0308	0.937	1.00 - 2.00
5DN-00148	50295	Tm-171	2.01 U	15.2	5.25	72.4	1.00 - 2.00
5DN-00148	50295	U-233/234	1.16	0.0631	0.122	2.02	1.00 - 2.00
5DN-00148	50295	U-235/236	0.0824	0.068	0.0304	0.151	1.00 - 2.00
5DN-00148	50295	U-238	1.05	0.0444	0.112	1.8	1.00 - 2.00
5DN-00149	50296	Ac-227	-0.0428 U	0.205	0.0643	0.217	0.00 - 0.50
5DN-00149	50296	Am-241	0.0115	0.0215	0.007	0.0454	0.00 - 0.50
5DN-00149	50296	Bi-212	1.12 J	0.208	0.119	2.15	0.00 - 0.50
5DN-00149	50296	Bi-214	1.03	0.0381	0.0524	1.59	0.00 - 0.50
5DN-00149	50296	Cd-113m	28.9 U	139	42.9	3030	0.00 - 0.50
5DN-00149	50296	Cm-243/244	-0.007 U	0.0243	0.0043	0.0443	0.00 - 0.50
5DN-00149	50296	Co-60	-0.0036 U	0.0252	0.0073	0.028	0.00 - 0.50
5DN-00149	50296	Cs-134	0.0085 U	0.0221	0.0076	0.0864	0.00 - 0.50
5DN-00149	50296	Cs-137	0.0589	0.0249	0.01	0.207	0.00 - 0.50
5DN-00149	50296	Eu-152	-0.0147 U	0.0541	0.0168	0.0566	0.00 - 0.50
5DN-00149	50296	Eu-154	-0.018 U	0.145	0.0434	0.15	0.00 - 0.50
5DN-00149	50296	Eu-155	0.126 JS	0.0624	0.0337	0.231	0.00 - 0.50
5DN-00149	50296	Ho-166m	0.0116 U	0.0352	0.0102	0.0432	0.00 - 0.50
5DN-00149	50296	K-40	23.1	0.169	1.27	32.4	0.00 - 0.50
5DN-00149	50296	Na-22	-0.0006 U	0.0327	0.0094	0.037	0.00 - 0.50
5DN-00149	50296	Nb-94	-0.0032 U	0.0197	0.0058	0.0214	0.00 - 0.50
5DN-00149	50296	Np-236	-0.0167 U	0.0317	0.0103	0.047	0.00 - 0.50
5DN-00149	50296	Np-239	-0.0648 U	0.131	0.0435	0.139	0.00 - 0.50
5DN-00149	50296	Pa-231	0.165 U	0.865	0.268	0.936	0.00 - 0.50
5DN-00149	50296	Pb-212	1.63	0.0413	0.0925	2.69	0.00 - 0.50
5DN-00149	50296	Pb-214	1.04	0.0383	0.0502	1.7	0.00 - 0.50
5DN-00149	50296	Pu-238	-0.0026 U	0.0228	0.0044	0.0415	0.00 - 0.50
5DN-00149	50296	Pu-239/240	-0.0057 U	0.0387	0.0076	0.0404	0.00 - 0.50
5DN-00149	50296	Pu-244	0.0046 U	0.0227	0.0057	0.0313	0.00 - 0.50
5DN-00149	50296	Sb-125	0.0151 U	0.0603	0.0178	0.354	0.00 - 0.50
5DN-00149	50296	Sn-126	0.0025 U	0.0237	0.0068	0.0237	0.00 - 0.50
5DN-00149	50296	Sr-90	0.104 U	0.311	0.0917	0.485	0.00 - 0.50
5DN-00149	50296	Th-228	1.56	0.0687	0.131	3.98	0.00 - 0.50

Table A.2
Analytical Results Summary
Subarea 5D, Round 1

Sample Location	Sample ID	Analyte Name	Activity	MDC	TPU	RTL	Sample Depth (feet bgs)
5DN-00149	50296	Th-229	0.0228 U	0.0652	0.019	0.145	0.00 - 0.50
5DN-00149	50296	Th-230	0.99	0.0132	0.089	2.2	0.00 - 0.50
5DN-00149	50296	Th-232	1.38	0.0131	0.113	3.1	0.00 - 0.50
5DN-00149	50296	Th-234	1.39	0.24	0.126	3.19	0.00 - 0.50
5DN-00149	50296	Tl-208	0.507	0.0259	0.0316	0.937	0.00 - 0.50
5DN-00149	50296	Tm-171	0.849 U	8.93	2.85	72.4	0.00 - 0.50
5DN-00149	50296	U-233/234	0.801	0.0627	0.102	2.02	0.00 - 0.50
5DN-00149	50296	U-235/236	0.0295	0.0266	0.0172	0.151	0.00 - 0.50
5DN-00149	50296	U-238	0.815	0.0627	0.103	1.8	0.00 - 0.50
5DN-00149	50297	Ac-227	-0.102 U	0.184	0.0609	0.217	1.00 - 5.00
5DN-00149	50297	Am-241	0.0078	0.015	0.005	0.0454	1.00 - 5.00
5DN-00149	50297	Bi-212	0.913 J	0.16	0.0925	2.15	1.00 - 5.00
5DN-00149	50297	Bi-214	0.715	0.0301	0.0391	1.59	1.00 - 5.00
5DN-00149	50297	Cd-113m	-33.1 U	128	39.1	3030	1.00 - 5.00
5DN-00149	50297	Cm-243/244	0.0007 U	0.0153	0.003	0.0443	1.00 - 5.00
5DN-00149	50297	Co-60	0.003 UJ	0.0203	0.0058	0.028	1.00 - 5.00
5DN-00149	50297	Cs-134	-0.0027 U	0.0169	0.0059	0.0864	1.00 - 5.00
5DN-00149	50297	Cs-137	-0.0019 U	0.0177	0.0053	0.207	1.00 - 5.00
5DN-00149	50297	Eu-152	-0.0151 U	0.0464	0.0167	0.0566	1.00 - 5.00
5DN-00149	50297	Eu-154	0.0554 J	0.107	0.0329	0.15	1.00 - 5.00
5DN-00149	50297	Eu-155	0.0575 SJ	0.0668	0.0286	0.231	1.00 - 5.00
5DN-00149	50297	Ho-166m	-0.0081 U	0.0265	0.0083	0.0432	1.00 - 5.00
5DN-00149	50297	K-40	18.9	0.143	1.19	32.4	1.00 - 5.00
5DN-00149	50297	Na-22	0.0052 U	0.0233	0.0069	0.037	1.00 - 5.00
5DN-00149	50297	Nb-94	0.0079 SJ	0.0157	0.0049	0.0214	1.00 - 5.00
5DN-00149	50297	Np-236	0.0149 U	0.0361	0.0115	0.047	1.00 - 5.00
5DN-00149	50297	Np-239	-0.0071 U	0.125	0.0371	0.139	1.00 - 5.00
5DN-00149	50297	Pa-231	-0.324 U	0.761	0.262	0.936	1.00 - 5.00
5DN-00149	50297	Pb-212	1.56	0.037	0.0953	2.69	1.00 - 5.00
5DN-00149	50297	Pb-214	0.858	0.0327	0.0426	1.7	1.00 - 5.00
5DN-00149	50297	Pu-238	0.003	0.0082	0.003	0.0415	1.00 - 5.00
5DN-00149	50297	Pu-239/240	0.0039 U	0.0192	0.0048	0.0404	1.00 - 5.00
5DN-00149	50297	Pu-244	-0.0022 U	0.0192	0.0037	0.0313	1.00 - 5.00
5DN-00149	50297	Sb-125	-0.0184 U	0.0478	0.0147	0.354	1.00 - 5.00

Table A.2
Analytical Results Summary
Subarea 5D, Round 1

Sample Location	Sample ID	Analyte Name	Activity	MDC	TPU	RTL	Sample Depth (feet bgs)
5DN-00149	50297	Sn-126	0.0042 U	0.0167	0.005	0.0237	1.00 - 5.00
5DN-00149	50297	Sr-90	0.048 U	0.203	0.0586	0.485	1.00 - 5.00
5DN-00149	50297	Th-228	1.25	0.107	0.127	3.98	1.00 - 5.00
5DN-00149	50297	Th-229	0.0409	0.0502	0.0194	0.145	1.00 - 5.00
5DN-00149	50297	Th-230	0.864	0.0632	0.0927	2.2	1.00 - 5.00
5DN-00149	50297	Th-232	1.17	0.0184	0.112	3.1	1.00 - 5.00
5DN-00149	50297	Th-234	1.19 J	0.29	0.149	3.19	1.00 - 5.00
5DN-00149	50297	Tl-208	0.456	0.0177	0.0268	0.937	1.00 - 5.00
5DN-00149	50297	Tm-171	-2.04 U	17.5	5.87	72.4	1.00 - 5.00
5DN-00149	50297	U-233/234	1	0.0673	0.116	2.02	1.00 - 5.00
5DN-00149	50297	U-235/236	0.089	0.066	0.0318	0.151	1.00 - 5.00
5DN-00149	50297	U-238	0.896	0.0199	0.106	1.8	1.00 - 5.00
5DN-00150	50298	Ac-227	-0.0582 U	0.156	0.0486	0.217	0.00 - 0.50
5DN-00150	50298	Am-241	0.0171	0.0132	0.0064	0.0454	0.00 - 0.50
5DN-00150	50298	Bi-212	1.07	0.141	0.0836	2.15	0.00 - 0.50
5DN-00150	50298	Bi-214	1.1	0.0263	0.051	1.59	0.00 - 0.50
5DN-00150	50298	Cd-113m	-25.5 U	106	32.2	3030	0.00 - 0.50
5DN-00150	50298	Cm-243/244	0.0006 U	0.0134	0.0026	0.0443	0.00 - 0.50
5DN-00150	50298	Co-60	-0.0008 U	0.0172	0.0051	0.028	0.00 - 0.50
5DN-00150	50298	Cs-134	0.0053 U	0.0159	0.0054	0.0864	0.00 - 0.50
5DN-00150	50298	Cs-137	0.126	0.0168	0.0107	0.207	0.00 - 0.50
5DN-00150	50298	Eu-152	-0.0302 U	0.0399	0.0151	0.0566	0.00 - 0.50
5DN-00150	50298	Eu-154	0.0288 U	0.0937	0.033	0.15	0.00 - 0.50
5DN-00150	50298	Eu-155	0.0888 JS	0.0514	0.0225	0.231	0.00 - 0.50
5DN-00150	50298	Ho-166m	0.0034 U	0.0247	0.0073	0.0432	0.00 - 0.50
5DN-00150	50298	K-40	22.4	0.115	1.26	32.4	0.00 - 0.50
5DN-00150	50298	Na-22	0.0008 U	0.0228	0.0078	0.037	0.00 - 0.50
5DN-00150	50298	Nb-94	0.0025 U	0.0138	0.0041	0.0214	0.00 - 0.50
5DN-00150	50298	Np-236	-0.0154 U	0.027	0.0095	0.047	0.00 - 0.50
5DN-00150	50298	Np-239	0.0037 U	0.102	0.0301	0.139	0.00 - 0.50
5DN-00150	50298	Pa-231	-0.11 U	0.638	0.208	0.936	0.00 - 0.50
5DN-00150	50298	Pb-212	1.79	0.0309	0.103	2.69	0.00 - 0.50
5DN-00150	50298	Pb-214	1.22	0.0281	0.0556	1.7	0.00 - 0.50
5DN-00150	50298	Pu-238	0.001 U	0.0222	0.0043	0.0415	0.00 - 0.50

Table A.2
Analytical Results Summary
Subarea 5D, Round 1

Sample Location	Sample ID	Analyte Name	Activity	MDC	TPU	RTL	Sample Depth (feet bgs)
5DN-00150	50298	Pu-239/240	0.0089 U	0.0274	0.0078	0.0404	0.00 - 0.50
5DN-00150	50298	Pu-244	0.0069	0.0094	0.0049	0.0313	0.00 - 0.50
5DN-00150	50298	Sb-125	0.0119 U	0.0435	0.0134	0.354	0.00 - 0.50
5DN-00150	50298	Sn-126	0.0031 U	0.0159	0.0047	0.0237	0.00 - 0.50
5DN-00150	50298	Sr-90	0.0829 U	0.198	0.06	0.485	0.00 - 0.50
5DN-00150	50298	Th-228	1.45 J	0.176	0.162	3.98	0.00 - 0.50
5DN-00150	50298	Th-229	0.0263 UL	0.0837	0.0237	0.145	0.00 - 0.50
5DN-00150	50298	Th-230	0.999 L	0.0588	0.114	2.2	0.00 - 0.50
5DN-00150	50298	Th-232	1.11 L	0.0249	0.122	3.1	0.00 - 0.50
5DN-00150	50298	Th-234	1.62	0.214	0.135	3.19	0.00 - 0.50
5DN-00150	50298	Tl-208	0.574	0.0176	0.0325	0.937	0.00 - 0.50
5DN-00150	50298	Tm-171	0.667 U	10.8	3.64	72.4	0.00 - 0.50
5DN-00150	50298	U-233/234	1.07	0.0519	0.126	2.02	0.00 - 0.50
5DN-00150	50298	U-235/236	0.0431	0.0642	0.0239	0.151	0.00 - 0.50
5DN-00150	50298	U-238	1.02	0.0221	0.121	1.8	0.00 - 0.50
5DN-00150	50299	Ac-227	0.0129 U	0.18	0.0535	0.217	1.00 - 5.00
5DN-00150	50299	Am-241	0.0022	0.006	0.0022	0.0454	1.00 - 5.00
5DN-00150	50299	Bi-212	0.951	0.138	0.0904	2.15	1.00 - 5.00
5DN-00150	50299	Bi-214	1.09	0.026	0.0496	1.59	1.00 - 5.00
5DN-00150	50299	Cd-113m	19.5 U	120	38.6	3030	1.00 - 5.00
5DN-00150	50299	Cm-243/244	0.0087	0.0205	0.0063	0.0443	1.00 - 5.00
5DN-00150	50299	Co-60	0.0026 U	0.0169	0.005	0.028	1.00 - 5.00
5DN-00150	50299	Cs-134	0.0022 U	0.0156	0.0052	0.0864	1.00 - 5.00
5DN-00150	50299	Cs-137	0.0036 U	0.0148	0.0049	0.207	1.00 - 5.00
5DN-00150	50299	Eu-152	-0.0332 UJ	0.0422	0.0163	0.0566	1.00 - 5.00
5DN-00150	50299	Eu-154	-0.029 U	0.0887	0.0277	0.15	1.00 - 5.00
5DN-00150	50299	Eu-155	0.0636 JS	0.0672	0.0236	0.231	1.00 - 5.00
5DN-00150	50299	Ho-166m	-0.0053 U	0.023	0.0069	0.0432	1.00 - 5.00
5DN-00150	50299	K-40	20	0.107	1.14	32.4	1.00 - 5.00
5DN-00150	50299	Na-22	0.006 U	0.0204	0.007	0.037	1.00 - 5.00
5DN-00150	50299	Nb-94	0.0026 U	0.0142	0.0041	0.0214	1.00 - 5.00
5DN-00150	50299	Np-236	-0.0066 U	0.0339	0.01	0.047	1.00 - 5.00
5DN-00150	50299	Np-239	0.0111 U	0.117	0.0346	0.139	1.00 - 5.00
5DN-00150	50299	Pa-231	0.0845 U	0.718	0.215	0.936	1.00 - 5.00

Table A.2
Analytical Results Summary
Subarea 5D, Round 1

Sample Location	Sample ID	Analyte Name	Activity	MDC	TPU	RTL	Sample Depth (feet bgs)
5DN-00150	50299	Pb-212	1.53	0.0366	0.0968	2.69	1.00 - 5.00
5DN-00150	50299	Pb-214	1.16	0.0308	0.0568	1.7	1.00 - 5.00
5DN-00150	50299	Pu-238	0.0014 U	0.0196	0.0043	0.0415	1.00 - 5.00
5DN-00150	50299	Pu-239/240	0	0.0067	0.0025	0.0404	1.00 - 5.00
5DN-00150	50299	Pu-244	0.005	0.0067	0.0035	0.0313	1.00 - 5.00
5DN-00150	50299	Sb-125	0.003 U	0.0455	0.0137	0.354	1.00 - 5.00
5DN-00150	50299	Sn-126	-0.0006 U	0.0148	0.0043	0.0237	1.00 - 5.00
5DN-00150	50299	Sr-90	0.181	0.271	0.0868	0.485	1.00 - 5.00
5DN-00150	50299	Th-228	1.43	0.118	0.144	3.98	1.00 - 5.00
5DN-00150	50299	Th-229	0 U	0.0527	0.0101	0.145	1.00 - 5.00
5DN-00150	50299	Th-230	0.828	0.0663	0.0922	2.2	1.00 - 5.00
5DN-00150	50299	Th-232	1.16	0.0193	0.114	3.1	1.00 - 5.00
5DN-00150	50299	Th-234	1.35 J	0.269	0.151	3.19	1.00 - 5.00
5DN-00150	50299	Tl-208	0.486	0.0178	0.0287	0.937	1.00 - 5.00
5DN-00150	50299	Tm-171	2.14 U	13.3	4.62	72.4	1.00 - 5.00
5DN-00150	50299	U-233/234	0.994	0.0894	0.118	2.02	1.00 - 5.00
5DN-00150	50299	U-235/236	0.0594	0.0603	0.0263	0.151	1.00 - 5.00
5DN-00150	50299	U-238	0.806	0.0488	0.1	1.8	1.00 - 5.00
5DN-00151	50300	Ac-227	-0.0712 U	0.214	0.0667	0.217	0.00 - 0.50
5DN-00151	50300	Am-241	0.0082	0.0074	0.0048	0.0454	0.00 - 0.50
5DN-00151	50300	Bi-212	1.55	0.173	0.118	2.15	0.00 - 0.50
5DN-00151	50300	Bi-214	1.24	0.0339	0.0581	1.59	0.00 - 0.50
5DN-00151	50300	Cd-113m	-63.4 U	143	49.2	3030	0.00 - 0.50
5DN-00151	50300	Cm-243/244	0.0016 U	0.0221	0.0049	0.0443	0.00 - 0.50
5DN-00151	50300	Co-60	0.0012 U	0.0212	0.0063	0.028	0.00 - 0.50
5DN-00151	50300	Cs-134	0.006 U	0.0203	0.0068	0.0864	0.00 - 0.50
5DN-00151	50300	Cs-137	0.017	0.0202	0.0067	0.207	0.00 - 0.50
5DN-00151	50300	Eu-152	-0.0417 UJ	0.0524	0.019	0.0566	0.00 - 0.50
5DN-00151	50300	Eu-154	-0.0492 U	0.115	0.0368	0.15	0.00 - 0.50
5DN-00151	50300	Eu-155	0.114 JS	0.0797	0.0322	0.231	0.00 - 0.50
5DN-00151	50300	Ho-166m	-0.0057 U	0.029	0.0086	0.0432	0.00 - 0.50
5DN-00151	50300	K-40	26.6	0.14	1.52	32.4	0.00 - 0.50
5DN-00151	50300	Na-22	-0.0053 U	0.0258	0.0093	0.037	0.00 - 0.50
5DN-00151	50300	Nb-94	0.0062 U	0.0174	0.0052	0.0214	0.00 - 0.50

Table A.2
Analytical Results Summary
Subarea 5D, Round 1

Sample Location	Sample ID	Analyte Name	Activity	MDC	TPU	RTL	Sample Depth (feet bgs)
5DN-00151	50300	Np-236	-0.0106 U	0.041	0.0127	0.047	0.00 - 0.50
5DN-00151	50300	Np-239	-0.0774 U	0.143	0.0468	0.139	0.00 - 0.50
5DN-00151	50300	Pa-231	-0.187 U	0.879	0.268	0.936	0.00 - 0.50
5DN-00151	50300	Pb-212	2.32	0.0433	0.146	2.69	0.00 - 0.50
5DN-00151	50300	Pb-214	1.32	0.0377	0.0652	1.7	0.00 - 0.50
5DN-00151	50300	Pu-238	0.0006 U	0.0134	0.0026	0.0415	0.00 - 0.50
5DN-00151	50300	Pu-239/240	0.0033 U	0.0165	0.0042	0.0404	0.00 - 0.50
5DN-00151	50300	Pu-244	-0.006 U	0.021	0.0037	0.0313	0.00 - 0.50
5DN-00151	50300	Sb-125	-0.0296 U	0.0528	0.0178	0.354	0.00 - 0.50
5DN-00151	50300	Sn-126	0.0005 U	0.019	0.0055	0.0237	0.00 - 0.50
5DN-00151	50300	Sr-90	-0.0195 U	0.313	0.0824	0.485	0.00 - 0.50
5DN-00151	50300	Th-228	1.67	0.0594	0.144	3.98	0.00 - 0.50
5DN-00151	50300	Th-229	0.0016 U	0.0618	0.0145	0.145	0.00 - 0.50
5DN-00151	50300	Th-230	1.09	0.0721	0.101	2.2	0.00 - 0.50
5DN-00151	50300	Th-232	1.31	0.0479	0.114	3.1	0.00 - 0.50
5DN-00151	50300	Th-234	1.97	0.306	0.185	3.19	0.00 - 0.50
5DN-00151	50300	Tl-208	0.679	0.0221	0.0388	0.937	0.00 - 0.50
5DN-00151	50300	Tm-171	5.88 U	16.3	5.8	72.4	0.00 - 0.50
5DN-00151	50300	U-233/234	1.26	0.0866	0.141	2.02	0.00 - 0.50
5DN-00151	50300	U-235/236	0.0491	0.0266	0.0223	0.151	0.00 - 0.50
5DN-00151	50300	U-238	1.22	0.0627	0.137	1.8	0.00 - 0.50
5DN-00152	50302	Ac-227	-0.125 U	0.208	0.069	0.217	0.00 - 0.50
5DN-00152	50302	Am-241	-0.0022 U	0.038	0.0076	0.0454	0.00 - 0.50
5DN-00152	50302	Bi-212	1.67	0.172	0.125	2.15	0.00 - 0.50
5DN-00152	50302	Bi-214	1.53	0.0334	0.0686	1.59	0.00 - 0.50
5DN-00152	50302	Cd-113m	59.9 U	143	45.2	3030	0.00 - 0.50
5DN-00152	50302	Cm-243/244	0.0105 U	0.0388	0.0107	0.0443	0.00 - 0.50
5DN-00152	50302	Co-60	-0.0039 U	0.0193	0.0057	0.028	0.00 - 0.50
5DN-00152	50302	Cs-134	0.0058 U	0.0198	0.0069	0.0864	0.00 - 0.50
5DN-00152	50302	Cs-137	0.0159 J	0.0196	0.0066	0.207	0.00 - 0.50
5DN-00152	50302	Eu-152	-0.0112 U	0.0525	0.0159	0.0566	0.00 - 0.50
5DN-00152	50302	Eu-154	-0.114 UJ	0.104	0.0427	0.15	0.00 - 0.50
5DN-00152	50302	Eu-155	0.103 J	0.0758	0.0353	0.231	0.00 - 0.50
5DN-00152	50302	Ho-166m	-0.0153 U	0.0281	0.0092	0.0432	0.00 - 0.50

Table A.2
Analytical Results Summary
Subarea 5D, Round 1

Sample Location	Sample ID	Analyte Name	Activity	MDC	TPU	RTL	Sample Depth (feet bgs)
5DN-00152	50302	K-40	23.9	0.142	1.35	32.4	0.00 - 0.50
5DN-00152	50302	Na-22	0.0084 U	0.0258	0.009	0.037	0.00 - 0.50
5DN-00152	50302	Nb-94	0.0157 SJ	0.0177	0.0062	0.0214	0.00 - 0.50
5DN-00152	50302	Np-236	0.0045 U	0.039	0.0119	0.047	0.00 - 0.50
5DN-00152	50302	Np-239	0.0139 U	0.139	0.0407	0.139	0.00 - 0.50
5DN-00152	50302	Pa-231	0.158 U	0.858	0.307	0.936	0.00 - 0.50
5DN-00152	50302	Pb-212	2.38	0.0424	0.142	2.69	0.00 - 0.50
5DN-00152	50302	Pb-214	1.74	0.0376	0.0804	1.7	0.00 - 0.50
5DN-00152	50302	Pu-238	0.0012 U	0.0174	0.0039	0.0415	0.00 - 0.50
5DN-00152	50302	Pu-239/240	0.0025 U	0.0221	0.0054	0.0404	0.00 - 0.50
5DN-00152	50302	Pu-244	0.0022	0.006	0.0022	0.0313	0.00 - 0.50
5DN-00152	50302	Sb-125	-0.0019 U	0.0549	0.0165	0.354	0.00 - 0.50
5DN-00152	50302	Sn-126	-0.0018 U	0.0186	0.0055	0.0237	0.00 - 0.50
5DN-00152	50302	Sr-90	0.118 U	0.245	0.0755	0.485	0.00 - 0.50
5DN-00152	50302	Th-228	2.1	0.0841	0.186	3.98	0.00 - 0.50
5DN-00152	50302	Th-229	0 U	0.0798	0.0182	0.145	0.00 - 0.50
5DN-00152	50302	Th-230	1.12	0.097	0.115	2.2	0.00 - 0.50
5DN-00152	50302	Th-232	1.5	0.02	0.137	3.1	0.00 - 0.50
5DN-00152	50302	Th-234	2.03	0.311	0.176	3.19	0.00 - 0.50
5DN-00152	50302	Tl-208	0.73	0.0215	0.04	0.937	0.00 - 0.50
5DN-00152	50302	Tm-171	-8.73 U	14.1	5.24	72.4	0.00 - 0.50
5DN-00152	50302	U-233/234	1.24	0.0496	0.128	2.02	0.00 - 0.50
5DN-00152	50302	U-235/236	0.07	0.0211	0.0239	0.151	0.00 - 0.50
5DN-00152	50302	U-238	1.48	0.0496	0.147	1.8	0.00 - 0.50
5DN-00152	50303	Ac-227	0.0493 U	0.189	0.0578	0.217	1.00 - 3.50
5DN-00152	50303	Am-241	0.0084	0.0057	0.0042	0.0454	1.00 - 3.50
5DN-00152	50303	Bi-212	1.02	0.152	0.0964	2.15	1.00 - 3.50
5DN-00152	50303	Bi-214	0.912	0.0278	0.0446	1.59	1.00 - 3.50
5DN-00152	50303	Cd-113m	29 U	126	39.7	3030	1.00 - 3.50
5DN-00152	50303	Cm-243/244	0.0064	0.0058	0.0037	0.0443	1.00 - 3.50
5DN-00152	50303	Co-60	0.0111 J	0.0186	0.0058	0.028	1.00 - 3.50
5DN-00152	50303	Cs-134	0.0018 U	0.0168	0.0057	0.0864	1.00 - 3.50
5DN-00152	50303	Cs-137	-0.005 U	0.0166	0.0051	0.207	1.00 - 3.50
5DN-00152	50303	Eu-152	-0.0138 U	0.0443	0.0173	0.0566	1.00 - 3.50

Table A.2
Analytical Results Summary
Subarea 5D, Round 1

Sample Location	Sample ID	Analyte Name	Activity	MDC	TPU	RTL	Sample Depth (feet bgs)
5DN-00152	50303	Eu-154	0.0156 UJ	0.0976	0.0282	0.15	1.00 - 3.50
5DN-00152	50303	Eu-155	0.0744 JS	0.0702	0.0246	0.231	1.00 - 3.50
5DN-00152	50303	Ho-166m	0.0029 U	0.0256	0.0076	0.0432	1.00 - 3.50
5DN-00152	50303	K-40	18.5	0.128	1.04	32.4	1.00 - 3.50
5DN-00152	50303	Na-22	-0.0013 U	0.022	0.0065	0.037	1.00 - 3.50
5DN-00152	50303	Nb-94	0.0055 U	0.0154	0.0047	0.0214	1.00 - 3.50
5DN-00152	50303	Np-236	-0.0103 U	0.0357	0.0108	0.047	1.00 - 3.50
5DN-00152	50303	Np-239	0.0505 U	0.125	0.0392	0.139	1.00 - 3.50
5DN-00152	50303	Pa-231	0.373 U	0.778	0.256	0.936	1.00 - 3.50
5DN-00152	50303	Pb-212	1.73	0.0376	0.101	2.69	1.00 - 3.50
5DN-00152	50303	Pb-214	0.956	0.0315	0.0458	1.7	1.00 - 3.50
5DN-00152	50303	Pu-238	-0.0024 U	0.0288	0.0064	0.0415	1.00 - 3.50
5DN-00152	50303	Pu-239/240	0.0013 U	0.0183	0.004	0.0404	1.00 - 3.50
5DN-00152	50303	Pu-244	0.003 U	0.0147	0.0037	0.0313	1.00 - 3.50
5DN-00152	50303	Sb-125	-0.013 U	0.0476	0.0143	0.354	1.00 - 3.50
5DN-00152	50303	Sn-126	0.0005 U	0.0169	0.005	0.0237	1.00 - 3.50
5DN-00152	50303	Sr-90	-0.0607 U	0.271	0.066	0.485	1.00 - 3.50
5DN-00152	50303	Th-228	1.87	0.0818	0.162	3.98	1.00 - 3.50
5DN-00152	50303	Th-229	0.0436	0.0579	0.0208	0.145	1.00 - 3.50
5DN-00152	50303	Th-230	1.33	0.0169	0.119	2.2	1.00 - 3.50
5DN-00152	50303	Th-232	1.54	0.0168	0.132	3.1	1.00 - 3.50
5DN-00152	50303	Th-234	1.51	0.281	0.144	3.19	1.00 - 3.50
5DN-00152	50303	Tl-208	0.554	0.0181	0.0321	0.937	1.00 - 3.50
5DN-00152	50303	Tm-171	8.96 J	14.3	5.35	72.4	1.00 - 3.50
5DN-00152	50303	U-233/234	1.4	0.0521	0.136	2.02	1.00 - 3.50
5DN-00152	50303	U-235/236	0.143	0.0644	0.0379	0.151	1.00 - 3.50
5DN-00152	50303	U-238	1.18	0.0421	0.12	1.8	1.00 - 3.50
5DN-00153	50304	Ac-227	-0.0399 U	0.176	0.0551	0.217	0.00 - 0.50
5DN-00153	50304	Am-241	0.0072 U	0.0354	0.0093	0.0454	0.00 - 0.50
5DN-00153	50304	Bi-212	0.886 J	0.267	0.234	2.15	0.00 - 0.50
5DN-00153	50304	Bi-214	1.04	0.0333	0.0505	1.59	0.00 - 0.50
5DN-00153	50304	Cd-113m	43.6 U	123	38.5	3030	0.00 - 0.50
5DN-00153	50304	Cm-243/244	-0.0001 U	0.0313	0.0065	0.0443	0.00 - 0.50
5DN-00153	50304	Co-60	0.0063 U	0.0223	0.0064	0.028	0.00 - 0.50

Table A.2
Analytical Results Summary
Subarea 5D, Round 1

Sample Location	Sample ID	Analyte Name	Activity	MDC	TPU	RTL	Sample Depth (feet bgs)
5DN-00153	50304	Cs-134	0.0149 SJ	0.0197	0.0073	0.0864	0.00 - 0.50
5DN-00153	50304	Cs-137	0.0088 U	0.0184	0.0081	0.207	0.00 - 0.50
5DN-00153	50304	Eu-152	0.0169 U	0.0461	0.0163	0.0566	0.00 - 0.50
5DN-00153	50304	Eu-154	-0.0056 U	0.112	0.0335	0.15	0.00 - 0.50
5DN-00153	50304	Eu-155	0.054 J	0.0588	0.021	0.231	0.00 - 0.50
5DN-00153	50304	Ho-166m	0.0042 U	0.0294	0.0085	0.0432	0.00 - 0.50
5DN-00153	50304	K-40	21.3	0.133	1.15	32.4	0.00 - 0.50
5DN-00153	50304	Na-22	0.0074 U	0.0278	0.0081	0.037	0.00 - 0.50
5DN-00153	50304	Nb-94	-0.0009 U	0.017	0.0049	0.0214	0.00 - 0.50
5DN-00153	50304	Np-236	-0.0169 U	0.0293	0.0095	0.047	0.00 - 0.50
5DN-00153	50304	Np-239	0.0204 U	0.115	0.0351	0.139	0.00 - 0.50
5DN-00153	50304	Pa-231	0.288 U	0.755	0.265	0.936	0.00 - 0.50
5DN-00153	50304	Pb-212	1.62	0.0356	0.0913	2.69	0.00 - 0.50
5DN-00153	50304	Pb-214	1.06	0.0319	0.0506	1.7	0.00 - 0.50
5DN-00153	50304	Pu-238	0.0007 U	0.0167	0.0032	0.0415	0.00 - 0.50
5DN-00153	50304	Pu-239/240	0.0022 U	0.0236	0.0056	0.0404	0.00 - 0.50
5DN-00153	50304	Pu-244	0.0052	0.0071	0.0037	0.0313	0.00 - 0.50
5DN-00153	50304	Sb-125	0.0105 U	0.0508	0.015	0.354	0.00 - 0.50
5DN-00153	50304	Sn-126	-0.0094 U	0.0183	0.0059	0.0237	0.00 - 0.50
5DN-00153	50304	Sr-90	0.113	0.126	0.0436	0.485	0.00 - 0.50
5DN-00153	50304	Th-228	1.51	0.109	0.144	3.98	0.00 - 0.50
5DN-00153	50304	Th-229	0.0273 U	0.0819	0.0237	0.145	0.00 - 0.50
5DN-00153	50304	Th-230	1.01	0.102	0.104	2.2	0.00 - 0.50
5DN-00153	50304	Th-232	1.19	0.0499	0.114	3.1	0.00 - 0.50
5DN-00153	50304	Th-234	1.43 J	0.21	0.145	3.19	0.00 - 0.50
5DN-00153	50304	Tl-208	0.551	0.0209	0.033	0.937	0.00 - 0.50
5DN-00153	50304	Tm-171	3.02 U	7.78	2.71	72.4	0.00 - 0.50
5DN-00153	50304	U-233/234	1.07	0.0558	0.119	2.02	0.00 - 0.50
5DN-00153	50304	U-235/236	0.0549	0.0557	0.0244	0.151	0.00 - 0.50
5DN-00153	50304	U-238	1.11	0.0192	0.122	1.8	0.00 - 0.50
5DN-00153	50305	Ac-227	0.114 J	0.21	0.0686	0.217	1.00 - 5.00
5DN-00153	50305	Am-241	0.0052 U	0.0245	0.0065	0.0454	1.00 - 5.00
5DN-00153	50305	Bi-212	1.08	0.146	0.0936	2.15	1.00 - 5.00
5DN-00153	50305	Bi-214	0.974	0.0301	0.0464	1.59	1.00 - 5.00

Table A.2
Analytical Results Summary
Subarea 5D, Round 1

Sample Location	Sample ID	Analyte Name	Activity	MDC	TPU	RTL	Sample Depth (feet bgs)
5DN-00153	50305	Cd-113m	62.5 U	140	48.1	3030	1.00 - 5.00
5DN-00153	50305	Cm-243/244	0.0095	0.0224	0.0068	0.0443	1.00 - 5.00
5DN-00153	50305	Co-60	0.0044 U	0.0181	0.0053	0.028	1.00 - 5.00
5DN-00153	50305	Cs-134	-0.0022 U	0.0165	0.0057	0.0864	1.00 - 5.00
5DN-00153	50305	Cs-137	0.0001 U	0.0171	0.0059	0.207	1.00 - 5.00
5DN-00153	50305	Eu-152	-0.0397 U	0.0512	0.0211	0.0566	1.00 - 5.00
5DN-00153	50305	Eu-154	-0.0155 U	0.0958	0.0284	0.15	1.00 - 5.00
5DN-00153	50305	Eu-155	0.0624 JS	0.0791	0.0276	0.231	1.00 - 5.00
5DN-00153	50305	Ho-166m	0.002 U	0.027	0.0081	0.0432	1.00 - 5.00
5DN-00153	50305	K-40	22.4	0.15	1.36	32.4	1.00 - 5.00
5DN-00153	50305	Na-22	-0.0014 U	0.0217	0.0064	0.037	1.00 - 5.00
5DN-00153	50305	Nb-94	0.0081 JS	0.0151	0.0048	0.0214	1.00 - 5.00
5DN-00153	50305	Np-236	0.0085 U	0.0405	0.0122	0.047	1.00 - 5.00
5DN-00153	50305	Np-239	-0.025 U	0.139	0.0431	0.139	1.00 - 5.00
5DN-00153	50305	Pa-231	0.111 U	0.86	0.274	0.936	1.00 - 5.00
5DN-00153	50305	Pb-212	1.62	0.0402	0.0996	2.69	1.00 - 5.00
5DN-00153	50305	Pb-214	1.13	0.0354	0.0545	1.7	1.00 - 5.00
5DN-00153	50305	Pu-238	-0.0004 U	0.0212	0.0044	0.0415	1.00 - 5.00
5DN-00153	50305	Pu-239/240	0.0117	0.0063	0.0053	0.0404	1.00 - 5.00
5DN-00153	50305	Pu-244	-0.0017 U	0.0149	0.0029	0.0313	1.00 - 5.00
5DN-00153	50305	Sb-125	0.0075 U	0.0497	0.0146	0.354	1.00 - 5.00
5DN-00153	50305	Sn-126	0.0054 U	0.0179	0.0054	0.0237	1.00 - 5.00
5DN-00153	50305	Sr-90	0.0091 U	0.255	0.0662	0.485	1.00 - 5.00
5DN-00153	50305	Th-228	1.41	0.0212	0.134	3.98	1.00 - 5.00
5DN-00153	50305	Th-229	0.0408	0.05	0.0194	0.145	1.00 - 5.00
5DN-00153	50305	Th-230	0.915	0.0184	0.0954	2.2	1.00 - 5.00
5DN-00153	50305	Th-232	1.18	0.0498	0.113	3.1	1.00 - 5.00
5DN-00153	50305	Th-234	1.85 J	0.313	0.188	3.19	1.00 - 5.00
5DN-00153	50305	Tl-208	0.494	0.019	0.0278	0.937	1.00 - 5.00
5DN-00153	50305	Tm-171	-7.26 U	17.5	6.18	72.4	1.00 - 5.00
5DN-00153	50305	U-233/234	0.92	0.0678	0.106	2.02	1.00 - 5.00
5DN-00153	50305	U-235/236	0.0608	0.0532	0.0248	0.151	1.00 - 5.00
5DN-00153	50305	U-238	0.899	0.0183	0.103	1.8	1.00 - 5.00
5DN-00154	50306	Ac-227	-0.101 U	0.185	0.0627	0.217	0.00 - 0.50

Table A.2
Analytical Results Summary
Subarea 5D, Round 1

Sample Location	Sample ID	Analyte Name	Activity	MDC	TPU	RTL	Sample Depth (feet bgs)
5DN-00154	50306	Am-241	0.0388	0.0263	0.0134	0.0454	0.00 - 0.50
5DN-00154	50306	Bi-212	1.05	0.157	0.099	2.15	0.00 - 0.50
5DN-00154	50306	Bi-214	0.989	0.0295	0.047	1.59	0.00 - 0.50
5DN-00154	50306	Cd-113m	96.4 J	129	44.5	3030	0.00 - 0.50
5DN-00154	50306	Cm-243/244	0.0078 U	0.0386	0.0101	0.0443	0.00 - 0.50
5DN-00154	50306	Co-60	-0.0017 U	0.0209	0.0063	0.028	0.00 - 0.50
5DN-00154	50306	Cs-134	0.002 U	0.0179	0.0061	0.0864	0.00 - 0.50
5DN-00154	50306	Cs-137	0.0507	0.0146	0.0088	0.207	0.00 - 0.50
5DN-00154	50306	Eu-152	-0.0211 U	0.0475	0.0159	0.0566	0.00 - 0.50
5DN-00154	50306	Eu-154	-0.0729 UJ	0.1	0.0354	0.15	0.00 - 0.50
5DN-00154	50306	Eu-155	0.0605 J	0.073	0.0254	0.231	0.00 - 0.50
5DN-00154	50306	Ho-166m	-0.0115 U	0.0256	0.0084	0.0432	0.00 - 0.50
5DN-00154	50306	K-40	23.1	0.139	1.31	32.4	0.00 - 0.50
5DN-00154	50306	Na-22	0.0102 U	0.0262	0.008	0.037	0.00 - 0.50
5DN-00154	50306	Nb-94	0.0121 SJ	0.0162	0.0055	0.0214	0.00 - 0.50
5DN-00154	50306	Np-236	-0.0082 U	0.0353	0.0106	0.047	0.00 - 0.50
5DN-00154	50306	Np-239	-0.0179 U	0.125	0.0386	0.139	0.00 - 0.50
5DN-00154	50306	Pa-231	0.196 U	0.792	0.245	0.936	0.00 - 0.50
5DN-00154	50306	Pb-212	1.76	0.0389	0.106	2.69	0.00 - 0.50
5DN-00154	50306	Pb-214	1.09	0.0327	0.0526	1.7	0.00 - 0.50
5DN-00154	50306	Pu-238	-0.0025 U	0.0193	0.0034	0.0415	0.00 - 0.50
5DN-00154	50306	Pu-239/240	0.006 U	0.0192	0.0055	0.0404	0.00 - 0.50
5DN-00154	50306	Pu-244	0.0106	0.0058	0.0048	0.0313	0.00 - 0.50
5DN-00154	50306	Sb-125	0.0338 J	0.0505	0.0163	0.354	0.00 - 0.50
5DN-00154	50306	Sn-126	-0.0053 U	0.0172	0.0054	0.0237	0.00 - 0.50
5DN-00154	50306	Sr-90	0.0526 U	0.256	0.0741	0.485	0.00 - 0.50
5DN-00154	50306	Th-228	1.6 J	0.158	0.172	3.98	0.00 - 0.50
5DN-00154	50306	Th-229	0.0092 U	0.0993	0.0244	0.145	0.00 - 0.50
5DN-00154	50306	Th-230	0.893	0.0678	0.107	2.2	0.00 - 0.50
5DN-00154	50306	Th-232	1.16	0.0676	0.127	3.1	0.00 - 0.50
5DN-00154	50306	Th-234	1.56 J	0.276	0.161	3.19	0.00 - 0.50
5DN-00154	50306	Tl-208	0.545	0.0216	0.0314	0.937	0.00 - 0.50
5DN-00154	50306	Tm-171	-0.332 U	15.7	5.4	72.4	0.00 - 0.50
5DN-00154	50306	U-233/234	0.856	0.0222	0.107	2.02	0.00 - 0.50

Table A.2
Analytical Results Summary
Subarea 5D, Round 1

Sample Location	Sample ID	Analyte Name	Activity	MDC	TPU	RTL	Sample Depth (feet bgs)
5DN-00154	50306	U-235/236	0.0406	0.0275	0.0205	0.151	0.00 - 0.50
5DN-00154	50306	U-238	0.969	0.0986	0.119	1.8	0.00 - 0.50
5DN-00154	50307	Ac-227	-0.108 U	0.229	0.0733	0.217	1.00 - 5.00
5DN-00154	50307	Am-241	0.0027 U	0.021	0.0053	0.0454	1.00 - 5.00
5DN-00154	50307	Bi-212	1.2	0.193	0.112	2.15	1.00 - 5.00
5DN-00154	50307	Bi-214	1.22	0.0383	0.0591	1.59	1.00 - 5.00
5DN-00154	50307	Cd-113m	3.19 U	156	47.6	3030	1.00 - 5.00
5DN-00154	50307	Cm-243/244	0.0019 U	0.0244	0.0061	0.0443	1.00 - 5.00
5DN-00154	50307	Co-60	0.0147 J	0.0252	0.0078	0.028	1.00 - 5.00
5DN-00154	50307	Cs-134	0.0055 U	0.0219	0.0074	0.0864	1.00 - 5.00
5DN-00154	50307	Cs-137	-0.0052 U	0.0209	0.0073	0.207	1.00 - 5.00
5DN-00154	50307	Eu-152	0.0048 U	0.0597	0.0185	0.0566	1.00 - 5.00
5DN-00154	50307	Eu-154	-0.06 UJ	0.125	0.0399	0.15	1.00 - 5.00
5DN-00154	50307	Eu-155	0.08 JS	0.0844	0.0355	0.231	1.00 - 5.00
5DN-00154	50307	Ho-166m	0.0016 U	0.0331	0.0098	0.0432	1.00 - 5.00
5DN-00154	50307	K-40	21.9	0.181	1.33	32.4	1.00 - 5.00
5DN-00154	50307	Na-22	0.0053 U	0.0308	0.009	0.037	1.00 - 5.00
5DN-00154	50307	Nb-94	0.0022 U	0.0195	0.0058	0.0214	1.00 - 5.00
5DN-00154	50307	Np-236	-0.0038 U	0.043	0.0132	0.047	1.00 - 5.00
5DN-00154	50307	Np-239	0.0141 U	0.155	0.0455	0.139	1.00 - 5.00
5DN-00154	50307	Pa-231	-0.11 U	0.933	0.289	0.936	1.00 - 5.00
5DN-00154	50307	Pb-212	1.85	0.0448	0.124	2.69	1.00 - 5.00
5DN-00154	50307	Pb-214	1.32	0.0402	0.0691	1.7	1.00 - 5.00
5DN-00154	50307	Pu-238	0.0008 U	0.0182	0.0035	0.0415	1.00 - 5.00
5DN-00154	50307	Pu-239/240	0.0016 U	0.0224	0.005	0.0404	1.00 - 5.00
5DN-00154	50307	Pu-244	-0.0066 U	0.0332	0.0064	0.0313	1.00 - 5.00
5DN-00154	50307	Sb-125	-0.0185 U	0.058	0.0184	0.354	1.00 - 5.00
5DN-00154	50307	Sn-126	-0.0052 U	0.0201	0.0062	0.0237	1.00 - 5.00
5DN-00154	50307	Sr-90	0.25	0.176	0.0687	0.485	1.00 - 5.00
5DN-00154	50307	Th-228	1.38	0.107	0.111	3.98	1.00 - 5.00
5DN-00154	50307	Th-229	0.0449	0.0539	0.0191	0.145	1.00 - 5.00
5DN-00154	50307	Th-230	0.904	0.0416	0.0766	2.2	1.00 - 5.00
5DN-00154	50307	Th-232	1.08	0.0481	0.0861	3.1	1.00 - 5.00
5DN-00154	50307	Th-234	1.55 J	0.355	0.177	3.19	1.00 - 5.00

Table A.2
Analytical Results Summary
Subarea 5D, Round 1

Sample Location	Sample ID	Analyte Name	Activity	MDC	TPU	RTL	Sample Depth (feet bgs)
5DN-00154	50307	Tl-208	0.609	0.0245	0.0358	0.937	1.00 - 5.00
5DN-00154	50307	Tm-171	-9.06 U	21	7.4	72.4	1.00 - 5.00
5DN-00154	50307	U-233/234	0.998	0.053	0.107	2.02	1.00 - 5.00
5DN-00154	50307	U-235/236	0.0462	0.0655	0.0238	0.151	1.00 - 5.00
5DN-00154	50307	U-238	1.04	0.0182	0.11	1.8	1.00 - 5.00
5DN-00155	50308	Ac-227	-0.0047 U	0.224	0.0674	0.217	0.00 - 0.50
5DN-00155	50308	Am-241	0.0077 U	0.0465	0.0122	0.0454	0.00 - 0.50
5DN-00155	50308	Bi-212	1.21 J	0.185	0.134	2.15	0.00 - 0.50
5DN-00155	50308	Bi-214	1.15	0.0351	0.0547	1.59	0.00 - 0.50
5DN-00155	50308	Cd-113m	-60.2 U	148	49	3030	0.00 - 0.50
5DN-00155	50308	Cm-243/244	0.0039 U	0.0436	0.0107	0.0443	0.00 - 0.50
5DN-00155	50308	Co-60	-0.0002 U	0.0217	0.0063	0.028	0.00 - 0.50
5DN-00155	50308	Cs-134	-0.0001 U	0.0206	0.007	0.0864	0.00 - 0.50
5DN-00155	50308	Cs-137	0.0343	0.0227	0.0096	0.207	0.00 - 0.50
5DN-00155	50308	Eu-152	0.0254 U	0.0576	0.0205	0.0566	0.00 - 0.50
5DN-00155	50308	Eu-154	-0.1 UJ	0.111	0.0416	0.15	0.00 - 0.50
5DN-00155	50308	Eu-155	0.014 U	0.085	0.025	0.231	0.00 - 0.50
5DN-00155	50308	Ho-166m	-0.0026 U	0.0315	0.0094	0.0432	0.00 - 0.50
5DN-00155	50308	K-40	24.1	0.143	1.35	32.4	0.00 - 0.50
5DN-00155	50308	Na-22	0.0037 U	0.0283	0.0082	0.037	0.00 - 0.50
5DN-00155	50308	Nb-94	0.0088 U	0.0191	0.0059	0.0214	0.00 - 0.50
5DN-00155	50308	Np-236	-0.0062 U	0.042	0.0125	0.047	0.00 - 0.50
5DN-00155	50308	Np-239	-0.033 U	0.15	0.0459	0.139	0.00 - 0.50
5DN-00155	50308	Pa-231	-0.055 U	0.917	0.318	0.936	0.00 - 0.50
5DN-00155	50308	Pb-212	1.76	0.0446	0.104	2.69	0.00 - 0.50
5DN-00155	50308	Pb-214	1.23	0.0386	0.0594	1.7	0.00 - 0.50
5DN-00155	50308	Pu-238	0.0027 U	0.0136	0.0034	0.0415	0.00 - 0.50
5DN-00155	50308	Pu-239/240	0.0043	0.0058	0.003	0.0404	0.00 - 0.50
5DN-00155	50308	Pu-244	0.0091	0.0135	0.005	0.0313	0.00 - 0.50
5DN-00155	50308	Sb-125	0.0196 U	0.0587	0.0174	0.354	0.00 - 0.50
5DN-00155	50308	Sn-126	0.0017 U	0.02	0.0059	0.0237	0.00 - 0.50
5DN-00155	50308	Sr-90	0.114 U	0.259	0.079	0.485	0.00 - 0.50
5DN-00155	50308	Th-228	1.54 L	0.0797	0.146	3.98	0.00 - 0.50
5DN-00155	50308	Th-229	0.0353 L	0.0656	0.0213	0.145	0.00 - 0.50

Table A.2
Analytical Results Summary
Subarea 5D, Round 1

Sample Location	Sample ID	Analyte Name	Activity	MDC	TPU	RTL	Sample Depth (feet bgs)
5DN-00155	50308	Th-230	1 L	0.0191	0.102	2.2	0.00 - 0.50
5DN-00155	50308	Th-232	1.24 L	0.019	0.118	3.1	0.00 - 0.50
5DN-00155	50308	Th-234	2.08	0.338	0.193	3.19	0.00 - 0.50
5DN-00155	50308	Tl-208	0.547	0.023	0.0332	0.937	0.00 - 0.50
5DN-00155	50308	Tm-171	0.332 U	17.1	5.97	72.4	0.00 - 0.50
5DN-00155	50308	U-233/234	0.929	0.07	0.112	2.02	0.00 - 0.50
5DN-00155	50308	U-235/236	0.0532	0.0754	0.0274	0.151	0.00 - 0.50
5DN-00155	50308	U-238	0.995	0.061	0.117	1.8	0.00 - 0.50
5DN-00155	50309	Ac-227	-0.109 U	0.214	0.0694	0.217	1.00 - 5.00
5DN-00155	50309	Am-241	0 U	0.0116	0.0022	0.0454	1.00 - 5.00
5DN-00155	50309	Bi-212	1.06 J	0.185	0.109	2.15	1.00 - 5.00
5DN-00155	50309	Bi-214	0.904	0.0352	0.0463	1.59	1.00 - 5.00
5DN-00155	50309	Cd-113m	52.9 U	151	47.2	3030	1.00 - 5.00
5DN-00155	50309	Cm-243/244	0 U	0.0193	0.0046	0.0443	1.00 - 5.00
5DN-00155	50309	Co-60	-0.0046 U	0.0228	0.0069	0.028	1.00 - 5.00
5DN-00155	50309	Cs-134	-0.0042 U	0.0204	0.007	0.0864	1.00 - 5.00
5DN-00155	50309	Cs-137	-0.0046 U	0.0205	0.0062	0.207	1.00 - 5.00
5DN-00155	50309	Eu-152	-0.0167 U	0.0547	0.0184	0.0566	1.00 - 5.00
5DN-00155	50309	Eu-154	-0.0568 U	0.121	0.0384	0.15	1.00 - 5.00
5DN-00155	50309	Eu-155	0.126 JS	0.08	0.0335	0.231	1.00 - 5.00
5DN-00155	50309	Ho-166m	0.0081 U	0.0313	0.0093	0.0432	1.00 - 5.00
5DN-00155	50309	K-40	21.3	0.147	1.29	32.4	1.00 - 5.00
5DN-00155	50309	Na-22	0.0254 J	0.0303	0.0112	0.037	1.00 - 5.00
5DN-00155	50309	Nb-94	0.0058 U	0.0186	0.0055	0.0214	1.00 - 5.00
5DN-00155	50309	Np-236	-0.0121 U	0.0415	0.0131	0.047	1.00 - 5.00
5DN-00155	50309	Np-239	-0.0781 U	0.14	0.0458	0.139	1.00 - 5.00
5DN-00155	50309	Pa-231	0.263 U	0.915	0.295	0.936	1.00 - 5.00
5DN-00155	50309	Pb-212	1.69	0.043	0.114	2.69	1.00 - 5.00
5DN-00155	50309	Pb-214	1.02	0.0398	0.055	1.7	1.00 - 5.00
5DN-00155	50309	Pu-238	-0.0028 UJ	0.0477	0.0111	0.0415	1.00 - 5.00
5DN-00155	50309	Pu-239/240	0.0093 UJ	0.0287	0.0082	0.0404	1.00 - 5.00
5DN-00155	50309	Pu-244	-0.0016 UJ	0.0287	0.0052	0.0313	1.00 - 5.00
5DN-00155	50309	Sb-125	0.043 JS	0.0586	0.0198	0.354	1.00 - 5.00
5DN-00155	50309	Sn-126	-0.0054 U	0.0203	0.0062	0.0237	1.00 - 5.00

Table A.2
Analytical Results Summary
Subarea 5D, Round 1

Sample Location	Sample ID	Analyte Name	Activity	MDC	TPU	RTL	Sample Depth (feet bgs)
5DN-00155	50309	Sr-90	-0.111 U	0.315	0.0807	0.485	1.00 - 5.00
5DN-00155	50309	Th-228	1.42	0.105	0.115	3.98	1.00 - 5.00
5DN-00155	50309	Th-229	0.0144 U	0.0446	0.0127	0.145	1.00 - 5.00
5DN-00155	50309	Th-230	0.719	0.0576	0.0689	2.2	1.00 - 5.00
5DN-00155	50309	Th-232	1.13	0.0129	0.0902	3.1	1.00 - 5.00
5DN-00155	50309	Th-234	1.6 J	0.339	0.182	3.19	1.00 - 5.00
5DN-00155	50309	Tl-208	0.532	0.0223	0.0322	0.937	1.00 - 5.00
5DN-00155	50309	Tm-171	-1.13 U	19.8	6.59	72.4	1.00 - 5.00
5DN-00155	50309	U-233/234	1.06	0.0463	0.107	2.02	1.00 - 5.00
5DN-00155	50309	U-235/236	0.0759	0.0171	0.0226	0.151	1.00 - 5.00
5DN-00155	50309	U-238	0.932	0.0326	0.097	1.8	1.00 - 5.00
5DN-00156	50310	Ac-227	-0.169 UJ	0.214	0.0762	0.217	0.00 - 0.50
5DN-00156	50310	Am-241	0.0032 U	0.0407	0.0102	0.0454	0.00 - 0.50
5DN-00156	50310	Bi-212	1.1 J	0.303	0.277	2.15	0.00 - 0.50
5DN-00156	50310	Bi-214	1.15	0.0368	0.0572	1.59	0.00 - 0.50
5DN-00156	50310	Cd-113m	-86.2 U	147	50.4	3030	0.00 - 0.50
5DN-00156	50310	Cm-243/244	0.0142 U	0.0438	0.0126	0.0443	0.00 - 0.50
5DN-00156	50310	Co-60	-0.0022 U	0.0244	0.0071	0.028	0.00 - 0.50
5DN-00156	50310	Cs-134	0.0077 U	0.0222	0.0075	0.0864	0.00 - 0.50
5DN-00156	50310	Cs-137	0.0567	0.0235	0.0098	0.207	0.00 - 0.50
5DN-00156	50310	Eu-152	0.0249 U	0.0567	0.0197	0.0566	0.00 - 0.50
5DN-00156	50310	Eu-154	0.0656 J	0.136	0.0476	0.15	0.00 - 0.50
5DN-00156	50310	Eu-155	0.103 JS	0.0741	0.0308	0.231	0.00 - 0.50
5DN-00156	50310	Ho-166m	-0.014 U	0.0336	0.0107	0.0432	0.00 - 0.50
5DN-00156	50310	K-40	22	0.166	1.25	32.4	0.00 - 0.50
5DN-00156	50310	Na-22	-0.0014 U	0.0318	0.0093	0.037	0.00 - 0.50
5DN-00156	50310	Nb-94	-0.002 U	0.0198	0.0059	0.0214	0.00 - 0.50
5DN-00156	50310	Np-236	0.0438 JS	0.0382	0.0173	0.047	0.00 - 0.50
5DN-00156	50310	Np-239	0.0501 U	0.145	0.0437	0.139	0.00 - 0.50
5DN-00156	50310	Pa-231	-0.651 U	0.888	0.331	0.936	0.00 - 0.50
5DN-00156	50310	Pb-212	1.78	0.0429	0.104	2.69	0.00 - 0.50
5DN-00156	50310	Pb-214	1.27	0.0402	0.0596	1.7	0.00 - 0.50
5DN-00156	50310	Pu-238	-0.0018 U	0.0162	0.0031	0.0415	0.00 - 0.50
5DN-00156	50310	Pu-239/240	0.0032 U	0.0161	0.004	0.0404	0.00 - 0.50

Table A.2
Analytical Results Summary
Subarea 5D, Round 1

Sample Location	Sample ID	Analyte Name	Activity	MDC	TPU	RTL	Sample Depth (feet bgs)
5DN-00156	50310	Pu-244	0	0.0069	0.0025	0.0313	0.00 - 0.50
5DN-00156	50310	Sb-125	-0.0042 U	0.0625	0.019	0.354	0.00 - 0.50
5DN-00156	50310	Sn-126	0.0006 U	0.0226	0.0066	0.0237	0.00 - 0.50
5DN-00156	50310	Sr-90	0.38	0.256	0.107	0.485	0.00 - 0.50
5DN-00156	50310	Th-228	1.57	0.0779	0.148	3.98	0.00 - 0.50
5DN-00156	50310	Th-229	0.0409	0.0502	0.0194	0.145	0.00 - 0.50
5DN-00156	50310	Th-230	0.912	0.0501	0.0958	2.2	0.00 - 0.50
5DN-00156	50310	Th-232	1.19	0.0184	0.114	3.1	0.00 - 0.50
5DN-00156	50310	Th-234	1.67	0.29	0.167	3.19	0.00 - 0.50
5DN-00156	50310	Tl-208	0.556	0.0256	0.0335	0.937	0.00 - 0.50
5DN-00156	50310	Tm-171	-6.34 U	15.2	5.38	72.4	0.00 - 0.50
5DN-00156	50310	U-233/234	0.925	0.0356	0.0991	2.02	0.00 - 0.50
5DN-00156	50310	U-235/236	0.0621	0.0187	0.0212	0.151	0.00 - 0.50
5DN-00156	50310	U-238	0.969	0.044	0.103	1.8	0.00 - 0.50
5DN-00156	50311	Ac-227	-0.0471 U	0.214	0.067	0.217	1.00 - 5.00
5DN-00156	50311	Am-241	0.0054 U	0.0247	0.0066	0.0454	1.00 - 5.00
5DN-00156	50311	Bi-212	1.16	0.158	0.105	2.15	1.00 - 5.00
5DN-00156	50311	Bi-214	1.13	0.0322	0.0515	1.59	1.00 - 5.00
5DN-00156	50311	Cd-113m	57.9 U	146	47.6	3030	1.00 - 5.00
5DN-00156	50311	Cm-243/244	-0.0099 U	0.0476	0.0116	0.0443	1.00 - 5.00
5DN-00156	50311	Co-60	-0.0017 U	0.0186	0.0055	0.028	1.00 - 5.00
5DN-00156	50311	Cs-134	-0.0001 U	0.017	0.0058	0.0864	1.00 - 5.00
5DN-00156	50311	Cs-137	-0.0088 U	0.0179	0.0059	0.207	1.00 - 5.00
5DN-00156	50311	Eu-152	-0.0501 U	0.0522	0.0262	0.0566	1.00 - 5.00
5DN-00156	50311	Eu-154	-0.0155 U	0.0966	0.0286	0.15	1.00 - 5.00
5DN-00156	50311	Eu-155	0.0908 JS	0.0809	0.0271	0.231	1.00 - 5.00
5DN-00156	50311	Ho-166m	0.0053 U	0.0269	0.0081	0.0432	1.00 - 5.00
5DN-00156	50311	K-40	21.2	0.145	1.29	32.4	1.00 - 5.00
5DN-00156	50311	Na-22	-0.0032 U	0.0229	0.0068	0.037	1.00 - 5.00
5DN-00156	50311	Nb-94	0.0059 U	0.0156	0.0048	0.0214	1.00 - 5.00
5DN-00156	50311	Np-236	-0.0086 U	0.0415	0.0131	0.047	1.00 - 5.00
5DN-00156	50311	Np-239	-0.0708 U	0.142	0.047	0.139	1.00 - 5.00
5DN-00156	50311	Pa-231	-0.327 U	0.87	0.291	0.936	1.00 - 5.00
5DN-00156	50311	Pb-212	1.8	0.0431	0.11	2.69	1.00 - 5.00

Table A.2
Analytical Results Summary
Subarea 5D, Round 1

Sample Location	Sample ID	Analyte Name	Activity	MDC	TPU	RTL	Sample Depth (feet bgs)
5DN-00156	50311	Pb-214	1.28	0.0363	0.0611	1.7	1.00 - 5.00
5DN-00156	50311	Pu-238	-0.0137 UJ	0.0453	0.0094	0.0415	1.00 - 5.00
5DN-00156	50311	Pu-239/240	0.0067	0.0187	0.0055	0.0404	1.00 - 5.00
5DN-00156	50311	Pu-244	0	0.008	0.0029	0.0313	1.00 - 5.00
5DN-00156	50311	Sb-125	-0.0051 U	0.0516	0.0153	0.354	1.00 - 5.00
5DN-00156	50311	Sn-126	0.0012 U	0.0174	0.0052	0.0237	1.00 - 5.00
5DN-00156	50311	Sr-90	0.135 U	0.301	0.0919	0.485	1.00 - 5.00
5DN-00156	50311	Th-228	1.38	0.123	0.117	3.98	1.00 - 5.00
5DN-00156	50311	Th-229	0.0356	0.0374	0.0153	0.145	1.00 - 5.00
5DN-00156	50311	Th-230	0.837	0.061	0.0773	2.2	1.00 - 5.00
5DN-00156	50311	Th-232	1.2	0.047	0.0967	3.1	1.00 - 5.00
5DN-00156	50311	Th-234	1.52 J	0.325	0.171	3.19	1.00 - 5.00
5DN-00156	50311	Tl-208	0.527	0.0194	0.0302	0.937	1.00 - 5.00
5DN-00156	50311	Tm-171	-13 U	18.2	6.94	72.4	1.00 - 5.00
5DN-00156	50311	U-233/234	1.03	0.0366	0.108	2.02	1.00 - 5.00
5DN-00156	50311	U-235/236	0.073	0.0452	0.0247	0.151	1.00 - 5.00
5DN-00156	50311	U-238	0.912	0.052	0.0994	1.8	1.00 - 5.00
5DN-00157	50312	Ac-227	0.0226 U	0.214	0.0646	0.217	0.00 - 0.50
5DN-00157	50312	Am-241	0.0093 U	0.0296	0.0084	0.0454	0.00 - 0.50
5DN-00157	50312	Bi-212	1.08 J	0.176	0.109	2.15	0.00 - 0.50
5DN-00157	50312	Bi-214	1.03	0.0327	0.0506	1.59	0.00 - 0.50
5DN-00157	50312	Cd-113m	-44.9 U	141	46	3030	0.00 - 0.50
5DN-00157	50312	Cm-243/244	-0.0017 U	0.0303	0.0066	0.0443	0.00 - 0.50
5DN-00157	50312	Co-60	-0.011 U	0.0201	0.0067	0.028	0.00 - 0.50
5DN-00157	50312	Cs-134	-0.0015 U	0.0196	0.0067	0.0864	0.00 - 0.50
5DN-00157	50312	Cs-137	0.0675	0.0206	0.009	0.207	0.00 - 0.50
5DN-00157	50312	Eu-152	0.0093 U	0.0533	0.02	0.0566	0.00 - 0.50
5DN-00157	50312	Eu-154	-0.0235 U	0.109	0.0325	0.15	0.00 - 0.50
5DN-00157	50312	Eu-155	0.0569 JS	0.0799	0.0267	0.231	0.00 - 0.50
5DN-00157	50312	Ho-166m	-0.0017 U	0.0278	0.0083	0.0432	0.00 - 0.50
5DN-00157	50312	K-40	22.2	0.142	1.24	32.4	0.00 - 0.50
5DN-00157	50312	Na-22	-0.0071 U	0.0266	0.0081	0.037	0.00 - 0.50
5DN-00157	50312	Nb-94	0.0076 U	0.0176	0.0054	0.0214	0.00 - 0.50
5DN-00157	50312	Np-236	-0.0169 U	0.0389	0.0122	0.047	0.00 - 0.50

Table A.2
Analytical Results Summary
Subarea 5D, Round 1

Sample Location	Sample ID	Analyte Name	Activity	MDC	TPU	RTL	Sample Depth (feet bgs)
5DN-00157	50312	Np-239	-0.0616 U	0.138	0.0446	0.139	0.00 - 0.50
5DN-00157	50312	Pa-231	0.0866 U	0.851	0.278	0.936	0.00 - 0.50
5DN-00157	50312	Pb-212	1.69	0.0427	0.0993	2.69	0.00 - 0.50
5DN-00157	50312	Pb-214	1.16	0.0366	0.0558	1.7	0.00 - 0.50
5DN-00157	50312	Pu-238	0.0007 U	0.016	0.0031	0.0415	0.00 - 0.50
5DN-00157	50312	Pu-239/240	0.0078 U	0.025	0.0071	0.0404	0.00 - 0.50
5DN-00157	50312	Pu-244	0.0007 U	0.0159	0.0031	0.0313	0.00 - 0.50
5DN-00157	50312	Sb-125	-0.0024 U	0.0542	0.0158	0.354	0.00 - 0.50
5DN-00157	50312	Sn-126	-0.0076 U	0.0183	0.0059	0.0237	0.00 - 0.50
5DN-00157	50312	Sr-90	0.314	0.325	0.115	0.485	0.00 - 0.50
5DN-00157	50312	Th-228	1.29 J	0.209	0.155	3.98	0.00 - 0.50
5DN-00157	50312	Th-229	0.0993	0.0839	0.0355	0.145	0.00 - 0.50
5DN-00157	50312	Th-230	0.874	0.0663	0.105	2.2	0.00 - 0.50
5DN-00157	50312	Th-232	1.01	0.0661	0.116	3.1	0.00 - 0.50
5DN-00157	50312	Th-234	1.74 J	0.323	0.179	3.19	0.00 - 0.50
5DN-00157	50312	Tl-208	0.509	0.0223	0.0304	0.937	0.00 - 0.50
5DN-00157	50312	Tm-171	-1.32 U	16.5	5.79	72.4	0.00 - 0.50
5DN-00157	50312	U-233/234	0.961	0.0524	0.108	2.02	0.00 - 0.50
5DN-00157	50312	U-235/236	0.0329	0.0223	0.0166	0.151	0.00 - 0.50
5DN-00157	50312	U-238	1.03	0.0524	0.114	1.8	0.00 - 0.50
5DN-00157	50313	Ac-227	-0.0656 U	0.194	0.0614	0.217	1.00 - 10.00
5DN-00157	50313	Am-241	0.0028 U	0.0128	0.0034	0.0454	1.00 - 10.00
5DN-00157	50313	Bi-212	1.06	0.154	0.0927	2.15	1.00 - 10.00
5DN-00157	50313	Bi-214	0.992	0.0306	0.0471	1.59	1.00 - 10.00
5DN-00157	50313	Cd-113m	8.23 U	132	41.3	3030	1.00 - 10.00
5DN-00157	50313	Cm-243/244	0.0056	0.0103	0.0034	0.0443	1.00 - 10.00
5DN-00157	50313	Co-60	-0.0051 U	0.0186	0.0057	0.028	1.00 - 10.00
5DN-00157	50313	Cs-134	0.003 U	0.0175	0.006	0.0864	1.00 - 10.00
5DN-00157	50313	Cs-137	0.0074 U	0.019	0.0058	0.207	1.00 - 10.00
5DN-00157	50313	Eu-152	-0.0537 UJ	0.0495	0.0215	0.0566	1.00 - 10.00
5DN-00157	50313	Eu-154	-0.0567 U	0.103	0.0339	0.15	1.00 - 10.00
5DN-00157	50313	Eu-155	0.0965 JS	0.0709	0.0306	0.231	1.00 - 10.00
5DN-00157	50313	Ho-166m	-0.0131 U	0.0271	0.0089	0.0432	1.00 - 10.00
5DN-00157	50313	K-40	22.7	0.136	1.36	32.4	1.00 - 10.00

Table A.2
Analytical Results Summary
Subarea 5D, Round 1

Sample Location	Sample ID	Analyte Name	Activity	MDC	TPU	RTL	Sample Depth (feet bgs)
5DN-00157	50313	Na-22	-0.0002 U	0.0245	0.0073	0.037	1.00 - 10.00
5DN-00157	50313	Nb-94	0.0109 JS	0.0165	0.0054	0.0214	1.00 - 10.00
5DN-00157	50313	Np-236	0.0076 U	0.0374	0.0111	0.047	1.00 - 10.00
5DN-00157	50313	Np-239	0.0017 U	0.131	0.0395	0.139	1.00 - 10.00
5DN-00157	50313	Pa-231	-0.174 U	0.802	0.249	0.936	1.00 - 10.00
5DN-00157	50313	Pb-212	1.81	0.0389	0.111	2.69	1.00 - 10.00
5DN-00157	50313	Pb-214	1.08	0.0361	0.0537	1.7	1.00 - 10.00
5DN-00157	50313	Pu-238	0.0186	0.0317	0.0104	0.0415	1.00 - 10.00
5DN-00157	50313	Pu-239/240	-0.0042 UJ	0.0228	0.0041	0.0404	1.00 - 10.00
5DN-00157	50313	Pu-244	0	0.0078	0.0029	0.0313	1.00 - 10.00
5DN-00157	50313	Sb-125	-0.0018 U	0.0505	0.0148	0.354	1.00 - 10.00
5DN-00157	50313	Sn-126	0.0089 U	0.0184	0.0057	0.0237	1.00 - 10.00
5DN-00157	50313	Sr-90	0.135 U	0.31	0.0943	0.485	1.00 - 10.00
5DN-00157	50313	Th-228	1.54	0.0567	0.121	3.98	1.00 - 10.00
5DN-00157	50313	Th-229	-0.0101 U	0.0761	0.0176	0.145	1.00 - 10.00
5DN-00157	50313	Th-230	0.834	0.047	0.0761	2.2	1.00 - 10.00
5DN-00157	50313	Th-232	1.27	0.0137	0.0993	3.1	1.00 - 10.00
5DN-00157	50313	Th-234	1.66	0.278	0.145	3.19	1.00 - 10.00
5DN-00157	50313	Tl-208	0.539	0.0193	0.0311	0.937	1.00 - 10.00
5DN-00157	50313	Tm-171	-7.66 U	13.6	5.14	72.4	1.00 - 10.00
5DN-00157	50313	U-233/234	0.958	0.0743	0.106	2.02	1.00 - 10.00
5DN-00157	50313	U-235/236	0.0655	0.0671	0.0267	0.151	1.00 - 10.00
5DN-00157	50313	U-238	1.04	0.0783	0.112	1.8	1.00 - 10.00
5DN-00158	50314	Ac-227	-0.0069 U	0.188	0.0575	0.217	0.00 - 0.50
5DN-00158	50314	Am-241	0.0007 U	0.0161	0.0031	0.0454	0.00 - 0.50
5DN-00158	50314	Bi-212	1.13	0.16	0.0968	2.15	0.00 - 0.50
5DN-00158	50314	Bi-214	1.04	0.0301	0.0491	1.59	0.00 - 0.50
5DN-00158	50314	Cd-113m	-2.18 U	129	41.6	3030	0.00 - 0.50
5DN-00158	50314	Cm-243/244	0.0103	0.007	0.0052	0.0443	0.00 - 0.50
5DN-00158	50314	Co-60	-0.0008 U	0.02	0.006	0.028	0.00 - 0.50
5DN-00158	50314	Cs-134	-0.0054 U	0.0178	0.0064	0.0864	0.00 - 0.50
5DN-00158	50314	Cs-137	0.0719	0.0174	0.0078	0.207	0.00 - 0.50
5DN-00158	50314	Eu-152	0.0085 U	0.0484	0.015	0.0566	0.00 - 0.50
5DN-00158	50314	Eu-154	0.0592 J	0.109	0.0375	0.15	0.00 - 0.50

Table A.2
Analytical Results Summary
Subarea 5D, Round 1

Sample Location	Sample ID	Analyte Name	Activity	MDC	TPU	RTL	Sample Depth (feet bgs)
5DN-00158	50314	Eu-155	0.0752 JS	0.0703	0.0314	0.231	0.00 - 0.50
5DN-00158	50314	Ho-166m	0.0007 U	0.0268	0.0081	0.0432	0.00 - 0.50
5DN-00158	50314	K-40	22.5	0.132	1.28	32.4	0.00 - 0.50
5DN-00158	50314	Na-22	-0.0079 U	0.0248	0.0078	0.037	0.00 - 0.50
5DN-00158	50314	Nb-94	0.0046 U	0.0158	0.0048	0.0214	0.00 - 0.50
5DN-00158	50314	Np-236	-0.0039 U	0.0349	0.0103	0.047	0.00 - 0.50
5DN-00158	50314	Np-239	0.0256 U	0.126	0.0384	0.139	0.00 - 0.50
5DN-00158	50314	Pa-231	0.518 J	0.809	0.271	0.936	0.00 - 0.50
5DN-00158	50314	Pb-212	1.73	0.0389	0.104	2.69	0.00 - 0.50
5DN-00158	50314	Pb-214	1.12	0.033	0.0544	1.7	0.00 - 0.50
5DN-00158	50314	Pu-238	0.0132	0.009	0.0067	0.0415	0.00 - 0.50
5DN-00158	50314	Pu-239/240	0.0042 U	0.021	0.0052	0.0404	0.00 - 0.50
5DN-00158	50314	Pu-244	0.0099	0.0089	0.0057	0.0313	0.00 - 0.50
5DN-00158	50314	Sb-125	0.0211 U	0.052	0.0157	0.354	0.00 - 0.50
5DN-00158	50314	Sn-126	0.0082 U	0.0182	0.0057	0.0237	0.00 - 0.50
5DN-00158	50314	Sr-90	0.077 U	0.282	0.0826	0.485	0.00 - 0.50
5DN-00158	50314	Th-228	1.49 J	0.173	0.161	3.98	0.00 - 0.50
5DN-00158	50314	Th-229	0.0674	0.11	0.036	0.145	0.00 - 0.50
5DN-00158	50314	Th-230	0.966	0.0619	0.109	2.2	0.00 - 0.50
5DN-00158	50314	Th-232	1.27	0.0227	0.129	3.1	0.00 - 0.50
5DN-00158	50314	Th-234	1.84	0.267	0.18	3.19	0.00 - 0.50
5DN-00158	50314	Tl-208	0.512	0.0198	0.0297	0.937	0.00 - 0.50
5DN-00158	50314	Tm-171	0.423 U	15.5	5.34	72.4	0.00 - 0.50
5DN-00158	50314	U-233/234	0.947	0.0481	0.104	2.02	0.00 - 0.50
5DN-00158	50314	U-235/236	0.0473	0.048	0.021	0.151	0.00 - 0.50
5DN-00158	50314	U-238	0.893	0.0481	0.1	1.8	0.00 - 0.50
5DN-00158	50315	Ac-227	-0.0468 U	0.207	0.0638	0.217	1.00 - 5.00
5DN-00158	50315	Am-241	-0.0049 U	0.023	0.0049	0.0454	1.00 - 5.00
5DN-00158	50315	Bi-212	1.11	0.17	0.101	2.15	1.00 - 5.00
5DN-00158	50315	Bi-214	0.973	0.0328	0.0473	1.59	1.00 - 5.00
5DN-00158	50315	Cd-113m	11.8 U	135	43.9	3030	1.00 - 5.00
5DN-00158	50315	Cm-243/244	0 U	0.0179	0.0041	0.0443	1.00 - 5.00
5DN-00158	50315	Co-60	0.0024 U	0.0199	0.0058	0.028	1.00 - 5.00
5DN-00158	50315	Cs-134	0.0126 JS	0.0191	0.0069	0.0864	1.00 - 5.00

Table A.2
Analytical Results Summary
Subarea 5D, Round 1

Sample Location	Sample ID	Analyte Name	Activity	MDC	TPU	RTL	Sample Depth (feet bgs)
5DN-00158	50315	Cs-137	-0.0086 U	0.0189	0.0061	0.207	1.00 - 5.00
5DN-00158	50315	Eu-152	-0.0055 U	0.0519	0.0173	0.0566	1.00 - 5.00
5DN-00158	50315	Eu-154	-0.0137 U	0.11	0.0321	0.15	1.00 - 5.00
5DN-00158	50315	Eu-155	0.128 JS	0.074	0.0355	0.231	1.00 - 5.00
5DN-00158	50315	Ho-166m	0 U	0.0285	0.0085	0.0432	1.00 - 5.00
5DN-00158	50315	K-40	20.2	0.134	1.13	32.4	1.00 - 5.00
5DN-00158	50315	Na-22	0.0016 U	0.0256	0.0075	0.037	1.00 - 5.00
5DN-00158	50315	Nb-94	0.0127 JS	0.0176	0.0058	0.0214	1.00 - 5.00
5DN-00158	50315	Np-236	0.0132 U	0.039	0.0126	0.047	1.00 - 5.00
5DN-00158	50315	Np-239	0.0088 U	0.137	0.0412	0.139	1.00 - 5.00
5DN-00158	50315	Pa-231	0.223 U	0.868	0.275	0.936	1.00 - 5.00
5DN-00158	50315	Pb-212	1.7	0.0399	0.0997	2.69	1.00 - 5.00
5DN-00158	50315	Pb-214	1.1	0.0346	0.0525	1.7	1.00 - 5.00
5DN-00158	50315	Pu-238	-0.0133 UJ	0.0452	0.0091	0.0415	1.00 - 5.00
5DN-00158	50315	Pu-239/240	0.004 UJ	0.0201	0.005	0.0404	1.00 - 5.00
5DN-00158	50315	Pu-244	0.0032	0.0086	0.0032	0.0313	1.00 - 5.00
5DN-00158	50315	Sb-125	-0.022 U	0.0518	0.0162	0.354	1.00 - 5.00
5DN-00158	50315	Sn-126	0.0024 U	0.019	0.0056	0.0237	1.00 - 5.00
5DN-00158	50315	Sr-90	0.0829 U	0.315	0.0922	0.485	1.00 - 5.00
5DN-00158	50315	Th-228	1.42	0.0659	0.115	3.98	1.00 - 5.00
5DN-00158	50315	Th-229	-0.0051 U	0.0846	0.0209	0.145	1.00 - 5.00
5DN-00158	50315	Th-230	0.841	0.0373	0.0762	2.2	1.00 - 5.00
5DN-00158	50315	Th-232	1.2	0.0469	0.0958	3.1	1.00 - 5.00
5DN-00158	50315	Th-234	1.79	0.311	0.166	3.19	1.00 - 5.00
5DN-00158	50315	Tl-208	0.525	0.0202	0.0306	0.937	1.00 - 5.00
5DN-00158	50315	Tm-171	1.65 U	15.5	5.41	72.4	1.00 - 5.00
5DN-00158	50315	U-233/234	0.893	0.0495	0.0964	2.02	1.00 - 5.00
5DN-00158	50315	U-235/236	0.056	0.0431	0.0213	0.151	1.00 - 5.00
5DN-00158	50315	U-238	0.843	0.0348	0.0921	1.8	1.00 - 5.00
5DN-00159	50316	Ac-227	-0.0272 U	0.177	0.0521	0.217	0.00 - 0.50
5DN-00159	50316	Am-241	0.0063 U	0.0201	0.0057	0.0454	0.00 - 0.50
5DN-00159	50316	Bi-212	0.97	0.137	0.0825	2.15	0.00 - 0.50
5DN-00159	50316	Bi-214	0.913	0.0275	0.0432	1.59	0.00 - 0.50
5DN-00159	50316	Cd-113m	-28.7 U	116	35.8	3030	0.00 - 0.50

Table A.2
Analytical Results Summary
Subarea 5D, Round 1

Sample Location	Sample ID	Analyte Name	Activity	MDC	TPU	RTL	Sample Depth (feet bgs)
5DN-00159	50316	Cm-243/244	0.0062	0.0056	0.0036	0.0443	0.00 - 0.50
5DN-00159	50316	Co-60	0.0035 U	0.0171	0.005	0.028	0.00 - 0.50
5DN-00159	50316	Cs-134	0.0042 U	0.016	0.0055	0.0864	0.00 - 0.50
5DN-00159	50316	Cs-137	0.0562	0.0163	0.0078	0.207	0.00 - 0.50
5DN-00159	50316	Eu-152	-0.0145 U	0.0426	0.0159	0.0566	0.00 - 0.50
5DN-00159	50316	Eu-154	-0.0375 U	0.0945	0.0298	0.15	0.00 - 0.50
5DN-00159	50316	Eu-155	0.0779 JS	0.0634	0.0272	0.231	0.00 - 0.50
5DN-00159	50316	Ho-166m	-0.0054 U	0.0233	0.0073	0.0432	0.00 - 0.50
5DN-00159	50316	K-40	19.7	0.107	1.11	32.4	0.00 - 0.50
5DN-00159	50316	Na-22	0.016 J	0.0219	0.0077	0.037	0.00 - 0.50
5DN-00159	50316	Nb-94	0.0085 JS	0.0142	0.0046	0.0214	0.00 - 0.50
5DN-00159	50316	Np-236	0.0109 U	0.0327	0.0101	0.047	0.00 - 0.50
5DN-00159	50316	Np-239	-0.0037 U	0.117	0.0363	0.139	0.00 - 0.50
5DN-00159	50316	Pa-231	0.189 U	0.728	0.215	0.936	0.00 - 0.50
5DN-00159	50316	Pb-212	1.66	0.036	0.0977	2.69	0.00 - 0.50
5DN-00159	50316	Pb-214	1.05	0.0297	0.0504	1.7	0.00 - 0.50
5DN-00159	50316	Pu-238	0.0066	0.006	0.0038	0.0415	0.00 - 0.50
5DN-00159	50316	Pu-239/240	0.005	0.014	0.0041	0.0404	0.00 - 0.50
5DN-00159	50316	Pu-244	-0.0016 U	0.014	0.0027	0.0313	0.00 - 0.50
5DN-00159	50316	Sb-125	0.0268 JS	0.0472	0.015	0.354	0.00 - 0.50
5DN-00159	50316	Sn-126	-0.0046 U	0.0154	0.0049	0.0237	0.00 - 0.50
5DN-00159	50316	Sr-90	-0.0451 U	0.305	0.0746	0.485	0.00 - 0.50
5DN-00159	50316	Th-228	1.34	0.115	0.138	3.98	0.00 - 0.50
5DN-00159	50316	Th-229	0.057	0.0525	0.0228	0.145	0.00 - 0.50
5DN-00159	50316	Th-230	1.03	0.0661	0.106	2.2	0.00 - 0.50
5DN-00159	50316	Th-232	1.28	0.0659	0.123	3.1	0.00 - 0.50
5DN-00159	50316	Th-234	1.45 J	0.252	0.146	3.19	0.00 - 0.50
5DN-00159	50316	Tl-208	0.519	0.0168	0.0293	0.937	0.00 - 0.50
5DN-00159	50316	Tm-171	-3.09 U	13.3	4.5	72.4	0.00 - 0.50
5DN-00159	50316	U-233/234	0.895	0.047	0.0991	2.02	0.00 - 0.50
5DN-00159	50316	U-235/236	0.0683	0.0469	0.0244	0.151	0.00 - 0.50
5DN-00159	50316	U-238	1.04	0.0379	0.111	1.8	0.00 - 0.50
5DN-00159	50317	Ac-227	-0.119 U	0.254	0.0845	0.217	1.00 - 5.00
5DN-00159	50317	Am-241	0.012	0.0121	0.0053	0.0454	1.00 - 5.00

Table A.2
Analytical Results Summary
Subarea 5D, Round 1

Sample Location	Sample ID	Analyte Name	Activity	MDC	TPU	RTL	Sample Depth (feet bgs)
5DN-00159	50317	Bi-212	1.21	0.194	0.112	2.15	1.00 - 5.00
5DN-00159	50317	Bi-214	1.12	0.0371	0.0544	1.59	1.00 - 5.00
5DN-00159	50317	Cd-113m	-157 UJ	164	64.7	3030	1.00 - 5.00
5DN-00159	50317	Cm-243/244	-0.0051 U	0.0212	0.0037	0.0443	1.00 - 5.00
5DN-00159	50317	Co-60	0.0018 U	0.024	0.007	0.028	1.00 - 5.00
5DN-00159	50317	Cs-134	-0.0069 U	0.0207	0.0073	0.0864	1.00 - 5.00
5DN-00159	50317	Cs-137	-0.0044 U	0.0221	0.0066	0.207	1.00 - 5.00
5DN-00159	50317	Eu-152	-0.0405 U	0.063	0.0254	0.0566	1.00 - 5.00
5DN-00159	50317	Eu-154	-0.0173 U	0.132	0.0401	0.15	1.00 - 5.00
5DN-00159	50317	Eu-155	0.0797 JS	0.101	0.0359	0.231	1.00 - 5.00
5DN-00159	50317	Ho-166m	-0.0125 U	0.0335	0.0105	0.0432	1.00 - 5.00
5DN-00159	50317	K-40	22.1	0.157	1.38	32.4	1.00 - 5.00
5DN-00159	50317	Na-22	0.0013 U	0.0302	0.0088	0.037	1.00 - 5.00
5DN-00159	50317	Nb-94	-0.0037 U	0.0192	0.0057	0.0214	1.00 - 5.00
5DN-00159	50317	Np-236	-0.0069 U	0.0499	0.015	0.047	1.00 - 5.00
5DN-00159	50317	Np-239	-0.058 U	0.166	0.0534	0.139	1.00 - 5.00
5DN-00159	50317	Pa-231	-0.444 U	1.03	0.352	0.936	1.00 - 5.00
5DN-00159	50317	Pb-212	1.93	0.0508	0.128	2.69	1.00 - 5.00
5DN-00159	50317	Pb-214	1.31	0.0419	0.0669	1.7	1.00 - 5.00
5DN-00159	50317	Pu-238	-0.0015 UJ	0.0435	0.0104	0.0415	1.00 - 5.00
5DN-00159	50317	Pu-239/240	0.0081 UJ	0.025	0.0071	0.0404	1.00 - 5.00
5DN-00159	50317	Pu-244	0	0.0086	0.0032	0.0313	1.00 - 5.00
5DN-00159	50317	Sb-125	0.012 U	0.0647	0.0193	0.354	1.00 - 5.00
5DN-00159	50317	Sn-126	0.0025 U	0.0218	0.0064	0.0237	1.00 - 5.00
5DN-00159	50317	Sr-90	-0.01 U	0.295	0.0813	0.485	1.00 - 5.00
5DN-00159	50317	Th-228	1.59	0.128	0.133	3.98	1.00 - 5.00
5DN-00159	50317	Th-229	0.0057 U	0.0679	0.017	0.145	1.00 - 5.00
5DN-00159	50317	Th-230	0.925	0.0607	0.0856	2.2	1.00 - 5.00
5DN-00159	50317	Th-232	1.35	0.0152	0.108	3.1	1.00 - 5.00
5DN-00159	50317	Th-234	1.76 J	0.422	0.202	3.19	1.00 - 5.00
5DN-00159	50317	Tl-208	0.554	0.0251	0.033	0.937	1.00 - 5.00
5DN-00159	50317	Tm-171	-9.04 U	28	9.59	72.4	1.00 - 5.00
5DN-00159	50317	U-233/234	1.04	0.0325	0.105	2.02	1.00 - 5.00
5DN-00159	50317	U-235/236	0.0315	0.0171	0.0143	0.151	1.00 - 5.00

Table A.2
Analytical Results Summary
Subarea 5D, Round 1

Sample Location	Sample ID	Analyte Name	Activity	MDC	TPU	RTL	Sample Depth (feet bgs)
5DN-00159	50317	U-238	1.08	0.0325	0.108	1.8	1.00 - 5.00
5DN-00160	50318	Ac-227	-0.102 U	0.248	0.0814	0.217	0.00 - 0.50
5DN-00160	50318	Am-241	0.009	0.0061	0.0045	0.0454	0.00 - 0.50
5DN-00160	50318	Bi-212	1.18	0.199	0.109	2.15	0.00 - 0.50
5DN-00160	50318	Bi-214	1.23	0.0367	0.0582	1.59	0.00 - 0.50
5DN-00160	50318	Cd-113m	-26.4 U	170	55.1	3030	0.00 - 0.50
5DN-00160	50318	Cm-243/244	0.003 U	0.0147	0.0037	0.0443	0.00 - 0.50
5DN-00160	50318	Co-60	0.0038 U	0.0239	0.0069	0.028	0.00 - 0.50
5DN-00160	50318	Cs-134	0.0193 JS	0.0238	0.0083	0.0864	0.00 - 0.50
5DN-00160	50318	Cs-137	0.0331 J	0.0213	0.008	0.207	0.00 - 0.50
5DN-00160	50318	Eu-152	-0.0317 U	0.0613	0.0227	0.0566	0.00 - 0.50
5DN-00160	50318	Eu-154	-0.0402 U	0.125	0.0395	0.15	0.00 - 0.50
5DN-00160	50318	Eu-155	0.0929 JS	0.0974	0.037	0.231	0.00 - 0.50
5DN-00160	50318	Ho-166m	-0.0158 U	0.0328	0.0106	0.0432	0.00 - 0.50
5DN-00160	50318	K-40	22.3	0.156	1.4	32.4	0.00 - 0.50
5DN-00160	50318	Na-22	-0.0278 UJ	0.0282	0.011	0.037	0.00 - 0.50
5DN-00160	50318	Nb-94	0.0073 U	0.0195	0.0059	0.0214	0.00 - 0.50
5DN-00160	50318	Np-236	0.0169 U	0.0499	0.0157	0.047	0.00 - 0.50
5DN-00160	50318	Np-239	0.0626 U	0.169	0.0534	0.139	0.00 - 0.50
5DN-00160	50318	Pa-231	0.651 J	1.05	0.365	0.936	0.00 - 0.50
5DN-00160	50318	Pb-212	1.98	0.0511	0.131	2.69	0.00 - 0.50
5DN-00160	50318	Pb-214	1.29	0.0441	0.0667	1.7	0.00 - 0.50
5DN-00160	50318	Pu-238	0.0044	0.0059	0.0031	0.0415	0.00 - 0.50
5DN-00160	50318	Pu-239/240	0.0034 U	0.0171	0.0044	0.0404	0.00 - 0.50
5DN-00160	50318	Pu-244	0.0018 U	0.0196	0.0046	0.0313	0.00 - 0.50
5DN-00160	50318	Sb-125	0.0148 U	0.0643	0.0193	0.354	0.00 - 0.50
5DN-00160	50318	Sn-126	0.0046 U	0.0214	0.0063	0.0237	0.00 - 0.50
5DN-00160	50318	Sr-90	0.022 U	0.202	0.0563	0.485	0.00 - 0.50
5DN-00160	50318	Th-228	1.49 J	0.12	0.155	3.98	0.00 - 0.50
5DN-00160	50318	Th-229	0.0245 U	0.0878	0.0245	0.145	0.00 - 0.50
5DN-00160	50318	Th-230	0.92	0.0756	0.104	2.2	0.00 - 0.50
5DN-00160	50318	Th-232	1.15	0.022	0.119	3.1	0.00 - 0.50
5DN-00160	50318	Th-234	1.45 J	0.406	0.192	3.19	0.00 - 0.50
5DN-00160	50318	Tl-208	0.601	0.025	0.0341	0.937	0.00 - 0.50

Table A.2
Analytical Results Summary
Subarea 5D, Round 1

Sample Location	Sample ID	Analyte Name	Activity	MDC	TPU	RTL	Sample Depth (feet bgs)
5DN-00160	50318	Tm-171	-19 U	28.6	10.7	72.4	0.00 - 0.50
5DN-00160	50318	U-233/234	0.913	0.0556	0.102	2.02	0.00 - 0.50
5DN-00160	50318	U-235/236	0.038	0.0206	0.0172	0.151	0.00 - 0.50
5DN-00160	50318	U-238	1.09	0.0391	0.116	1.8	0.00 - 0.50
5DN-00160	50319	Ac-227	-0.0121 U	0.196	0.0595	0.217	1.00 - 5.00
5DN-00160	50319	Am-241	0.0024	0.0065	0.0024	0.0454	1.00 - 5.00
5DN-00160	50319	Bi-212	1.11	0.147	0.096	2.15	1.00 - 5.00
5DN-00160	50319	Bi-214	1.1	0.0303	0.0513	1.59	1.00 - 5.00
5DN-00160	50319	Cd-113m	0.388 U	131	43	3030	1.00 - 5.00
5DN-00160	50319	Cm-243/244	0.0038 U	0.0193	0.0049	0.0443	1.00 - 5.00
5DN-00160	50319	Co-60	0.0076 UJ	0.0191	0.0057	0.028	1.00 - 5.00
5DN-00160	50319	Cs-134	0.0096 SJ	0.0175	0.0062	0.0864	1.00 - 5.00
5DN-00160	50319	Cs-137	-0.0109 U	0.0176	0.006	0.207	1.00 - 5.00
5DN-00160	50319	Eu-152	0.0031 U	0.0482	0.0168	0.0566	1.00 - 5.00
5DN-00160	50319	Eu-154	-0.0412 U	0.0946	0.0298	0.15	1.00 - 5.00
5DN-00160	50319	Eu-155	0.116 SJ	0.0735	0.0288	0.231	1.00 - 5.00
5DN-00160	50319	Ho-166m	0.0012 U	0.0262	0.0078	0.0432	1.00 - 5.00
5DN-00160	50319	K-40	18.6	0.133	1.04	32.4	1.00 - 5.00
5DN-00160	50319	Na-22	-0.0057 U	0.0219	0.0078	0.037	1.00 - 5.00
5DN-00160	50319	Nb-94	0.0078 UJ	0.0165	0.0051	0.0214	1.00 - 5.00
5DN-00160	50319	Np-236	-0.0035 U	0.0376	0.0111	0.047	1.00 - 5.00
5DN-00160	50319	Np-239	-0.0349 U	0.128	0.0396	0.139	1.00 - 5.00
5DN-00160	50319	Pa-231	-0.365 U	0.818	0.266	0.936	1.00 - 5.00
5DN-00160	50319	Pb-212	1.85	0.0376	0.108	2.69	1.00 - 5.00
5DN-00160	50319	Pb-214	1.13	0.0338	0.0533	1.7	1.00 - 5.00
5DN-00160	50319	Pu-238	0.003 U	0.0147	0.0037	0.0415	1.00 - 5.00
5DN-00160	50319	Pu-239/240	0.0013 U	0.0181	0.004	0.0404	1.00 - 5.00
5DN-00160	50319	Pu-244	-0.001 U	0.0181	0.0033	0.0313	1.00 - 5.00
5DN-00160	50319	Sb-125	0.0042 U	0.0487	0.0142	0.354	1.00 - 5.00
5DN-00160	50319	Sn-126	-0.0058 U	0.0168	0.0053	0.0237	1.00 - 5.00
5DN-00160	50319	Sr-90	0.11 U	0.357	0.106	0.485	1.00 - 5.00
5DN-00160	50319	Th-228	1.62	0.096	0.156	3.98	1.00 - 5.00
5DN-00160	50319	Th-229	0.0381	0.082	0.0254	0.145	1.00 - 5.00
5DN-00160	50319	Th-230	0.973	0.0206	0.104	2.2	1.00 - 5.00

Table A.2
Analytical Results Summary
Subarea 5D, Round 1

Sample Location	Sample ID	Analyte Name	Activity	MDC	TPU	RTL	Sample Depth (feet bgs)
5DN-00160	50319	Th-232	1.51	0.0205	0.14	3.1	1.00 - 5.00
5DN-00160	50319	Th-234	1.72	0.297	0.155	3.19	1.00 - 5.00
5DN-00160	50319	Tl-208	0.556	0.019	0.0319	0.937	1.00 - 5.00
5DN-00160	50319	Tm-171	-4.92 U	14.3	5.19	72.4	1.00 - 5.00
5DN-00160	50319	U-233/234	1.06	0.0517	0.119	2.02	1.00 - 5.00
5DN-00160	50319	U-235/236	0.0615	0.0238	0.0237	0.151	1.00 - 5.00
5DN-00160	50319	U-238	1.01	0.0517	0.115	1.8	1.00 - 5.00
5DN-00161	50320	Ac-227	0.0136 U	0.226	0.0671	0.217	0.00 - 0.50
5DN-00161	50320	Am-241	0.0044 UJ	0.0218	0.0055	0.0454	0.00 - 0.50
5DN-00161	50320	Bi-212	1.2	0.178	0.105	2.15	0.00 - 0.50
5DN-00161	50320	Bi-214	1.04	0.0323	0.0545	1.59	0.00 - 0.50
5DN-00161	50320	Cd-113m	64.6 U	153	50.7	3030	0.00 - 0.50
5DN-00161	50320	Cm-243/244	-0.0056 UJ	0.0381	0.0075	0.0443	0.00 - 0.50
5DN-00161	50320	Co-60	0.0044 U	0.0231	0.0066	0.028	0.00 - 0.50
5DN-00161	50320	Cs-134	0.0192 JS	0.0213	0.0082	0.0864	0.00 - 0.50
5DN-00161	50320	Cs-137	0.0435 J	0.0185	0.0077	0.207	0.00 - 0.50
5DN-00161	50320	Eu-152	-0.0072 U	0.0551	0.0207	0.0566	0.00 - 0.50
5DN-00161	50320	Eu-154	-0.0534 U	0.119	0.0379	0.15	0.00 - 0.50
5DN-00161	50320	Eu-155	0.0932 JS	0.0822	0.0306	0.231	0.00 - 0.50
5DN-00161	50320	Ho-166m	-0.004 U	0.0311	0.0094	0.0432	0.00 - 0.50
5DN-00161	50320	K-40	22.2	0.15	1.4	32.4	0.00 - 0.50
5DN-00161	50320	Na-22	-0.0187 U	0.0286	0.01	0.037	0.00 - 0.50
5DN-00161	50320	Nb-94	0.008 U	0.018	0.0056	0.0214	0.00 - 0.50
5DN-00161	50320	Np-236	-0.0212 U	0.0414	0.0138	0.047	0.00 - 0.50
5DN-00161	50320	Np-239	-0.0587 U	0.146	0.046	0.139	0.00 - 0.50
5DN-00161	50320	Pa-231	-0.0864 U	0.892	0.29	0.936	0.00 - 0.50
5DN-00161	50320	Pb-212	1.82	0.0448	0.111	2.69	0.00 - 0.50
5DN-00161	50320	Pb-214	1.23	0.0389	0.0601	1.7	0.00 - 0.50
5DN-00161	50320	Pu-238	-0.0011 U	0.0204	0.0037	0.0415	0.00 - 0.50
5DN-00161	50320	Pu-239/240	0.0103	0.007	0.0052	0.0404	0.00 - 0.50
5DN-00161	50320	Pu-244	0.0103	0.007	0.0052	0.0313	0.00 - 0.50
5DN-00161	50320	Sb-125	-0.0118 U	0.058	0.0172	0.354	0.00 - 0.50
5DN-00161	50320	Sn-126	0.014 J	0.0204	0.0067	0.0237	0.00 - 0.50
5DN-00161	50320	Sr-90	0.197	0.284	0.0912	0.485	0.00 - 0.50

Table A.2
Analytical Results Summary
Subarea 5D, Round 1

Sample Location	Sample ID	Analyte Name	Activity	MDC	TPU	RTL	Sample Depth (feet bgs)
5DN-00161	50320	Th-228	1.58 J	0.115	0.162	3.98	0.00 - 0.50
5DN-00161	50320	Th-229	0.0046 UJ	0.073	0.0166	0.145	0.00 - 0.50
5DN-00161	50320	Th-230	0.915	0.0728	0.105	2.2	0.00 - 0.50
5DN-00161	50320	Th-232	0.978	0.0726	0.109	3.1	0.00 - 0.50
5DN-00161	50320	Th-234	1.56 J	0.332	0.181	3.19	0.00 - 0.50
5DN-00161	50320	Tl-208	0.516	0.0233	0.0311	0.937	0.00 - 0.50
5DN-00161	50320	Tm-171	-9.45 U	20.7	7.36	72.4	0.00 - 0.50
5DN-00161	50320	U-233/234	0.901	0.0506	0.11	2.02	0.00 - 0.50
5DN-00161	50320	U-235/236	0.0589	0.0266	0.0245	0.151	0.00 - 0.50
5DN-00161	50320	U-238	1.08	0.0215	0.124	1.8	0.00 - 0.50
5DN-00161	50321	Ac-227	-0.105 U	0.187	0.0635	0.217	1.00 - 5.00
5DN-00161	50321	Am-241	0.0589	0.0274	0.0141	0.0454	1.00 - 5.00
5DN-00161	50321	Bi-212	1.11	0.148	0.0944	2.15	1.00 - 5.00
5DN-00161	50321	Bi-214	1.15	0.0285	0.0536	1.59	1.00 - 5.00
5DN-00161	50321	Cd-113m	14.9 U	130	39.8	3030	1.00 - 5.00
5DN-00161	50321	Cm-243/244	-0.0012 U	0.035	0.0084	0.0443	1.00 - 5.00
5DN-00161	50321	Co-60	-0.011 UJ	0.0175	0.0061	0.028	1.00 - 5.00
5DN-00161	50321	Cs-134	0.0074 U	0.0159	0.0055	0.0864	1.00 - 5.00
5DN-00161	50321	Cs-137	0.0333	0.0168	0.0068	0.207	1.00 - 5.00
5DN-00161	50321	Eu-152	-0.0212 U	0.0458	0.0148	0.0566	1.00 - 5.00
5DN-00161	50321	Eu-154	-0.0561 U	0.1	0.0333	0.15	1.00 - 5.00
5DN-00161	50321	Eu-155	0.0803 SJ	0.0679	0.0249	0.231	1.00 - 5.00
5DN-00161	50321	Ho-166m	-0.0157 U	0.0256	0.0089	0.0432	1.00 - 5.00
5DN-00161	50321	K-40	20.5	0.132	1.17	32.4	1.00 - 5.00
5DN-00161	50321	Na-22	-0.0061 U	0.0238	0.0074	0.037	1.00 - 5.00
5DN-00161	50321	Nb-94	0.0081 SJ	0.0158	0.005	0.0214	1.00 - 5.00
5DN-00161	50321	Np-236	-0.0132 U	0.0351	0.0109	0.047	1.00 - 5.00
5DN-00161	50321	Np-239	-0.0206 U	0.126	0.0388	0.139	1.00 - 5.00
5DN-00161	50321	Pa-231	-0.015 U	0.776	0.239	0.936	1.00 - 5.00
5DN-00161	50321	Pb-212	1.77	0.0373	0.106	2.69	1.00 - 5.00
5DN-00161	50321	Pb-214	1.27	0.0321	0.0605	1.7	1.00 - 5.00
5DN-00161	50321	Pu-238	0.0037 U	0.0185	0.0047	0.0415	1.00 - 5.00
5DN-00161	50321	Pu-239/240	0.0106	0.0184	0.0062	0.0404	1.00 - 5.00
5DN-00161	50321	Pu-244	0.0036 U	0.0184	0.0047	0.0313	1.00 - 5.00

Table A.2
Analytical Results Summary
Subarea 5D, Round 1

Sample Location	Sample ID	Analyte Name	Activity	MDC	TPU	RTL	Sample Depth (feet bgs)
5DN-00161	50321	Sb-125	0.0101 U	0.0479	0.0141	0.354	1.00 - 5.00
5DN-00161	50321	Sn-126	-0.0006 U	0.0174	0.0053	0.0237	1.00 - 5.00
5DN-00161	50321	Sr-90	0.34	0.289	0.104	0.485	1.00 - 5.00
5DN-00161	50321	Th-228	1.38 J	0.134	0.151	3.98	1.00 - 5.00
5DN-00161	50321	Th-229	0.0174 U	0.114	0.0302	0.145	1.00 - 5.00
5DN-00161	50321	Th-230	0.896	0.0236	0.105	2.2	1.00 - 5.00
5DN-00161	50321	Th-232	1.2	0.0934	0.129	3.1	1.00 - 5.00
5DN-00161	50321	Th-234	1.77	0.282	0.17	3.19	1.00 - 5.00
5DN-00161	50321	Tl-208	0.547	0.0177	0.0309	0.937	1.00 - 5.00
5DN-00161	50321	Tm-171	1.22 U	15	5.17	72.4	1.00 - 5.00
5DN-00161	50321	U-233/234	0.935	0.0745	0.114	2.02	1.00 - 5.00
5DN-00161	50321	U-235/236	0.105	0.0597	0.0348	0.151	1.00 - 5.00
5DN-00161	50321	U-238	0.929	0.0675	0.114	1.8	1.00 - 5.00
5DN-00162	50322	Ac-227	-0.0356 U	0.232	0.0698	0.217	0.00 - 0.50
5DN-00162	50322	Am-241	0.0003 U	0.0229	0.0051	0.0454	0.00 - 0.50
5DN-00162	50322	Bi-212	0.988 J	0.189	0.109	2.15	0.00 - 0.50
5DN-00162	50322	Bi-214	0.922	0.0374	0.0471	1.59	0.00 - 0.50
5DN-00162	50322	Cd-113m	4.5 U	155	47.5	3030	0.00 - 0.50
5DN-00162	50322	Cm-243/244	0.0006 U	0.0304	0.0074	0.0443	0.00 - 0.50
5DN-00162	50322	Co-60	-0.0024 U	0.0227	0.0067	0.028	0.00 - 0.50
5DN-00162	50322	Cs-134	0.0223 JS	0.0224	0.0087	0.0864	0.00 - 0.50
5DN-00162	50322	Cs-137	0.0561 J	0.0198	0.0081	0.207	0.00 - 0.50
5DN-00162	50322	Eu-152	-0.021 U	0.0569	0.0196	0.0566	0.00 - 0.50
5DN-00162	50322	Eu-154	-0.0723 U	0.123	0.0408	0.15	0.00 - 0.50
5DN-00162	50322	Eu-155	0.0653 JS	0.088	0.0306	0.231	0.00 - 0.50
5DN-00162	50322	Ho-166m	-0.0051 U	0.0314	0.0095	0.0432	0.00 - 0.50
5DN-00162	50322	K-40	22.1	0.157	1.37	32.4	0.00 - 0.50
5DN-00162	50322	Na-22	-0.0123 U	0.0282	0.0091	0.037	0.00 - 0.50
5DN-00162	50322	Nb-94	0.0018 U	0.0193	0.0057	0.0214	0.00 - 0.50
5DN-00162	50322	Np-236	-0.0255 U	0.0431	0.0148	0.047	0.00 - 0.50
5DN-00162	50322	Np-239	-0.0288 U	0.152	0.0456	0.139	0.00 - 0.50
5DN-00162	50322	Pa-231	-0.0052 U	0.945	0.292	0.936	0.00 - 0.50
5DN-00162	50322	Pb-212	1.68	0.0474	0.109	2.69	0.00 - 0.50
5DN-00162	50322	Pb-214	1.1	0.0416	0.0557	1.7	0.00 - 0.50

Table A.2
Analytical Results Summary
Subarea 5D, Round 1

Sample Location	Sample ID	Analyte Name	Activity	MDC	TPU	RTL	Sample Depth (feet bgs)
5DN-00162	50322	Pu-238	-0.0014 U	0.0127	0.0025	0.0415	0.00 - 0.50
5DN-00162	50322	Pu-239/240	0.0025 U	0.0126	0.0032	0.0404	0.00 - 0.50
5DN-00162	50322	Pu-244	0.0045	0.0126	0.0037	0.0313	0.00 - 0.50
5DN-00162	50322	Sb-125	0.0076 U	0.0611	0.0186	0.354	0.00 - 0.50
5DN-00162	50322	Sn-126	-0.0028 U	0.0204	0.0061	0.0237	0.00 - 0.50
5DN-00162	50322	Sr-90	0.648	0.181	0.107	0.485	0.00 - 0.50
5DN-00162	50322	Th-228	1.22 J	0.164	0.151	3.98	0.00 - 0.50
5DN-00162	50322	Th-229	0.0255 UJ	0.0883	0.0246	0.145	0.00 - 0.50
5DN-00162	50322	Th-230	0.811	0.133	0.109	2.2	0.00 - 0.50
5DN-00162	50322	Th-232	1.17	0.0268	0.132	3.1	0.00 - 0.50
5DN-00162	50322	Th-234	1.72 J	0.359	0.201	3.19	0.00 - 0.50
5DN-00162	50322	Tl-208	0.495	0.0241	0.0301	0.937	0.00 - 0.50
5DN-00162	50322	Tm-171	2.89 U	22.4	7.5	72.4	0.00 - 0.50
5DN-00162	50322	U-233/234	0.813	0.0499	0.0944	2.02	0.00 - 0.50
5DN-00162	50322	U-235/236	0.0726	0.0499	0.026	0.151	0.00 - 0.50
5DN-00162	50322	U-238	0.797	0.0573	0.0934	1.8	0.00 - 0.50
5DN-00162	50323	Ac-227	-0.0154 U	0.194	0.0581	0.217	1.00 - 5.00
5DN-00162	50323	Am-241	0.0034 U	0.017	0.0043	0.0454	1.00 - 5.00
5DN-00162	50323	Bi-212	1.1	0.144	0.0995	2.15	1.00 - 5.00
5DN-00162	50323	Bi-214	1.04	0.0298	0.0493	1.59	1.00 - 5.00
5DN-00162	50323	Cd-113m	22.2 U	132	40.8	3030	1.00 - 5.00
5DN-00162	50323	Cm-243/244	0.0084	0.0198	0.006	0.0443	1.00 - 5.00
5DN-00162	50323	Co-60	0.0068 UJ	0.0185	0.0055	0.028	1.00 - 5.00
5DN-00162	50323	Cs-134	-0.0073 U	0.0165	0.0059	0.0864	1.00 - 5.00
5DN-00162	50323	Cs-137	-0.0161 UJ	0.0168	0.0064	0.207	1.00 - 5.00
5DN-00162	50323	Eu-152	-0.0165 U	0.0479	0.0184	0.0566	1.00 - 5.00
5DN-00162	50323	Eu-154	-0.0769 UJ	0.102	0.0365	0.15	1.00 - 5.00
5DN-00162	50323	Eu-155	0.0505 SJ	0.0708	0.0256	0.231	1.00 - 5.00
5DN-00162	50323	Ho-166m	-0.0021 U	0.0272	0.008	0.0432	1.00 - 5.00
5DN-00162	50323	K-40	21.1	0.128	1.21	32.4	1.00 - 5.00
5DN-00162	50323	Na-22	-0.0042 U	0.0233	0.0071	0.037	1.00 - 5.00
5DN-00162	50323	Nb-94	0.0092 SJ	0.0164	0.0051	0.0214	1.00 - 5.00
5DN-00162	50323	Np-236	-0.0175 U	0.0367	0.0116	0.047	1.00 - 5.00
5DN-00162	50323	Np-239	0.0665 J	0.132	0.0416	0.139	1.00 - 5.00

Table A.2
Analytical Results Summary
Subarea 5D, Round 1

Sample Location	Sample ID	Analyte Name	Activity	MDC	TPU	RTL	Sample Depth (feet bgs)
5DN-00162	50323	Pa-231	-0.0651 U	0.805	0.241	0.936	1.00 - 5.00
5DN-00162	50323	Pb-212	1.71	0.0372	0.108	2.69	1.00 - 5.00
5DN-00162	50323	Pb-214	1.13	0.0339	0.0558	1.7	1.00 - 5.00
5DN-00162	50323	Pu-238	0.0007 U	0.0148	0.0029	0.0415	1.00 - 5.00
5DN-00162	50323	Pu-239/240	0.0106	0.0183	0.0062	0.0404	1.00 - 5.00
5DN-00162	50323	Pu-244	-0.0067 U	0.0233	0.0041	0.0313	1.00 - 5.00
5DN-00162	50323	Sb-125	0.0221 U	0.0481	0.0151	0.354	1.00 - 5.00
5DN-00162	50323	Sn-126	-0.0039 U	0.0173	0.0052	0.0237	1.00 - 5.00
5DN-00162	50323	Sr-90	-0.0856 U	0.339	0.0889	0.485	1.00 - 5.00
5DN-00162	50323	Th-228	1.54	0.106	0.146	3.98	1.00 - 5.00
5DN-00162	50323	Th-229	0.0415	0.0831	0.026	0.145	1.00 - 5.00
5DN-00162	50323	Th-230	0.98	0.0508	0.101	2.2	1.00 - 5.00
5DN-00162	50323	Th-232	1.4	0.0186	0.127	3.1	1.00 - 5.00
5DN-00162	50323	Th-234	1.69	0.289	0.161	3.19	1.00 - 5.00
5DN-00162	50323	Tl-208	0.504	0.0188	0.0292	0.937	1.00 - 5.00
5DN-00162	50323	Tm-171	-5.69 U	13.8	5.02	72.4	1.00 - 5.00
5DN-00162	50323	U-233/234	0.747	0.0565	0.0961	2.02	1.00 - 5.00
5DN-00162	50323	U-235/236	0.0961	0.026	0.0313	0.151	1.00 - 5.00
5DN-00162	50323	U-238	1.06	0.0211	0.122	1.8	1.00 - 5.00
5DN-00163	50324	Ac-227	0.0252 U	0.178	0.0528	0.217	0.00 - 0.50
5DN-00163	50324	Am-241	0.0144	0.0244	0.0085	0.0454	0.00 - 0.50
5DN-00163	50324	Bi-212	1.13	0.153	0.0959	2.15	0.00 - 0.50
5DN-00163	50324	Bi-214	0.941	0.0294	0.0447	1.59	0.00 - 0.50
5DN-00163	50324	Cd-113m	31.8 U	122	37.9	3030	0.00 - 0.50
5DN-00163	50324	Cm-243/244	0.0072 U	0.0399	0.0105	0.0443	0.00 - 0.50
5DN-00163	50324	Co-60	0.0048 U	0.0189	0.0056	0.028	0.00 - 0.50
5DN-00163	50324	Cs-134	0.0063 U	0.0175	0.006	0.0864	0.00 - 0.50
5DN-00163	50324	Cs-137	0.06	0.0177	0.009	0.207	0.00 - 0.50
5DN-00163	50324	Eu-152	0.0092 U	0.0461	0.0158	0.0566	0.00 - 0.50
5DN-00163	50324	Eu-154	-0.0556 U	0.0971	0.032	0.15	0.00 - 0.50
5DN-00163	50324	Eu-155	0.0696 J	0.0657	0.025	0.231	0.00 - 0.50
5DN-00163	50324	Ho-166m	-0.0186 UJ	0.0247	0.0088	0.0432	0.00 - 0.50
5DN-00163	50324	K-40	21.4	0.145	1.29	32.4	0.00 - 0.50
5DN-00163	50324	Na-22	-0.0043 U	0.0238	0.0072	0.037	0.00 - 0.50

Table A.2
Analytical Results Summary
Subarea 5D, Round 1

Sample Location	Sample ID	Analyte Name	Activity	MDC	TPU	RTL	Sample Depth (feet bgs)
5DN-00163	50324	Nb-94	0.0093 SJ	0.0152	0.0049	0.0214	0.00 - 0.50
5DN-00163	50324	Np-236	-0.0179 U	0.033	0.011	0.047	0.00 - 0.50
5DN-00163	50324	Np-239	0.0356 U	0.118	0.0356	0.139	0.00 - 0.50
5DN-00163	50324	Pa-231	0.173 U	0.743	0.23	0.936	0.00 - 0.50
5DN-00163	50324	Pb-212	1.73	0.0363	0.116	2.69	0.00 - 0.50
5DN-00163	50324	Pb-214	1.03	0.0315	0.0537	1.7	0.00 - 0.50
5DN-00163	50324	Pu-238	-0.0015 U	0.0136	0.0026	0.0415	0.00 - 0.50
5DN-00163	50324	Pu-239/240	0.0106	0.0057	0.0048	0.0404	0.00 - 0.50
5DN-00163	50324	Pu-244	0.0027 U	0.0135	0.0034	0.0313	0.00 - 0.50
5DN-00163	50324	Sb-125	0.0154 U	0.0475	0.0147	0.354	0.00 - 0.50
5DN-00163	50324	Sn-126	0.002 U	0.0168	0.005	0.0237	0.00 - 0.50
5DN-00163	50324	Sr-90	0.222	0.219	0.0746	0.485	0.00 - 0.50
5DN-00163	50324	Th-228	1.46	0.109	0.142	3.98	0.00 - 0.50
5DN-00163	50324	Th-229	0.0069 U	0.0505	0.0119	0.145	0.00 - 0.50
5DN-00163	50324	Th-230	1.01	0.0503	0.102	2.2	0.00 - 0.50
5DN-00163	50324	Th-232	1.25	0.0633	0.118	3.1	0.00 - 0.50
5DN-00163	50324	Th-234	1.29 J	0.281	0.14	3.19	0.00 - 0.50
5DN-00163	50324	Tl-208	0.524	0.0188	0.0305	0.937	0.00 - 0.50
5DN-00163	50324	Tm-171	7.28 U	16.8	5.79	72.4	0.00 - 0.50
5DN-00163	50324	U-233/234	0.716	0.0609	0.0858	2.02	0.00 - 0.50
5DN-00163	50324	U-235/236	0.0471	0.0478	0.0209	0.151	0.00 - 0.50
5DN-00163	50324	U-238	0.662	0.0165	0.0803	1.8	0.00 - 0.50
5DN-00163	50325	Ac-227	-0.0495 U	0.192	0.0582	0.217	1.00 - 5.00
5DN-00163	50325	Am-241	0.0347	0.0246	0.0106	0.0454	1.00 - 5.00
5DN-00163	50325	Bi-212	1.27	0.153	0.106	2.15	1.00 - 5.00
5DN-00163	50325	Bi-214	0.916	0.0318	0.0449	1.59	1.00 - 5.00
5DN-00163	50325	Cd-113m	7.21 U	130	38.4	3030	1.00 - 5.00
5DN-00163	50325	Cm-243/244	0.0002 U	0.0339	0.0085	0.0443	1.00 - 5.00
5DN-00163	50325	Co-60	-0.0116 U	0.0187	0.0064	0.028	1.00 - 5.00
5DN-00163	50325	Cs-134	-0.0048 U	0.0173	0.006	0.0864	1.00 - 5.00
5DN-00163	50325	Cs-137	-0.0058 UJ	0.0191	0.0059	0.207	1.00 - 5.00
5DN-00163	50325	Eu-152	-0.0075 U	0.0491	0.0154	0.0566	1.00 - 5.00
5DN-00163	50325	Eu-154	-0.0262 U	0.105	0.0363	0.15	1.00 - 5.00
5DN-00163	50325	Eu-155	0.181 JS	0.0673	0.0347	0.231	1.00 - 5.00

Table A.2
Analytical Results Summary
Subarea 5D, Round 1

Sample Location	Sample ID	Analyte Name	Activity	MDC	TPU	RTL	Sample Depth (feet bgs)
5DN-00163	50325	Ho-166m	-0.0133 U	0.0283	0.0091	0.0432	1.00 - 5.00
5DN-00163	50325	K-40	20.4	0.139	1.11	32.4	1.00 - 5.00
5DN-00163	50325	Na-22	-0.0109 U	0.0231	0.0075	0.037	1.00 - 5.00
5DN-00163	50325	Nb-94	0.0045 U	0.0164	0.0048	0.0214	1.00 - 5.00
5DN-00163	50325	Np-236	-0.0074 U	0.0351	0.0109	0.047	1.00 - 5.00
5DN-00163	50325	Np-239	0.0381 U	0.128	0.0382	0.139	1.00 - 5.00
5DN-00163	50325	Pa-231	0.0018 U	0.795	0.235	0.936	1.00 - 5.00
5DN-00163	50325	Pb-212	1.6	0.0367	0.0922	2.69	1.00 - 5.00
5DN-00163	50325	Pb-214	1.03	0.034	0.0499	1.7	1.00 - 5.00
5DN-00163	50325	Pu-238	0.0206 UJ	0.0774	0.0218	0.0415	1.00 - 5.00
5DN-00163	50325	Pu-239/240	-0.0039 UJ	0.0344	0.0067	0.0404	1.00 - 5.00
5DN-00163	50325	Pu-244	0	0.0146	0.0054	0.0313	1.00 - 5.00
5DN-00163	50325	Sb-125	-0.003 U	0.0496	0.015	0.354	1.00 - 5.00
5DN-00163	50325	Sn-126	-0.0019 U	0.0179	0.0053	0.0237	1.00 - 5.00
5DN-00163	50325	Sr-90	-0.0676 U	0.158	0.0363	0.485	1.00 - 5.00
5DN-00163	50325	Th-228	1.64 J	0.108	0.165	3.98	1.00 - 5.00
5DN-00163	50325	Th-229	-0.0435 UJ	0.123	0.023	0.145	1.00 - 5.00
5DN-00163	50325	Th-230	0.964	0.0935	0.111	2.2	1.00 - 5.00
5DN-00163	50325	Th-232	1.34	0.0637	0.136	3.1	1.00 - 5.00
5DN-00163	50325	Th-234	1.92	0.28	0.177	3.19	1.00 - 5.00
5DN-00163	50325	Tl-208	0.485	0.0202	0.0288	0.937	1.00 - 5.00
5DN-00163	50325	Tm-171	-1.11 U	12.7	4.25	72.4	1.00 - 5.00
5DN-00163	50325	U-233/234	0.891	0.0149	0.0957	2.02	1.00 - 5.00
5DN-00163	50325	U-235/236	0.029	0.0432	0.0161	0.151	1.00 - 5.00
5DN-00163	50325	U-238	0.879	0.0349	0.095	1.8	1.00 - 5.00
5DN-00164	50326	Ac-227	-0.0022 U	0.168	0.0519	0.217	0.00 - 0.50
5DN-00164	50326	Am-241	-0.0028 U	0.0338	0.0075	0.0454	0.00 - 0.50
5DN-00164	50326	Bi-212	0.981	0.133	0.0763	2.15	0.00 - 0.50
5DN-00164	50326	Bi-214	0.946	0.0267	0.0428	1.59	0.00 - 0.50
5DN-00164	50326	Cd-113m	-42 U	111	37.4	3030	0.00 - 0.50
5DN-00164	50326	Cm-243/244	0.0198	0.028	0.0097	0.0443	0.00 - 0.50
5DN-00164	50326	Co-60	-0.0017 U	0.0162	0.0048	0.028	0.00 - 0.50
5DN-00164	50326	Cs-134	0.0074 U	0.0154	0.0054	0.0864	0.00 - 0.50
5DN-00164	50326	Cs-137	0.0718	0.0143	0.0067	0.207	0.00 - 0.50

Table A.2
Analytical Results Summary
Subarea 5D, Round 1

Sample Location	Sample ID	Analyte Name	Activity	MDC	TPU	RTL	Sample Depth (feet bgs)
5DN-00164	50326	Eu-152	-0.0259 U	0.0406	0.0144	0.0566	0.00 - 0.50
5DN-00164	50326	Eu-154	0.0269 U	0.089	0.0272	0.15	0.00 - 0.50
5DN-00164	50326	Eu-155	0.0581 JS	0.0641	0.025	0.231	0.00 - 0.50
5DN-00164	50326	Ho-166m	0.0116 JS	0.023	0.0072	0.0432	0.00 - 0.50
5DN-00164	50326	K-40	23	0.108	1.42	32.4	0.00 - 0.50
5DN-00164	50326	Na-22	-0.0059 U	0.0217	0.0067	0.037	0.00 - 0.50
5DN-00164	50326	Nb-94	0.0063 U	0.013	0.004	0.0214	0.00 - 0.50
5DN-00164	50326	Np-236	0.0033 U	0.0324	0.0104	0.047	0.00 - 0.50
5DN-00164	50326	Np-239	0.0319 U	0.11	0.0346	0.139	0.00 - 0.50
5DN-00164	50326	Pa-231	0.044 U	0.679	0.229	0.936	0.00 - 0.50
5DN-00164	50326	Pb-212	1.72	0.0335	0.113	2.69	0.00 - 0.50
5DN-00164	50326	Pb-214	1.05	0.0288	0.0519	1.7	0.00 - 0.50
5DN-00164	50326	Pu-238	0.015	0.0223	0.0083	0.0415	0.00 - 0.50
5DN-00164	50326	Pu-239/240	0.0192 UJ	0.0476	0.0142	0.0404	0.00 - 0.50
5DN-00164	50326	Pu-244	0.0104	0.0094	0.0061	0.0313	0.00 - 0.50
5DN-00164	50326	Sb-125	0.0058 U	0.0421	0.0126	0.354	0.00 - 0.50
5DN-00164	50326	Sn-126	-0.0014 U	0.0142	0.0042	0.0237	0.00 - 0.50
5DN-00164	50326	Sr-90	-0.111 U	0.244	0.058	0.485	0.00 - 0.50
5DN-00164	50326	Th-228	1.17	0.121	0.115	3.98	0.00 - 0.50
5DN-00164	50326	Th-229	-0.0121 U	0.0725	0.0148	0.145	0.00 - 0.50
5DN-00164	50326	Th-230	0.806	0.0849	0.083	2.2	0.00 - 0.50
5DN-00164	50326	Th-232	0.942	0.0557	0.0894	3.1	0.00 - 0.50
5DN-00164	50326	Th-234	1.45 J	0.271	0.155	3.19	0.00 - 0.50
5DN-00164	50326	Tl-208	0.505	0.0172	0.0279	0.937	0.00 - 0.50
5DN-00164	50326	Tm-171	-15 UJ	19	7.36	72.4	0.00 - 0.50
5DN-00164	50326	U-233/234	0.658	0.058	0.0824	2.02	0.00 - 0.50
5DN-00164	50326	U-235/236	0.0317	0.0214	0.016	0.151	0.00 - 0.50
5DN-00164	50326	U-238	0.681	0.0408	0.0837	1.8	0.00 - 0.50
5DN-00164	50327	Ac-227	0.149 J	0.28	0.0899	0.217	1.00 - 5.00
5DN-00164	50327	Am-241	0.0035 U	0.017	0.0044	0.0454	1.00 - 5.00
5DN-00164	50327	Bi-212	0.87 J	0.197	0.109	2.15	1.00 - 5.00
5DN-00164	50327	Bi-214	0.889	0.0377	0.0445	1.59	1.00 - 5.00
5DN-00164	50327	Cd-113m	-191 UJ	185	81.2	3030	1.00 - 5.00
5DN-00164	50327	Cm-243/244	-0.0086 U	0.0261	0.0049	0.0443	1.00 - 5.00

Table A.2
Analytical Results Summary
Subarea 5D, Round 1

Sample Location	Sample ID	Analyte Name	Activity	MDC	TPU	RTL	Sample Depth (feet bgs)
5DN-00164	50327	Co-60	0.0086 U	0.0231	0.0069	0.028	1.00 - 5.00
5DN-00164	50327	Cs-134	0.168 Z	0.0333	0.0407	0.0864	1.00 - 5.00
5DN-00164	50327	Cs-137	0.0073 U	0.022	0.0067	0.207	1.00 - 5.00
5DN-00164	50327	Eu-152	-0.0114 U	0.0657	0.042	0.0566	1.00 - 5.00
5DN-00164	50327	Eu-154	0.0516 UJ	0.127	0.0384	0.15	1.00 - 5.00
5DN-00164	50327	Eu-155	-0.0157 U	0.108	0.0332	0.231	1.00 - 5.00
5DN-00164	50327	Ho-166m	0.0042 U	0.0338	0.0102	0.0432	1.00 - 5.00
5DN-00164	50327	K-40	19.9	0.153	1.31	32.4	1.00 - 5.00
5DN-00164	50327	Na-22	-0.0104 U	0.0271	0.0085	0.037	1.00 - 5.00
5DN-00164	50327	Nb-94	0.0009 U	0.0188	0.0056	0.0214	1.00 - 5.00
5DN-00164	50327	Np-236	-0.0404 UJ	0.0539	0.0194	0.047	1.00 - 5.00
5DN-00164	50327	Np-239	-0.0582 U	0.186	0.062	0.139	1.00 - 5.00
5DN-00164	50327	Pa-231	-0.311 U	1.11	0.416	0.936	1.00 - 5.00
5DN-00164	50327	Pb-212	1.9	0.0545	0.127	2.69	1.00 - 5.00
5DN-00164	50327	Pb-214	0.992	0.0454	0.0525	1.7	1.00 - 5.00
5DN-00164	50327	Pu-238	-0.0092 U	0.0362	0.0073	0.0415	1.00 - 5.00
5DN-00164	50327	Pu-239/240	0.0034 U	0.0168	0.0042	0.0404	1.00 - 5.00
5DN-00164	50327	Pu-244	0.0007 U	0.0168	0.0033	0.0313	1.00 - 5.00
5DN-00164	50327	Sb-125	0.0002 U	0.0656	0.0196	0.354	1.00 - 5.00
5DN-00164	50327	Sn-126	-0.0137 U	0.0206	0.0072	0.0237	1.00 - 5.00
5DN-00164	50327	Sr-90	0.0084 U	0.307	0.0845	0.485	1.00 - 5.00
5DN-00164	50327	Th-228	1.71	0.0834	0.133	3.98	1.00 - 5.00
5DN-00164	50327	Th-229	0 U	0.0566	0.0129	0.145	1.00 - 5.00
5DN-00164	50327	Th-230	0.85	0.0487	0.0784	2.2	1.00 - 5.00
5DN-00164	50327	Th-232	1.37	0.0142	0.106	3.1	1.00 - 5.00
5DN-00164	50327	Th-234	1.41 J	0.527	0.387	3.19	1.00 - 5.00
5DN-00164	50327	Tl-208	0.547	0.025	0.0323	0.937	1.00 - 5.00
5DN-00164	50327	Tm-171	30.1 J	26.4	11.5	72.4	1.00 - 5.00
5DN-00164	50327	U-233/234	0.929	0.0218	0.109	2.02	1.00 - 5.00
5DN-00164	50327	U-235/236	0.0625	0.0634	0.0277	0.151	1.00 - 5.00
5DN-00164	50327	U-238	0.993	0.0513	0.114	1.8	1.00 - 5.00
5DN-00165	50328	Ac-227	-0.0409 U	0.19	0.0564	0.217	0.00 - 0.50
5DN-00165	50328	Am-241	0.0118 U	0.0295	0.0088	0.0454	0.00 - 0.50
5DN-00165	50328	Bi-212	1.07	0.149	0.0861	2.15	0.00 - 0.50

Table A.2
Analytical Results Summary
Subarea 5D, Round 1

Sample Location	Sample ID	Analyte Name	Activity	MDC	TPU	RTL	Sample Depth (feet bgs)
5DN-00165	50328	Bi-214	0.958	0.03	0.0461	1.59	0.00 - 0.50
5DN-00165	50328	Cd-113m	31.8 U	127	37.2	3030	0.00 - 0.50
5DN-00165	50328	Cm-243/244	0.0003 U	0.026	0.0058	0.0443	0.00 - 0.50
5DN-00165	50328	Co-60	-0.0014 U	0.0176	0.0052	0.028	0.00 - 0.50
5DN-00165	50328	Cs-134	0.0029 U	0.0175	0.006	0.0864	0.00 - 0.50
5DN-00165	50328	Cs-137	0.0261	0.0181	0.006	0.207	0.00 - 0.50
5DN-00165	50328	Eu-152	-0.0281 U	0.0462	0.0154	0.0566	0.00 - 0.50
5DN-00165	50328	Eu-154	0.0372 U	0.1	0.0337	0.15	0.00 - 0.50
5DN-00165	50328	Eu-155	0.0901 JS	0.0688	0.0267	0.231	0.00 - 0.50
5DN-00165	50328	Ho-166m	-0.003 U	0.0254	0.0078	0.0432	0.00 - 0.50
5DN-00165	50328	K-40	22	0.123	1.24	32.4	0.00 - 0.50
5DN-00165	50328	Na-22	0.0031 U	0.023	0.0068	0.037	0.00 - 0.50
5DN-00165	50328	Nb-94	0.0106 JS	0.0156	0.0052	0.0214	0.00 - 0.50
5DN-00165	50328	Np-236	0.0003 U	0.0351	0.0106	0.047	0.00 - 0.50
5DN-00165	50328	Np-239	-0.0294 U	0.124	0.0395	0.139	0.00 - 0.50
5DN-00165	50328	Pa-231	0.0678 U	0.763	0.222	0.936	0.00 - 0.50
5DN-00165	50328	Pb-212	1.82	0.0388	0.107	2.69	0.00 - 0.50
5DN-00165	50328	Pb-214	1.07	0.0332	0.0511	1.7	0.00 - 0.50
5DN-00165	50328	Pu-238	0.0055 U	0.0351	0.0092	0.0415	0.00 - 0.50
5DN-00165	50328	Pu-239/240	0.0027 U	0.0349	0.0087	0.0404	0.00 - 0.50
5DN-00165	50328	Pu-244	0.0056	0.0076	0.004	0.0313	0.00 - 0.50
5DN-00165	50328	Sb-125	0.0062 U	0.0494	0.0146	0.354	0.00 - 0.50
5DN-00165	50328	Sn-126	0.001 U	0.0165	0.005	0.0237	0.00 - 0.50
5DN-00165	50328	Sr-90	-0.0174 U	0.219	0.0569	0.485	0.00 - 0.50
5DN-00165	50328	Th-228	1.43	0.143	0.131	3.98	0.00 - 0.50
5DN-00165	50328	Th-229	0.0241 U	0.0724	0.0209	0.145	0.00 - 0.50
5DN-00165	50328	Th-230	0.703	0.0647	0.0752	2.2	0.00 - 0.50
5DN-00165	50328	Th-232	1.06	0.0162	0.0954	3.1	0.00 - 0.50
5DN-00165	50328	Th-234	1.3 J	0.277	0.145	3.19	0.00 - 0.50
5DN-00165	50328	Tl-208	0.551	0.0187	0.0308	0.937	0.00 - 0.50
5DN-00165	50328	Tm-171	-8.69 U	14.4	5.28	72.4	0.00 - 0.50
5DN-00165	50328	U-233/234	0.746	0.0483	0.0948	2.02	0.00 - 0.50
5DN-00165	50328	U-235/236	0.0469	0.0254	0.0213	0.151	0.00 - 0.50
5DN-00165	50328	U-238	0.853	0.0598	0.104	1.8	0.00 - 0.50

Table A.2
Analytical Results Summary
Subarea 5D, Round 1

Sample Location	Sample ID	Analyte Name	Activity	MDC	TPU	RTL	Sample Depth (feet bgs)
5DN-00165	50329	Ac-227	-0.0514 U	0.195	0.0599	0.217	1.00 - 5.00
5DN-00165	50329	Am-241	0.0025 U	0.0124	0.0031	0.0454	1.00 - 5.00
5DN-00165	50329	Bi-212	0.902 J	0.163	0.0972	2.15	1.00 - 5.00
5DN-00165	50329	Bi-214	0.733	0.0305	0.0374	1.59	1.00 - 5.00
5DN-00165	50329	Cd-113m	8.83 U	131	39	3030	1.00 - 5.00
5DN-00165	50329	Cm-243/244	-0.0012 U	0.0216	0.0047	0.0443	1.00 - 5.00
5DN-00165	50329	Co-60	0.0035 U	0.0204	0.0058	0.028	1.00 - 5.00
5DN-00165	50329	Cs-134	0.0058 U	0.0175	0.006	0.0864	1.00 - 5.00
5DN-00165	50329	Cs-137	-0.0026 U	0.0168	0.0059	0.207	1.00 - 5.00
5DN-00165	50329	Eu-152	-0.0038 U	0.0482	0.0167	0.0566	1.00 - 5.00
5DN-00165	50329	Eu-154	0.026 UJ	0.105	0.031	0.15	1.00 - 5.00
5DN-00165	50329	Eu-155	0.0705 JS	0.0754	0.0281	0.231	1.00 - 5.00
5DN-00165	50329	Ho-166m	-0.0091 U	0.0264	0.0083	0.0432	1.00 - 5.00
5DN-00165	50329	K-40	19.1	0.142	1.21	32.4	1.00 - 5.00
5DN-00165	50329	Na-22	0.0053 U	0.0243	0.0073	0.037	1.00 - 5.00
5DN-00165	50329	Nb-94	0.0022 U	0.0156	0.0047	0.0214	1.00 - 5.00
5DN-00165	50329	Np-236	-0.015 U	0.0365	0.0118	0.047	1.00 - 5.00
5DN-00165	50329	Np-239	0.0217 U	0.131	0.0389	0.139	1.00 - 5.00
5DN-00165	50329	Pa-231	0.208 U	0.784	0.268	0.936	1.00 - 5.00
5DN-00165	50329	Pb-212	1.75	0.038	0.106	2.69	1.00 - 5.00
5DN-00165	50329	Pb-214	0.816	0.0338	0.0408	1.7	1.00 - 5.00
5DN-00165	50329	Pu-238	-0.0103 U	0.0435	0.0095	0.0415	1.00 - 5.00
5DN-00165	50329	Pu-239/240	-0.0012 U	0.0222	0.004	0.0404	1.00 - 5.00
5DN-00165	50329	Pu-244	0.0112	0.0076	0.0056	0.0313	1.00 - 5.00
5DN-00165	50329	Sb-125	-0.0044 U	0.048	0.014	0.354	1.00 - 5.00
5DN-00165	50329	Sn-126	-0.0007 U	0.0169	0.0051	0.0237	1.00 - 5.00
5DN-00165	50329	Sr-90	0.328	0.457	0.147	0.485	1.00 - 5.00
5DN-00165	50329	Th-228	1.72	0.0915	0.159	3.98	1.00 - 5.00
5DN-00165	50329	Th-229	0.0209	0.0513	0.0156	0.145	1.00 - 5.00
5DN-00165	50329	Th-230	0.897	0.0512	0.0954	2.2	1.00 - 5.00
5DN-00165	50329	Th-232	1.28	0.0188	0.121	3.1	1.00 - 5.00
5DN-00165	50329	Th-234	1.32 J	0.309	0.15	3.19	1.00 - 5.00
5DN-00165	50329	Tl-208	0.505	0.0197	0.0292	0.937	1.00 - 5.00
5DN-00165	50329	Tm-171	-0.918 U	18	6.01	72.4	1.00 - 5.00

Table A.2
Analytical Results Summary
Subarea 5D, Round 1

Sample Location	Sample ID	Analyte Name	Activity	MDC	TPU	RTL	Sample Depth (feet bgs)
5DN-00165	50329	U-233/234	0.692	0.0527	0.0836	2.02	1.00 - 5.00
5DN-00165	50329	U-235/236	0.0827	0.0224	0.0267	0.151	1.00 - 5.00
5DN-00165	50329	U-238	0.778	0.0426	0.09	1.8	1.00 - 5.00
5DN-00166	50330	Ac-227	-0.12 U	0.218	0.0714	0.217	0.00 - 0.50
5DN-00166	50330	Am-241	0.0062	0.0084	0.0044	0.0454	0.00 - 0.50
5DN-00166	50330	Bi-212	0.979	0.177	0.0967	2.15	0.00 - 0.50
5DN-00166	50330	Bi-214	0.878	0.034	0.0437	1.59	0.00 - 0.50
5DN-00166	50330	Cd-113m	-52.6 U	145	46.5	3030	0.00 - 0.50
5DN-00166	50330	Cm-243/244	0.0159	0.0086	0.0072	0.0443	0.00 - 0.50
5DN-00166	50330	Co-60	0.0039 U	0.0215	0.0062	0.028	0.00 - 0.50
5DN-00166	50330	Cs-134	0.0151 JS	0.0194	0.0071	0.0864	0.00 - 0.50
5DN-00166	50330	Cs-137	0.0754 J	0.0181	0.0081	0.207	0.00 - 0.50
5DN-00166	50330	Eu-152	-0.0167 U	0.0537	0.0173	0.0566	0.00 - 0.50
5DN-00166	50330	Eu-154	-0.0526 U	0.112	0.037	0.15	0.00 - 0.50
5DN-00166	50330	Eu-155	0.0793 JS	0.0819	0.0305	0.231	0.00 - 0.50
5DN-00166	50330	Ho-166m	-0.0076 U	0.0287	0.0088	0.0432	0.00 - 0.50
5DN-00166	50330	K-40	21.9	0.137	1.28	32.4	0.00 - 0.50
5DN-00166	50330	Na-22	-0.0025 U	0.0266	0.0078	0.037	0.00 - 0.50
5DN-00166	50330	Nb-94	0.0012 U	0.0166	0.0049	0.0214	0.00 - 0.50
5DN-00166	50330	Np-236	0.008 U	0.0407	0.0125	0.047	0.00 - 0.50
5DN-00166	50330	Np-239	-0.0338 U	0.145	0.0437	0.139	0.00 - 0.50
5DN-00166	50330	Pa-231	0.0911 U	0.906	0.268	0.936	0.00 - 0.50
5DN-00166	50330	Pb-212	1.9	0.0455	0.127	2.69	0.00 - 0.50
5DN-00166	50330	Pb-214	1.04	0.0382	0.0536	1.7	0.00 - 0.50
5DN-00166	50330	Pu-238	-0.0044 U	0.0233	0.0041	0.0415	0.00 - 0.50
5DN-00166	50330	Pu-239/240	0.0013 U	0.0183	0.004	0.0404	0.00 - 0.50
5DN-00166	50330	Pu-244	0.0023	0.0063	0.0023	0.0313	0.00 - 0.50
5DN-00166	50330	Sb-125	-0.0104 U	0.0564	0.0174	0.354	0.00 - 0.50
5DN-00166	50330	Sn-126	-0.0085 U	0.0178	0.0057	0.0237	0.00 - 0.50
5DN-00166	50330	Sr-90	0.0999 U	0.194	0.06	0.485	0.00 - 0.50
5DN-00166	50330	Th-228	1.89	0.15	0.183	3.98	0.00 - 0.50
5DN-00166	50330	Th-229	0.0163 U	0.0758	0.02	0.145	0.00 - 0.50
5DN-00166	50330	Th-230	0.846	0.0599	0.0984	2.2	0.00 - 0.50
5DN-00166	50330	Th-232	1.25	0.0874	0.128	3.1	0.00 - 0.50

Table A.2
Analytical Results Summary
Subarea 5D, Round 1

Sample Location	Sample ID	Analyte Name	Activity	MDC	TPU	RTL	Sample Depth (feet bgs)
5DN-00166	50330	Th-234	1.63 J	0.333	0.195	3.19	0.00 - 0.50
5DN-00166	50330	Tl-208	0.568	0.0213	0.0331	0.937	0.00 - 0.50
5DN-00166	50330	Tm-171	-10.1 U	20.9	7.52	72.4	0.00 - 0.50
5DN-00166	50330	U-233/234	0.658	0.0186	0.0835	2.02	0.00 - 0.50
5DN-00166	50330	U-235/236	0.0786	0.054	0.0281	0.151	0.00 - 0.50
5DN-00166	50330	U-238	0.739	0.062	0.0913	1.8	0.00 - 0.50
5DN-00166	50331	Ac-227	0.0104 U	0.195	0.0573	0.217	1.00 - 5.00
5DN-00166	50331	Am-241	0.0024 U	0.0117	0.0029	0.0454	1.00 - 5.00
5DN-00166	50331	Bi-212	1.16	0.168	0.1	2.15	1.00 - 5.00
5DN-00166	50331	Bi-214	1.03	0.0337	0.0496	1.59	1.00 - 5.00
5DN-00166	50331	Cd-113m	15 U	130	39.6	3030	1.00 - 5.00
5DN-00166	50331	Cm-243/244	-0.0011 U	0.0205	0.0044	0.0443	1.00 - 5.00
5DN-00166	50331	Co-60	-0.0029 U	0.0197	0.0059	0.028	1.00 - 5.00
5DN-00166	50331	Cs-134	0.0112 JS	0.0193	0.0068	0.0864	1.00 - 5.00
5DN-00166	50331	Cs-137	-0.0143 UJ	0.0188	0.0067	0.207	1.00 - 5.00
5DN-00166	50331	Eu-152	-0.024 U	0.0484	0.0163	0.0566	1.00 - 5.00
5DN-00166	50331	Eu-154	-0.0402 UJ	0.111	0.0339	0.15	1.00 - 5.00
5DN-00166	50331	Eu-155	0.0832 JS	0.0695	0.0233	0.231	1.00 - 5.00
5DN-00166	50331	Ho-166m	-0.006 U	0.0288	0.0087	0.0432	1.00 - 5.00
5DN-00166	50331	K-40	20.4	0.129	1.11	32.4	1.00 - 5.00
5DN-00166	50331	Na-22	-0.0035 U	0.0245	0.0073	0.037	1.00 - 5.00
5DN-00166	50331	Nb-94	-0.0004 U	0.017	0.005	0.0214	1.00 - 5.00
5DN-00166	50331	Np-236	0.0009 U	0.0358	0.0114	0.047	1.00 - 5.00
5DN-00166	50331	Np-239	-0.0042 U	0.128	0.0375	0.139	1.00 - 5.00
5DN-00166	50331	Pa-231	-0.0697 U	0.797	0.245	0.936	1.00 - 5.00
5DN-00166	50331	Pb-212	1.68	0.0377	0.0972	2.69	1.00 - 5.00
5DN-00166	50331	Pb-214	1.17	0.0339	0.0567	1.7	1.00 - 5.00
5DN-00166	50331	Pu-238	-0.0002 U	0.0606	0.0144	0.0415	1.00 - 5.00
5DN-00166	50331	Pu-239/240	-0.007 U	0.0384	0.007	0.0404	1.00 - 5.00
5DN-00166	50331	Pu-244	0.0146	0.0132	0.0085	0.0313	1.00 - 5.00
5DN-00166	50331	Sb-125	0.0087 U	0.0527	0.0159	0.354	1.00 - 5.00
5DN-00166	50331	Sn-126	-0.0009 U	0.0187	0.0055	0.0237	1.00 - 5.00
5DN-00166	50331	Sr-90	0.196	0.324	0.103	0.485	1.00 - 5.00
5DN-00166	50331	Th-228	1.68	0.117	0.127	3.98	1.00 - 5.00

Table A.2
Analytical Results Summary
Subarea 5D, Round 1

Sample Location	Sample ID	Analyte Name	Activity	MDC	TPU	RTL	Sample Depth (feet bgs)
5DN-00166	50331	Th-229	0.0227	0.049	0.0151	0.145	1.00 - 5.00
5DN-00166	50331	Th-230	0.912	0.0422	0.0774	2.2	1.00 - 5.00
5DN-00166	50331	Th-232	1.32	0.0333	0.0985	3.1	1.00 - 5.00
5DN-00166	50331	Th-234	1.67	0.287	0.162	3.19	1.00 - 5.00
5DN-00166	50331	Tl-208	0.562	0.0204	0.0322	0.937	1.00 - 5.00
5DN-00166	50331	Tm-171	1.07 U	13.5	4.47	72.4	1.00 - 5.00
5DN-00166	50331	U-233/234	0.588	0.163	0.0841	2.02	1.00 - 5.00
5DN-00166	50331	U-235/236	0.0409	0.0653	0.0223	0.151	1.00 - 5.00
5DN-00166	50331	U-238	0.646	0.0528	0.0767	1.8	1.00 - 5.00
5DN-00167	50332	Ac-227	0.0524 U	0.183	0.0566	0.217	1.00 - 5.00
5DN-00167	50332	Am-241	0.0026 U	0.0127	0.0032	0.0454	1.00 - 5.00
5DN-00167	50332	Bi-212	1.07	0.142	0.0793	2.15	1.00 - 5.00
5DN-00167	50332	Bi-214	0.775	0.0262	0.0325	1.59	1.00 - 5.00
5DN-00167	50332	Cd-113m	-14.6 U	118	36.6	3030	1.00 - 5.00
5DN-00167	50332	Cm-243/244	-0.0018 U	0.0204	0.0041	0.0443	1.00 - 5.00
5DN-00167	50332	Co-60	-0.001 U	0.0171	0.0051	0.028	1.00 - 5.00
5DN-00167	50332	Cs-134	-0.0028 U	0.0155	0.0054	0.0864	1.00 - 5.00
5DN-00167	50332	Cs-137	0.0001 U	0.0169	0.0051	0.207	1.00 - 5.00
5DN-00167	50332	Eu-152	-0.017 U	0.0444	0.0141	0.0566	1.00 - 5.00
5DN-00167	50332	Eu-154	-0.0656 UJ	0.0883	0.0313	0.15	1.00 - 5.00
5DN-00167	50332	Eu-155	0.0665 JS	0.0656	0.0232	0.231	1.00 - 5.00
5DN-00167	50332	Ho-166m	-0.0011 U	0.0251	0.0076	0.0432	1.00 - 5.00
5DN-00167	50332	K-40	19.2	0.126	0.679	32.4	1.00 - 5.00
5DN-00167	50332	Na-22	0.0014 U	0.0212	0.0063	0.037	1.00 - 5.00
5DN-00167	50332	Nb-94	-0.0001 U	0.0151	0.0046	0.0214	1.00 - 5.00
5DN-00167	50332	Np-236	-0.0148 U	0.0329	0.0103	0.047	1.00 - 5.00
5DN-00167	50332	Np-239	0.0139 U	0.118	0.036	0.139	1.00 - 5.00
5DN-00167	50332	Pa-231	-0.0758 U	0.729	0.226	0.936	1.00 - 5.00
5DN-00167	50332	Pb-212	1.77	0.0358	0.0629	2.69	1.00 - 5.00
5DN-00167	50332	Pb-214	0.857	0.0302	0.0339	1.7	1.00 - 5.00
5DN-00167	50332	Pu-238	-0.0179 U	0.0704	0.0142	0.0415	1.00 - 5.00
5DN-00167	50332	Pu-239/240	0.0117	0.0326	0.0096	0.0404	1.00 - 5.00
5DN-00167	50332	Pu-244	0	0.0139	0.0051	0.0313	1.00 - 5.00
5DN-00167	50332	Sb-125	0.0144 U	0.0452	0.0134	0.354	1.00 - 5.00

Table A.2
Analytical Results Summary
Subarea 5D, Round 1

Sample Location	Sample ID	Analyte Name	Activity	MDC	TPU	RTL	Sample Depth (feet bgs)
5DN-00167	50332	Sn-126	0.005 U	0.0171	0.0052	0.0237	1.00 - 5.00
5DN-00167	50332	Sr-90	0.114 U	0.298	0.0891	0.485	1.00 - 5.00
5DN-00167	50332	Th-228	1.45	0.106	0.129	3.98	1.00 - 5.00
5DN-00167	50332	Th-229	-0.0062 U	0.0745	0.0164	0.145	1.00 - 5.00
5DN-00167	50332	Th-230	0.791	0.0455	0.0803	2.2	1.00 - 5.00
5DN-00167	50332	Th-232	1.17	0.0454	0.103	3.1	1.00 - 5.00
5DN-00167	50332	Th-234	1.29	0.266	0.127	3.19	1.00 - 5.00
5DN-00167	50332	Tl-208	0.507	0.0189	0.0213	0.937	1.00 - 5.00
5DN-00167	50332	Tm-171	-4.41 U	14.1	5.03	72.4	1.00 - 5.00
5DN-00167	50332	U-233/234	0.919	0.0463	0.104	2.02	1.00 - 5.00
5DN-00167	50332	U-235/236	0.0719	0.0243	0.0259	0.151	1.00 - 5.00
5DN-00167	50332	U-238	0.778	0.0197	0.0927	1.8	1.00 - 5.00
5DN-00168	50333	Ac-227	0.0084 U	0.173	0.053	0.217	1.00 - 5.00
5DN-00168	50333	Am-241	0.0027 U	0.0134	0.0033	0.0454	1.00 - 5.00
5DN-00168	50333	Bi-212	1.25	0.159	0.112	2.15	1.00 - 5.00
5DN-00168	50333	Bi-214	1.03	0.0303	0.051	1.59	1.00 - 5.00
5DN-00168	50333	Cd-113m	-0.0654 U	116	35.6	3030	1.00 - 5.00
5DN-00168	50333	Cm-243/244	-0.008 U	0.0279	0.0053	0.0443	1.00 - 5.00
5DN-00168	50333	Co-60	-0.0109 U	0.0196	0.0065	0.028	1.00 - 5.00
5DN-00168	50333	Cs-134	0.0051 U	0.0172	0.0059	0.0864	1.00 - 5.00
5DN-00168	50333	Cs-137	-0.0092 U	0.0193	0.006	0.207	1.00 - 5.00
5DN-00168	50333	Eu-152	0.0168 U	0.0464	0.0155	0.0566	1.00 - 5.00
5DN-00168	50333	Eu-154	0.0125 UJ	0.11	0.0326	0.15	1.00 - 5.00
5DN-00168	50333	Eu-155	0.0374 JS	0.0568	0.0185	0.231	1.00 - 5.00
5DN-00168	50333	Ho-166m	0.0064 U	0.0279	0.0081	0.0432	1.00 - 5.00
5DN-00168	50333	K-40	18.4	0.136	0.998	32.4	1.00 - 5.00
5DN-00168	50333	Na-22	-0.0018 U	0.0242	0.0071	0.037	1.00 - 5.00
5DN-00168	50333	Nb-94	0.0069 U	0.0166	0.005	0.0214	1.00 - 5.00
5DN-00168	50333	Np-236	-0.0027 U	0.0283	0.0083	0.047	1.00 - 5.00
5DN-00168	50333	Np-239	0.0267 U	0.113	0.0348	0.139	1.00 - 5.00
5DN-00168	50333	Pa-231	-0.403 U	0.694	0.239	0.936	1.00 - 5.00
5DN-00168	50333	Pb-212	1.67	0.0341	0.0931	2.69	1.00 - 5.00
5DN-00168	50333	Pb-214	1.06	0.0321	0.0508	1.7	1.00 - 5.00
5DN-00168	50333	Pu-238	-0.0174 U	0.07	0.0155	0.0415	1.00 - 5.00

Table A.2
Analytical Results Summary
Subarea 5D, Round 1

Sample Location	Sample ID	Analyte Name	Activity	MDC	TPU	RTL	Sample Depth (feet bgs)
5DN-00168	50333	Pu-239/240	0.0066 U	0.0335	0.0085	0.0404	1.00 - 5.00
5DN-00168	50333	Pu-244	0	0.0115	0.0043	0.0313	1.00 - 5.00
5DN-00168	50333	Sb-125	0.0191 U	0.0491	0.0149	0.354	1.00 - 5.00
5DN-00168	50333	Sn-126	0.0013 U	0.0182	0.0052	0.0237	1.00 - 5.00
5DN-00168	50333	Sr-90	0.357	0.264	0.102	0.485	1.00 - 5.00
5DN-00168	50333	Th-228	1.74	0.141	0.138	3.98	1.00 - 5.00
5DN-00168	50333	Th-229	0.0156 U	0.0683	0.0188	0.145	1.00 - 5.00
5DN-00168	50333	Th-230	1.01	0.0141	0.0867	2.2	1.00 - 5.00
5DN-00168	50333	Th-232	1.16	0.0558	0.0955	3.1	1.00 - 5.00
5DN-00168	50333	Th-234	0.905 J	0.205	0.112	3.19	1.00 - 5.00
5DN-00168	50333	Tl-208	0.586	0.0191	0.0352	0.937	1.00 - 5.00
5DN-00168	50333	Tm-171	2.2 U	7.36	2.54	72.4	1.00 - 5.00
5DN-00168	50333	U-233/234	0.735	0.0161	0.0826	2.02	1.00 - 5.00
5DN-00168	50333	U-235/236	0.0587	0.0199	0.0211	0.151	1.00 - 5.00
5DN-00168	50333	U-238	0.796	0.0161	0.0872	1.8	1.00 - 5.00
5DN-00169	50334	Ac-227	-0.005 U	0.179	0.0526	0.217	1.00 - 5.00
5DN-00169	50334	Am-241	0.0027 U	0.0283	0.0072	0.0454	1.00 - 5.00
5DN-00169	50334	Bi-212	1.11	0.149	0.0925	2.15	1.00 - 5.00
5DN-00169	50334	Bi-214	0.824	0.0299	0.0409	1.59	1.00 - 5.00
5DN-00169	50334	Cd-113m	-7.81 U	119	36.4	3030	1.00 - 5.00
5DN-00169	50334	Cm-243/244	0.0119	0.0241	0.0076	0.0443	1.00 - 5.00
5DN-00169	50334	Co-60	-0.0001 U	0.0188	0.0055	0.028	1.00 - 5.00
5DN-00169	50334	Cs-134	-0.0089 U	0.0175	0.0065	0.0864	1.00 - 5.00
5DN-00169	50334	Cs-137	-0.0079 U	0.0175	0.0056	0.207	1.00 - 5.00
5DN-00169	50334	Eu-152	-0.0179 U	0.045	0.0148	0.0566	1.00 - 5.00
5DN-00169	50334	Eu-154	-0.0548 UJ	0.0979	0.032	0.15	1.00 - 5.00
5DN-00169	50334	Eu-155	0.0564 JS	0.0637	0.0242	0.231	1.00 - 5.00
5DN-00169	50334	Ho-166m	-0.0017 U	0.026	0.0077	0.0432	1.00 - 5.00
5DN-00169	50334	K-40	18.2	0.137	0.992	32.4	1.00 - 5.00
5DN-00169	50334	Na-22	0.0006 U	0.0234	0.0068	0.037	1.00 - 5.00
5DN-00169	50334	Nb-94	-0.0004 U	0.0154	0.0045	0.0214	1.00 - 5.00
5DN-00169	50334	Np-236	0.0101 U	0.0335	0.0104	0.047	1.00 - 5.00
5DN-00169	50334	Np-239	-0.0209 U	0.117	0.0347	0.139	1.00 - 5.00
5DN-00169	50334	Pa-231	-0.0009 U	0.741	0.219	0.936	1.00 - 5.00

Table A.2
Analytical Results Summary
Subarea 5D, Round 1

Sample Location	Sample ID	Analyte Name	Activity	MDC	TPU	RTL	Sample Depth (feet bgs)
5DN-00169	50334	Pb-212	1.61	0.0353	0.0927	2.69	1.00 - 5.00
5DN-00169	50334	Pb-214	0.907	0.0315	0.0447	1.7	1.00 - 5.00
5DN-00169	50334	Pu-238	0.0008 U	0.041	0.01	0.0415	1.00 - 5.00
5DN-00169	50334	Pu-239/240	0.0097 U	0.0313	0.0089	0.0404	1.00 - 5.00
5DN-00169	50334	Pu-244	0.0009 U	0.0199	0.0039	0.0313	1.00 - 5.00
5DN-00169	50334	Sb-125	0.0229 U	0.048	0.0151	0.354	1.00 - 5.00
5DN-00169	50334	Sn-126	0.0072 U	0.018	0.0054	0.0237	1.00 - 5.00
5DN-00169	50334	Sr-90	0.134 U	0.289	0.0885	0.485	1.00 - 5.00
5DN-00169	50334	Th-228	1.53	0.0916	0.119	3.98	1.00 - 5.00
5DN-00169	50334	Th-229	0.0191 U	0.0673	0.0191	0.145	1.00 - 5.00
5DN-00169	50334	Th-230	0.767	0.0624	0.0713	2.2	1.00 - 5.00
5DN-00169	50334	Th-232	1.21	0.0441	0.0939	3.1	1.00 - 5.00
5DN-00169	50334	Th-234	1.08 J	0.259	0.125	3.19	1.00 - 5.00
5DN-00169	50334	Tl-208	0.533	0.0191	0.0312	0.937	1.00 - 5.00
5DN-00169	50334	Tm-171	-1.64 U	12.5	4.18	72.4	1.00 - 5.00
5DN-00169	50334	U-233/234	0.681	0.0433	0.0829	2.02	1.00 - 5.00
5DN-00169	50334	U-235/236	0.0504	0.0228	0.0209	0.151	1.00 - 5.00
5DN-00169	50334	U-238	0.756	0.0433	0.0889	1.8	1.00 - 5.00
5DN-00170	50335	Ac-227	-0.0301 U	0.173	0.0539	0.217	0.00 - 0.50
5DN-00170	50335	Am-241	0.0066 U	0.0203	0.0058	0.0454	0.00 - 0.50
5DN-00170	50335	Bi-212	0.963	0.138	0.0934	2.15	0.00 - 0.50
5DN-00170	50335	Bi-214	0.93	0.0262	0.0439	1.59	0.00 - 0.50
5DN-00170	50335	Cd-113m	38.2 U	114	37.3	3030	0.00 - 0.50
5DN-00170	50335	Cm-243/244	-0.0092 U	0.0361	0.0073	0.0443	0.00 - 0.50
5DN-00170	50335	Co-60	0.0059 U	0.0177	0.0053	0.028	0.00 - 0.50
5DN-00170	50335	Cs-134	0.0007 U	0.0157	0.0054	0.0864	0.00 - 0.50
5DN-00170	50335	Cs-137	-0.0105 U	0.0153	0.0054	0.207	0.00 - 0.50
5DN-00170	50335	Eu-152	-0.0117 U	0.0414	0.0134	0.0566	0.00 - 0.50
5DN-00170	50335	Eu-154	-0.0205 U	0.0914	0.0277	0.15	0.00 - 0.50
5DN-00170	50335	Eu-155	0.0512 JS	0.0659	0.0225	0.231	0.00 - 0.50
5DN-00170	50335	Ho-166m	0.0137 JS	0.0248	0.0079	0.0432	0.00 - 0.50
5DN-00170	50335	K-40	20.6	0.126	1.17	32.4	0.00 - 0.50
5DN-00170	50335	Na-22	-0.0068 UJ	0.0218	0.0073	0.037	0.00 - 0.50
5DN-00170	50335	Nb-94	0.0067 U	0.014	0.0044	0.0214	0.00 - 0.50

Table A.2
Analytical Results Summary
Subarea 5D, Round 1

Sample Location	Sample ID	Analyte Name	Activity	MDC	TPU	RTL	Sample Depth (feet bgs)
5DN-00170	50335	Np-236	-0.0118 U	0.0315	0.0097	0.047	0.00 - 0.50
5DN-00170	50335	Np-239	-0.0075 U	0.113	0.0345	0.139	0.00 - 0.50
5DN-00170	50335	Pa-231	-0.181 U	0.698	0.221	0.936	0.00 - 0.50
5DN-00170	50335	Pb-212	1.59	0.0351	0.095	2.69	0.00 - 0.50
5DN-00170	50335	Pb-214	1.01	0.0302	0.0488	1.7	0.00 - 0.50
5DN-00170	50335	Pu-238	0.0048 U	0.0305	0.008	0.0415	0.00 - 0.50
5DN-00170	50335	Pu-239/240	0.0038 U	0.0193	0.0049	0.0404	0.00 - 0.50
5DN-00170	50335	Pu-244	0.0056	0.0156	0.0046	0.0313	0.00 - 0.50
5DN-00170	50335	Sb-125	-0.0075 U	0.0438	0.0131	0.354	0.00 - 0.50
5DN-00170	50335	Sn-126	0.0021 UJ	0.0154	0.0047	0.0237	0.00 - 0.50
5DN-00170	50335	Sr-90	0.0361 U	0.214	0.0597	0.485	0.00 - 0.50
5DN-00170	50335	Th-228	1.47 J	0.177	0.153	3.98	0.00 - 0.50
5DN-00170	50335	Th-229	0.016 UJ	0.105	0.0278	0.145	0.00 - 0.50
5DN-00170	50335	Th-230	0.728	0.0962	0.0887	2.2	0.00 - 0.50
5DN-00170	50335	Th-232	1.24	0.0216	0.119	3.1	0.00 - 0.50
5DN-00170	50335	Th-234	1.43 J	0.256	0.154	3.19	0.00 - 0.50
5DN-00170	50335	Tl-208	0.503	0.0191	0.0284	0.937	0.00 - 0.50
5DN-00170	50335	Tm-171	-0.646 U	14.3	4.96	72.4	0.00 - 0.50
5DN-00170	50335	U-233/234	0.815	0.0699	0.107	2.02	0.00 - 0.50
5DN-00170	50335	U-235/236	0.0328	0.0297	0.0191	0.151	0.00 - 0.50
5DN-00170	50335	U-238	0.817	0.0564	0.107	1.8	0.00 - 0.50
5DN-00170	50336	Ac-227	0.0336 U	0.164	0.0491	0.217	1.00 - 5.00
5DN-00170	50336	Am-241	0.0071 U	0.0361	0.0098	0.0454	1.00 - 5.00
5DN-00170	50336	Bi-212	1.06	0.117	0.0796	2.15	1.00 - 5.00
5DN-00170	50336	Bi-214	0.781	0.0245	0.0372	1.59	1.00 - 5.00
5DN-00170	50336	Cd-113m	-0.513 U	107	32.9	3030	1.00 - 5.00
5DN-00170	50336	Cm-243/244	0.001 U	0.0279	0.0066	0.0443	1.00 - 5.00
5DN-00170	50336	Co-60	-0.0057 U	0.0139	0.0045	0.028	1.00 - 5.00
5DN-00170	50336	Cs-134	0.0109 JS	0.0138	0.005	0.0864	1.00 - 5.00
5DN-00170	50336	Cs-137	-0.0008 U	0.0147	0.0043	0.207	1.00 - 5.00
5DN-00170	50336	Eu-152	-0.0227 U	0.04	0.0138	0.0566	1.00 - 5.00
5DN-00170	50336	Eu-154	-0.0906 UJ	0.0784	0.033	0.15	1.00 - 5.00
5DN-00170	50336	Eu-155	0.05 JS	0.0606	0.0213	0.231	1.00 - 5.00
5DN-00170	50336	Ho-166m	-0.0038 U	0.0216	0.0064	0.0432	1.00 - 5.00

Table A.2
Analytical Results Summary
Subarea 5D, Round 1

Sample Location	Sample ID	Analyte Name	Activity	MDC	TPU	RTL	Sample Depth (feet bgs)
5DN-00170	50336	K-40	19.4	0.104	1.11	32.4	1.00 - 5.00
5DN-00170	50336	Na-22	-0.0158 UJ	0.0174	0.0067	0.037	1.00 - 5.00
5DN-00170	50336	Nb-94	-0.0011 U	0.0124	0.0036	0.0214	1.00 - 5.00
5DN-00170	50336	Np-236	-0.0229 UJ	0.0312	0.0107	0.047	1.00 - 5.00
5DN-00170	50336	Np-239	-0.0114 U	0.108	0.0322	0.139	1.00 - 5.00
5DN-00170	50336	Pa-231	0.215 U	0.675	0.213	0.936	1.00 - 5.00
5DN-00170	50336	Pb-212	1.49	0.031	0.0937	2.69	1.00 - 5.00
5DN-00170	50336	Pb-214	0.862	0.0265	0.0431	1.7	1.00 - 5.00
5DN-00170	50336	Pu-238	0.0008 U	0.0171	0.0033	0.0415	1.00 - 5.00
5DN-00170	50336	Pu-239/240	0.0034 U	0.0171	0.0043	0.0404	1.00 - 5.00
5DN-00170	50336	Pu-244	0.0054	0.0073	0.0038	0.0313	1.00 - 5.00
5DN-00170	50336	Sb-125	0.0173 U	0.0403	0.0126	0.354	1.00 - 5.00
5DN-00170	50336	Sn-126	0.0007 U	0.0138	0.004	0.0237	1.00 - 5.00
5DN-00170	50336	Sr-90	0.143 U	0.364	0.11	0.485	1.00 - 5.00
5DN-00170	50336	Th-228	1.28	0.0878	0.129	3.98	1.00 - 5.00
5DN-00170	50336	Th-229	0.0282	0.0654	0.02	0.145	1.00 - 5.00
5DN-00170	50336	Th-230	0.801	0.0756	0.0905	2.2	1.00 - 5.00
5DN-00170	50336	Th-232	1.27	0.0515	0.121	3.1	1.00 - 5.00
5DN-00170	50336	Th-234	1.17 J	0.244	0.12	3.19	1.00 - 5.00
5DN-00170	50336	Tl-208	0.459	0.0157	0.0266	0.937	1.00 - 5.00
5DN-00170	50336	Tm-171	-0.171 U	11.4	3.98	72.4	1.00 - 5.00
5DN-00170	50336	U-233/234	0.746	0.0459	0.0826	2.02	1.00 - 5.00
5DN-00170	50336	U-235/236	0.0115 U	0.0567	0.0148	0.151	1.00 - 5.00
5DN-00170	50336	U-238	0.866	0.0459	0.092	1.8	1.00 - 5.00
5DN-00171	50337	Ac-227	-0.0657 U	0.173	0.0537	0.217	0.00 - 0.50
5DN-00171	50337	Am-241	0.0037 U	0.0284	0.0072	0.0454	0.00 - 0.50
5DN-00171	50337	Bi-212	0.958 J	0.149	0.0983	2.15	0.00 - 0.50
5DN-00171	50337	Bi-214	0.813	0.0295	0.0401	1.59	0.00 - 0.50
5DN-00171	50337	Cd-113m	-3.83 U	118	34.8	3030	0.00 - 0.50
5DN-00171	50337	Cm-243/244	0.0137	0.0268	0.0085	0.0443	0.00 - 0.50
5DN-00171	50337	Co-60	-0.0029 U	0.0189	0.0057	0.028	0.00 - 0.50
5DN-00171	50337	Cs-134	0.0106 JS	0.0172	0.0061	0.0864	0.00 - 0.50
5DN-00171	50337	Cs-137	0.0151	0.0162	0.0056	0.207	0.00 - 0.50
5DN-00171	50337	Eu-152	-0.0104 U	0.0436	0.0152	0.0566	0.00 - 0.50

Table A.2
Analytical Results Summary
Subarea 5D, Round 1

Sample Location	Sample ID	Analyte Name	Activity	MDC	TPU	RTL	Sample Depth (feet bgs)
5DN-00171	50337	Eu-154	-0.019 U	0.103	0.0305	0.15	0.00 - 0.50
5DN-00171	50337	Eu-155	0.0994 JS	0.0644	0.028	0.231	0.00 - 0.50
5DN-00171	50337	Ho-166m	-0.0101 U	0.0248	0.0079	0.0432	0.00 - 0.50
5DN-00171	50337	K-40	20.4	0.14	1.25	32.4	0.00 - 0.50
5DN-00171	50337	Na-22	-0.0036 UJ	0.0236	0.0071	0.037	0.00 - 0.50
5DN-00171	50337	Nb-94	0.0063 U	0.0152	0.0046	0.0214	0.00 - 0.50
5DN-00171	50337	Np-236	-0.0002 U	0.033	0.0099	0.047	0.00 - 0.50
5DN-00171	50337	Np-239	0.0266 U	0.116	0.0342	0.139	0.00 - 0.50
5DN-00171	50337	Pa-231	0.256 U	0.71	0.231	0.936	0.00 - 0.50
5DN-00171	50337	Pb-212	1.49	0.0345	0.0893	2.69	0.00 - 0.50
5DN-00171	50337	Pb-214	0.847	0.031	0.042	1.7	0.00 - 0.50
5DN-00171	50337	Pu-238	-0.0021 U	0.0182	0.0035	0.0415	0.00 - 0.50
5DN-00171	50337	Pu-239/240	-0.0041 U	0.0224	0.0041	0.0404	0.00 - 0.50
5DN-00171	50337	Pu-244	-0.0094 U	0.0332	0.0058	0.0313	0.00 - 0.50
5DN-00171	50337	Sb-125	-0.0131 U	0.0454	0.0143	0.354	0.00 - 0.50
5DN-00171	50337	Sn-126	0.0157 J	0.0171	0.0061	0.0237	0.00 - 0.50
5DN-00171	50337	Sr-90	-0.101 U	0.223	0.0532	0.485	0.00 - 0.50
5DN-00171	50337	Th-228	0.958	0.177	0.122	3.98	0.00 - 0.50
5DN-00171	50337	Th-229	0.0167 UJ	0.1	0.0264	0.145	0.00 - 0.50
5DN-00171	50337	Th-230	0.425	0.0774	0.066	2.2	0.00 - 0.50
5DN-00171	50337	Th-232	0.69	0.0895	0.0869	3.1	0.00 - 0.50
5DN-00171	50337	Th-234	1.36 J	0.261	0.15	3.19	0.00 - 0.50
5DN-00171	50337	Tl-208	0.465	0.0186	0.0272	0.937	0.00 - 0.50
5DN-00171	50337	Tm-171	-1.21 U	15.6	5.13	72.4	0.00 - 0.50
5DN-00171	50337	U-233/234	0.378	0.051	0.0578	2.02	0.00 - 0.50
5DN-00171	50337	U-235/236	0.0147 U	0.0723	0.0189	0.151	0.00 - 0.50
5DN-00171	50337	U-238	0.368	0.0175	0.056	1.8	0.00 - 0.50
5DN-00171	50338	Ac-227	-0.085 U	0.186	0.0594	0.217	1.00 - 2.50
5DN-00171	50338	Am-241	0.011	0.005	0.0045	0.0454	1.00 - 2.50
5DN-00171	50338	Bi-212	0.94 J	0.151	0.0957	2.15	1.00 - 2.50
5DN-00171	50338	Bi-214	0.826	0.0301	0.042	1.59	1.00 - 2.50
5DN-00171	50338	Cd-113m	-50.1 U	123	40.1	3030	1.00 - 2.50
5DN-00171	50338	Cm-243/244	0.0021 U	0.0187	0.0046	0.0443	1.00 - 2.50
5DN-00171	50338	Co-60	-0.0045 UJ	0.0185	0.0056	0.028	1.00 - 2.50

Table A.2
Analytical Results Summary
Subarea 5D, Round 1

Sample Location	Sample ID	Analyte Name	Activity	MDC	TPU	RTL	Sample Depth (feet bgs)
5DN-00171	50338	Cs-134	-0.0012 U	0.0162	0.0055	0.0864	1.00 - 2.50
5DN-00171	50338	Cs-137	0.0017 U	0.0169	0.0057	0.207	1.00 - 2.50
5DN-00171	50338	Eu-152	0.0121 U	0.0457	0.0157	0.0566	1.00 - 2.50
5DN-00171	50338	Eu-154	-0.0677 UJ	0.0972	0.0335	0.15	1.00 - 2.50
5DN-00171	50338	Eu-155	0.0271 U	0.0713	0.0224	0.231	1.00 - 2.50
5DN-00171	50338	Ho-166m	0.0015 U	0.0264	0.0078	0.0432	1.00 - 2.50
5DN-00171	50338	K-40	19.2	0.139	1.17	32.4	1.00 - 2.50
5DN-00171	50338	Na-22	-0.0115 U	0.0227	0.0074	0.037	1.00 - 2.50
5DN-00171	50338	Nb-94	0.0021 UJ	0.015	0.0044	0.0214	1.00 - 2.50
5DN-00171	50338	Np-236	-0.0126 U	0.0355	0.0113	0.047	1.00 - 2.50
5DN-00171	50338	Np-239	-0.0628 U	0.123	0.0395	0.139	1.00 - 2.50
5DN-00171	50338	Pa-231	0.0551 U	0.758	0.232	0.936	1.00 - 2.50
5DN-00171	50338	Pb-212	1.38	0.0361	0.094	2.69	1.00 - 2.50
5DN-00171	50338	Pb-214	0.889	0.0319	0.0481	1.7	1.00 - 2.50
5DN-00171	50338	Pu-238	0.0047	0.0063	0.0033	0.0415	1.00 - 2.50
5DN-00171	50338	Pu-239/240	-0.0017 U	0.0148	0.0029	0.0404	1.00 - 2.50
5DN-00171	50338	Pu-244	-0.001 U	0.0183	0.0033	0.0313	1.00 - 2.50
5DN-00171	50338	Sb-125	0.0093 U	0.047	0.0143	0.354	1.00 - 2.50
5DN-00171	50338	Sn-126	-0.0003 U	0.0168	0.005	0.0237	1.00 - 2.50
5DN-00171	50338	Sr-90	0.319	0.16	0.074	0.485	1.00 - 2.50
5DN-00171	50338	Th-228	1.51 L	0.117	0.145	3.98	1.00 - 2.50
5DN-00171	50338	Th-229	0.007 UL	0.0519	0.0122	0.145	1.00 - 2.50
5DN-00171	50338	Th-230	0.857 L	0.019	0.0919	2.2	1.00 - 2.50
5DN-00171	50338	Th-232	1.27 L	0.019	0.12	3.1	1.00 - 2.50
5DN-00171	50338	Th-234	1.16 J	0.296	0.149	3.19	1.00 - 2.50
5DN-00171	50338	Tl-208	0.437	0.0187	0.0266	0.937	1.00 - 2.50
5DN-00171	50338	Tm-171	5.1 U	16.4	4.99	72.4	1.00 - 2.50
5DN-00171	50338	U-233/234	0.883	0.0714	0.112	2.02	1.00 - 2.50
5DN-00171	50338	U-235/236	0.0681	0.0631	0.0293	0.151	1.00 - 2.50
5DN-00171	50338	U-238	0.899	0.0511	0.113	1.8	1.00 - 2.50
5DN-00172	50339	Ac-227	-0.0715 U	0.185	0.0578	0.217	0.00 - 0.50
5DN-00172	50339	Am-241	-0.0074 U	0.0375	0.0083	0.0454	0.00 - 0.50
5DN-00172	50339	Bi-212	0.715 J	0.142	0.0771	2.15	0.00 - 0.50
5DN-00172	50339	Bi-214	1.04	0.0267	0.0482	1.59	0.00 - 0.50

Table A.2
Analytical Results Summary
Subarea 5D, Round 1

Sample Location	Sample ID	Analyte Name	Activity	MDC	TPU	RTL	Sample Depth (feet bgs)
5DN-00172	50339	Cd-113m	-23.5 U	125	38.8	3030	0.00 - 0.50
5DN-00172	50339	Cm-243/244	-0.0097 U	0.0338	0.0064	0.0443	0.00 - 0.50
5DN-00172	50339	Co-60	0.0064 U	0.0173	0.0051	0.028	0.00 - 0.50
5DN-00172	50339	Cs-134	0.0006 U	0.0159	0.0053	0.0864	0.00 - 0.50
5DN-00172	50339	Cs-137	0.0152	0.015	0.0051	0.207	0.00 - 0.50
5DN-00172	50339	Eu-152	-0.0136 U	0.0449	0.0151	0.0566	0.00 - 0.50
5DN-00172	50339	Eu-154	0.0253 U	0.0958	0.0288	0.15	0.00 - 0.50
5DN-00172	50339	Eu-155	0.0645 JS	0.072	0.0265	0.231	0.00 - 0.50
5DN-00172	50339	Ho-166m	0.0069 U	0.0231	0.0069	0.0432	0.00 - 0.50
5DN-00172	50339	K-40	20	0.123	1.16	32.4	0.00 - 0.50
5DN-00172	50339	Na-22	-0.0002 UJ	0.0222	0.0065	0.037	0.00 - 0.50
5DN-00172	50339	Nb-94	0.0108 JS	0.0139	0.0047	0.0214	0.00 - 0.50
5DN-00172	50339	Np-236	0.0194 JS	0.0356	0.0117	0.047	0.00 - 0.50
5DN-00172	50339	Np-239	0.0353 U	0.123	0.037	0.139	0.00 - 0.50
5DN-00172	50339	Pa-231	0.101 U	0.767	0.228	0.936	0.00 - 0.50
5DN-00172	50339	Pb-212	1.31	0.0381	0.0885	2.69	0.00 - 0.50
5DN-00172	50339	Pb-214	1.13	0.0319	0.0551	1.7	0.00 - 0.50
5DN-00172	50339	Pu-238	-0.0019 UJ	0.0333	0.006	0.0415	0.00 - 0.50
5DN-00172	50339	Pu-239/240	0.0035 UJ	0.038	0.009	0.0404	0.00 - 0.50
5DN-00172	50339	Pu-244	-0.003 UJ	0.0268	0.0052	0.0313	0.00 - 0.50
5DN-00172	50339	Sb-125	-0.0009 U	0.0461	0.014	0.354	0.00 - 0.50
5DN-00172	50339	Sn-126	-0.0045 UJ	0.0151	0.0046	0.0237	0.00 - 0.50
5DN-00172	50339	Sr-90	0.12 U	0.276	0.0838	0.485	0.00 - 0.50
5DN-00172	50339	Th-228	1.32	0.127	0.126	3.98	0.00 - 0.50
5DN-00172	50339	Th-229	0.0377	0.0463	0.0179	0.145	0.00 - 0.50
5DN-00172	50339	Th-230	1.05	0.0583	0.0971	2.2	0.00 - 0.50
5DN-00172	50339	Th-232	1.14	0.0581	0.102	3.1	0.00 - 0.50
5DN-00172	50339	Th-234	1.14 J	0.288	0.142	3.19	0.00 - 0.50
5DN-00172	50339	Tl-208	0.384	0.0181	0.0233	0.937	0.00 - 0.50
5DN-00172	50339	Tm-171	-7.02 U	17.6	6.24	72.4	0.00 - 0.50
5DN-00172	50339	U-233/234	0.862	0.0515	0.0952	2.02	0.00 - 0.50
5DN-00172	50339	U-235/236	0.0281	0.0191	0.0142	0.151	0.00 - 0.50
5DN-00172	50339	U-238	0.771	0.0449	0.0878	1.8	0.00 - 0.50
5DN-00172	50340	Ac-227	0.0627 U	0.179	0.0539	0.217	1.00 - 5.00

Table A.2
Analytical Results Summary
Subarea 5D, Round 1

Sample Location	Sample ID	Analyte Name	Activity	MDC	TPU	RTL	Sample Depth (feet bgs)
5DN-00172	50340	Am-241	0.0013 U	0.0186	0.0041	0.0454	1.00 - 5.00
5DN-00172	50340	Bi-212	0.843 J	0.149	0.0885	2.15	1.00 - 5.00
5DN-00172	50340	Bi-214	0.836	0.0277	0.0408	1.59	1.00 - 5.00
5DN-00172	50340	Cd-113m	2.18 U	116	34.1	3030	1.00 - 5.00
5DN-00172	50340	Cm-243/244	-0.0014 U	0.0262	0.0057	0.0443	1.00 - 5.00
5DN-00172	50340	Co-60	-0.0105 UJ	0.0172	0.0059	0.028	1.00 - 5.00
5DN-00172	50340	Cs-134	-0.0057 U	0.0154	0.0055	0.0864	1.00 - 5.00
5DN-00172	50340	Cs-137	0.0054 U	0.0172	0.0052	0.207	1.00 - 5.00
5DN-00172	50340	Eu-152	-0.0316 UJ	0.0417	0.0153	0.0566	1.00 - 5.00
5DN-00172	50340	Eu-154	-0.0582 U	0.0902	0.0306	0.15	1.00 - 5.00
5DN-00172	50340	Eu-155	0.0894 SJ	0.0632	0.0246	0.231	1.00 - 5.00
5DN-00172	50340	Ho-166m	0.0072 U	0.0259	0.0077	0.0432	1.00 - 5.00
5DN-00172	50340	K-40	19.5	0.122	1.2	32.4	1.00 - 5.00
5DN-00172	50340	Na-22	-0.0058 U	0.0225	0.0069	0.037	1.00 - 5.00
5DN-00172	50340	Nb-94	0.0071 UJ	0.0149	0.0046	0.0214	1.00 - 5.00
5DN-00172	50340	Np-236	-0.0255 UJ	0.0318	0.0115	0.047	1.00 - 5.00
5DN-00172	50340	Np-239	0.0271 U	0.116	0.0341	0.139	1.00 - 5.00
5DN-00172	50340	Pa-231	0.195 U	0.724	0.216	0.936	1.00 - 5.00
5DN-00172	50340	Pb-212	1.34	0.0343	0.0805	2.69	1.00 - 5.00
5DN-00172	50340	Pb-214	0.912	0.0305	0.0445	1.7	1.00 - 5.00
5DN-00172	50340	Pu-238	0.0021 U	0.0297	0.0066	0.0415	1.00 - 5.00
5DN-00172	50340	Pu-239/240	-0.0017 U	0.0296	0.0054	0.0404	1.00 - 5.00
5DN-00172	50340	Pu-244	0.0113	0.0102	0.0065	0.0313	1.00 - 5.00
5DN-00172	50340	Sb-125	0.0093 U	0.0437	0.0132	0.354	1.00 - 5.00
5DN-00172	50340	Sn-126	0.0012 U	0.0167	0.0049	0.0237	1.00 - 5.00
5DN-00172	50340	Sr-90	0.148	0.154	0.0559	0.485	1.00 - 5.00
5DN-00172	50340	Th-228	0.956	0.0612	0.106	3.98	1.00 - 5.00
5DN-00172	50340	Th-229	0.0919	0.0521	0.0279	0.145	1.00 - 5.00
5DN-00172	50340	Th-230	0.903	0.052	0.0965	2.2	1.00 - 5.00
5DN-00172	50340	Th-232	0.879	0.0191	0.0943	3.1	1.00 - 5.00
5DN-00172	50340	Th-234	1.32 J	0.267	0.142	3.19	1.00 - 5.00
5DN-00172	50340	Tl-208	0.428	0.017	0.0258	0.937	1.00 - 5.00
5DN-00172	50340	Tm-171	-8.8 U	14.5	5.26	72.4	1.00 - 5.00
5DN-00172	50340	U-233/234	0.559	0.0631	0.0741	2.02	1.00 - 5.00

Table A.2
Analytical Results Summary
Subarea 5D, Round 1

Sample Location	Sample ID	Analyte Name	Activity	MDC	TPU	RTL	Sample Depth (feet bgs)
5DN-00172	50340	U-235/236	0.0315	0.0213	0.0159	0.151	1.00 - 5.00
5DN-00172	50340	U-238	0.768	0.0462	0.0909	1.8	1.00 - 5.00
5DN-00173	50341	Ac-227	-0.015 U	0.159	0.0492	0.217	0.00 - 0.50
5DN-00173	50341	Am-241	0.0009 U	0.0241	0.0057	0.0454	0.00 - 0.50
5DN-00173	50341	Bi-212	1.01	0.15	0.0968	2.15	0.00 - 0.50
5DN-00173	50341	Bi-214	1.12	0.0275	0.0541	1.59	0.00 - 0.50
5DN-00173	50341	Cd-113m	-2.8 U	105	32.3	3030	0.00 - 0.50
5DN-00173	50341	Cm-243/244	-0.0069 U	0.0281	0.0054	0.0443	0.00 - 0.50
5DN-00173	50341	Co-60	-0.0043 U	0.0184	0.0055	0.028	0.00 - 0.50
5DN-00173	50341	Cs-134	0.0102 JS	0.017	0.0062	0.0864	0.00 - 0.50
5DN-00173	50341	Cs-137	0.023	0.0165	0.007	0.207	0.00 - 0.50
5DN-00173	50341	Eu-152	-0.0158 U	0.0407	0.0142	0.0566	0.00 - 0.50
5DN-00173	50341	Eu-154	-0.0176 U	0.0993	0.0302	0.15	0.00 - 0.50
5DN-00173	50341	Eu-155	0.0375 JS	0.0512	0.0213	0.231	0.00 - 0.50
5DN-00173	50341	Ho-166m	0.0024 U	0.0246	0.0071	0.0432	0.00 - 0.50
5DN-00173	50341	K-40	19.5	0.13	1.07	32.4	0.00 - 0.50
5DN-00173	50341	Na-22	-0.0088 UJ	0.022	0.0069	0.037	0.00 - 0.50
5DN-00173	50341	Nb-94	0.0064 U	0.0151	0.0045	0.0214	0.00 - 0.50
5DN-00173	50341	Np-236	-0.002 U	0.0265	0.0077	0.047	0.00 - 0.50
5DN-00173	50341	Np-239	-0.0343 U	0.101	0.0323	0.139	0.00 - 0.50
5DN-00173	50341	Pa-231	-0.104 U	0.65	0.214	0.936	0.00 - 0.50
5DN-00173	50341	Pb-212	1.53	0.0317	0.0869	2.69	0.00 - 0.50
5DN-00173	50341	Pb-214	1.14	0.0285	0.0545	1.7	0.00 - 0.50
5DN-00173	50341	Pu-238	0.0002 U	0.0385	0.0096	0.0415	0.00 - 0.50
5DN-00173	50341	Pu-239/240	0.0033 U	0.0164	0.0041	0.0404	0.00 - 0.50
5DN-00173	50341	Pu-244	0.0162	0.0164	0.0071	0.0313	0.00 - 0.50
5DN-00173	50341	Sb-125	0.0257 JS	0.0454	0.0144	0.354	0.00 - 0.50
5DN-00173	50341	Sn-126	-0.0025 UJ	0.016	0.0047	0.0237	0.00 - 0.50
5DN-00173	50341	Sr-90	0.257	0.265	0.0912	0.485	0.00 - 0.50
5DN-00173	50341	Th-228	1.46	0.139	0.131	3.98	0.00 - 0.50
5DN-00173	50341	Th-229	0.0349	0.0699	0.0218	0.145	0.00 - 0.50
5DN-00173	50341	Th-230	1.18	0.0818	0.103	2.2	0.00 - 0.50
5DN-00173	50341	Th-232	1.43	0.0426	0.115	3.1	0.00 - 0.50
5DN-00173	50341	Th-234	1.08 J	0.21	0.109	3.19	0.00 - 0.50

Table A.2
Analytical Results Summary
Subarea 5D, Round 1

Sample Location	Sample ID	Analyte Name	Activity	MDC	TPU	RTL	Sample Depth (feet bgs)
5DN-00173	50341	Tl-208	0.511	0.0184	0.0312	0.937	0.00 - 0.50
5DN-00173	50341	Tm-171	2.93 U	7.07	2.48	72.4	0.00 - 0.50
5DN-00173	50341	U-233/234	1.19	0.033	0.117	2.02	0.00 - 0.50
5DN-00173	50341	U-235/236	0.0402	0.0408	0.0178	0.151	0.00 - 0.50
5DN-00173	50341	U-238	1.27	0.0409	0.124	1.8	0.00 - 0.50
5DN-00173	50342	Ac-227	-0.121 U	0.193	0.0672	0.217	1.00 - 5.00
5DN-00173	50342	Am-241	0.0147	0.0178	0.0072	0.0454	1.00 - 5.00
5DN-00173	50342	Bi-212	1.14	0.185	0.111	2.15	1.00 - 5.00
5DN-00173	50342	Bi-214	0.981	0.0357	0.0495	1.59	1.00 - 5.00
5DN-00173	50342	Cd-113m	-52.1 U	131	42.9	3030	1.00 - 5.00
5DN-00173	50342	Cm-243/244	0.0104 U	0.033	0.0094	0.0443	1.00 - 5.00
5DN-00173	50342	Co-60	-0.0006 U	0.0234	0.0067	0.028	1.00 - 5.00
5DN-00173	50342	Cs-134	0.0007 U	0.0199	0.0068	0.0864	1.00 - 5.00
5DN-00173	50342	Cs-137	-0.016 UJ	0.0203	0.0075	0.207	1.00 - 5.00
5DN-00173	50342	Eu-152	-0.009 U	0.0522	0.0154	0.0566	1.00 - 5.00
5DN-00173	50342	Eu-154	-0.0574 U	0.122	0.0396	0.15	1.00 - 5.00
5DN-00173	50342	Eu-155	0.0849 JS	0.0579	0.026	0.231	1.00 - 5.00
5DN-00173	50342	Ho-166m	-0.004 U	0.0331	0.0096	0.0432	1.00 - 5.00
5DN-00173	50342	K-40	19.3	0.177	1.07	32.4	1.00 - 5.00
5DN-00173	50342	Na-22	-0.0022 U	0.0292	0.0084	0.037	1.00 - 5.00
5DN-00173	50342	Nb-94	0.0088 U	0.0196	0.0058	0.0214	1.00 - 5.00
5DN-00173	50342	Np-236	-0.018 U	0.0306	0.0101	0.047	1.00 - 5.00
5DN-00173	50342	Np-239	0.0026 U	0.129	0.0393	0.139	1.00 - 5.00
5DN-00173	50342	Pa-231	-0.0855 U	0.807	0.251	0.936	1.00 - 5.00
5DN-00173	50342	Pb-212	1.53	0.0367	0.0866	2.69	1.00 - 5.00
5DN-00173	50342	Pb-214	1.09	0.0376	0.0517	1.7	1.00 - 5.00
5DN-00173	50342	Pu-238	0.0007 U	0.0158	0.0031	0.0415	1.00 - 5.00
5DN-00173	50342	Pu-239/240	-0.0036 U	0.0195	0.0035	0.0404	1.00 - 5.00
5DN-00173	50342	Pu-244	0	0.0067	0.0025	0.0313	1.00 - 5.00
5DN-00173	50342	Sb-125	0.0377 JS	0.058	0.0187	0.354	1.00 - 5.00
5DN-00173	50342	Sn-126	0.0004 U	0.0207	0.0059	0.0237	1.00 - 5.00
5DN-00173	50342	Sr-90	-0.0341 U	0.227	0.058	0.485	1.00 - 5.00
5DN-00173	50342	Th-228	1.28	0.0884	0.13	3.98	1.00 - 5.00
5DN-00173	50342	Th-229	0.0212	0.0192	0.0123	0.145	1.00 - 5.00

Table A.2
Analytical Results Summary
Subarea 5D, Round 1

Sample Location	Sample ID	Analyte Name	Activity	MDC	TPU	RTL	Sample Depth (feet bgs)
5DN-00173	50342	Th-230	0.65	0.052	0.0788	2.2	1.00 - 5.00
5DN-00173	50342	Th-232	1.02	0.0191	0.105	3.1	1.00 - 5.00
5DN-00173	50342	Th-234	1.38	0.214	0.125	3.19	1.00 - 5.00
5DN-00173	50342	Tl-208	0.505	0.0214	0.0306	0.937	1.00 - 5.00
5DN-00173	50342	Tm-171	0.141 U	8	2.55	72.4	1.00 - 5.00
5DN-00173	50342	U-233/234	0.676	0.0288	0.0739	2.02	1.00 - 5.00
5DN-00173	50342	U-235/236	0.0391	0.0152	0.0151	0.151	1.00 - 5.00
5DN-00173	50342	U-238	0.757	0.0288	0.0802	1.8	1.00 - 5.00
5DN-00174	50343	Ac-227	-0.131 U	0.239	0.0784	0.217	0.00 - 0.50
5DN-00174	50343	Am-241	0.0033 U	0.026	0.0066	0.0454	0.00 - 0.50
5DN-00174	50343	Bi-212	1.17 J	0.233	0.125	2.15	0.00 - 0.50
5DN-00174	50343	Bi-214	0.855	0.0432	0.0473	1.59	0.00 - 0.50
5DN-00174	50343	Cd-113m	30.2 U	169	49.9	3030	0.00 - 0.50
5DN-00174	50343	Cm-243/244	0.0094	0.0221	0.0067	0.0443	0.00 - 0.50
5DN-00174	50343	Co-60	-0.0066 U	0.0274	0.0082	0.028	0.00 - 0.50
5DN-00174	50343	Cs-134	0.0105 U	0.0262	0.0088	0.0864	0.00 - 0.50
5DN-00174	50343	Cs-137	0.011 U	0.0261	0.0088	0.207	0.00 - 0.50
5DN-00174	50343	Eu-152	0.0323 J	0.0641	0.0225	0.0566	0.00 - 0.50
5DN-00174	50343	Eu-154	-0.0265 U	0.146	0.0448	0.15	0.00 - 0.50
5DN-00174	50343	Eu-155	0.0826 JS	0.0894	0.0331	0.231	0.00 - 0.50
5DN-00174	50343	Ho-166m	-0.0121 U	0.0387	0.0119	0.0432	0.00 - 0.50
5DN-00174	50343	K-40	19.9	0.18	1.15	32.4	0.00 - 0.50
5DN-00174	50343	Na-22	-0.0101 U	0.0332	0.0102	0.037	0.00 - 0.50
5DN-00174	50343	Nb-94	0.0108 U	0.0227	0.0069	0.0214	0.00 - 0.50
5DN-00174	50343	Np-236	0.003 U	0.0439	0.0134	0.047	0.00 - 0.50
5DN-00174	50343	Np-239	-0.0439 U	0.159	0.0482	0.139	0.00 - 0.50
5DN-00174	50343	Pa-231	0.527 J	1.03	0.343	0.936	0.00 - 0.50
5DN-00174	50343	Pb-212	1.89	0.0492	0.112	2.69	0.00 - 0.50
5DN-00174	50343	Pb-214	0.967	0.0441	0.0505	1.7	0.00 - 0.50
5DN-00174	50343	Pu-238	0.0063	0.0057	0.0036	0.0415	0.00 - 0.50
5DN-00174	50343	Pu-239/240	0.0038 U	0.0189	0.0049	0.0404	0.00 - 0.50
5DN-00174	50343	Pu-244	0.0063	0.0057	0.0036	0.0313	0.00 - 0.50
5DN-00174	50343	Sb-125	-0.008 U	0.0698	0.0212	0.354	0.00 - 0.50
5DN-00174	50343	Sn-126	0.0036 U	0.0248	0.0072	0.0237	0.00 - 0.50

Table A.2
Analytical Results Summary
Subarea 5D, Round 1

Sample Location	Sample ID	Analyte Name	Activity	MDC	TPU	RTL	Sample Depth (feet bgs)
5DN-00174	50343	Sr-90	0.0147 U	0.313	0.0872	0.485	0.00 - 0.50
5DN-00174	50343	Th-228	1.43	0.194	0.145	3.98	0.00 - 0.50
5DN-00174	50343	Th-229	0.0578	0.0778	0.0272	0.145	0.00 - 0.50
5DN-00174	50343	Th-230	0.606	0.067	0.0746	2.2	0.00 - 0.50
5DN-00174	50343	Th-232	1.37	0.0529	0.122	3.1	0.00 - 0.50
5DN-00174	50343	Th-234	1.65 J	0.334	0.19	3.19	0.00 - 0.50
5DN-00174	50343	Tl-208	0.618	0.0275	0.039	0.937	0.00 - 0.50
5DN-00174	50343	Tm-171	-7.71 U	17.4	6.19	72.4	0.00 - 0.50
5DN-00174	50343	U-233/234	0.765	0.0464	0.0844	2.02	0.00 - 0.50
5DN-00174	50343	U-235/236	0.0761	0.0172	0.0227	0.151	0.00 - 0.50
5DN-00174	50343	U-238	1.02	0.0327	0.104	1.8	0.00 - 0.50
5DN-00174	50344	Ac-227	-0.104 U	0.177	0.0585	0.217	1.00 - 5.00
5DN-00174	50344	Am-241	0.0157	0.0164	0.0066	0.0454	1.00 - 5.00
5DN-00174	50344	Bi-212	1.04	0.144	0.0919	2.15	1.00 - 5.00
5DN-00174	50344	Bi-214	0.904	0.029	0.0444	1.59	1.00 - 5.00
5DN-00174	50344	Cd-113m	-3.04 U	122	38.9	3030	1.00 - 5.00
5DN-00174	50344	Cm-243/244	0.0012 U	0.0166	0.0037	0.0443	1.00 - 5.00
5DN-00174	50344	Co-60	0.0001 UJ	0.0184	0.0054	0.028	1.00 - 5.00
5DN-00174	50344	Cs-134	-0.0007 U	0.0162	0.0055	0.0864	1.00 - 5.00
5DN-00174	50344	Cs-137	0.0273	0.0171	0.0087	0.207	1.00 - 5.00
5DN-00174	50344	Eu-152	-0.0167 U	0.0439	0.0139	0.0566	1.00 - 5.00
5DN-00174	50344	Eu-154	-0.0486 U	0.0956	0.0307	0.15	1.00 - 5.00
5DN-00174	50344	Eu-155	0.0976 SJ	0.0654	0.0281	0.231	1.00 - 5.00
5DN-00174	50344	Ho-166m	-0.0049 U	0.026	0.0078	0.0432	1.00 - 5.00
5DN-00174	50344	K-40	20.8	0.128	1.13	32.4	1.00 - 5.00
5DN-00174	50344	Na-22	-0.0041 U	0.0228	0.0068	0.037	1.00 - 5.00
5DN-00174	50344	Nb-94	0.0014 UJ	0.0156	0.0046	0.0214	1.00 - 5.00
5DN-00174	50344	Np-236	-0.0244 UJ	0.0333	0.0118	0.047	1.00 - 5.00
5DN-00174	50344	Np-239	0.0214 U	0.121	0.0356	0.139	1.00 - 5.00
5DN-00174	50344	Pa-231	0.0511 U	0.747	0.221	0.936	1.00 - 5.00
5DN-00174	50344	Pb-212	1.67	0.0353	0.096	2.69	1.00 - 5.00
5DN-00174	50344	Pb-214	1.05	0.0328	0.0503	1.7	1.00 - 5.00
5DN-00174	50344	Pu-238	-0.0016 U	0.0144	0.0028	0.0415	1.00 - 5.00
5DN-00174	50344	Pu-239/240	-0.0014 U	0.0246	0.0053	0.0404	1.00 - 5.00

Table A.2
Analytical Results Summary
Subarea 5D, Round 1

Sample Location	Sample ID	Analyte Name	Activity	MDC	TPU	RTL	Sample Depth (feet bgs)
5DN-00174	50344	Pu-244	0.0052	0.0144	0.0042	0.0313	1.00 - 5.00
5DN-00174	50344	Sb-125	0.0066 U	0.0468	0.0142	0.354	1.00 - 5.00
5DN-00174	50344	Sn-126	-0.0045 U	0.0168	0.0051	0.0237	1.00 - 5.00
5DN-00174	50344	Sr-90	0.186 U	0.304	0.0962	0.485	1.00 - 5.00
5DN-00174	50344	Th-228	1.34 L	0.0873	0.131	3.98	1.00 - 5.00
5DN-00174	50344	Th-229	0.0138 UL	0.0642	0.017	0.145	1.00 - 5.00
5DN-00174	50344	Th-230	0.773 L	0.0187	0.0854	2.2	1.00 - 5.00
5DN-00174	50344	Th-232	1.19 L	0.0186	0.113	3.1	1.00 - 5.00
5DN-00174	50344	Th-234	1.58	0.257	0.151	3.19	1.00 - 5.00
5DN-00174	50344	Tl-208	0.543	0.0188	0.0313	0.937	1.00 - 5.00
5DN-00174	50344	Tm-171	-1.48 U	12.3	4.1	72.4	1.00 - 5.00
5DN-00174	50344	U-233/234	0.629	0.0564	0.0856	2.02	1.00 - 5.00
5DN-00174	50344	U-235/236	0.0269	0.0697	0.0209	0.151	1.00 - 5.00
5DN-00174	50344	U-238	0.701	0.046	0.0917	1.8	1.00 - 5.00
5DN-00175	50345	Ac-227	-0.0035 U	0.165	0.0485	0.217	0.00 - 0.50
5DN-00175	50345	Am-241	0.004 U	0.0309	0.0078	0.0454	0.00 - 0.50
5DN-00175	50345	Bi-212	0.973	0.13	0.0838	2.15	0.00 - 0.50
5DN-00175	50345	Bi-214	0.878	0.025	0.0417	1.59	0.00 - 0.50
5DN-00175	50345	Cd-113m	9.55 U	110	32.3	3030	0.00 - 0.50
5DN-00175	50345	Cm-243/244	-0.0143 U	0.0431	0.0086	0.0443	0.00 - 0.50
5DN-00175	50345	Co-60	-0.0091 U	0.0151	0.005	0.028	0.00 - 0.50
5DN-00175	50345	Cs-134	-0.0024 U	0.0143	0.0051	0.0864	0.00 - 0.50
5DN-00175	50345	Cs-137	0.0078 J	0.0157	0.0054	0.207	0.00 - 0.50
5DN-00175	50345	Eu-152	-0.0151 U	0.0394	0.0128	0.0566	0.00 - 0.50
5DN-00175	50345	Eu-154	-0.0794 UJ	0.084	0.0324	0.15	0.00 - 0.50
5DN-00175	50345	Eu-155	0.0918 JS	0.0594	0.0255	0.231	0.00 - 0.50
5DN-00175	50345	Ho-166m	0.0071 U	0.0224	0.0066	0.0432	0.00 - 0.50
5DN-00175	50345	K-40	21.4	0.101	1.2	32.4	0.00 - 0.50
5DN-00175	50345	Na-22	0.0067 U	0.0201	0.0067	0.037	0.00 - 0.50
5DN-00175	50345	Nb-94	0.0072 JS	0.0131	0.004	0.0214	0.00 - 0.50
5DN-00175	50345	Np-236	-0.0124 U	0.0303	0.0098	0.047	0.00 - 0.50
5DN-00175	50345	Np-239	-0.021 U	0.108	0.0321	0.139	0.00 - 0.50
5DN-00175	50345	Pa-231	0.106 U	0.67	0.213	0.936	0.00 - 0.50
5DN-00175	50345	Pb-212	1.62	0.0359	0.0974	2.69	0.00 - 0.50

Table A.2
Analytical Results Summary
Subarea 5D, Round 1

Sample Location	Sample ID	Analyte Name	Activity	MDC	TPU	RTL	Sample Depth (feet bgs)
5DN-00175	50345	Pb-214	0.973	0.0269	0.0475	1.7	0.00 - 0.50
5DN-00175	50345	Pu-238	0.0019 U	0.0205	0.0048	0.0415	0.00 - 0.50
5DN-00175	50345	Pu-239/240	0.0051	0.0144	0.0042	0.0404	0.00 - 0.50
5DN-00175	50345	Pu-244	0.0074	0.0144	0.0048	0.0313	0.00 - 0.50
5DN-00175	50345	Sb-125	-0.0028 U	0.042	0.0126	0.354	0.00 - 0.50
5DN-00175	50345	Sn-126	0.0037 U	0.0144	0.0042	0.0237	0.00 - 0.50
5DN-00175	50345	Sr-90	-0.115 U	0.335	0.0863	0.485	0.00 - 0.50
5DN-00175	50345	Th-228	1.13	0.123	0.119	3.98	0.00 - 0.50
5DN-00175	50345	Th-229	0 U	0.0829	0.0195	0.145	0.00 - 0.50
5DN-00175	50345	Th-230	0.757	0.0507	0.0823	2.2	0.00 - 0.50
5DN-00175	50345	Th-232	0.857	0.0505	0.0887	3.1	0.00 - 0.50
5DN-00175	50345	Th-234	1.31	0.233	0.129	3.19	0.00 - 0.50
5DN-00175	50345	Tl-208	0.512	0.0166	0.0285	0.937	0.00 - 0.50
5DN-00175	50345	Tm-171	0.355 U	11.2	3.76	72.4	0.00 - 0.50
5DN-00175	50345	U-233/234	0.611	0.0345	0.0653	2.02	0.00 - 0.50
5DN-00175	50345	U-235/236	0.0343	0.03	0.014	0.151	0.00 - 0.50
5DN-00175	50345	U-238	0.679	0.0243	0.0702	1.8	0.00 - 0.50
5DN-00175	50346	Ac-227	-0.0381 U	0.153	0.046	0.217	1.00 - 5.00
5DN-00175	50346	Am-241	0.0016 U	0.0225	0.005	0.0454	1.00 - 5.00
5DN-00175	50346	Bi-212	0.981	0.118	0.0776	2.15	1.00 - 5.00
5DN-00175	50346	Bi-214	0.868	0.0238	0.0403	1.59	1.00 - 5.00
5DN-00175	50346	Cd-113m	-46.2 U	102	32.2	3030	1.00 - 5.00
5DN-00175	50346	Cm-243/244	0.0119	0.029	0.0087	0.0443	1.00 - 5.00
5DN-00175	50346	Co-60	-0.0112 UJ	0.0133	0.0049	0.028	1.00 - 5.00
5DN-00175	50346	Cs-134	-0.0027 U	0.0128	0.0046	0.0864	1.00 - 5.00
5DN-00175	50346	Cs-137	0.0178	0.0129	0.0051	0.207	1.00 - 5.00
5DN-00175	50346	Eu-152	0.0063 U	0.0382	0.0117	0.0566	1.00 - 5.00
5DN-00175	50346	Eu-154	-0.0525 U	0.0787	0.0273	0.15	1.00 - 5.00
5DN-00175	50346	Eu-155	0.0944 JS	0.0552	0.0253	0.231	1.00 - 5.00
5DN-00175	50346	Ho-166m	-0.0035 U	0.0207	0.0061	0.0432	1.00 - 5.00
5DN-00175	50346	K-40	19.8	0.0928	1.12	32.4	1.00 - 5.00
5DN-00175	50346	Na-22	0.0041 U	0.0183	0.0055	0.037	1.00 - 5.00
5DN-00175	50346	Nb-94	0.0051 U	0.0126	0.0038	0.0214	1.00 - 5.00
5DN-00175	50346	Np-236	-0.0051 U	0.0291	0.009	0.047	1.00 - 5.00

Table A.2
Analytical Results Summary
Subarea 5D, Round 1

Sample Location	Sample ID	Analyte Name	Activity	MDC	TPU	RTL	Sample Depth (feet bgs)
5DN-00175	50346	Np-239	-0.0096 U	0.103	0.0303	0.139	1.00 - 5.00
5DN-00175	50346	Pa-231	0.185 U	0.627	0.212	0.936	1.00 - 5.00
5DN-00175	50346	Pb-212	1.43	0.0294	0.0856	2.69	1.00 - 5.00
5DN-00175	50346	Pb-214	0.99	0.0264	0.0469	1.7	1.00 - 5.00
5DN-00175	50346	Pu-238	0.0008 U	0.0175	0.0034	0.0415	1.00 - 5.00
5DN-00175	50346	Pu-239/240	0.009	0.0174	0.0058	0.0404	1.00 - 5.00
5DN-00175	50346	Pu-244	0.0027	0.0074	0.0027	0.0313	1.00 - 5.00
5DN-00175	50346	Sb-125	0.0027 U	0.0383	0.0114	0.354	1.00 - 5.00
5DN-00175	50346	Sn-126	-0.0038 U	0.0133	0.004	0.0237	1.00 - 5.00
5DN-00175	50346	Sr-90	0.312	0.439	0.142	0.485	1.00 - 5.00
5DN-00175	50346	Th-228	1.51	0.0884	0.138	3.98	1.00 - 5.00
5DN-00175	50346	Th-229	0.0317	0.0468	0.0169	0.145	1.00 - 5.00
5DN-00175	50346	Th-230	0.874	0.0682	0.0913	2.2	1.00 - 5.00
5DN-00175	50346	Th-232	1.22	0.0171	0.113	3.1	1.00 - 5.00
5DN-00175	50346	Th-234	1.28	0.218	0.122	3.19	1.00 - 5.00
5DN-00175	50346	Tl-208	0.448	0.014	0.0257	0.937	1.00 - 5.00
5DN-00175	50346	Tm-171	-2.16 U	9.73	3.32	72.4	1.00 - 5.00
5DN-00175	50346	U-233/234	0.976	0.0352	0.0967	2.02	1.00 - 5.00
5DN-00175	50346	U-235/236	0.0662	0.015	0.0197	0.151	1.00 - 5.00
5DN-00175	50346	U-238	0.905	0.0404	0.0915	1.8	1.00 - 5.00
5DN-00176	50347	Ac-227	0.0108 U	0.167	0.0512	0.217	0.00 - 0.50
5DN-00176	50347	Am-241	0.0123	0.03	0.009	0.0454	0.00 - 0.50
5DN-00176	50347	Bi-212	0.971 J	0.24	0.25	2.15	0.00 - 0.50
5DN-00176	50347	Bi-214	1.08	0.0295	0.0521	1.59	0.00 - 0.50
5DN-00176	50347	Cd-113m	-1.41 U	113	34.7	3030	0.00 - 0.50
5DN-00176	50347	Cm-243/244	0.0121 U	0.0379	0.0109	0.0443	0.00 - 0.50
5DN-00176	50347	Co-60	-0.0039 U	0.0189	0.0056	0.028	0.00 - 0.50
5DN-00176	50347	Cs-134	0.0114 JS	0.0175	0.0064	0.0864	0.00 - 0.50
5DN-00176	50347	Cs-137	-0.0099 U	0.0187	0.006	0.207	0.00 - 0.50
5DN-00176	50347	Eu-152	-0.0084 U	0.0411	0.0148	0.0566	0.00 - 0.50
5DN-00176	50347	Eu-154	-0.0531 U	0.106	0.035	0.15	0.00 - 0.50
5DN-00176	50347	Eu-155	0.0531 JS	0.0557	0.0202	0.231	0.00 - 0.50
5DN-00176	50347	Ho-166m	-0.0051 U	0.0254	0.0075	0.0432	0.00 - 0.50
5DN-00176	50347	K-40	21.8	0.131	1.17	32.4	0.00 - 0.50

Table A.2
Analytical Results Summary
Subarea 5D, Round 1

Sample Location	Sample ID	Analyte Name	Activity	MDC	TPU	RTL	Sample Depth (feet bgs)
5DN-00176	50347	Na-22	0.0004 U	0.025	0.0073	0.037	0.00 - 0.50
5DN-00176	50347	Nb-94	0.0017 U	0.0149	0.0043	0.0214	0.00 - 0.50
5DN-00176	50347	Np-236	-0.0064 U	0.0273	0.0081	0.047	0.00 - 0.50
5DN-00176	50347	Np-239	0.0226 U	0.109	0.0333	0.139	0.00 - 0.50
5DN-00176	50347	Pa-231	-0.0581 U	0.676	0.221	0.936	0.00 - 0.50
5DN-00176	50347	Pb-212	1.54	0.0334	0.0865	2.69	0.00 - 0.50
5DN-00176	50347	Pb-214	1.12	0.0292	0.0529	1.7	0.00 - 0.50
5DN-00176	50347	Pu-238	0.0006 U	0.0136	0.0026	0.0415	0.00 - 0.50
5DN-00176	50347	Pu-239/240	0.0054 U	0.0167	0.0048	0.0404	0.00 - 0.50
5DN-00176	50347	Pu-244	0.0064	0.0058	0.0037	0.0313	0.00 - 0.50
5DN-00176	50347	Sb-125	-0.0046 U	0.0468	0.0139	0.354	0.00 - 0.50
5DN-00176	50347	Sn-126	-0.0076 U	0.0162	0.0051	0.0237	0.00 - 0.50
5DN-00176	50347	Sr-90	0.113 U	0.208	0.0653	0.485	0.00 - 0.50
5DN-00176	50347	Th-228	1.32	0.148	0.119	3.98	0.00 - 0.50
5DN-00176	50347	Th-229	0.0105 U	0.0686	0.0181	0.145	0.00 - 0.50
5DN-00176	50347	Th-230	0.95	0.0142	0.0836	2.2	0.00 - 0.50
5DN-00176	50347	Th-232	1.21	0.0561	0.0986	3.1	0.00 - 0.50
5DN-00176	50347	Th-234	1.17 J	0.204	0.123	3.19	0.00 - 0.50
5DN-00176	50347	Tl-208	0.552	0.0183	0.0335	0.937	0.00 - 0.50
5DN-00176	50347	Tm-171	2.55 U	7.37	2.56	72.4	0.00 - 0.50
5DN-00176	50347	U-233/234	1.07	0.0532	0.103	2.02	0.00 - 0.50
5DN-00176	50347	U-235/236	0.0946	0.048	0.0255	0.151	0.00 - 0.50
5DN-00176	50347	U-238	1.12	0.0561	0.107	1.8	0.00 - 0.50
5DN-00176	50348	Ac-227	-0.0876 U	0.198	0.0633	0.217	1.00 - 5.00
5DN-00176	50348	Am-241	0.0074 U	0.0228	0.0065	0.0454	1.00 - 5.00
5DN-00176	50348	Bi-212	0.941 J	0.229	0.236	2.15	1.00 - 5.00
5DN-00176	50348	Bi-214	0.952	0.0299	0.0488	1.59	1.00 - 5.00
5DN-00176	50348	Cd-113m	-21.2 U	134	40.3	3030	1.00 - 5.00
5DN-00176	50348	Cm-243/244	0.0004 U	0.0294	0.0066	0.0443	1.00 - 5.00
5DN-00176	50348	Co-60	0.0007 U	0.019	0.0054	0.028	1.00 - 5.00
5DN-00176	50348	Cs-134	0.0103 JS	0.0165	0.0059	0.0864	1.00 - 5.00
5DN-00176	50348	Cs-137	0.0146 J	0.018	0.0068	0.207	1.00 - 5.00
5DN-00176	50348	Eu-152	-0.013 U	0.0484	0.0173	0.0566	1.00 - 5.00
5DN-00176	50348	Eu-154	-0.0031 U	0.103	0.0354	0.15	1.00 - 5.00

Table A.2
Analytical Results Summary
Subarea 5D, Round 1

Sample Location	Sample ID	Analyte Name	Activity	MDC	TPU	RTL	Sample Depth (feet bgs)
5DN-00176	50348	Eu-155	0.0539 JS	0.0746	0.0258	0.231	1.00 - 5.00
5DN-00176	50348	Ho-166m	0.0073 U	0.0271	0.0082	0.0432	1.00 - 5.00
5DN-00176	50348	K-40	20.7	0.139	1.31	32.4	1.00 - 5.00
5DN-00176	50348	Na-22	-0.0074 U	0.0227	0.0072	0.037	1.00 - 5.00
5DN-00176	50348	Nb-94	-0.0009 U	0.015	0.0045	0.0214	1.00 - 5.00
5DN-00176	50348	Np-236	-0.0173 U	0.0368	0.0121	0.047	1.00 - 5.00
5DN-00176	50348	Np-239	0.0495 U	0.131	0.0403	0.139	1.00 - 5.00
5DN-00176	50348	Pa-231	0.43 J	0.825	0.281	0.936	1.00 - 5.00
5DN-00176	50348	Pb-212	1.53	0.0379	0.093	2.69	1.00 - 5.00
5DN-00176	50348	Pb-214	1.09	0.0335	0.0523	1.7	1.00 - 5.00
5DN-00176	50348	Pu-238	-0.0017 U	0.0154	0.003	0.0415	1.00 - 5.00
5DN-00176	50348	Pu-239/240	-0.0017 U	0.0154	0.003	0.0404	1.00 - 5.00
5DN-00176	50348	Pu-244	0.0007 U	0.0154	0.003	0.0313	1.00 - 5.00
5DN-00176	50348	Sb-125	0.0056 U	0.0492	0.0143	0.354	1.00 - 5.00
5DN-00176	50348	Sn-126	0.0052 U	0.0175	0.0053	0.0237	1.00 - 5.00
5DN-00176	50348	Sr-90	-0.028 U	0.23	0.0566	0.485	1.00 - 5.00
5DN-00176	50348	Th-228	1.57	0.124	0.147	3.98	1.00 - 5.00
5DN-00176	50348	Th-229	0.027	0.0627	0.0192	0.145	1.00 - 5.00
5DN-00176	50348	Th-230	0.802	0.0496	0.0876	2.2	1.00 - 5.00
5DN-00176	50348	Th-232	1.61	0.0182	0.14	3.1	1.00 - 5.00
5DN-00176	50348	Th-234	1.24 J	0.3	0.154	3.19	1.00 - 5.00
5DN-00176	50348	Tl-208	0.464	0.0182	0.0269	0.937	1.00 - 5.00
5DN-00176	50348	Tm-171	-5.61 U	17.1	5.92	72.4	1.00 - 5.00
5DN-00176	50348	U-233/234	0.763	0.0529	0.0883	2.02	1.00 - 5.00
5DN-00176	50348	U-235/236	0.0289	0.0196	0.0146	0.151	1.00 - 5.00
5DN-00176	50348	U-238	0.894	0.0158	0.0982	1.8	1.00 - 5.00
5DN-00177	50349	Ac-227	-0.0017 U	0.197	0.0597	0.217	0.00 - 0.50
5DN-00177	50349	Am-241	0.0058 U	0.0265	0.0071	0.0454	0.00 - 0.50
5DN-00177	50349	Bi-212	1.02	0.159	0.0875	2.15	0.00 - 0.50
5DN-00177	50349	Bi-214	1.23	0.0297	0.0565	1.59	0.00 - 0.50
5DN-00177	50349	Cd-113m	20 U	133	42	3030	0.00 - 0.50
5DN-00177	50349	Cm-243/244	-0.0037 U	0.0341	0.0078	0.0443	0.00 - 0.50
5DN-00177	50349	Co-60	0.003 U	0.0186	0.0055	0.028	0.00 - 0.50
5DN-00177	50349	Cs-134	0.0022 U	0.0178	0.0061	0.0864	0.00 - 0.50

Table A.2
Analytical Results Summary
Subarea 5D, Round 1

Sample Location	Sample ID	Analyte Name	Activity	MDC	TPU	RTL	Sample Depth (feet bgs)
5DN-00177	50349	Cs-137	-0.0099 U	0.0173	0.0058	0.207	0.00 - 0.50
5DN-00177	50349	Eu-152	0.0032 U	0.0503	0.016	0.0566	0.00 - 0.50
5DN-00177	50349	Eu-154	0.0303 U	0.0995	0.0337	0.15	0.00 - 0.50
5DN-00177	50349	Eu-155	0.0572 JS	0.0716	0.0251	0.231	0.00 - 0.50
5DN-00177	50349	Ho-166m	-0.0054 U	0.0263	0.0081	0.0432	0.00 - 0.50
5DN-00177	50349	K-40	24	0.125	1.43	32.4	0.00 - 0.50
5DN-00177	50349	Na-22	-0.0205 UJ	0.0241	0.009	0.037	0.00 - 0.50
5DN-00177	50349	Nb-94	0.0084 JS	0.0154	0.0049	0.0214	0.00 - 0.50
5DN-00177	50349	Np-236	-0.0049 U	0.0366	0.0109	0.047	0.00 - 0.50
5DN-00177	50349	Np-239	0.0207 U	0.132	0.0401	0.139	0.00 - 0.50
5DN-00177	50349	Pa-231	0.106 U	0.819	0.258	0.936	0.00 - 0.50
5DN-00177	50349	Pb-212	1.82	0.041	0.112	2.69	0.00 - 0.50
5DN-00177	50349	Pb-214	1.39	0.0349	0.0669	1.7	0.00 - 0.50
5DN-00177	50349	Pu-238	0.004	0.0054	0.0028	0.0415	0.00 - 0.50
5DN-00177	50349	Pu-239/240	0.0011 U	0.0157	0.0035	0.0404	0.00 - 0.50
5DN-00177	50349	Pu-244	0.006	0.0054	0.0035	0.0313	0.00 - 0.50
5DN-00177	50349	Sb-125	0.0053 U	0.0512	0.015	0.354	0.00 - 0.50
5DN-00177	50349	Sn-126	0 U	0.0168	0.005	0.0237	0.00 - 0.50
5DN-00177	50349	Sr-90	-0.0335 U	0.175	0.0413	0.485	0.00 - 0.50
5DN-00177	50349	Th-228	1.45	0.0841	0.128	3.98	0.00 - 0.50
5DN-00177	50349	Th-229	0.0028 U	0.0442	0.01	0.145	0.00 - 0.50
5DN-00177	50349	Th-230	0.955	0.0747	0.0895	2.2	0.00 - 0.50
5DN-00177	50349	Th-232	1.09	0.0134	0.0959	3.1	0.00 - 0.50
5DN-00177	50349	Th-234	1.67	0.287	0.153	3.19	0.00 - 0.50
5DN-00177	50349	Tl-208	0.575	0.0202	0.0322	0.937	0.00 - 0.50
5DN-00177	50349	Tm-171	4.38 U	14.1	4.99	72.4	0.00 - 0.50
5DN-00177	50349	U-233/234	0.949	0.0224	0.0884	2.02	0.00 - 0.50
5DN-00177	50349	U-235/236	0.0535	0.0277	0.0164	0.151	0.00 - 0.50
5DN-00177	50349	U-238	1.1	0.0319	0.0994	1.8	0.00 - 0.50
5DN-00177	50350	Ac-227	0.0091 U	0.192	0.0564	0.217	1.00 - 5.00
5DN-00177	50350	Am-241	0.0058	0.0162	0.0048	0.0454	1.00 - 5.00
5DN-00177	50350	Bi-212	0.864	0.145	0.0838	2.15	1.00 - 5.00
5DN-00177	50350	Bi-214	1.07	0.0298	0.0506	1.59	1.00 - 5.00
5DN-00177	50350	Cd-113m	-31.2 U	126	38.1	3030	1.00 - 5.00

Table A.2
Analytical Results Summary
Subarea 5D, Round 1

Sample Location	Sample ID	Analyte Name	Activity	MDC	TPU	RTL	Sample Depth (feet bgs)
5DN-00177	50350	Cm-243/244	0.0184	0.0259	0.009	0.0443	1.00 - 5.00
5DN-00177	50350	Co-60	0.0025 UJ	0.0199	0.0058	0.028	1.00 - 5.00
5DN-00177	50350	Cs-134	0.0079 U	0.0169	0.0058	0.0864	1.00 - 5.00
5DN-00177	50350	Cs-137	0.0158 J	0.0193	0.0066	0.207	1.00 - 5.00
5DN-00177	50350	Eu-152	-0.0251 U	0.0461	0.0157	0.0566	1.00 - 5.00
5DN-00177	50350	Eu-154	0.0125 U	0.107	0.0358	0.15	1.00 - 5.00
5DN-00177	50350	Eu-155	0.0715 SJ	0.0718	0.0271	0.231	1.00 - 5.00
5DN-00177	50350	Ho-166m	-0.0043 U	0.0265	0.008	0.0432	1.00 - 5.00
5DN-00177	50350	K-40	22.2	0.128	1.36	32.4	1.00 - 5.00
5DN-00177	50350	Na-22	-0.0091 U	0.0244	0.0077	0.037	1.00 - 5.00
5DN-00177	50350	Nb-94	0.0102 SJ	0.0158	0.0051	0.0214	1.00 - 5.00
5DN-00177	50350	Np-236	-0.012 U	0.035	0.011	0.047	1.00 - 5.00
5DN-00177	50350	Np-239	0.0093 U	0.124	0.0362	0.139	1.00 - 5.00
5DN-00177	50350	Pa-231	-0.177 U	0.771	0.241	0.936	1.00 - 5.00
5DN-00177	50350	Pb-212	1.5	0.0369	0.0898	2.69	1.00 - 5.00
5DN-00177	50350	Pb-214	1.12	0.0333	0.0541	1.7	1.00 - 5.00
5DN-00177	50350	Pu-238	-0.0018 U	0.0162	0.0031	0.0415	1.00 - 5.00
5DN-00177	50350	Pu-239/240	0.004 U	0.02	0.0051	0.0404	1.00 - 5.00
5DN-00177	50350	Pu-244	0.0101	0.0069	0.0051	0.0313	1.00 - 5.00
5DN-00177	50350	Sb-125	-0.0086 U	0.0473	0.0146	0.354	1.00 - 5.00
5DN-00177	50350	Sn-126	0.0006 U	0.0179	0.0053	0.0237	1.00 - 5.00
5DN-00177	50350	Sr-90	-0.0118 U	0.154	0.04	0.485	1.00 - 5.00
5DN-00177	50350	Th-228	1.1	0.104	0.116	3.98	1.00 - 5.00
5DN-00177	50350	Th-229	0.0136 U	0.063	0.0166	0.145	1.00 - 5.00
5DN-00177	50350	Th-230	0.711	0.0629	0.0817	2.2	1.00 - 5.00
5DN-00177	50350	Th-232	0.878	0.0183	0.092	3.1	1.00 - 5.00
5DN-00177	50350	Th-234	1.46 J	0.282	0.163	3.19	1.00 - 5.00
5DN-00177	50350	Tl-208	0.489	0.0188	0.0281	0.937	1.00 - 5.00
5DN-00177	50350	Tm-171	-0.0743 U	16.3	5.33	72.4	1.00 - 5.00
5DN-00177	50350	U-233/234	0.859	0.0587	0.103	2.02	1.00 - 5.00
5DN-00177	50350	U-235/236	0.0263	0.0237	0.0153	0.151	1.00 - 5.00
5DN-00177	50350	U-238	0.893	0.0192	0.105	1.8	1.00 - 5.00
5DN-00178	50351	Ac-227	-0.0114 U	0.218	0.0674	0.217	0.00 - 0.50
5DN-00178	50351	Am-241	0.0004 UJ	0.0323	0.0073	0.0454	0.00 - 0.50

Table A.2
Analytical Results Summary
Subarea 5D, Round 1

Sample Location	Sample ID	Analyte Name	Activity	MDC	TPU	RTL	Sample Depth (feet bgs)
5DN-00178	50351	Bi-212	1.02 J	0.177	0.11	2.15	0.00 - 0.50
5DN-00178	50351	Bi-214	1.16	0.0335	0.0543	1.59	0.00 - 0.50
5DN-00178	50351	Cd-113m	-17.8 U	147	45.7	3030	0.00 - 0.50
5DN-00178	50351	Cm-243/244	0.0075	0.021	0.0062	0.0443	0.00 - 0.50
5DN-00178	50351	Co-60	0.0001 U	0.0222	0.0065	0.028	0.00 - 0.50
5DN-00178	50351	Cs-134	0.0152 JS	0.0201	0.0074	0.0864	0.00 - 0.50
5DN-00178	50351	Cs-137	-0.0143 UJ	0.0182	0.0065	0.207	0.00 - 0.50
5DN-00178	50351	Eu-152	0.0205 U	0.0531	0.0208	0.0566	0.00 - 0.50
5DN-00178	50351	Eu-154	-0.045 U	0.113	0.0363	0.15	0.00 - 0.50
5DN-00178	50351	Eu-155	0.0489 JS	0.0872	0.0281	0.231	0.00 - 0.50
5DN-00178	50351	Ho-166m	0.0027 U	0.0287	0.0084	0.0432	0.00 - 0.50
5DN-00178	50351	K-40	22.5	0.132	1.4	32.4	0.00 - 0.50
5DN-00178	50351	Na-22	-0.021 UJ	0.0264	0.0095	0.037	0.00 - 0.50
5DN-00178	50351	Nb-94	0.0085 JS	0.0168	0.0052	0.0214	0.00 - 0.50
5DN-00178	50351	Np-236	-0.0191 U	0.042	0.0134	0.047	0.00 - 0.50
5DN-00178	50351	Np-239	-0.0274 U	0.144	0.0451	0.139	0.00 - 0.50
5DN-00178	50351	Pa-231	0.305 U	0.895	0.284	0.936	0.00 - 0.50
5DN-00178	50351	Pb-212	1.51	0.045	0.1	2.69	0.00 - 0.50
5DN-00178	50351	Pb-214	1.36	0.0367	0.0679	1.7	0.00 - 0.50
5DN-00178	50351	Pu-238	-0.0043 UJ	0.0235	0.0043	0.0415	0.00 - 0.50
5DN-00178	50351	Pu-239/240	-0.0005 UJ	0.0269	0.0056	0.0404	0.00 - 0.50
5DN-00178	50351	Pu-244	0.0059	0.008	0.0042	0.0313	0.00 - 0.50
5DN-00178	50351	Sb-125	-0.0065 U	0.0559	0.0168	0.354	0.00 - 0.50
5DN-00178	50351	Sn-126	-0.0043 UJ	0.0183	0.0055	0.0237	0.00 - 0.50
5DN-00178	50351	Sr-90	0.0153 U	0.222	0.0613	0.485	0.00 - 0.50
5DN-00178	50351	Th-228	1.44	0.145	0.144	3.98	0.00 - 0.50
5DN-00178	50351	Th-229	0.0152 UJ	0.107	0.0284	0.145	0.00 - 0.50
5DN-00178	50351	Th-230	1.13	0.0703	0.111	2.2	0.00 - 0.50
5DN-00178	50351	Th-232	0.98	0.0555	0.101	3.1	0.00 - 0.50
5DN-00178	50351	Th-234	1.53 J	0.36	0.18	3.19	0.00 - 0.50
5DN-00178	50351	Tl-208	0.474	0.0209	0.0287	0.937	0.00 - 0.50
5DN-00178	50351	Tm-171	-2.53 U	25	8.31	72.4	0.00 - 0.50
5DN-00178	50351	U-233/234	1.17	0.0494	0.122	2.02	0.00 - 0.50
5DN-00178	50351	U-235/236	0.0542	0.021	0.0209	0.151	0.00 - 0.50

Table A.2
Analytical Results Summary
Subarea 5D, Round 1

Sample Location	Sample ID	Analyte Name	Activity	MDC	TPU	RTL	Sample Depth (feet bgs)
5DN-00178	50351	U-238	1.14	0.0399	0.12	1.8	0.00 - 0.50
5DN-00178	50352	Ac-227	-0.0091 U	0.116	0.0357	0.217	1.00 - 4.50
5DN-00178	50352	Am-241	-0.003 U	0.0166	0.003	0.0454	1.00 - 4.50
5DN-00178	50352	Bi-212	1.01	0.107	0.077	2.15	1.00 - 4.50
5DN-00178	50352	Bi-214	1	0.0204	0.0459	1.59	1.00 - 4.50
5DN-00178	50352	Cd-113m	-26.5 U	76.5	24.6	3030	1.00 - 4.50
5DN-00178	50352	Cm-243/244	0.0045 U	0.0214	0.0057	0.0443	1.00 - 4.50
5DN-00178	50352	Co-60	-0.0011 UJ	0.013	0.0039	0.028	1.00 - 4.50
5DN-00178	50352	Cs-134	0.0039 U	0.0112	0.004	0.0864	1.00 - 4.50
5DN-00178	50352	Cs-137	0.0077	0.012	0.0053	0.207	1.00 - 4.50
5DN-00178	50352	Eu-152	-0.0039 U	0.0298	0.0107	0.0566	1.00 - 4.50
5DN-00178	50352	Eu-154	-0.0214 U	0.0713	0.0223	0.15	1.00 - 4.50
5DN-00178	50352	Eu-155	0.0874 SJ	0.036	0.0172	0.231	1.00 - 4.50
5DN-00178	50352	Ho-166m	-0.0025 U	0.0185	0.0055	0.0432	1.00 - 4.50
5DN-00178	50352	K-40	20.8	0.0901	1.11	32.4	1.00 - 4.50
5DN-00178	50352	Na-22	-0.0041 U	0.0159	0.0048	0.037	1.00 - 4.50
5DN-00178	50352	Nb-94	-0.001 UJ	0.0107	0.0031	0.0214	1.00 - 4.50
5DN-00178	50352	Np-236	-0.0107 U	0.0192	0.0062	0.047	1.00 - 4.50
5DN-00178	50352	Np-239	0.0024 U	0.0756	0.0231	0.139	1.00 - 4.50
5DN-00178	50352	Pa-231	-0.066 U	0.482	0.159	0.936	1.00 - 4.50
5DN-00178	50352	Pb-212	1.52	0.0219	0.0831	2.69	1.00 - 4.50
5DN-00178	50352	Pb-214	1.06	0.021	0.0478	1.7	1.00 - 4.50
5DN-00178	50352	Pu-238	0.008	0.0072	0.0046	0.0415	1.00 - 4.50
5DN-00178	50352	Pu-239/240	0.006	0.0169	0.005	0.0404	1.00 - 4.50
5DN-00178	50352	Pu-244	0.0094	0.0209	0.0065	0.0313	1.00 - 4.50
5DN-00178	50352	Sb-125	-0.0112 U	0.0311	0.0097	0.354	1.00 - 4.50
5DN-00178	50352	Sn-126	0.002 U	0.0123	0.0036	0.0237	1.00 - 4.50
5DN-00178	50352	Sr-90	0.0241 U	0.252	0.0698	0.485	1.00 - 4.50
5DN-00178	50352	Th-228	1.46 L	0.0765	0.139	3.98	1.00 - 4.50
5DN-00178	50352	Th-229	0.063 L	0.065	0.0255	0.145	1.00 - 4.50
5DN-00178	50352	Th-230	0.768 L	0.0514	0.0861	2.2	1.00 - 4.50
5DN-00178	50352	Th-232	1.1 L	0.0513	0.109	3.1	1.00 - 4.50
5DN-00178	50352	Th-234	0.954	0.14	0.0883	3.19	1.00 - 4.50
5DN-00178	50352	Tl-208	0.501	0.0126	0.0283	0.937	1.00 - 4.50

Table A.2
Analytical Results Summary
Subarea 5D, Round 1

Sample Location	Sample ID	Analyte Name	Activity	MDC	TPU	RTL	Sample Depth (feet bgs)
5DN-00178	50352	Tm-171	-2.06 U	4.79	1.72	72.4	1.00 - 4.50
5DN-00178	50352	U-233/234	0.937	0.0195	0.109	2.02	1.00 - 4.50
5DN-00178	50352	U-235/236	0.0534	0.0241	0.0222	0.151	1.00 - 4.50
5DN-00178	50352	U-238	0.952	0.0597	0.111	1.8	1.00 - 4.50
5DN-00179	50353	Ac-227	-0.0646 U	0.174	0.0534	0.217	0.00 - 0.50
5DN-00179	50353	Am-241	0.0103	0.0154	0.0057	0.0454	0.00 - 0.50
5DN-00179	50353	Bi-212	0.95	0.142	0.0784	2.15	0.00 - 0.50
5DN-00179	50353	Bi-214	0.902	0.0265	0.0431	1.59	0.00 - 0.50
5DN-00179	50353	Cd-113m	67.2 J	119	38.5	3030	0.00 - 0.50
5DN-00179	50353	Cm-243/244	0.0025	0.0067	0.0025	0.0443	0.00 - 0.50
5DN-00179	50353	Co-60	-0.0011 U	0.0181	0.0054	0.028	0.00 - 0.50
5DN-00179	50353	Cs-134	0.0054 U	0.0159	0.0055	0.0864	0.00 - 0.50
5DN-00179	50353	Cs-137	0.0123 J	0.0165	0.0062	0.207	0.00 - 0.50
5DN-00179	50353	Eu-152	-0.0036 U	0.0422	0.0134	0.0566	0.00 - 0.50
5DN-00179	50353	Eu-154	-0.0171 U	0.0944	0.0283	0.15	0.00 - 0.50
5DN-00179	50353	Eu-155	0.0132 U	0.0647	0.0197	0.231	0.00 - 0.50
5DN-00179	50353	Ho-166m	-0.0041 U	0.0231	0.0072	0.0432	0.00 - 0.50
5DN-00179	50353	K-40	23	0.0994	1.29	32.4	0.00 - 0.50
5DN-00179	50353	Na-22	-0.0007 UJ	0.0224	0.0067	0.037	0.00 - 0.50
5DN-00179	50353	Nb-94	0.0009 U	0.0134	0.0041	0.0214	0.00 - 0.50
5DN-00179	50353	Np-236	0.0105 U	0.0325	0.01	0.047	0.00 - 0.50
5DN-00179	50353	Np-239	-0.0041 U	0.115	0.0358	0.139	0.00 - 0.50
5DN-00179	50353	Pa-231	0.0775 U	0.705	0.212	0.936	0.00 - 0.50
5DN-00179	50353	Pb-212	1.51	0.0356	0.0888	2.69	0.00 - 0.50
5DN-00179	50353	Pb-214	1.05	0.0297	0.0499	1.7	0.00 - 0.50
5DN-00179	50353	Pu-238	-0.0001 UJ	0.0366	0.0087	0.0415	0.00 - 0.50
5DN-00179	50353	Pu-239/240	0.0054 UJ	0.0266	0.0069	0.0404	0.00 - 0.50
5DN-00179	50353	Pu-244	0.0075 UJ	0.0231	0.0066	0.0313	0.00 - 0.50
5DN-00179	50353	Sb-125	0.0032 U	0.0446	0.0132	0.354	0.00 - 0.50
5DN-00179	50353	Sn-126	-0.0017 UJ	0.0153	0.0047	0.0237	0.00 - 0.50
5DN-00179	50353	Sr-90	-0.0122 U	0.28	0.0765	0.485	0.00 - 0.50
5DN-00179	50353	Th-228	1.36	0.115	0.12	3.98	0.00 - 0.50
5DN-00179	50353	Th-229	0.0392	0.0629	0.0208	0.145	0.00 - 0.50
5DN-00179	50353	Th-230	0.735	0.0149	0.0724	2.2	0.00 - 0.50

Table A.2
Analytical Results Summary
Subarea 5D, Round 1

Sample Location	Sample ID	Analyte Name	Activity	MDC	TPU	RTL	Sample Depth (feet bgs)
5DN-00179	50353	Th-232	1.05	0.0486	0.0913	3.1	0.00 - 0.50
5DN-00179	50353	Th-234	1.36	0.243	0.135	3.19	0.00 - 0.50
5DN-00179	50353	Tl-208	0.455	0.0183	0.0261	0.937	0.00 - 0.50
5DN-00179	50353	Tm-171	0.536 U	13.3	4.42	72.4	0.00 - 0.50
5DN-00179	50353	U-233/234	0.715	0.0401	0.08	2.02	0.00 - 0.50
5DN-00179	50353	U-235/236	0.0331	0.04	0.0162	0.151	0.00 - 0.50
5DN-00179	50353	U-238	0.839	0.0324	0.0896	1.8	0.00 - 0.50
5DN-00179	50354	Ac-227	-0.0167 U	0.17	0.0511	0.217	1.00 - 5.00
5DN-00179	50354	Am-241	0.0077	0.0149	0.005	0.0454	1.00 - 5.00
5DN-00179	50354	Bi-212	0.981	0.128	0.0771	2.15	1.00 - 5.00
5DN-00179	50354	Bi-214	1.02	0.0248	0.0473	1.59	1.00 - 5.00
5DN-00179	50354	Cd-113m	27.7 U	117	36.4	3030	1.00 - 5.00
5DN-00179	50354	Cm-243/244	0.0007 U	0.0152	0.0029	0.0443	1.00 - 5.00
5DN-00179	50354	Co-60	0.0039 UJ	0.0166	0.005	0.028	1.00 - 5.00
5DN-00179	50354	Cs-134	-0.0003 U	0.0142	0.0047	0.0864	1.00 - 5.00
5DN-00179	50354	Cs-137	0.0008 U	0.016	0.0047	0.207	1.00 - 5.00
5DN-00179	50354	Eu-152	-0.0026 U	0.0409	0.0168	0.0566	1.00 - 5.00
5DN-00179	50354	Eu-154	-0.0336 U	0.0874	0.0277	0.15	1.00 - 5.00
5DN-00179	50354	Eu-155	0.052 SJ	0.0628	0.0229	0.231	1.00 - 5.00
5DN-00179	50354	Ho-166m	-0.0053 U	0.0227	0.0068	0.0432	1.00 - 5.00
5DN-00179	50354	K-40	21	0.106	1.2	32.4	1.00 - 5.00
5DN-00179	50354	Na-22	0.0038 U	0.0191	0.0066	0.037	1.00 - 5.00
5DN-00179	50354	Nb-94	0.001 UJ	0.0134	0.0039	0.0214	1.00 - 5.00
5DN-00179	50354	Np-236	-0.0098 U	0.0332	0.01	0.047	1.00 - 5.00
5DN-00179	50354	Np-239	-0.0057 U	0.114	0.0339	0.139	1.00 - 5.00
5DN-00179	50354	Pa-231	-0.0712 U	0.705	0.212	0.936	1.00 - 5.00
5DN-00179	50354	Pb-212	1.44	0.0327	0.0912	2.69	1.00 - 5.00
5DN-00179	50354	Pb-214	1.09	0.0291	0.0536	1.7	1.00 - 5.00
5DN-00179	50354	Pu-238	0.0008 U	0.0179	0.0035	0.0415	1.00 - 5.00
5DN-00179	50354	Pu-239/240	0.0043 U	0.0383	0.01	0.0404	1.00 - 5.00
5DN-00179	50354	Pu-244	0.0036 U	0.0178	0.0044	0.0313	1.00 - 5.00
5DN-00179	50354	Sb-125	0.0113 U	0.0418	0.0128	0.354	1.00 - 5.00
5DN-00179	50354	Sn-126	-0.0052 U	0.0145	0.0045	0.0237	1.00 - 5.00
5DN-00179	50354	Sr-90	0.137	0.188	0.0617	0.485	1.00 - 5.00

Table A.2
Analytical Results Summary
Subarea 5D, Round 1

Sample Location	Sample ID	Analyte Name	Activity	MDC	TPU	RTL	Sample Depth (feet bgs)
5DN-00179	50354	Th-228	1.22 J	0.155	0.152	3.98	1.00 - 5.00
5DN-00179	50354	Th-229	0.11	0.0297	0.0354	0.145	1.00 - 5.00
5DN-00179	50354	Th-230	0.941	0.102	0.12	2.2	1.00 - 5.00
5DN-00179	50354	Th-232	0.971	0.0296	0.121	3.1	1.00 - 5.00
5DN-00179	50354	Th-234	1.43 J	0.261	0.146	3.19	1.00 - 5.00
5DN-00179	50354	Tl-208	0.444	0.0168	0.0259	0.937	1.00 - 5.00
5DN-00179	50354	Tm-171	-5.47 U	12.1	4.46	72.4	1.00 - 5.00
5DN-00179	50354	U-233/234	0.821	0.0471	0.0957	2.02	1.00 - 5.00
5DN-00179	50354	U-235/236	0.0192	0.0475	0.0148	0.151	1.00 - 5.00
5DN-00179	50354	U-238	0.906	0.0471	0.103	1.8	1.00 - 5.00
5DN-00180	50355	Ac-227	0.237 J	0.253	0.0931	0.217	0.00 - 0.50
5DN-00180	50355	Am-241	0.009	0.0081	0.0052	0.0454	0.00 - 0.50
5DN-00180	50355	Bi-212	0.868 J	0.172	0.105	2.15	0.00 - 0.50
5DN-00180	50355	Bi-214	0.944	0.033	0.0456	1.59	0.00 - 0.50
5DN-00180	50355	Cd-113m	-175 UJ	168	73.7	3030	0.00 - 0.50
5DN-00180	50355	Cm-243/244	0.0031	0.0083	0.0031	0.0443	0.00 - 0.50
5DN-00180	50355	Co-60	0.0035 U	0.0211	0.0062	0.028	0.00 - 0.50
5DN-00180	50355	Cs-134	0.162 Z	0.0304	0.0391	0.0864	0.00 - 0.50
5DN-00180	50355	Cs-137	0.0181 J	0.0206	0.0074	0.207	0.00 - 0.50
5DN-00180	50355	Eu-152	0.0082 U	0.0593	0.0373	0.0566	0.00 - 0.50
5DN-00180	50355	Eu-154	0.035 U	0.117	0.0348	0.15	0.00 - 0.50
5DN-00180	50355	Eu-155	0.0309 U	0.101	0.0317	0.231	0.00 - 0.50
5DN-00180	50355	Ho-166m	-0.0166 U	0.0291	0.0098	0.0432	0.00 - 0.50
5DN-00180	50355	K-40	20.5	0.134	1.34	32.4	0.00 - 0.50
5DN-00180	50355	Na-22	-0.0116 U	0.0265	0.0085	0.037	0.00 - 0.50
5DN-00180	50355	Nb-94	0.0068 U	0.0173	0.0054	0.0214	0.00 - 0.50
5DN-00180	50355	Np-236	-0.0296 U	0.0496	0.0169	0.047	0.00 - 0.50
5DN-00180	50355	Np-239	-0.0507 U	0.167	0.0604	0.139	0.00 - 0.50
5DN-00180	50355	Pa-231	0.119 U	1.02	0.389	0.936	0.00 - 0.50
5DN-00180	50355	Pb-212	1.58	0.0513	0.106	2.69	0.00 - 0.50
5DN-00180	50355	Pb-214	1.04	0.0398	0.053	1.7	0.00 - 0.50
5DN-00180	50355	Pu-238	0.0047	0.013	0.0038	0.0415	0.00 - 0.50
5DN-00180	50355	Pu-239/240	0.0078	0.0184	0.0056	0.0404	0.00 - 0.50
5DN-00180	50355	Pu-244	0.0183	0.0055	0.0061	0.0313	0.00 - 0.50

Table A.2
Analytical Results Summary
Subarea 5D, Round 1

Sample Location	Sample ID	Analyte Name	Activity	MDC	TPU	RTL	Sample Depth (feet bgs)
5DN-00180	50355	Sb-125	0.0282 U	0.0621	0.0195	0.354	0.00 - 0.50
5DN-00180	50355	Sn-126	-0.0057 U	0.0192	0.006	0.0237	0.00 - 0.50
5DN-00180	50355	Sr-90	-0.0024 U	0.228	0.0608	0.485	0.00 - 0.50
5DN-00180	50355	Th-228	1.47	0.15	0.134	3.98	0.00 - 0.50
5DN-00180	50355	Th-229	0.0184 U	0.0736	0.0203	0.145	0.00 - 0.50
5DN-00180	50355	Th-230	0.703	0.0568	0.075	2.2	0.00 - 0.50
5DN-00180	50355	Th-232	0.914	0.0656	0.0883	3.1	0.00 - 0.50
5DN-00180	50355	Th-234	1.25 J	0.47	0.346	3.19	0.00 - 0.50
5DN-00180	50355	Tl-208	0.441	0.0226	0.0265	0.937	0.00 - 0.50
5DN-00180	50355	Tm-171	45 J	24.5	13.8	72.4	0.00 - 0.50
5DN-00180	50355	U-233/234	0.709	0.0228	0.0709	2.02	0.00 - 0.50
5DN-00180	50355	U-235/236	0.0662	0.012	0.0177	0.151	0.00 - 0.50
5DN-00180	50355	U-238	0.812	0.0228	0.0786	1.8	0.00 - 0.50
5DN-00180	50356	Ac-227	-0.0169 U	0.145	0.0448	0.217	1.00 - 5.00
5DN-00180	50356	Am-241	0.002 U	0.0217	0.0051	0.0454	1.00 - 5.00
5DN-00180	50356	Bi-212	0.922	0.129	0.0914	2.15	1.00 - 5.00
5DN-00180	50356	Bi-214	0.714	0.026	0.0369	1.59	1.00 - 5.00
5DN-00180	50356	Cd-113m	-0.4 U	98.4	30.1	3030	1.00 - 5.00
5DN-00180	50356	Cm-243/244	0.0003 U	0.0244	0.0055	0.0443	1.00 - 5.00
5DN-00180	50356	Co-60	-0.0008 UJ	0.0164	0.0047	0.028	1.00 - 5.00
5DN-00180	50356	Cs-134	-0.0062 U	0.0145	0.0054	0.0864	1.00 - 5.00
5DN-00180	50356	Cs-137	-0.0152 UJ	0.0157	0.0059	0.207	1.00 - 5.00
5DN-00180	50356	Eu-152	0.0058 U	0.0374	0.0122	0.0566	1.00 - 5.00
5DN-00180	50356	Eu-154	0.0116 U	0.091	0.0267	0.15	1.00 - 5.00
5DN-00180	50356	Eu-155	0.035 SJ	0.0486	0.0161	0.231	1.00 - 5.00
5DN-00180	50356	Ho-166m	0.0003 U	0.0241	0.0069	0.0432	1.00 - 5.00
5DN-00180	50356	K-40	14.9	0.109	0.812	32.4	1.00 - 5.00
5DN-00180	50356	Na-22	-0.0029 U	0.0212	0.0062	0.037	1.00 - 5.00
5DN-00180	50356	Nb-94	0.0065 UJ	0.0143	0.0043	0.0214	1.00 - 5.00
5DN-00180	50356	Np-236	0.0025 U	0.0246	0.0072	0.047	1.00 - 5.00
5DN-00180	50356	Np-239	-0.0202 U	0.094	0.0292	0.139	1.00 - 5.00
5DN-00180	50356	Pa-231	0.146 U	0.622	0.192	0.936	1.00 - 5.00
5DN-00180	50356	Pb-212	1.25	0.0273	0.0704	2.69	1.00 - 5.00
5DN-00180	50356	Pb-214	0.729	0.0262	0.0364	1.7	1.00 - 5.00

Table A.2
Analytical Results Summary
Subarea 5D, Round 1

Sample Location	Sample ID	Analyte Name	Activity	MDC	TPU	RTL	Sample Depth (feet bgs)
5DN-00180	50356	Pu-238	0.0049	0.0066	0.0034	0.0415	1.00 - 5.00
5DN-00180	50356	Pu-239/240	0.0055	0.0154	0.0045	0.0404	1.00 - 5.00
5DN-00180	50356	Pu-244	0.0048	0.0065	0.0034	0.0313	1.00 - 5.00
5DN-00180	50356	Sb-125	0.0165 U	0.0413	0.0125	0.354	1.00 - 5.00
5DN-00180	50356	Sn-126	0.0082 J	0.016	0.0048	0.0237	1.00 - 5.00
5DN-00180	50356	Sr-90	-0.0978 U	0.298	0.0791	0.485	1.00 - 5.00
5DN-00180	50356	Th-228	1.27	0.0896	0.136	3.98	1.00 - 5.00
5DN-00180	50356	Th-229	0 U	0.0764	0.0165	0.145	1.00 - 5.00
5DN-00180	50356	Th-230	0.706	0.0222	0.0873	2.2	1.00 - 5.00
5DN-00180	50356	Th-232	0.909	0.0222	0.102	3.1	1.00 - 5.00
5DN-00180	50356	Th-234	1.19	0.186	0.119	3.19	1.00 - 5.00
5DN-00180	50356	Tl-208	0.401	0.0172	0.0254	0.937	1.00 - 5.00
5DN-00180	50356	Tm-171	0.452 U	6.12	2.08	72.4	1.00 - 5.00
5DN-00180	50356	U-233/234	0.663	0.0381	0.0822	2.02	1.00 - 5.00
5DN-00180	50356	U-235/236	0.0318	0.0215	0.0161	0.151	1.00 - 5.00
5DN-00180	50356	U-238	0.703	0.0381	0.0856	1.8	1.00 - 5.00
5DN-00181	50357	Ac-227	-0.0028 U	0.199	0.059	0.217	0.00 - 0.50
5DN-00181	50357	Am-241	0.0006 U	0.0345	0.0084	0.0454	0.00 - 0.50
5DN-00181	50357	Bi-212	1.06 J	0.169	0.116	2.15	0.00 - 0.50
5DN-00181	50357	Bi-214	0.815	0.0322	0.0413	1.59	0.00 - 0.50
5DN-00181	50357	Cd-113m	-10.6 U	138	41.2	3030	0.00 - 0.50
5DN-00181	50357	Cm-243/244	0.0119 U	0.0295	0.0088	0.0443	0.00 - 0.50
5DN-00181	50357	Co-60	-0.0052 U	0.0208	0.0064	0.028	0.00 - 0.50
5DN-00181	50357	Cs-134	0.0032 U	0.0192	0.0065	0.0864	0.00 - 0.50
5DN-00181	50357	Cs-137	0.0007 U	0.0199	0.0059	0.207	0.00 - 0.50
5DN-00181	50357	Eu-152	-0.0102 U	0.0513	0.0171	0.0566	0.00 - 0.50
5DN-00181	50357	Eu-154	0.0462 U	0.116	0.0344	0.15	0.00 - 0.50
5DN-00181	50357	Eu-155	0.0885 JS	0.081	0.0321	0.231	0.00 - 0.50
5DN-00181	50357	Ho-166m	-0.0076 U	0.0274	0.0085	0.0432	0.00 - 0.50
5DN-00181	50357	K-40	19.6	0.127	1.21	32.4	0.00 - 0.50
5DN-00181	50357	Na-22	-0.018 U	0.0261	0.0092	0.037	0.00 - 0.50
5DN-00181	50357	Nb-94	0.0011 U	0.0159	0.0047	0.0214	0.00 - 0.50
5DN-00181	50357	Np-236	-0.005 U	0.0382	0.0118	0.047	0.00 - 0.50
5DN-00181	50357	Np-239	0.0354 U	0.138	0.0413	0.139	0.00 - 0.50

Table A.2
Analytical Results Summary
Subarea 5D, Round 1

Sample Location	Sample ID	Analyte Name	Activity	MDC	TPU	RTL	Sample Depth (feet bgs)
5DN-00181	50357	Pa-231	0.299 U	0.858	0.271	0.936	0.00 - 0.50
5DN-00181	50357	Pb-212	1.54	0.0419	0.0998	2.69	0.00 - 0.50
5DN-00181	50357	Pb-214	0.91	0.0349	0.0471	1.7	0.00 - 0.50
5DN-00181	50357	Pu-238	0.0048 U	0.0335	0.0087	0.0415	0.00 - 0.50
5DN-00181	50357	Pu-239/240	0.0024 U	0.0258	0.0061	0.0404	0.00 - 0.50
5DN-00181	50357	Pu-244	0	0.0077	0.0029	0.0313	0.00 - 0.50
5DN-00181	50357	Sb-125	0.0083 U	0.0529	0.0161	0.354	0.00 - 0.50
5DN-00181	50357	Sn-126	-0.0088 U	0.0175	0.0057	0.0237	0.00 - 0.50
5DN-00181	50357	Sr-90	0.288	0.302	0.102	0.485	0.00 - 0.50
5DN-00181	50357	Th-228	1.22	0.134	0.117	3.98	0.00 - 0.50
5DN-00181	50357	Th-229	0.0292	0.0543	0.0176	0.145	0.00 - 0.50
5DN-00181	50357	Th-230	0.782	0.0701	0.0793	2.2	0.00 - 0.50
5DN-00181	50357	Th-232	1	0.0158	0.0906	3.1	0.00 - 0.50
5DN-00181	50357	Th-234	1.58 J	0.382	0.414	3.19	0.00 - 0.50
5DN-00181	50357	Tl-208	0.462	0.0216	0.028	0.937	0.00 - 0.50
5DN-00181	50357	Tm-171	-17.3 UJ	19.9	7.42	72.4	0.00 - 0.50
5DN-00181	50357	U-233/234	0.755	0.0484	0.0849	2.02	0.00 - 0.50
5DN-00181	50357	U-235/236	0.0217	0.0421	0.0141	0.151	0.00 - 0.50
5DN-00181	50357	U-238	0.755	0.034	0.0845	1.8	0.00 - 0.50
5DN-00181	50358	Ac-227	-0.0038 U	0.218	0.0642	0.217	1.00 - 5.00
5DN-00181	50358	Am-241	0.0057 U	0.0175	0.005	0.0454	1.00 - 5.00
5DN-00181	50358	Bi-212	1.06 J	0.213	0.126	2.15	1.00 - 5.00
5DN-00181	50358	Bi-214	0.682	0.0391	0.0411	1.59	1.00 - 5.00
5DN-00181	50358	Cd-113m	-8.6 U	148	43.6	3030	1.00 - 5.00
5DN-00181	50358	Cm-243/244	0.0091	0.0061	0.0045	0.0443	1.00 - 5.00
5DN-00181	50358	Co-60	0.0005 U	0.0258	0.0074	0.028	1.00 - 5.00
5DN-00181	50358	Cs-134	0.0037 U	0.0222	0.0073	0.0864	1.00 - 5.00
5DN-00181	50358	Cs-137	-0.0163 UJ	0.0215	0.0076	0.207	1.00 - 5.00
5DN-00181	50358	Eu-152	-0.0113 U	0.0553	0.0192	0.0566	1.00 - 5.00
5DN-00181	50358	Eu-154	-0.0342 U	0.13	0.0404	0.15	1.00 - 5.00
5DN-00181	50358	Eu-155	0.0786 JS	0.0788	0.0299	0.231	1.00 - 5.00
5DN-00181	50358	Ho-166m	-0.0062 U	0.0335	0.01	0.0432	1.00 - 5.00
5DN-00181	50358	K-40	16.4	0.172	0.956	32.4	1.00 - 5.00
5DN-00181	50358	Na-22	0.0115 U	0.0324	0.0095	0.037	1.00 - 5.00

Table A.2
Analytical Results Summary
Subarea 5D, Round 1

Sample Location	Sample ID	Analyte Name	Activity	MDC	TPU	RTL	Sample Depth (feet bgs)
5DN-00181	50358	Nb-94	0.0027 U	0.02	0.0058	0.0214	1.00 - 5.00
5DN-00181	50358	Np-236	0.0096 U	0.0394	0.0122	0.047	1.00 - 5.00
5DN-00181	50358	Np-239	0.0308 U	0.144	0.0424	0.139	1.00 - 5.00
5DN-00181	50358	Pa-231	0.0629 U	0.908	0.288	0.936	1.00 - 5.00
5DN-00181	50358	Pb-212	1.63	0.0431	0.0961	2.69	1.00 - 5.00
5DN-00181	50358	Pb-214	0.76	0.039	0.0387	1.7	1.00 - 5.00
5DN-00181	50358	Pu-238	-0.0012 U	0.0206	0.0037	0.0415	1.00 - 5.00
5DN-00181	50358	Pu-239/240	0.0041 U	0.0205	0.0052	0.0404	1.00 - 5.00
5DN-00181	50358	Pu-244	0.0033 U	0.0166	0.0041	0.0313	1.00 - 5.00
5DN-00181	50358	Sb-125	-0.005 U	0.0591	0.0179	0.354	1.00 - 5.00
5DN-00181	50358	Sn-126	0.009 U	0.0225	0.0067	0.0237	1.00 - 5.00
5DN-00181	50358	Sr-90	0.0709 U	0.245	0.0713	0.485	1.00 - 5.00
5DN-00181	50358	Th-228	1.8	0.0877	0.139	3.98	1.00 - 5.00
5DN-00181	50358	Th-229	0.0494	0.0591	0.0214	0.145	1.00 - 5.00
5DN-00181	50358	Th-230	0.881	0.0508	0.0812	2.2	1.00 - 5.00
5DN-00181	50358	Th-232	1.35	0.0148	0.106	3.1	1.00 - 5.00
5DN-00181	50358	Th-234	1.29 J	0.299	0.154	3.19	1.00 - 5.00
5DN-00181	50358	Tl-208	0.482	0.0265	0.0312	0.937	1.00 - 5.00
5DN-00181	50358	Tm-171	-7.83 U	14.8	5.38	72.4	1.00 - 5.00
5DN-00181	50358	U-233/234	0.883	0.0775	0.0956	2.02	1.00 - 5.00
5DN-00181	50358	U-235/236	0.0334	0.0578	0.0196	0.151	1.00 - 5.00
5DN-00181	50358	U-238	0.95	0.0378	0.099	1.8	1.00 - 5.00
5DN-00182	50359	Ac-227	-0.0788 U	0.165	0.0547	0.217	0.00 - 0.50
5DN-00182	50359	Am-241	-0.0015 UJ	0.0436	0.0104	0.0454	0.00 - 0.50
5DN-00182	50359	Bi-212	1.1	0.141	0.103	2.15	0.00 - 0.50
5DN-00182	50359	Bi-214	0.934	0.0266	0.0435	1.59	0.00 - 0.50
5DN-00182	50359	Cd-113m	71.7 J	113	37.7	3030	0.00 - 0.50
5DN-00182	50359	Cm-243/244	-0.002 UJ	0.0355	0.0077	0.0443	0.00 - 0.50
5DN-00182	50359	Co-60	-0.0037 U	0.0166	0.0051	0.028	0.00 - 0.50
5DN-00182	50359	Cs-134	0.0032 U	0.0155	0.0053	0.0864	0.00 - 0.50
5DN-00182	50359	Cs-137	0.0091 J	0.0157	0.0051	0.207	0.00 - 0.50
5DN-00182	50359	Eu-152	-0.0066 U	0.041	0.0125	0.0566	0.00 - 0.50
5DN-00182	50359	Eu-154	-0.0634 UJ	0.0852	0.0303	0.15	0.00 - 0.50
5DN-00182	50359	Eu-155	0.0641 JS	0.0645	0.0239	0.231	0.00 - 0.50

Table A.2
Analytical Results Summary
Subarea 5D, Round 1

Sample Location	Sample ID	Analyte Name	Activity	MDC	TPU	RTL	Sample Depth (feet bgs)
5DN-00182	50359	Ho-166m	-0.0102 U	0.0231	0.0076	0.0432	0.00 - 0.50
5DN-00182	50359	K-40	19.6	0.114	1.12	32.4	0.00 - 0.50
5DN-00182	50359	Na-22	0.0046 U	0.0211	0.0063	0.037	0.00 - 0.50
5DN-00182	50359	Nb-94	0.0067 U	0.0138	0.0044	0.0214	0.00 - 0.50
5DN-00182	50359	Np-236	0.0131 U	0.0319	0.0098	0.047	0.00 - 0.50
5DN-00182	50359	Np-239	0.0303 U	0.11	0.0341	0.139	0.00 - 0.50
5DN-00182	50359	Pa-231	0.121 U	0.675	0.208	0.936	0.00 - 0.50
5DN-00182	50359	Pb-212	1.53	0.0343	0.0914	2.69	0.00 - 0.50
5DN-00182	50359	Pb-214	1.02	0.0284	0.0489	1.7	0.00 - 0.50
5DN-00182	50359	Pu-238	0.0147 U	0.0368	0.011	0.0415	0.00 - 0.50
5DN-00182	50359	Pu-239/240	0.0092 U	0.0297	0.0084	0.0404	0.00 - 0.50
5DN-00182	50359	Pu-244	0.003	0.008	0.003	0.0313	0.00 - 0.50
5DN-00182	50359	Sb-125	-0.016 U	0.0425	0.0132	0.354	0.00 - 0.50
5DN-00182	50359	Sn-126	-0.0095 U	0.0139	0.0049	0.0237	0.00 - 0.50
5DN-00182	50359	Sr-90	-0.0993 U	0.274	0.0672	0.485	0.00 - 0.50
5DN-00182	50359	Th-228	1.52	0.0856	0.135	3.98	0.00 - 0.50
5DN-00182	50359	Th-229	-0.0316 U	0.105	0.0228	0.145	0.00 - 0.50
5DN-00182	50359	Th-230	0.907	0.0464	0.0884	2.2	0.00 - 0.50
5DN-00182	50359	Th-232	1.14	0.0583	0.103	3.1	0.00 - 0.50
5DN-00182	50359	Th-234	1.39 J	0.249	0.154	3.19	0.00 - 0.50
5DN-00182	50359	Tl-208	0.489	0.0172	0.0286	0.937	0.00 - 0.50
5DN-00182	50359	Tm-171	-3.31 U	13.8	4.86	72.4	0.00 - 0.50
5DN-00182	50359	U-233/234	0.876	0.0385	0.0978	2.02	0.00 - 0.50
5DN-00182	50359	U-235/236	0.0469	0.0476	0.0208	0.151	0.00 - 0.50
5DN-00182	50359	U-238	0.885	0.0476	0.0988	1.8	0.00 - 0.50
5DN-00182	50360	Ac-227	-0.0762 U	0.186	0.0585	0.217	1.00 - 5.00
5DN-00182	50360	Am-241	0.0136	0.0266	0.0085	0.0454	1.00 - 5.00
5DN-00182	50360	Bi-212	1.11	0.158	0.0937	2.15	1.00 - 5.00
5DN-00182	50360	Bi-214	1.11	0.0296	0.0517	1.59	1.00 - 5.00
5DN-00182	50360	Cd-113m	-101 UJ	124	44.6	3030	1.00 - 5.00
5DN-00182	50360	Cm-243/244	-0.0024 U	0.0272	0.0055	0.0443	1.00 - 5.00
5DN-00182	50360	Co-60	-0.0034 U	0.0185	0.0056	0.028	1.00 - 5.00
5DN-00182	50360	Cs-134	-0.0053 U	0.0171	0.006	0.0864	1.00 - 5.00
5DN-00182	50360	Cs-137	-0.0041 U	0.0176	0.0061	0.207	1.00 - 5.00

Table A.2
Analytical Results Summary
Subarea 5D, Round 1

Sample Location	Sample ID	Analyte Name	Activity	MDC	TPU	RTL	Sample Depth (feet bgs)
5DN-00182	50360	Eu-152	-0.0024 U	0.0482	0.015	0.0566	1.00 - 5.00
5DN-00182	50360	Eu-154	0.023 U	0.101	0.0335	0.15	1.00 - 5.00
5DN-00182	50360	Eu-155	0.0977 JS	0.0688	0.0263	0.231	1.00 - 5.00
5DN-00182	50360	Ho-166m	-0.0101 U	0.0265	0.0083	0.0432	1.00 - 5.00
5DN-00182	50360	K-40	21.7	0.132	1.17	32.4	1.00 - 5.00
5DN-00182	50360	Na-22	0.008 U	0.0236	0.007	0.037	1.00 - 5.00
5DN-00182	50360	Nb-94	0.0104 JS	0.0163	0.0053	0.0214	1.00 - 5.00
5DN-00182	50360	Np-236	0.003 U	0.0356	0.0108	0.047	1.00 - 5.00
5DN-00182	50360	Np-239	-0.0384 U	0.123	0.0376	0.139	1.00 - 5.00
5DN-00182	50360	Pa-231	0.139 U	0.772	0.237	0.936	1.00 - 5.00
5DN-00182	50360	Pb-212	1.75	0.0368	0.101	2.69	1.00 - 5.00
5DN-00182	50360	Pb-214	1.19	0.0337	0.0562	1.7	1.00 - 5.00
5DN-00182	50360	Pu-238	0.0026	0.0069	0.0026	0.0415	1.00 - 5.00
5DN-00182	50360	Pu-239/240	0.004 U	0.0201	0.0051	0.0404	1.00 - 5.00
5DN-00182	50360	Pu-244	0.0051	0.0069	0.0036	0.0313	1.00 - 5.00
5DN-00182	50360	Sb-125	-0.0122 U	0.0499	0.0155	0.354	1.00 - 5.00
5DN-00182	50360	Sn-126	0.0091 J	0.0179	0.0056	0.0237	1.00 - 5.00
5DN-00182	50360	Sr-90	-0.0221 U	0.3	0.0801	0.485	1.00 - 5.00
5DN-00182	50360	Th-228	1.63	0.129	0.13	3.98	1.00 - 5.00
5DN-00182	50360	Th-229	0.0199 U	0.0537	0.0158	0.145	1.00 - 5.00
5DN-00182	50360	Th-230	1.09	0.0462	0.0897	2.2	1.00 - 5.00
5DN-00182	50360	Th-232	1.27	0.0365	0.0991	3.1	1.00 - 5.00
5DN-00182	50360	Th-234	1.63	0.281	0.149	3.19	1.00 - 5.00
5DN-00182	50360	Tl-208	0.555	0.0205	0.0313	0.937	1.00 - 5.00
5DN-00182	50360	Tm-171	-5.2 U	13.3	4.62	72.4	1.00 - 5.00
5DN-00182	50360	U-233/234	1.04	0.0555	0.101	2.02	1.00 - 5.00
5DN-00182	50360	U-235/236	0.0493	0.0569	0.0216	0.151	1.00 - 5.00
5DN-00182	50360	U-238	0.981	0.0594	0.0968	1.8	1.00 - 5.00
5DN-00183	50361	Ac-227	-0.0199 U	0.168	0.0503	0.217	0.00 - 0.50
5DN-00183	50361	Am-241	-0.0004 U	0.0221	0.0046	0.0454	0.00 - 0.50
5DN-00183	50361	Bi-212	0.941	0.131	0.0772	2.15	0.00 - 0.50
5DN-00183	50361	Bi-214	0.923	0.0255	0.0427	1.59	0.00 - 0.50
5DN-00183	50361	Cd-113m	6.27 U	113	34.9	3030	0.00 - 0.50
5DN-00183	50361	Cm-243/244	-0.0051 U	0.031	0.0064	0.0443	0.00 - 0.50

Table A.2
Analytical Results Summary
Subarea 5D, Round 1

Sample Location	Sample ID	Analyte Name	Activity	MDC	TPU	RTL	Sample Depth (feet bgs)
5DN-00183	50361	Co-60	0.0075 U	0.0165	0.005	0.028	0.00 - 0.50
5DN-00183	50361	Cs-134	0.0013 U	0.0149	0.0049	0.0864	0.00 - 0.50
5DN-00183	50361	Cs-137	0.0075 J	0.0152	0.0052	0.207	0.00 - 0.50
5DN-00183	50361	Eu-152	0.0137 U	0.0426	0.0158	0.0566	0.00 - 0.50
5DN-00183	50361	Eu-154	-0.0399 U	0.0847	0.0276	0.15	0.00 - 0.50
5DN-00183	50361	Eu-155	0.0027 U	0.0642	0.0201	0.231	0.00 - 0.50
5DN-00183	50361	Ho-166m	0.0033 U	0.0225	0.0066	0.0432	0.00 - 0.50
5DN-00183	50361	K-40	21.9	0.103	1.25	32.4	0.00 - 0.50
5DN-00183	50361	Na-22	0.01 U	0.0212	0.0066	0.037	0.00 - 0.50
5DN-00183	50361	Nb-94	0.0025 U	0.0131	0.0038	0.0214	0.00 - 0.50
5DN-00183	50361	Np-236	-0.0052 U	0.0321	0.0095	0.047	0.00 - 0.50
5DN-00183	50361	Np-239	0.0152 U	0.111	0.033	0.139	0.00 - 0.50
5DN-00183	50361	Pa-231	0.0638 U	0.679	0.21	0.936	0.00 - 0.50
5DN-00183	50361	Pb-212	1.36	0.0349	0.0863	2.69	0.00 - 0.50
5DN-00183	50361	Pb-214	1.01	0.0281	0.0495	1.7	0.00 - 0.50
5DN-00183	50361	Pu-238	0.0058 U	0.0458	0.0121	0.0415	0.00 - 0.50
5DN-00183	50361	Pu-239/240	-0.0143 U	0.0437	0.0082	0.0404	0.00 - 0.50
5DN-00183	50361	Pu-244	0.0032	0.0087	0.0032	0.0313	0.00 - 0.50
5DN-00183	50361	Sb-125	-0.0087 U	0.0423	0.0131	0.354	0.00 - 0.50
5DN-00183	50361	Sn-126	0 U	0.0144	0.0042	0.0237	0.00 - 0.50
5DN-00183	50361	Sr-90	0.0263 U	0.212	0.0588	0.485	0.00 - 0.50
5DN-00183	50361	Th-228	1.21	0.0672	0.111	3.98	0.00 - 0.50
5DN-00183	50361	Th-229	-0.023 U	0.0862	0.0182	0.145	0.00 - 0.50
5DN-00183	50361	Th-230	1.07	0.0532	0.0942	2.2	0.00 - 0.50
5DN-00183	50361	Th-232	1.1	0.0155	0.0952	3.1	0.00 - 0.50
5DN-00183	50361	Th-234	1.28 J	0.254	0.135	3.19	0.00 - 0.50
5DN-00183	50361	Tl-208	0.437	0.0163	0.0258	0.937	0.00 - 0.50
5DN-00183	50361	Tm-171	-6.95 U	12.5	4.71	72.4	0.00 - 0.50
5DN-00183	50361	U-233/234	0.807	0.0684	0.106	2.02	0.00 - 0.50
5DN-00183	50361	U-235/236	0.0536	0.029	0.0243	0.151	0.00 - 0.50
5DN-00183	50361	U-238	0.796	0.0785	0.106	1.8	0.00 - 0.50
5DN-00183	50362	Ac-227	-0.0613 U	0.175	0.0554	0.217	1.00 - 5.00
5DN-00183	50362	Am-241	0.009	0.0134	0.005	0.0454	1.00 - 5.00
5DN-00183	50362	Bi-212	0.999	0.135	0.0817	2.15	1.00 - 5.00

Table A.2
Analytical Results Summary
Subarea 5D, Round 1

Sample Location	Sample ID	Analyte Name	Activity	MDC	TPU	RTL	Sample Depth (feet bgs)
5DN-00183	50362	Bi-214	0.914	0.0255	0.043	1.59	1.00 - 5.00
5DN-00183	50362	Cd-113m	-115 UJ	115	49.8	3030	1.00 - 5.00
5DN-00183	50362	Cm-243/244	-0.0074 U	0.0293	0.0059	0.0443	1.00 - 5.00
5DN-00183	50362	Co-60	-0.0062 UJ	0.0162	0.0052	0.028	1.00 - 5.00
5DN-00183	50362	Cs-134	-0.0041 U	0.0142	0.0051	0.0864	1.00 - 5.00
5DN-00183	50362	Cs-137	0.0011 U	0.0153	0.0053	0.207	1.00 - 5.00
5DN-00183	50362	Eu-152	-0.0359 UJ	0.0418	0.0175	0.0566	1.00 - 5.00
5DN-00183	50362	Eu-154	0.0347 U	0.0922	0.0315	0.15	1.00 - 5.00
5DN-00183	50362	Eu-155	0.107 SJ	0.0624	0.0272	0.231	1.00 - 5.00
5DN-00183	50362	Ho-166m	0.0054 U	0.024	0.0072	0.0432	1.00 - 5.00
5DN-00183	50362	K-40	21.4	0.123	1.27	32.4	1.00 - 5.00
5DN-00183	50362	Na-22	-0.0023 U	0.0203	0.0061	0.037	1.00 - 5.00
5DN-00183	50362	Nb-94	0.003 UJ	0.0138	0.0042	0.0214	1.00 - 5.00
5DN-00183	50362	Np-236	-0.0063 U	0.0326	0.0101	0.047	1.00 - 5.00
5DN-00183	50362	Np-239	0.0203 U	0.118	0.0356	0.139	1.00 - 5.00
5DN-00183	50362	Pa-231	-0.263 U	0.702	0.225	0.936	1.00 - 5.00
5DN-00183	50362	Pb-212	1.54	0.0338	0.094	2.69	1.00 - 5.00
5DN-00183	50362	Pb-214	1.06	0.0304	0.0519	1.7	1.00 - 5.00
5DN-00183	50362	Pu-238	0	0.0065	0.0024	0.0415	1.00 - 5.00
5DN-00183	50362	Pu-239/240	0.0031 U	0.0152	0.0038	0.0404	1.00 - 5.00
5DN-00183	50362	Pu-244	0.0095	0.0065	0.0048	0.0313	1.00 - 5.00
5DN-00183	50362	Sb-125	0.0059 U	0.0433	0.0127	0.354	1.00 - 5.00
5DN-00183	50362	Sn-126	-0.0001 U	0.0151	0.0045	0.0237	1.00 - 5.00
5DN-00183	50362	Sr-90	-0.0466 U	0.256	0.0648	0.485	1.00 - 5.00
5DN-00183	50362	Th-228	1.55	0.0592	0.144	3.98	1.00 - 5.00
5DN-00183	50362	Th-229	0.0068 U	0.0635	0.0153	0.145	1.00 - 5.00
5DN-00183	50362	Th-230	0.887	0.0185	0.0936	2.2	1.00 - 5.00
5DN-00183	50362	Th-232	1.13	0.0184	0.11	3.1	1.00 - 5.00
5DN-00183	50362	Th-234	1.52	0.249	0.136	3.19	1.00 - 5.00
5DN-00183	50362	Tl-208	0.447	0.0169	0.026	0.937	1.00 - 5.00
5DN-00183	50362	Tm-171	-7.55 U	11.6	4.48	72.4	1.00 - 5.00
5DN-00183	50362	U-233/234	1.14	0.0208	0.128	2.02	1.00 - 5.00
5DN-00183	50362	U-235/236	0.0473	0.0257	0.0215	0.151	1.00 - 5.00
5DN-00183	50362	U-238	1.1	0.0208	0.125	1.8	1.00 - 5.00

Table A.2
Analytical Results Summary
Subarea 5D, Round 1

Sample Location	Sample ID	Analyte Name	Activity	MDC	TPU	RTL	Sample Depth (feet bgs)
5DN-00184	50363	Ac-227	0.167 J	0.22	0.0769	0.217	0.00 - 0.50
5DN-00184	50363	Am-241	-0.008 U	0.0377	0.0085	0.0454	0.00 - 0.50
5DN-00184	50363	Bi-212	0.959	0.156	0.0829	2.15	0.00 - 0.50
5DN-00184	50363	Bi-214	1.52	0.0331	0.0669	1.59	0.00 - 0.50
5DN-00184	50363	Cd-113m	-9.53 U	143	47.6	3030	0.00 - 0.50
5DN-00184	50363	Cm-243/244	-0.0081 U	0.0283	0.0049	0.0443	0.00 - 0.50
5DN-00184	50363	Co-60	-0.0085 U	0.0183	0.0059	0.028	0.00 - 0.50
5DN-00184	50363	Cs-134	0.0161 JS	0.0196	0.0075	0.0864	0.00 - 0.50
5DN-00184	50363	Cs-137	0.003 U	0.0176	0.0093	0.207	0.00 - 0.50
5DN-00184	50363	Eu-152	-0.0642 UJ	0.0504	0.0228	0.0566	0.00 - 0.50
5DN-00184	50363	Eu-154	0.0186 U	0.098	0.0329	0.15	0.00 - 0.50
5DN-00184	50363	Eu-155	0.0108 U	0.0811	0.0243	0.231	0.00 - 0.50
5DN-00184	50363	Ho-166m	0.0176 JS	0.0259	0.0085	0.0432	0.00 - 0.50
5DN-00184	50363	K-40	20.7	0.145	1.26	32.4	0.00 - 0.50
5DN-00184	50363	Na-22	0.0014 U	0.0232	0.0079	0.037	0.00 - 0.50
5DN-00184	50363	Nb-94	0.0133 JS	0.0152	0.0054	0.0214	0.00 - 0.50
5DN-00184	50363	Np-236	-0.0155 U	0.0406	0.0144	0.047	0.00 - 0.50
5DN-00184	50363	Np-239	0.036 U	0.142	0.044	0.139	0.00 - 0.50
5DN-00184	50363	Pa-231	-0.32 U	0.849	0.284	0.936	0.00 - 0.50
5DN-00184	50363	Pb-212	1.54	0.0434	0.0951	2.69	0.00 - 0.50
5DN-00184	50363	Pb-214	1.71	0.0365	0.0779	1.7	0.00 - 0.50
5DN-00184	50363	Pu-238	0.0217	0.0452	0.014	0.0415	0.00 - 0.50
5DN-00184	50363	Pu-239/240	0.0035 UJ	0.0449	0.0112	0.0404	0.00 - 0.50
5DN-00184	50363	Pu-244	0.0083	0.0231	0.0068	0.0313	0.00 - 0.50
5DN-00184	50363	Sb-125	0.0469 JS	0.0548	0.0191	0.354	0.00 - 0.50
5DN-00184	50363	Sn-126	-0.0037 U	0.0163	0.005	0.0237	0.00 - 0.50
5DN-00184	50363	Sr-90	0.0188 U	0.18	0.0488	0.485	0.00 - 0.50
5DN-00184	50363	Th-228	1.53 J	0.181	0.149	3.98	0.00 - 0.50
5DN-00184	50363	Th-229	0.0214	0.0525	0.016	0.145	0.00 - 0.50
5DN-00184	50363	Th-230	1.1	0.0855	0.108	2.2	0.00 - 0.50
5DN-00184	50363	Th-232	0.951	0.0659	0.097	3.1	0.00 - 0.50
5DN-00184	50363	Th-234	1.3 J	0.323	0.167	3.19	0.00 - 0.50
5DN-00184	50363	Tl-208	0.434	0.0208	0.0259	0.937	0.00 - 0.50
5DN-00184	50363	Tm-171	-9.74 U	19	6.85	72.4	0.00 - 0.50

Table A.2
Analytical Results Summary
Subarea 5D, Round 1

Sample Location	Sample ID	Analyte Name	Activity	MDC	TPU	RTL	Sample Depth (feet bgs)
5DN-00184	50363	U-233/234	0.87	0.045	0.103	2.02	0.00 - 0.50
5DN-00184	50363	U-235/236	0.0872	0.0236	0.0284	0.151	0.00 - 0.50
5DN-00184	50363	U-238	0.976	0.045	0.111	1.8	0.00 - 0.50
5DN-00184	50364	Ac-227	-0.0718 U	0.196	0.0615	0.217	1.00 - 5.00
5DN-00184	50364	Am-241	0.0039	0.0052	0.0027	0.0454	1.00 - 5.00
5DN-00184	50364	Bi-212	0.862 J	0.165	0.0929	2.15	1.00 - 5.00
5DN-00184	50364	Bi-214	0.691	0.0307	0.0362	1.59	1.00 - 5.00
5DN-00184	50364	Cd-113m	-20.5 U	134	40.4	3030	1.00 - 5.00
5DN-00184	50364	Cm-243/244	0.0042 U	0.0197	0.0052	0.0443	1.00 - 5.00
5DN-00184	50364	Co-60	-0.0003 U	0.0193	0.0057	0.028	1.00 - 5.00
5DN-00184	50364	Cs-134	-0.0113 U	0.0173	0.0067	0.0864	1.00 - 5.00
5DN-00184	50364	Cs-137	-0.011 U	0.0176	0.006	0.207	1.00 - 5.00
5DN-00184	50364	Eu-152	-0.0258 U	0.0483	0.0182	0.0566	1.00 - 5.00
5DN-00184	50364	Eu-154	-0.0035 U	0.104	0.0301	0.15	1.00 - 5.00
5DN-00184	50364	Eu-155	0.0904 JS	0.0751	0.0306	0.231	1.00 - 5.00
5DN-00184	50364	Ho-166m	-0.016 U	0.0268	0.0091	0.0432	1.00 - 5.00
5DN-00184	50364	K-40	16.9	0.129	1.05	32.4	1.00 - 5.00
5DN-00184	50364	Na-22	-0.0042 U	0.0244	0.0074	0.037	1.00 - 5.00
5DN-00184	50364	Nb-94	0.002 U	0.0159	0.0047	0.0214	1.00 - 5.00
5DN-00184	50364	Np-236	-0.0145 U	0.0381	0.0123	0.047	1.00 - 5.00
5DN-00184	50364	Np-239	0.0309 U	0.132	0.0394	0.139	1.00 - 5.00
5DN-00184	50364	Pa-231	-0.188 U	0.817	0.285	0.936	1.00 - 5.00
5DN-00184	50364	Pb-212	1.58	0.0399	0.102	2.69	1.00 - 5.00
5DN-00184	50364	Pb-214	0.83	0.034	0.0431	1.7	1.00 - 5.00
5DN-00184	50364	Pu-238	-0.0011 U	0.0315	0.0075	0.0415	1.00 - 5.00
5DN-00184	50364	Pu-239/240	0.0006 U	0.0146	0.0028	0.0404	1.00 - 5.00
5DN-00184	50364	Pu-244	0.0023	0.0062	0.0023	0.0313	1.00 - 5.00
5DN-00184	50364	Sb-125	-0.0017 U	0.0507	0.0155	0.354	1.00 - 5.00
5DN-00184	50364	Sn-126	-0.0089 U	0.0171	0.0056	0.0237	1.00 - 5.00
5DN-00184	50364	Sr-90	0.0971 U	0.293	0.0866	0.485	1.00 - 5.00
5DN-00184	50364	Th-228	1.39	0.124	0.134	3.98	1.00 - 5.00
5DN-00184	50364	Th-229	-0.0144 U	0.0867	0.0177	0.145	1.00 - 5.00
5DN-00184	50364	Th-230	0.784	0.053	0.0857	2.2	1.00 - 5.00
5DN-00184	50364	Th-232	1.1	0.0528	0.105	3.1	1.00 - 5.00

Table A.2
Analytical Results Summary
Subarea 5D, Round 1

Sample Location	Sample ID	Analyte Name	Activity	MDC	TPU	RTL	Sample Depth (feet bgs)
5DN-00184	50364	Th-234	1.23 J	0.31	0.155	3.19	1.00 - 5.00
5DN-00184	50364	Tl-208	0.475	0.02	0.0284	0.937	1.00 - 5.00
5DN-00184	50364	Tm-171	23.9 J	17.6	7.08	72.4	1.00 - 5.00
5DN-00184	50364	U-233/234	0.692	0.0622	0.0775	2.02	1.00 - 5.00
5DN-00184	50364	U-235/236	0.0234	0.0519	0.0162	0.151	1.00 - 5.00
5DN-00184	50364	U-238	0.686	0.0482	0.0763	1.8	1.00 - 5.00
5DN-00185	50365	Ac-227	-0.0737 U	0.175	0.0552	0.217	0.00 - 0.50
5DN-00185	50365	Am-241	0.0074 U	0.0321	0.0088	0.0454	0.00 - 0.50
5DN-00185	50365	Bi-212	0.78 J	0.139	0.0853	2.15	0.00 - 0.50
5DN-00185	50365	Bi-214	0.802	0.0267	0.0389	1.59	0.00 - 0.50
5DN-00185	50365	Cd-113m	-7.12 U	119	36.4	3030	0.00 - 0.50
5DN-00185	50365	Cm-243/244	0.0027 U	0.0348	0.0087	0.0443	0.00 - 0.50
5DN-00185	50365	Co-60	0.0008 U	0.0171	0.005	0.028	0.00 - 0.50
5DN-00185	50365	Cs-134	0.003 U	0.0155	0.0052	0.0864	0.00 - 0.50
5DN-00185	50365	Cs-137	0.0135 J	0.0156	0.0059	0.207	0.00 - 0.50
5DN-00185	50365	Eu-152	-0.0243 U	0.0425	0.0147	0.0566	0.00 - 0.50
5DN-00185	50365	Eu-154	-0.0102 U	0.0867	0.0263	0.15	0.00 - 0.50
5DN-00185	50365	Eu-155	0.0806 JS	0.071	0.0285	0.231	0.00 - 0.50
5DN-00185	50365	Ho-166m	0.0106 U	0.0235	0.0072	0.0432	0.00 - 0.50
5DN-00185	50365	K-40	16.4	0.119	0.961	32.4	0.00 - 0.50
5DN-00185	50365	Na-22	-0.0017 U	0.0204	0.007	0.037	0.00 - 0.50
5DN-00185	50365	Nb-94	0.0021 U	0.013	0.0038	0.0214	0.00 - 0.50
5DN-00185	50365	Np-236	-0.0044 U	0.034	0.0105	0.047	0.00 - 0.50
5DN-00185	50365	Np-239	-0.0217 UJ	0.119	0.0356	0.139	0.00 - 0.50
5DN-00185	50365	Pa-231	-0.528 UJ	0.704	0.249	0.936	0.00 - 0.50
5DN-00185	50365	Pb-212	1.44	0.0358	0.0962	2.69	0.00 - 0.50
5DN-00185	50365	Pb-214	0.959	0.0301	0.0476	1.7	0.00 - 0.50
5DN-00185	50365	Pu-238	0.0028 U	0.0139	0.0035	0.0415	0.00 - 0.50
5DN-00185	50365	Pu-239/240	0.0269	0.0237	0.0095	0.0404	0.00 - 0.50
5DN-00185	50365	Pu-244	0.0093	0.0138	0.0051	0.0313	0.00 - 0.50
5DN-00185	50365	Sb-125	0.0084 U	0.0437	0.0132	0.354	0.00 - 0.50
5DN-00185	50365	Sn-126	-0.0011 U	0.0144	0.0043	0.0237	0.00 - 0.50
5DN-00185	50365	Sr-90	0.0688 U	0.238	0.0691	0.485	0.00 - 0.50
5DN-00185	50365	Th-228	1.54	0.0913	0.146	3.98	0.00 - 0.50

Table A.2
Analytical Results Summary
Subarea 5D, Round 1

Sample Location	Sample ID	Analyte Name	Activity	MDC	TPU	RTL	Sample Depth (feet bgs)
5DN-00185	50365	Th-229	0.0275	0.0506	0.0169	0.145	0.00 - 0.50
5DN-00185	50365	Th-230	0.864	0.0738	0.0932	2.2	0.00 - 0.50
5DN-00185	50365	Th-232	1.1	0.0185	0.108	3.1	0.00 - 0.50
5DN-00185	50365	Th-234	1.11 J	0.274	0.147	3.19	0.00 - 0.50
5DN-00185	50365	Tl-208	0.414	0.0176	0.0236	0.937	0.00 - 0.50
5DN-00185	50365	Tm-171	-8.98 U	16.7	6.11	72.4	0.00 - 0.50
5DN-00185	50365	U-233/234	0.855	0.0348	0.093	2.02	0.00 - 0.50
5DN-00185	50365	U-235/236	0.101	0.0183	0.0272	0.151	0.00 - 0.50
5DN-00185	50365	U-238	0.871	0.043	0.0944	1.8	0.00 - 0.50
5DN-00185	50366	Ac-227	-0.079 U	0.221	0.0692	0.217	1.00 - 5.00
5DN-00185	50366	Am-241	0.007 U	0.0359	0.0098	0.0454	1.00 - 5.00
5DN-00185	50366	Bi-212	0.967 J	0.172	0.0986	2.15	1.00 - 5.00
5DN-00185	50366	Bi-214	0.891	0.0365	0.0446	1.59	1.00 - 5.00
5DN-00185	50366	Cd-113m	-13.5 U	152	45.5	3030	1.00 - 5.00
5DN-00185	50366	Cm-243/244	0.0061 U	0.0278	0.0075	0.0443	1.00 - 5.00
5DN-00185	50366	Co-60	-0.0005 U	0.0223	0.0066	0.028	1.00 - 5.00
5DN-00185	50366	Cs-134	-0.0062 U	0.0194	0.0069	0.0864	1.00 - 5.00
5DN-00185	50366	Cs-137	0.0057 U	0.0198	0.0067	0.207	1.00 - 5.00
5DN-00185	50366	Eu-152	-0.0501 UJ	0.0548	0.0232	0.0566	1.00 - 5.00
5DN-00185	50366	Eu-154	-0.0028 U	0.114	0.0383	0.15	1.00 - 5.00
5DN-00185	50366	Eu-155	0.0567 JS	0.0851	0.029	0.231	1.00 - 5.00
5DN-00185	50366	Ho-166m	0.0064 U	0.0322	0.0095	0.0432	1.00 - 5.00
5DN-00185	50366	K-40	18.6	0.159	1.16	32.4	1.00 - 5.00
5DN-00185	50366	Na-22	-0.0164 U	0.0263	0.009	0.037	1.00 - 5.00
5DN-00185	50366	Nb-94	0.005 U	0.0184	0.0055	0.0214	1.00 - 5.00
5DN-00185	50366	Np-236	0.0014 U	0.0426	0.0131	0.047	1.00 - 5.00
5DN-00185	50366	Np-239	-0.0681 U	0.148	0.0473	0.139	1.00 - 5.00
5DN-00185	50366	Pa-231	-0.158 U	0.936	0.294	0.936	1.00 - 5.00
5DN-00185	50366	Pb-212	1.69	0.0429	0.11	2.69	1.00 - 5.00
5DN-00185	50366	Pb-214	1.03	0.0387	0.0535	1.7	1.00 - 5.00
5DN-00185	50366	Pu-238	0.0033	0.0088	0.0033	0.0415	1.00 - 5.00
5DN-00185	50366	Pu-239/240	0.0033	0.0088	0.0033	0.0404	1.00 - 5.00
5DN-00185	50366	Pu-244	0.0033	0.0088	0.0033	0.0313	1.00 - 5.00
5DN-00185	50366	Sb-125	0.0218 U	0.0576	0.0179	0.354	1.00 - 5.00

Table A.2
Analytical Results Summary
Subarea 5D, Round 1

Sample Location	Sample ID	Analyte Name	Activity	MDC	TPU	RTL	Sample Depth (feet bgs)
5DN-00185	50366	Sn-126	0.002 U	0.0205	0.0061	0.0237	1.00 - 5.00
5DN-00185	50366	Sr-90	-0.0952 U	0.239	0.0603	0.485	1.00 - 5.00
5DN-00185	50366	Th-228	1.52	0.0781	0.138	3.98	1.00 - 5.00
5DN-00185	50366	Th-229	0.0251 U	0.18	0.051	0.145	1.00 - 5.00
5DN-00185	50366	Th-230	0.977	0.0461	0.097	2.2	1.00 - 5.00
5DN-00185	50366	Th-232	1.11	0.0673	0.106	3.1	1.00 - 5.00
5DN-00185	50366	Th-234	1.54 J	0.345	0.202	3.19	1.00 - 5.00
5DN-00185	50366	Tl-208	0.539	0.0208	0.0314	0.937	1.00 - 5.00
5DN-00185	50366	Tm-171	-15.7 U	20.4	7.98	72.4	1.00 - 5.00
5DN-00185	50366	U-233/234	0.731	0.0452	0.0785	2.02	1.00 - 5.00
5DN-00185	50366	U-235/236	0.0334	0.0151	0.0139	0.151	1.00 - 5.00
5DN-00185	50366	U-238	0.74	0.0287	0.0788	1.8	1.00 - 5.00
5DN-00186	50367	Ac-227	0.0008 U	0.195	0.0588	0.217	0.00 - 0.50
5DN-00186	50367	Am-241	-0.0128 U	0.0391	0.0074	0.0454	0.00 - 0.50
5DN-00186	50367	Bi-212	1.05	0.168	0.0906	2.15	0.00 - 0.50
5DN-00186	50367	Bi-214	0.833	0.0295	0.0422	1.59	0.00 - 0.50
5DN-00186	50367	Cd-113m	9.19 U	130	42.4	3030	0.00 - 0.50
5DN-00186	50367	Cm-243/244	-0.0085 U	0.0433	0.0096	0.0443	0.00 - 0.50
5DN-00186	50367	Co-60	0.0007 U	0.0187	0.0054	0.028	0.00 - 0.50
5DN-00186	50367	Cs-134	0.0018 U	0.0182	0.0061	0.0864	0.00 - 0.50
5DN-00186	50367	Cs-137	0.0465	0.0193	0.0092	0.207	0.00 - 0.50
5DN-00186	50367	Eu-152	-0.0453 UJ	0.0463	0.0187	0.0566	0.00 - 0.50
5DN-00186	50367	Eu-154	-0.0409 U	0.103	0.032	0.15	0.00 - 0.50
5DN-00186	50367	Eu-155	0.0986 JS	0.0749	0.0316	0.231	0.00 - 0.50
5DN-00186	50367	Ho-166m	0.0004 U	0.0266	0.0079	0.0432	0.00 - 0.50
5DN-00186	50367	K-40	20.7	0.13	1.16	32.4	0.00 - 0.50
5DN-00186	50367	Na-22	0.0018 U	0.0242	0.007	0.037	0.00 - 0.50
5DN-00186	50367	Nb-94	0.0089 J	0.0161	0.0051	0.0214	0.00 - 0.50
5DN-00186	50367	Np-236	-0.001 U	0.0357	0.0105	0.047	0.00 - 0.50
5DN-00186	50367	Np-239	-0.0288 UJ	0.127	0.0389	0.139	0.00 - 0.50
5DN-00186	50367	Pa-231	0.275 U	0.801	0.255	0.936	0.00 - 0.50
5DN-00186	50367	Pb-212	1.55	0.0385	0.0913	2.69	0.00 - 0.50
5DN-00186	50367	Pb-214	0.885	0.0339	0.044	1.7	0.00 - 0.50
5DN-00186	50367	Pu-238	0.0083	0.0161	0.0054	0.0415	0.00 - 0.50

Table A.2
Analytical Results Summary
Subarea 5D, Round 1

Sample Location	Sample ID	Analyte Name	Activity	MDC	TPU	RTL	Sample Depth (feet bgs)
5DN-00186	50367	Pu-239/240	0.0014 U	0.0198	0.0044	0.0404	0.00 - 0.50
5DN-00186	50367	Pu-244	0.005	0.0068	0.0036	0.0313	0.00 - 0.50
5DN-00186	50367	Sb-125	-0.0132 U	0.0499	0.015	0.354	0.00 - 0.50
5DN-00186	50367	Sn-126	0.0025 U	0.0171	0.0051	0.0237	0.00 - 0.50
5DN-00186	50367	Sr-90	-0.0041 U	0.198	0.0523	0.485	0.00 - 0.50
5DN-00186	50367	Th-228	1.68	0.1	0.153	3.98	0.00 - 0.50
5DN-00186	50367	Th-229	0.0608	0.0728	0.0264	0.145	0.00 - 0.50
5DN-00186	50367	Th-230	1.04	0.0726	0.104	2.2	0.00 - 0.50
5DN-00186	50367	Th-232	1.36	0.0495	0.123	3.1	0.00 - 0.50
5DN-00186	50367	Th-234	1.15 J	0.29	0.141	3.19	0.00 - 0.50
5DN-00186	50367	Tl-208	0.487	0.0199	0.0289	0.937	0.00 - 0.50
5DN-00186	50367	Tm-171	-7.38 U	14.8	5.54	72.4	0.00 - 0.50
5DN-00186	50367	U-233/234	0.652	0.0696	0.0806	2.02	0.00 - 0.50
5DN-00186	50367	U-235/236	0.0294	0.02	0.0149	0.151	0.00 - 0.50
5DN-00186	50367	U-238	0.929	0.0161	0.102	1.8	0.00 - 0.50
5DN-00186	50368	Ac-227	-0.0478 U	0.176	0.0555	0.217	1.00 - 5.00
5DN-00186	50368	Am-241	0.0019 U	0.0174	0.0043	0.0454	1.00 - 5.00
5DN-00186	50368	Bi-212	0.998	0.139	0.0918	2.15	1.00 - 5.00
5DN-00186	50368	Bi-214	0.892	0.0284	0.0425	1.59	1.00 - 5.00
5DN-00186	50368	Cd-113m	-63.5 U	114	38.7	3030	1.00 - 5.00
5DN-00186	50368	Cm-243/244	0.003 U	0.0207	0.0053	0.0443	1.00 - 5.00
5DN-00186	50368	Co-60	-0.0047 UJ	0.0174	0.0054	0.028	1.00 - 5.00
5DN-00186	50368	Cs-134	0.0003 U	0.0159	0.0054	0.0864	1.00 - 5.00
5DN-00186	50368	Cs-137	-0.0081 U	0.0165	0.0055	0.207	1.00 - 5.00
5DN-00186	50368	Eu-152	0.0057 U	0.0448	0.0134	0.0566	1.00 - 5.00
5DN-00186	50368	Eu-154	-0.064 U	0.0959	0.0332	0.15	1.00 - 5.00
5DN-00186	50368	Eu-155	0.107 SJ	0.0631	0.029	0.231	1.00 - 5.00
5DN-00186	50368	Ho-166m	-0.0071 U	0.0249	0.0078	0.0432	1.00 - 5.00
5DN-00186	50368	K-40	20	0.127	1.14	32.4	1.00 - 5.00
5DN-00186	50368	Na-22	-0.0042 U	0.0232	0.0071	0.037	1.00 - 5.00
5DN-00186	50368	Nb-94	0.0086 SJ	0.015	0.0048	0.0214	1.00 - 5.00
5DN-00186	50368	Np-236	-0.0227 UJ	0.0322	0.011	0.047	1.00 - 5.00
5DN-00186	50368	Np-239	-0.0119 U	0.116	0.0355	0.139	1.00 - 5.00
5DN-00186	50368	Pa-231	-0.466 U	0.716	0.252	0.936	1.00 - 5.00

Table A.2
Analytical Results Summary
Subarea 5D, Round 1

Sample Location	Sample ID	Analyte Name	Activity	MDC	TPU	RTL	Sample Depth (feet bgs)
5DN-00186	50368	Pb-212	1.55	0.0348	0.093	2.69	1.00 - 5.00
5DN-00186	50368	Pb-214	0.953	0.0313	0.0465	1.7	1.00 - 5.00
5DN-00186	50368	Pu-238	-0.0009 U	0.0162	0.0029	0.0415	1.00 - 5.00
5DN-00186	50368	Pu-239/240	0.0041	0.0055	0.0029	0.0404	1.00 - 5.00
5DN-00186	50368	Pu-244	0.0026 U	0.013	0.0032	0.0313	1.00 - 5.00
5DN-00186	50368	Sb-125	0.017 U	0.0464	0.0139	0.354	1.00 - 5.00
5DN-00186	50368	Sn-126	0.0029 U	0.0159	0.0048	0.0237	1.00 - 5.00
5DN-00186	50368	Sr-90	0.0295 U	0.255	0.0709	0.485	1.00 - 5.00
5DN-00186	50368	Th-228	1.63 J	0.15	0.167	3.98	1.00 - 5.00
5DN-00186	50368	Th-229	0.0564	0.101	0.0327	0.145	1.00 - 5.00
5DN-00186	50368	Th-230	0.778	0.0871	0.0971	2.2	1.00 - 5.00
5DN-00186	50368	Th-232	1.36	0.0688	0.136	3.1	1.00 - 5.00
5DN-00186	50368	Th-234	1.33 J	0.266	0.156	3.19	1.00 - 5.00
5DN-00186	50368	Tl-208	0.491	0.0186	0.0286	0.937	1.00 - 5.00
5DN-00186	50368	Tm-171	1.79 U	14.1	4.86	72.4	1.00 - 5.00
5DN-00186	50368	U-233/234	0.583	0.071	0.0776	2.02	1.00 - 5.00
5DN-00186	50368	U-235/236	0.0332	0.0808	0.0244	0.151	1.00 - 5.00
5DN-00186	50368	U-238	0.762	0.0176	0.0912	1.8	1.00 - 5.00
5DN-00187	50369	Ac-227	0.0196 U	0.203	0.0628	0.217	0.00 - 0.50
5DN-00187	50369	Am-241	0.0111	0.0269	0.0081	0.0454	0.00 - 0.50
5DN-00187	50369	Bi-212	1.04	0.156	0.0851	2.15	0.00 - 0.50
5DN-00187	50369	Bi-214	1.05	0.0319	0.0488	1.59	0.00 - 0.50
5DN-00187	50369	Cd-113m	-44 U	136	43.7	3030	0.00 - 0.50
5DN-00187	50369	Cm-243/244	0.0058 U	0.0275	0.0073	0.0443	0.00 - 0.50
5DN-00187	50369	Co-60	-0.008 U	0.0193	0.0061	0.028	0.00 - 0.50
5DN-00187	50369	Cs-134	-0.0029 U	0.0185	0.0063	0.0864	0.00 - 0.50
5DN-00187	50369	Cs-137	0.103	0.0173	0.009	0.207	0.00 - 0.50
5DN-00187	50369	Eu-152	0.0091 U	0.0515	0.0175	0.0566	0.00 - 0.50
5DN-00187	50369	Eu-154	-0.0125 U	0.103	0.0313	0.15	0.00 - 0.50
5DN-00187	50369	Eu-155	0.0651 JS	0.0774	0.0268	0.231	0.00 - 0.50
5DN-00187	50369	Ho-166m	-0.0144 U	0.0262	0.0086	0.0432	0.00 - 0.50
5DN-00187	50369	K-40	24.2	0.141	1.5	32.4	0.00 - 0.50
5DN-00187	50369	Na-22	-0.002 U	0.0264	0.0078	0.037	0.00 - 0.50
5DN-00187	50369	Nb-94	0.0047 U	0.0158	0.0047	0.0214	0.00 - 0.50

Table A.2
Analytical Results Summary
Subarea 5D, Round 1

Sample Location	Sample ID	Analyte Name	Activity	MDC	TPU	RTL	Sample Depth (feet bgs)
5DN-00187	50369	Np-236	-0.0284 UJ	0.0383	0.0138	0.047	0.00 - 0.50
5DN-00187	50369	Np-239	-0.0331 UJ	0.132	0.0417	0.139	0.00 - 0.50
5DN-00187	50369	Pa-231	0.0791 U	0.827	0.256	0.936	0.00 - 0.50
5DN-00187	50369	Pb-212	1.77	0.0403	0.117	2.69	0.00 - 0.50
5DN-00187	50369	Pb-214	1.14	0.0348	0.0575	1.7	0.00 - 0.50
5DN-00187	50369	Pu-238	-0.0015 U	0.0133	0.0026	0.0415	0.00 - 0.50
5DN-00187	50369	Pu-239/240	0.0006 U	0.0133	0.0026	0.0404	0.00 - 0.50
5DN-00187	50369	Pu-244	0.0021	0.0056	0.0021	0.0313	0.00 - 0.50
5DN-00187	50369	Sb-125	0.0057 U	0.0523	0.0156	0.354	0.00 - 0.50
5DN-00187	50369	Sn-126	0.0009 U	0.0172	0.005	0.0237	0.00 - 0.50
5DN-00187	50369	Sr-90	0.215	0.23	0.0785	0.485	0.00 - 0.50
5DN-00187	50369	Th-228	1.58	0.0623	0.147	3.98	0.00 - 0.50
5DN-00187	50369	Th-229	0.0275	0.0506	0.0169	0.145	0.00 - 0.50
5DN-00187	50369	Th-230	0.945	0.0186	0.0971	2.2	0.00 - 0.50
5DN-00187	50369	Th-232	1.28	0.0185	0.119	3.1	0.00 - 0.50
5DN-00187	50369	Th-234	1.25 J	0.393	0.329	3.19	0.00 - 0.50
5DN-00187	50369	Tl-208	0.535	0.0204	0.0305	0.937	0.00 - 0.50
5DN-00187	50369	Tm-171	-11.1 U	23.1	7.35	72.4	0.00 - 0.50
5DN-00187	50369	U-233/234	0.693	0.0752	0.0885	2.02	0.00 - 0.50
5DN-00187	50369	U-235/236	0.0692	0.0855	0.0313	0.151	0.00 - 0.50
5DN-00187	50369	U-238	0.683	0.0187	0.086	1.8	0.00 - 0.50
5DN-00187	50370	Ac-227	-0.11 U	0.227	0.0729	0.217	1.00 - 5.00
5DN-00187	50370	Am-241	0.0006 U	0.0143	0.0028	0.0454	1.00 - 5.00
5DN-00187	50370	Bi-212	1.08	0.184	0.0994	2.15	1.00 - 5.00
5DN-00187	50370	Bi-214	1.08	0.0336	0.053	1.59	1.00 - 5.00
5DN-00187	50370	Cd-113m	-60.7 U	151	49	3030	1.00 - 5.00
5DN-00187	50370	Cm-243/244	0.0019 U	0.0207	0.0049	0.0443	1.00 - 5.00
5DN-00187	50370	Co-60	0.0018 U	0.022	0.0063	0.028	1.00 - 5.00
5DN-00187	50370	Cs-134	0.0106 JS	0.0201	0.0069	0.0864	1.00 - 5.00
5DN-00187	50370	Cs-137	-0.0165 UJ	0.0194	0.0071	0.207	1.00 - 5.00
5DN-00187	50370	Eu-152	-0.0117 U	0.0552	0.0192	0.0566	1.00 - 5.00
5DN-00187	50370	Eu-154	-0.058 U	0.118	0.0392	0.15	1.00 - 5.00
5DN-00187	50370	Eu-155	0.0883 JS	0.0838	0.0314	0.231	1.00 - 5.00
5DN-00187	50370	Ho-166m	-0.0154 U	0.0295	0.0097	0.0432	1.00 - 5.00

Table A.2
Analytical Results Summary
Subarea 5D, Round 1

Sample Location	Sample ID	Analyte Name	Activity	MDC	TPU	RTL	Sample Depth (feet bgs)
5DN-00187	50370	K-40	23.4	0.161	1.37	32.4	1.00 - 5.00
5DN-00187	50370	Na-22	-0.0072 U	0.0282	0.0085	0.037	1.00 - 5.00
5DN-00187	50370	Nb-94	0.0018 U	0.0179	0.0052	0.0214	1.00 - 5.00
5DN-00187	50370	Np-236	-0.0005 U	0.0429	0.0131	0.047	1.00 - 5.00
5DN-00187	50370	Np-239	0.0569 U	0.154	0.0466	0.139	1.00 - 5.00
5DN-00187	50370	Pa-231	-0.482 U	0.925	0.302	0.936	1.00 - 5.00
5DN-00187	50370	Pb-212	1.85	0.0468	0.124	2.69	1.00 - 5.00
5DN-00187	50370	Pb-214	1.26	0.04	0.0628	1.7	1.00 - 5.00
5DN-00187	50370	Pu-238	0.003 U	0.0148	0.0037	0.0415	1.00 - 5.00
5DN-00187	50370	Pu-239/240	0.0082	0.0182	0.0057	0.0404	1.00 - 5.00
5DN-00187	50370	Pu-244	0.0062 U	0.0269	0.0073	0.0313	1.00 - 5.00
5DN-00187	50370	Sb-125	0.0052 U	0.0572	0.0172	0.354	1.00 - 5.00
5DN-00187	50370	Sn-126	-0.0004 U	0.0197	0.0058	0.0237	1.00 - 5.00
5DN-00187	50370	Sr-90	-0.0239 U	0.321	0.0875	0.485	1.00 - 5.00
5DN-00187	50370	Th-228	1.63	0.115	0.151	3.98	1.00 - 5.00
5DN-00187	50370	Th-229	0.0067 U	0.0722	0.0177	0.145	1.00 - 5.00
5DN-00187	50370	Th-230	0.943	0.0181	0.0963	2.2	1.00 - 5.00
5DN-00187	50370	Th-232	1.28	0.0181	0.118	3.1	1.00 - 5.00
5DN-00187	50370	Th-234	1.44 J	0.35	0.19	3.19	1.00 - 5.00
5DN-00187	50370	Tl-208	0.54	0.0218	0.0326	0.937	1.00 - 5.00
5DN-00187	50370	Tm-171	-12.8 U	21.3	7.94	72.4	1.00 - 5.00
5DN-00187	50370	U-233/234	0.859	0.0707	0.106	2.02	1.00 - 5.00
5DN-00187	50370	U-235/236	0.0483	0.0262	0.0219	0.151	1.00 - 5.00
5DN-00187	50370	U-238	0.809	0.0616	0.102	1.8	1.00 - 5.00
5DN-00188	50371	Ac-227	0.0135 U	0.192	0.0581	0.217	0.00 - 0.50
5DN-00188	50371	Am-241	0.0044	0.0122	0.0036	0.0454	0.00 - 0.50
5DN-00188	50371	Bi-212	1.1	0.159	0.0936	2.15	0.00 - 0.50
5DN-00188	50371	Bi-214	0.951	0.0292	0.0457	1.59	0.00 - 0.50
5DN-00188	50371	Cd-113m	-47.4 U	125	45.6	3030	0.00 - 0.50
5DN-00188	50371	Cm-243/244	0.0006 U	0.0125	0.0024	0.0443	0.00 - 0.50
5DN-00188	50371	Co-60	0.0006 U	0.0181	0.0053	0.028	0.00 - 0.50
5DN-00188	50371	Cs-134	0 U	0.0175	0.006	0.0864	0.00 - 0.50
5DN-00188	50371	Cs-137	0.0561	0.018	0.0073	0.207	0.00 - 0.50
5DN-00188	50371	Eu-152	0.0119 U	0.0488	0.0151	0.0566	0.00 - 0.50

Table A.2
Analytical Results Summary
Subarea 5D, Round 1

Sample Location	Sample ID	Analyte Name	Activity	MDC	TPU	RTL	Sample Depth (feet bgs)
5DN-00188	50371	Eu-154	-0.0461 U	0.0979	0.0314	0.15	0.00 - 0.50
5DN-00188	50371	Eu-155	0.0605 JS	0.0689	0.0242	0.231	0.00 - 0.50
5DN-00188	50371	Ho-166m	-0.0003 U	0.0262	0.0079	0.0432	0.00 - 0.50
5DN-00188	50371	K-40	22.4	0.132	1.34	32.4	0.00 - 0.50
5DN-00188	50371	Na-22	-0.0026 U	0.0235	0.007	0.037	0.00 - 0.50
5DN-00188	50371	Nb-94	0.0049 U	0.0156	0.0048	0.0214	0.00 - 0.50
5DN-00188	50371	Np-236	-0.0156 U	0.0349	0.0113	0.047	0.00 - 0.50
5DN-00188	50371	Np-239	-0.0078 U	0.127	0.0383	0.139	0.00 - 0.50
5DN-00188	50371	Pa-231	-0.592 UJ	0.756	0.275	0.936	0.00 - 0.50
5DN-00188	50371	Pb-212	1.8	0.0387	0.11	2.69	0.00 - 0.50
5DN-00188	50371	Pb-214	1.07	0.0331	0.0527	1.7	0.00 - 0.50
5DN-00188	50371	Pu-238	0.0011 U	0.0161	0.0036	0.0415	0.00 - 0.50
5DN-00188	50371	Pu-239/240	0.0078	0.0184	0.0056	0.0404	0.00 - 0.50
5DN-00188	50371	Pu-244	0.0067	0.013	0.0043	0.0313	0.00 - 0.50
5DN-00188	50371	Sb-125	0.0009 U	0.0484	0.0141	0.354	0.00 - 0.50
5DN-00188	50371	Sn-126	-0.0049 U	0.0168	0.0052	0.0237	0.00 - 0.50
5DN-00188	50371	Sr-90	-0.0242 U	0.21	0.0544	0.485	0.00 - 0.50
5DN-00188	50371	Th-228	1.4	0.115	0.14	3.98	0.00 - 0.50
5DN-00188	50371	Th-229	0 U	0.0647	0.0139	0.145	0.00 - 0.50
5DN-00188	50371	Th-230	0.841	0.0645	0.092	2.2	0.00 - 0.50
5DN-00188	50371	Th-232	1.04	0.0188	0.104	3.1	0.00 - 0.50
5DN-00188	50371	Th-234	1.31 J	0.27	0.139	3.19	0.00 - 0.50
5DN-00188	50371	Tl-208	0.568	0.0203	0.0316	0.937	0.00 - 0.50
5DN-00188	50371	Tm-171	-13.1 UJ	13.2	5.67	72.4	0.00 - 0.50
5DN-00188	50371	U-233/234	0.698	0.046	0.0745	2.02	0.00 - 0.50
5DN-00188	50371	U-235/236	0.0261	0.0142	0.0118	0.151	0.00 - 0.50
5DN-00188	50371	U-238	0.784	0.0333	0.0806	1.8	0.00 - 0.50
5DN-00188	50372	Ac-227	-0.073 U	0.21	0.0677	0.217	1.00 - 5.00
5DN-00188	50372	Am-241	0.0055	0.0154	0.0045	0.0454	1.00 - 5.00
5DN-00188	50372	Bi-212	1.29	0.188	0.114	2.15	1.00 - 5.00
5DN-00188	50372	Bi-214	1.06	0.0407	0.0533	1.59	1.00 - 5.00
5DN-00188	50372	Cd-113m	-51.1 U	140	45.3	3030	1.00 - 5.00
5DN-00188	50372	Cm-243/244	0.008	0.0156	0.0052	0.0443	1.00 - 5.00
5DN-00188	50372	Co-60	-0.0082 U	0.0234	0.0072	0.028	1.00 - 5.00

Table A.2
Analytical Results Summary
Subarea 5D, Round 1

Sample Location	Sample ID	Analyte Name	Activity	MDC	TPU	RTL	Sample Depth (feet bgs)
5DN-00188	50372	Cs-134	0.0059 U	0.0224	0.0077	0.0864	1.00 - 5.00
5DN-00188	50372	Cs-137	0.0073 UJ	0.0223	0.0077	0.207	1.00 - 5.00
5DN-00188	50372	Eu-152	-0.033 U	0.0527	0.0188	0.0566	1.00 - 5.00
5DN-00188	50372	Eu-154	-0.0676 U	0.131	0.0431	0.15	1.00 - 5.00
5DN-00188	50372	Eu-155	0.0775 JS	0.0654	0.0262	0.231	1.00 - 5.00
5DN-00188	50372	Ho-166m	-0.0036 U	0.0358	0.0104	0.0432	1.00 - 5.00
5DN-00188	50372	K-40	20.6	0.198	1.14	32.4	1.00 - 5.00
5DN-00188	50372	Na-22	-0.0048 U	0.0308	0.009	0.037	1.00 - 5.00
5DN-00188	50372	Nb-94	0.0037 U	0.0215	0.0062	0.0214	1.00 - 5.00
5DN-00188	50372	Np-236	-0.0106 U	0.0333	0.0102	0.047	1.00 - 5.00
5DN-00188	50372	Np-239	0.0707 J	0.138	0.0445	0.139	1.00 - 5.00
5DN-00188	50372	Pa-231	-0.133 U	0.842	0.264	0.936	1.00 - 5.00
5DN-00188	50372	Pb-212	1.73	0.0387	0.0977	2.69	1.00 - 5.00
5DN-00188	50372	Pb-214	1.13	0.0387	0.0548	1.7	1.00 - 5.00
5DN-00188	50372	Pu-238	-0.0189 UJ	0.0656	0.0125	0.0415	1.00 - 5.00
5DN-00188	50372	Pu-239/240	0.0028 UJ	0.0395	0.0087	0.0404	1.00 - 5.00
5DN-00188	50372	Pu-244	0.0014 UJ	0.0319	0.0062	0.0313	1.00 - 5.00
5DN-00188	50372	Sb-125	0.0118 U	0.0561	0.0165	0.354	1.00 - 5.00
5DN-00188	50372	Sn-126	-0.0046 U	0.0225	0.0066	0.0237	1.00 - 5.00
5DN-00188	50372	Sr-90	0.0186 U	0.163	0.0451	0.485	1.00 - 5.00
5DN-00188	50372	Th-228	1.44 J	0.186	0.158	3.98	1.00 - 5.00
5DN-00188	50372	Th-229	0.0267	0.0656	0.02	0.145	1.00 - 5.00
5DN-00188	50372	Th-230	0.933	0.0826	0.109	2.2	1.00 - 5.00
5DN-00188	50372	Th-232	1.34	0.024	0.137	3.1	1.00 - 5.00
5DN-00188	50372	Th-234	1.55	0.234	0.138	3.19	1.00 - 5.00
5DN-00188	50372	Tl-208	0.576	0.0242	0.0343	0.937	1.00 - 5.00
5DN-00188	50372	Tm-171	1.2 U	8.51	2.72	72.4	1.00 - 5.00
5DN-00188	50372	U-233/234	0.794	0.0176	0.0933	2.02	1.00 - 5.00
5DN-00188	50372	U-235/236	0.0344	0.0513	0.0191	0.151	1.00 - 5.00
5DN-00188	50372	U-238	0.86	0.0176	0.0987	1.8	1.00 - 5.00
5DN-00189	50373	Ac-227	-0.0088 U	0.171	0.053	0.217	0.00 - 0.50
5DN-00189	50373	Am-241	0.0061	0.0055	0.0035	0.0454	0.00 - 0.50
5DN-00189	50373	Bi-212	1.02	0.137	0.0828	2.15	0.00 - 0.50
5DN-00189	50373	Bi-214	1.04	0.026	0.0463	1.59	0.00 - 0.50

Table A.2
Analytical Results Summary
Subarea 5D, Round 1

Sample Location	Sample ID	Analyte Name	Activity	MDC	TPU	RTL	Sample Depth (feet bgs)
5DN-00189	50373	Cd-113m	-10.2 U	115	37.2	3030	0.00 - 0.50
5DN-00189	50373	Cm-243/244	0.0038 U	0.0189	0.0049	0.0443	0.00 - 0.50
5DN-00189	50373	Co-60	-0.0057 U	0.0164	0.0051	0.028	0.00 - 0.50
5DN-00189	50373	Cs-134	0.0124 JS	0.0157	0.0059	0.0864	0.00 - 0.50
5DN-00189	50373	Cs-137	0.0815	0.014	0.007	0.207	0.00 - 0.50
5DN-00189	50373	Eu-152	-0.0038 U	0.0418	0.0152	0.0566	0.00 - 0.50
5DN-00189	50373	Eu-154	-0.0177 U	0.0879	0.0271	0.15	0.00 - 0.50
5DN-00189	50373	Eu-155	0.141 JS	0.0658	0.0283	0.231	0.00 - 0.50
5DN-00189	50373	Ho-166m	0.0004 U	0.0226	0.0067	0.0432	0.00 - 0.50
5DN-00189	50373	K-40	23.1	0.113	1.43	32.4	0.00 - 0.50
5DN-00189	50373	Na-22	-0.0125 U	0.0206	0.0069	0.037	0.00 - 0.50
5DN-00189	50373	Nb-94	0.0029 U	0.0133	0.004	0.0214	0.00 - 0.50
5DN-00189	50373	Np-236	0.0153 U	0.033	0.0111	0.047	0.00 - 0.50
5DN-00189	50373	Np-239	-0.0193 U	0.113	0.0351	0.139	0.00 - 0.50
5DN-00189	50373	Pa-231	-0.284 U	0.685	0.234	0.936	0.00 - 0.50
5DN-00189	50373	Pb-212	1.79	0.0341	0.117	2.69	0.00 - 0.50
5DN-00189	50373	Pb-214	1.15	0.0292	0.0569	1.7	0.00 - 0.50
5DN-00189	50373	Pu-238	0.0028 U	0.0141	0.0035	0.0415	0.00 - 0.50
5DN-00189	50373	Pu-239/240	0.0166	0.0173	0.007	0.0404	0.00 - 0.50
5DN-00189	50373	Pu-244	0.0034 U	0.0173	0.0044	0.0313	0.00 - 0.50
5DN-00189	50373	Sb-125	-0.0093 U	0.0437	0.0134	0.354	0.00 - 0.50
5DN-00189	50373	Sn-126	0.0026 U	0.0148	0.0044	0.0237	0.00 - 0.50
5DN-00189	50373	Sr-90	0.039 U	0.183	0.0518	0.485	0.00 - 0.50
5DN-00189	50373	Th-228	1.34	0.0964	0.137	3.98	0.00 - 0.50
5DN-00189	50373	Th-229	0 U	0.0526	0.0101	0.145	0.00 - 0.50
5DN-00189	50373	Th-230	0.677	0.0662	0.0814	2.2	0.00 - 0.50
5DN-00189	50373	Th-232	0.895	0.0193	0.0957	3.1	0.00 - 0.50
5DN-00189	50373	Th-234	1.44 J	0.274	0.151	3.19	0.00 - 0.50
5DN-00189	50373	Tl-208	0.553	0.0167	0.0306	0.937	0.00 - 0.50
5DN-00189	50373	Tm-171	1.13 U	19.7	6.55	72.4	0.00 - 0.50
5DN-00189	50373	U-233/234	0.814	0.0265	0.0823	2.02	0.00 - 0.50
5DN-00189	50373	U-235/236	0.0667	0.0139	0.0191	0.151	0.00 - 0.50
5DN-00189	50373	U-238	0.715	0.0265	0.0748	1.8	0.00 - 0.50
5DN-00189	50374	Ac-227	-0.0289 U	0.223	0.0688	0.217	1.00 - 5.00

Table A.2
Analytical Results Summary
Subarea 5D, Round 1

Sample Location	Sample ID	Analyte Name	Activity	MDC	TPU	RTL	Sample Depth (feet bgs)
5DN-00189	50374	Am-241	0.0379	0.0214	0.0121	0.0454	1.00 - 5.00
5DN-00189	50374	Bi-212	1.18	0.156	0.108	2.15	1.00 - 5.00
5DN-00189	50374	Bi-214	1.03	0.0328	0.0485	1.59	1.00 - 5.00
5DN-00189	50374	Cd-113m	-39.8 U	146	50	3030	1.00 - 5.00
5DN-00189	50374	Cm-243/244	0.0023 U	0.0398	0.0097	0.0443	1.00 - 5.00
5DN-00189	50374	Co-60	-0.0061 U	0.0192	0.006	0.028	1.00 - 5.00
5DN-00189	50374	Cs-134	0.0015 U	0.0174	0.0059	0.0864	1.00 - 5.00
5DN-00189	50374	Cs-137	0.0499	0.0209	0.0094	0.207	1.00 - 5.00
5DN-00189	50374	Eu-152	0.0003 U	0.0542	0.0192	0.0566	1.00 - 5.00
5DN-00189	50374	Eu-154	-0.0214 U	0.108	0.0323	0.15	1.00 - 5.00
5DN-00189	50374	Eu-155	0.0563 JS	0.0851	0.0284	0.231	1.00 - 5.00
5DN-00189	50374	Ho-166m	-0.0159 U	0.0273	0.0093	0.0432	1.00 - 5.00
5DN-00189	50374	K-40	23.5	0.143	1.43	32.4	1.00 - 5.00
5DN-00189	50374	Na-22	-0.0076 U	0.0244	0.0075	0.037	1.00 - 5.00
5DN-00189	50374	Nb-94	0.0041 U	0.0168	0.0051	0.0214	1.00 - 5.00
5DN-00189	50374	Np-236	-0.0025 U	0.0422	0.0126	0.047	1.00 - 5.00
5DN-00189	50374	Np-239	0.021 U	0.149	0.0456	0.139	1.00 - 5.00
5DN-00189	50374	Pa-231	-0.256 U	0.916	0.301	0.936	1.00 - 5.00
5DN-00189	50374	Pb-212	1.73	0.0428	0.107	2.69	1.00 - 5.00
5DN-00189	50374	Pb-214	1.14	0.038	0.0543	1.7	1.00 - 5.00
5DN-00189	50374	Pu-238	0.0055	0.0154	0.0046	0.0415	1.00 - 5.00
5DN-00189	50374	Pu-239/240	0.0055	0.0154	0.0045	0.0404	1.00 - 5.00
5DN-00189	50374	Pu-244	0.0062 U	0.0191	0.0054	0.0313	1.00 - 5.00
5DN-00189	50374	Sb-125	0.0177 U	0.055	0.0165	0.354	1.00 - 5.00
5DN-00189	50374	Sn-126	-0.0021 U	0.0183	0.0055	0.0237	1.00 - 5.00
5DN-00189	50374	Sr-90	0.054 U	0.321	0.0926	0.485	1.00 - 5.00
5DN-00189	50374	Th-228	1.52	0.0744	0.142	3.98	1.00 - 5.00
5DN-00189	50374	Th-229	0.0069 U	0.0746	0.0183	0.145	1.00 - 5.00
5DN-00189	50374	Th-230	1.02	0.0907	0.105	2.2	1.00 - 5.00
5DN-00189	50374	Th-232	1.35	0.0187	0.124	3.1	1.00 - 5.00
5DN-00189	50374	Th-234	1.71 J	0.339	0.188	3.19	1.00 - 5.00
5DN-00189	50374	Tl-208	0.557	0.0193	0.0315	0.937	1.00 - 5.00
5DN-00189	50374	Tm-171	-13.6 U	18.3	7.04	72.4	1.00 - 5.00
5DN-00189	50374	U-233/234	0.795	0.0485	0.0922	2.02	1.00 - 5.00

Table A.2
Analytical Results Summary
Subarea 5D, Round 1

Sample Location	Sample ID	Analyte Name	Activity	MDC	TPU	RTL	Sample Depth (feet bgs)
5DN-00189	50374	U-235/236	0.0629	0.0484	0.0239	0.151	1.00 - 5.00
5DN-00189	50374	U-238	0.679	0.0485	0.0827	1.8	1.00 - 5.00
5DN-00190	50375	Ac-227	0.0112 U	0.196	0.058	0.217	0.00 - 0.50
5DN-00190	50375	Am-241	-0.0009 U	0.0158	0.0029	0.0454	0.00 - 0.50
5DN-00190	50375	Bi-212	1.11	0.156	0.0883	2.15	0.00 - 0.50
5DN-00190	50375	Bi-214	0.863	0.0288	0.0422	1.59	0.00 - 0.50
5DN-00190	50375	Cd-113m	8.35 U	132	40.6	3030	0.00 - 0.50
5DN-00190	50375	Cm-243/244	-0.0056 U	0.0267	0.0055	0.0443	0.00 - 0.50
5DN-00190	50375	Co-60	-0.0029 UJ	0.0188	0.0057	0.028	0.00 - 0.50
5DN-00190	50375	Cs-134	0.0022 UJ	0.0185	0.0061	0.0864	0.00 - 0.50
5DN-00190	50375	Cs-137	0.0565	0.0183	0.0075	0.207	0.00 - 0.50
5DN-00190	50375	Eu-152	0.0078 U	0.0483	0.0156	0.0566	0.00 - 0.50
5DN-00190	50375	Eu-154	0.0248 U	0.107	0.036	0.15	0.00 - 0.50
5DN-00190	50375	Eu-155	0.0357 U	0.074	0.0243	0.231	0.00 - 0.50
5DN-00190	50375	Ho-166m	0.0086 U	0.0276	0.0081	0.0432	0.00 - 0.50
5DN-00190	50375	K-40	22.2	0.128	1.28	32.4	0.00 - 0.50
5DN-00190	50375	Na-22	0.0058 U	0.0252	0.0075	0.037	0.00 - 0.50
5DN-00190	50375	Nb-94	0.0023 U	0.0156	0.0045	0.0214	0.00 - 0.50
5DN-00190	50375	Np-236	-0.014 U	0.0359	0.0111	0.047	0.00 - 0.50
5DN-00190	50375	Np-239	-0.0218 U	0.13	0.0391	0.139	0.00 - 0.50
5DN-00190	50375	Pa-231	-0.316 U	0.772	0.254	0.936	0.00 - 0.50
5DN-00190	50375	Pb-212	1.72	0.0393	0.109	2.69	0.00 - 0.50
5DN-00190	50375	Pb-214	0.985	0.0327	0.0503	1.7	0.00 - 0.50
5DN-00190	50375	Pu-238	-0.0025 U	0.0192	0.0034	0.0415	0.00 - 0.50
5DN-00190	50375	Pu-239/240	0.0112	0.0135	0.0054	0.0404	0.00 - 0.50
5DN-00190	50375	Pu-244	0.0069	0.0135	0.0045	0.0313	0.00 - 0.50
5DN-00190	50375	Sb-125	0.0314 JS	0.0501	0.0163	0.354	0.00 - 0.50
5DN-00190	50375	Sn-126	-0.0049 U	0.0167	0.0051	0.0237	0.00 - 0.50
5DN-00190	50375	Sr-90	-0.0446 U	0.348	0.0956	0.485	0.00 - 0.50
5DN-00190	50375	Th-228	1.31	0.0909	0.131	3.98	0.00 - 0.50
5DN-00190	50375	Th-229	0 U	0.0724	0.0165	0.145	0.00 - 0.50
5DN-00190	50375	Th-230	0.986	0.0182	0.0991	2.2	0.00 - 0.50
5DN-00190	50375	Th-232	1.17	0.0181	0.111	3.1	0.00 - 0.50
5DN-00190	50375	Th-234	1.39 J	0.279	0.145	3.19	0.00 - 0.50

Table A.2
Analytical Results Summary
Subarea 5D, Round 1

Sample Location	Sample ID	Analyte Name	Activity	MDC	TPU	RTL	Sample Depth (feet bgs)
5DN-00190	50375	Tl-208	0.541	0.0201	0.0319	0.937	0.00 - 0.50
5DN-00190	50375	Tm-171	-7.3 U	14.7	5.46	72.4	0.00 - 0.50
5DN-00190	50375	U-233/234	0.722	0.0737	0.0881	2.02	0.00 - 0.50
5DN-00190	50375	U-235/236	0.078	0.0211	0.0253	0.151	0.00 - 0.50
5DN-00190	50375	U-238	0.839	0.0171	0.096	1.8	0.00 - 0.50
5DN-00190	50376	Ac-227	-0.0335 U	0.209	0.0638	0.217	1.00 - 5.00
5DN-00190	50376	Am-241	0.0065	0.0125	0.0042	0.0454	1.00 - 5.00
5DN-00190	50376	Bi-212	1.16	0.161	0.107	2.15	1.00 - 5.00
5DN-00190	50376	Bi-214	1.03	0.0324	0.0498	1.59	1.00 - 5.00
5DN-00190	50376	Cd-113m	20 U	137	47.3	3030	1.00 - 5.00
5DN-00190	50376	Cm-243/244	0.0028 U	0.0219	0.0055	0.0443	1.00 - 5.00
5DN-00190	50376	Co-60	0.0006 U	0.02	0.0058	0.028	1.00 - 5.00
5DN-00190	50376	Cs-134	0.0052 U	0.019	0.0065	0.0864	1.00 - 5.00
5DN-00190	50376	Cs-137	-0.0197 UJ	0.0183	0.0074	0.207	1.00 - 5.00
5DN-00190	50376	Eu-152	0.008 U	0.0515	0.0193	0.0566	1.00 - 5.00
5DN-00190	50376	Eu-154	-0.018 U	0.11	0.0325	0.15	1.00 - 5.00
5DN-00190	50376	Eu-155	0.0634 SJ	0.0772	0.0268	0.231	1.00 - 5.00
5DN-00190	50376	Ho-166m	-0.0034 U	0.0291	0.0088	0.0432	1.00 - 5.00
5DN-00190	50376	K-40	20.4	0.131	1.15	32.4	1.00 - 5.00
5DN-00190	50376	Na-22	-0.0027 U	0.0257	0.0076	0.037	1.00 - 5.00
5DN-00190	50376	Nb-94	0.0095 SJ	0.017	0.0054	0.0214	1.00 - 5.00
5DN-00190	50376	Np-236	-0.0159 U	0.038	0.0119	0.047	1.00 - 5.00
5DN-00190	50376	Np-239	-0.0494 U	0.134	0.0424	0.139	1.00 - 5.00
5DN-00190	50376	Pa-231	-0.196 U	0.831	0.279	0.936	1.00 - 5.00
5DN-00190	50376	Pb-212	1.73	0.04	0.102	2.69	1.00 - 5.00
5DN-00190	50376	Pb-214	1.14	0.0358	0.0548	1.7	1.00 - 5.00
5DN-00190	50376	Pu-238	0.0006 U	0.0127	0.0025	0.0415	1.00 - 5.00
5DN-00190	50376	Pu-239/240	0.0037 U	0.018	0.0047	0.0404	1.00 - 5.00
5DN-00190	50376	Pu-244	0.004	0.0054	0.0028	0.0313	1.00 - 5.00
5DN-00190	50376	Sb-125	0.0186 U	0.0538	0.016	0.354	1.00 - 5.00
5DN-00190	50376	Sn-126	-0.0031 U	0.0178	0.0054	0.0237	1.00 - 5.00
5DN-00190	50376	Sr-90	0.0309 U	0.482	0.138	0.485	1.00 - 5.00
5DN-00190	50376	Th-228	1.6 L	0.106	0.153	3.98	1.00 - 5.00
5DN-00190	50376	Th-229	0.0584 L	0.0678	0.0255	0.145	1.00 - 5.00

Table A.2
Analytical Results Summary
Subarea 5D, Round 1

Sample Location	Sample ID	Analyte Name	Activity	MDC	TPU	RTL	Sample Depth (feet bgs)
5DN-00190	50376	Th-230	1.03 L	0.116	0.11	2.2	1.00 - 5.00
5DN-00190	50376	Th-232	1.33 L	0.0534	0.125	3.1	1.00 - 5.00
5DN-00190	50376	Th-234	1.69	0.292	0.166	3.19	1.00 - 5.00
5DN-00190	50376	Tl-208	0.53	0.0213	0.0312	0.937	1.00 - 5.00
5DN-00190	50376	Tm-171	-3.54 U	15.3	5.45	72.4	1.00 - 5.00
5DN-00190	50376	U-233/234	0.711	0.044	0.0745	2.02	1.00 - 5.00
5DN-00190	50376	U-235/236	0.0691	0.0452	0.0215	0.151	1.00 - 5.00
5DN-00190	50376	U-238	0.874	0.0318	0.0864	1.8	1.00 - 5.00
5DN-00191	50377	Ac-227	-0.0109 U	0.221	0.0678	0.217	0.00 - 0.50
5DN-00191	50377	Am-241	0.0044 U	0.0201	0.0054	0.0454	0.00 - 0.50
5DN-00191	50377	Bi-212	0.973 J	0.166	0.098	2.15	0.00 - 0.50
5DN-00191	50377	Bi-214	1.03	0.0311	0.0485	1.59	0.00 - 0.50
5DN-00191	50377	Cd-113m	-47.7 U	146	48.2	3030	0.00 - 0.50
5DN-00191	50377	Cm-243/244	0.0083 U	0.0206	0.0062	0.0443	0.00 - 0.50
5DN-00191	50377	Co-60	-0.0076 U	0.019	0.006	0.028	0.00 - 0.50
5DN-00191	50377	Cs-134	0.0082 U	0.0191	0.0067	0.0864	0.00 - 0.50
5DN-00191	50377	Cs-137	0.0443	0.0198	0.0076	0.207	0.00 - 0.50
5DN-00191	50377	Eu-152	-0.0034 U	0.0547	0.021	0.0566	0.00 - 0.50
5DN-00191	50377	Eu-154	-0.0227 U	0.105	0.0363	0.15	0.00 - 0.50
5DN-00191	50377	Eu-155	0.0934 JS	0.0818	0.0307	0.231	0.00 - 0.50
5DN-00191	50377	Ho-166m	0.0037 U	0.028	0.0084	0.0432	0.00 - 0.50
5DN-00191	50377	K-40	23.6	0.151	1.43	32.4	0.00 - 0.50
5DN-00191	50377	Na-22	-0.0121 U	0.024	0.0079	0.037	0.00 - 0.50
5DN-00191	50377	Nb-94	0.0029 U	0.0165	0.005	0.0214	0.00 - 0.50
5DN-00191	50377	Np-236	0.0049 U	0.0415	0.0134	0.047	0.00 - 0.50
5DN-00191	50377	Np-239	0.0274 U	0.146	0.0449	0.139	0.00 - 0.50
5DN-00191	50377	Pa-231	-0.141 U	0.884	0.285	0.936	0.00 - 0.50
5DN-00191	50377	Pb-212	1.78	0.045	0.11	2.69	0.00 - 0.50
5DN-00191	50377	Pb-214	1.21	0.0368	0.058	1.7	0.00 - 0.50
5DN-00191	50377	Pu-238	0.0073 U	0.0223	0.0064	0.0415	0.00 - 0.50
5DN-00191	50377	Pu-239/240	0.0088 U	0.0283	0.008	0.0404	0.00 - 0.50
5DN-00191	50377	Pu-244	-0.002 U	0.0179	0.0035	0.0313	0.00 - 0.50
5DN-00191	50377	Sb-125	-0.0129 U	0.055	0.0166	0.354	0.00 - 0.50
5DN-00191	50377	Sn-126	-0.0034 U	0.0178	0.0054	0.0237	0.00 - 0.50

Table A.2
Analytical Results Summary
Subarea 5D, Round 1

Sample Location	Sample ID	Analyte Name	Activity	MDC	TPU	RTL	Sample Depth (feet bgs)
5DN-00191	50377	Sr-90	-0.0081 U	0.285	0.0786	0.485	0.00 - 0.50
5DN-00191	50377	Th-228	1.13	0.165	0.131	3.98	0.00 - 0.50
5DN-00191	50377	Th-229	-0.0075 U	0.0701	0.0131	0.145	0.00 - 0.50
5DN-00191	50377	Th-230	0.775	0.0554	0.09	2.2	0.00 - 0.50
5DN-00191	50377	Th-232	0.975	0.0552	0.104	3.1	0.00 - 0.50
5DN-00191	50377	Th-234	1.43 J	0.334	0.165	3.19	0.00 - 0.50
5DN-00191	50377	Tl-208	0.489	0.0226	0.0285	0.937	0.00 - 0.50
5DN-00191	50377	Tm-171	-11.7 U	19.6	7.22	72.4	0.00 - 0.50
5DN-00191	50377	U-233/234	0.821	0.0363	0.0822	2.02	0.00 - 0.50
5DN-00191	50377	U-235/236	0.0347	0.0134	0.0134	0.151	0.00 - 0.50
5DN-00191	50377	U-238	0.813	0.0317	0.0815	1.8	0.00 - 0.50
5DN-00191	50378	Ac-227	-0.0114 U	0.195	0.0581	0.217	1.00 - 5.00
5DN-00191	50378	Am-241	0.006	0.0054	0.0035	0.0454	1.00 - 5.00
5DN-00191	50378	Bi-212	1.02	0.155	0.0891	2.15	1.00 - 5.00
5DN-00191	50378	Bi-214	1.04	0.0287	0.0494	1.59	1.00 - 5.00
5DN-00191	50378	Cd-113m	-9.8 U	127	40.9	3030	1.00 - 5.00
5DN-00191	50378	Cm-243/244	-0.0009 U	0.016	0.0029	0.0443	1.00 - 5.00
5DN-00191	50378	Co-60	-0.0065 U	0.0187	0.006	0.028	1.00 - 5.00
5DN-00191	50378	Cs-134	-0.0023 U	0.0167	0.0056	0.0864	1.00 - 5.00
5DN-00191	50378	Cs-137	0.0018 U	0.0174	0.0058	0.207	1.00 - 5.00
5DN-00191	50378	Eu-152	-0.0109 U	0.0467	0.0164	0.0566	1.00 - 5.00
5DN-00191	50378	Eu-154	-0.0754 UJ	0.0979	0.0354	0.15	1.00 - 5.00
5DN-00191	50378	Eu-155	0.0778 SJ	0.071	0.0313	0.231	1.00 - 5.00
5DN-00191	50378	Ho-166m	-0.0001 U	0.0258	0.0075	0.0432	1.00 - 5.00
5DN-00191	50378	K-40	21	0.124	1.2	32.4	1.00 - 5.00
5DN-00191	50378	Na-22	-0.0167 UJ	0.0221	0.0081	0.037	1.00 - 5.00
5DN-00191	50378	Nb-94	0.0032 U	0.015	0.0044	0.0214	1.00 - 5.00
5DN-00191	50378	Np-236	-0.0089 U	0.0362	0.0111	0.047	1.00 - 5.00
5DN-00191	50378	Np-239	0.0567 U	0.129	0.0402	0.139	1.00 - 5.00
5DN-00191	50378	Pa-231	-0.101 U	0.788	0.237	0.936	1.00 - 5.00
5DN-00191	50378	Pb-212	1.66	0.039	0.105	2.69	1.00 - 5.00
5DN-00191	50378	Pb-214	1.12	0.0332	0.0554	1.7	1.00 - 5.00
5DN-00191	50378	Pu-238	0.0087	0.0047	0.0039	0.0415	1.00 - 5.00
5DN-00191	50378	Pu-239/240	0.0037 U	0.0174	0.0046	0.0404	1.00 - 5.00

Table A.2
Analytical Results Summary
Subarea 5D, Round 1

Sample Location	Sample ID	Analyte Name	Activity	MDC	TPU	RTL	Sample Depth (feet bgs)
5DN-00191	50378	Pu-244	0.004	0.0111	0.0033	0.0313	1.00 - 5.00
5DN-00191	50378	Sb-125	0.0046 U	0.0498	0.015	0.354	1.00 - 5.00
5DN-00191	50378	Sn-126	0.0145 J	0.0181	0.0061	0.0237	1.00 - 5.00
5DN-00191	50378	Sr-90	0.216	0.292	0.0956	0.485	1.00 - 5.00
5DN-00191	50378	Th-228	1.38	0.12	0.139	3.98	1.00 - 5.00
5DN-00191	50378	Th-229	0.028 U	0.0753	0.0222	0.145	1.00 - 5.00
5DN-00191	50378	Th-230	0.74	0.0189	0.0841	2.2	1.00 - 5.00
5DN-00191	50378	Th-232	1.12	0.0512	0.111	3.1	1.00 - 5.00
5DN-00191	50378	Th-234	1.47 J	0.273	0.15	3.19	1.00 - 5.00
5DN-00191	50378	Tl-208	0.535	0.019	0.031	0.937	1.00 - 5.00
5DN-00191	50378	Tm-171	-6.62 U	13.9	5.15	72.4	1.00 - 5.00
5DN-00191	50378	U-233/234	0.666	0.0304	0.0667	2.02	1.00 - 5.00
5DN-00191	50378	U-235/236	0.0539	0.0112	0.0154	0.151	1.00 - 5.00
5DN-00191	50378	U-238	0.77	0.0392	0.0746	1.8	1.00 - 5.00
5DN-00192	50379	Ac-227	-0.0124 U	0.188	0.0546	0.217	0.00 - 0.50
5DN-00192	50379	Am-241	0.0054	0.0048	0.0031	0.0454	0.00 - 0.50
5DN-00192	50379	Bi-212	0.959 J	0.151	0.098	2.15	0.00 - 0.50
5DN-00192	50379	Bi-214	0.966	0.0299	0.0461	1.59	0.00 - 0.50
5DN-00192	50379	Cd-113m	47.9 U	126	40.4	3030	0.00 - 0.50
5DN-00192	50379	Cm-243/244	0.0052 U	0.0165	0.0047	0.0443	0.00 - 0.50
5DN-00192	50379	Co-60	0.0027 U	0.0198	0.0058	0.028	0.00 - 0.50
5DN-00192	50379	Cs-134	0.0043 U	0.0174	0.0059	0.0864	0.00 - 0.50
5DN-00192	50379	Cs-137	0.0169	0.0192	0.0067	0.207	0.00 - 0.50
5DN-00192	50379	Eu-152	-0.0343 UJ	0.0446	0.0158	0.0566	0.00 - 0.50
5DN-00192	50379	Eu-154	-0.0289 U	0.0994	0.0304	0.15	0.00 - 0.50
5DN-00192	50379	Eu-155	0.0512 JS	0.0708	0.0242	0.231	0.00 - 0.50
5DN-00192	50379	Ho-166m	-0.0076 U	0.0249	0.0079	0.0432	0.00 - 0.50
5DN-00192	50379	K-40	23.9	0.122	1.34	32.4	0.00 - 0.50
5DN-00192	50379	Na-22	-0.0062 U	0.0238	0.0073	0.037	0.00 - 0.50
5DN-00192	50379	Nb-94	0.0054 U	0.0154	0.0047	0.0214	0.00 - 0.50
5DN-00192	50379	Np-236	-0.0012 U	0.0344	0.0104	0.047	0.00 - 0.50
5DN-00192	50379	Np-239	0.026 U	0.127	0.0396	0.139	0.00 - 0.50
5DN-00192	50379	Pa-231	0.0274 U	0.786	0.236	0.936	0.00 - 0.50
5DN-00192	50379	Pb-212	1.63	0.0387	0.0965	2.69	0.00 - 0.50

Table A.2
Analytical Results Summary
Subarea 5D, Round 1

Sample Location	Sample ID	Analyte Name	Activity	MDC	TPU	RTL	Sample Depth (feet bgs)
5DN-00192	50379	Pb-214	1.06	0.0324	0.051	1.7	0.00 - 0.50
5DN-00192	50379	Pu-238	0.0048	0.0135	0.004	0.0415	0.00 - 0.50
5DN-00192	50379	Pu-239/240	-0.0003 U	0.0191	0.004	0.0404	0.00 - 0.50
5DN-00192	50379	Pu-244	-0.0003 U	0.0191	0.004	0.0313	0.00 - 0.50
5DN-00192	50379	Sb-125	0.0102 U	0.0484	0.0143	0.354	0.00 - 0.50
5DN-00192	50379	Sn-126	0.0098 J	0.0174	0.0056	0.0237	0.00 - 0.50
5DN-00192	50379	Sr-90	-0.105 U	0.253	0.0615	0.485	0.00 - 0.50
5DN-00192	50379	Th-228	1.24	0.0242	0.129	3.98	0.00 - 0.50
5DN-00192	50379	Th-229	0.0071	0.0193	0.0071	0.145	0.00 - 0.50
5DN-00192	50379	Th-230	0.76	0.0523	0.087	2.2	0.00 - 0.50
5DN-00192	50379	Th-232	0.92	0.0658	0.0988	3.1	0.00 - 0.50
5DN-00192	50379	Th-234	1.47 J	0.27	0.152	3.19	0.00 - 0.50
5DN-00192	50379	Tl-208	0.5	0.0193	0.0288	0.937	0.00 - 0.50
5DN-00192	50379	Tm-171	-9.55 U	14.1	5.29	72.4	0.00 - 0.50
5DN-00192	50379	U-233/234	0.753	0.0585	0.0795	2.02	0.00 - 0.50
5DN-00192	50379	U-235/236	0.0701	0.0336	0.0207	0.151	0.00 - 0.50
5DN-00192	50379	U-238	0.712	0.0337	0.0753	1.8	0.00 - 0.50
5DN-00192	50380	Ac-227	-0.0138 U	0.218	0.065	0.217	1.00 - 5.00
5DN-00192	50380	Am-241	0.0058	0.0078	0.0041	0.0454	1.00 - 5.00
5DN-00192	50380	Bi-212	1.18	0.177	0.0998	2.15	1.00 - 5.00
5DN-00192	50380	Bi-214	1.13	0.0333	0.0541	1.59	1.00 - 5.00
5DN-00192	50380	Cd-113m	19.1 U	148	45.6	3030	1.00 - 5.00
5DN-00192	50380	Cm-243/244	0.0088	0.008	0.0051	0.0443	1.00 - 5.00
5DN-00192	50380	Co-60	-0.0006 UJ	0.0201	0.006	0.028	1.00 - 5.00
5DN-00192	50380	Cs-134	0.0034 U	0.0185	0.0061	0.0864	1.00 - 5.00
5DN-00192	50380	Cs-137	0.0188	0.0205	0.0075	0.207	1.00 - 5.00
5DN-00192	50380	Eu-152	0.0102 U	0.0542	0.0185	0.0566	1.00 - 5.00
5DN-00192	50380	Eu-154	0.0221 U	0.111	0.0375	0.15	1.00 - 5.00
5DN-00192	50380	Eu-155	0.0849 SJ	0.0791	0.0316	0.231	1.00 - 5.00
5DN-00192	50380	Ho-166m	0.002 U	0.0301	0.0087	0.0432	1.00 - 5.00
5DN-00192	50380	K-40	23.2	0.142	1.33	32.4	1.00 - 5.00
5DN-00192	50380	Na-22	0.0013 U	0.0252	0.0075	0.037	1.00 - 5.00
5DN-00192	50380	Nb-94	0.0019 U	0.0173	0.005	0.0214	1.00 - 5.00
5DN-00192	50380	Np-236	-0.0242 U	0.0405	0.0133	0.047	1.00 - 5.00

Table A.2
Analytical Results Summary
Subarea 5D, Round 1

Sample Location	Sample ID	Analyte Name	Activity	MDC	TPU	RTL	Sample Depth (feet bgs)
5DN-00192	50380	Np-239	0.0387 U	0.148	0.0444	0.139	1.00 - 5.00
5DN-00192	50380	Pa-231	-0.163 U	0.874	0.265	0.936	1.00 - 5.00
5DN-00192	50380	Pb-212	1.92	0.0427	0.122	2.69	1.00 - 5.00
5DN-00192	50380	Pb-214	1.25	0.0361	0.0629	1.7	1.00 - 5.00
5DN-00192	50380	Pu-238	-0.0039 U	0.0302	0.0053	0.0415	1.00 - 5.00
5DN-00192	50380	Pu-239/240	-0.0048 U	0.0262	0.0048	0.0404	1.00 - 5.00
5DN-00192	50380	Pu-244	0.0043 U	0.0212	0.0053	0.0313	1.00 - 5.00
5DN-00192	50380	Sb-125	0.0062 U	0.0568	0.0171	0.354	1.00 - 5.00
5DN-00192	50380	Sn-126	-0.0034 U	0.0188	0.0056	0.0237	1.00 - 5.00
5DN-00192	50380	Sr-90	0.0497 U	0.234	0.0669	0.485	1.00 - 5.00
5DN-00192	50380	Th-228	1.64	0.113	0.148	3.98	1.00 - 5.00
5DN-00192	50380	Th-229	0.0354	0.0763	0.0236	0.145	1.00 - 5.00
5DN-00192	50380	Th-230	0.884	0.0657	0.0918	2.2	1.00 - 5.00
5DN-00192	50380	Th-232	1.43	0.0191	0.123	3.1	1.00 - 5.00
5DN-00192	50380	Th-234	2.04	0.326	0.204	3.19	1.00 - 5.00
5DN-00192	50380	Tl-208	0.634	0.0213	0.0356	0.937	1.00 - 5.00
5DN-00192	50380	Tm-171	-12.8 U	15.8	6.4	72.4	1.00 - 5.00
5DN-00192	50380	U-233/234	0.841	0.0451	0.0936	2.02	1.00 - 5.00
5DN-00192	50380	U-235/236	0.0636	0.0191	0.0217	0.151	1.00 - 5.00
5DN-00192	50380	U-238	0.866	0.0451	0.0956	1.8	1.00 - 5.00
5DN-00193	50381	Ac-227	0.0336 U	0.21	0.0622	0.217	0.00 - 0.50
5DN-00193	50381	Am-241	0.0002 U	0.0205	0.0046	0.0454	0.00 - 0.50
5DN-00193	50381	Bi-212	0.969 J	0.163	0.101	2.15	0.00 - 0.50
5DN-00193	50381	Bi-214	1.03	0.0312	0.0488	1.59	0.00 - 0.50
5DN-00193	50381	Cd-113m	-0.911 U	138	40.7	3030	0.00 - 0.50
5DN-00193	50381	Cm-243/244	0.0054 U	0.0165	0.0047	0.0443	0.00 - 0.50
5DN-00193	50381	Co-60	0.0005 U	0.0202	0.0059	0.028	0.00 - 0.50
5DN-00193	50381	Cs-134	0.0065 U	0.0185	0.0062	0.0864	0.00 - 0.50
5DN-00193	50381	Cs-137	0.0259	0.0177	0.0093	0.207	0.00 - 0.50
5DN-00193	50381	Eu-152	-0.0148 U	0.0511	0.0181	0.0566	0.00 - 0.50
5DN-00193	50381	Eu-154	-0.0525 U	0.102	0.0342	0.15	0.00 - 0.50
5DN-00193	50381	Eu-155	0.0241 U	0.0798	0.0249	0.231	0.00 - 0.50
5DN-00193	50381	Ho-166m	-0.0002 U	0.0269	0.0079	0.0432	0.00 - 0.50
5DN-00193	50381	K-40	22.6	0.136	1.32	32.4	0.00 - 0.50

Table A.2
Analytical Results Summary
Subarea 5D, Round 1

Sample Location	Sample ID	Analyte Name	Activity	MDC	TPU	RTL	Sample Depth (feet bgs)
5DN-00193	50381	Na-22	0.0142 J	0.0256	0.0079	0.037	0.00 - 0.50
5DN-00193	50381	Nb-94	0.0143 JS	0.0162	0.0056	0.0214	0.00 - 0.50
5DN-00193	50381	Np-236	0.0025 U	0.04	0.0123	0.047	0.00 - 0.50
5DN-00193	50381	Np-239	0.0229 U	0.137	0.0405	0.139	0.00 - 0.50
5DN-00193	50381	Pa-231	0.192 U	0.858	0.29	0.936	0.00 - 0.50
5DN-00193	50381	Pb-212	1.7	0.0423	0.114	2.69	0.00 - 0.50
5DN-00193	50381	Pb-214	1.13	0.0367	0.0564	1.7	0.00 - 0.50
5DN-00193	50381	Pu-238	0.001 U	0.0139	0.0031	0.0415	0.00 - 0.50
5DN-00193	50381	Pu-239/240	0.008	0.0138	0.0047	0.0404	0.00 - 0.50
5DN-00193	50381	Pu-244	0.0063	0.0138	0.0043	0.0313	0.00 - 0.50
5DN-00193	50381	Sb-125	0.0033 U	0.0533	0.0161	0.354	0.00 - 0.50
5DN-00193	50381	Sn-126	0.0099 J	0.0178	0.0056	0.0237	0.00 - 0.50
5DN-00193	50381	Sr-90	0.0116 U	0.141	0.0374	0.485	0.00 - 0.50
5DN-00193	50381	Th-228	1.22	0.104	0.133	3.98	0.00 - 0.50
5DN-00193	50381	Th-229	0.0077 U	0.0566	0.0133	0.145	0.00 - 0.50
5DN-00193	50381	Th-230	0.783	0.0713	0.0922	2.2	0.00 - 0.50
5DN-00193	50381	Th-232	0.941	0.0207	0.102	3.1	0.00 - 0.50
5DN-00193	50381	Th-234	1.53 J	0.321	0.19	3.19	0.00 - 0.50
5DN-00193	50381	Tl-208	0.5	0.0209	0.03	0.937	0.00 - 0.50
5DN-00193	50381	Tm-171	-2.51 U	19.8	6.71	72.4	0.00 - 0.50
5DN-00193	50381	U-233/234	0.948	0.0315	0.0973	2.02	0.00 - 0.50
5DN-00193	50381	U-235/236	0.0612	0.0166	0.0198	0.151	0.00 - 0.50
5DN-00193	50381	U-238	0.819	0.039	0.0875	1.8	0.00 - 0.50
5DN-00193	50382	Ac-227	0.0191 U	0.184	0.0564	0.217	1.00 - 5.00
5DN-00193	50382	Am-241	0.0112	0.0159	0.0057	0.0454	1.00 - 5.00
5DN-00193	50382	Bi-212	0.924	0.14	0.0878	2.15	1.00 - 5.00
5DN-00193	50382	Bi-214	1.01	0.0288	0.0481	1.59	1.00 - 5.00
5DN-00193	50382	Cd-113m	11.1 U	121	37.1	3030	1.00 - 5.00
5DN-00193	50382	Cm-243/244	0	0.0055	0.0021	0.0443	1.00 - 5.00
5DN-00193	50382	Co-60	-0.0093 UJ	0.0187	0.0062	0.028	1.00 - 5.00
5DN-00193	50382	Cs-134	0.0019 U	0.0164	0.0056	0.0864	1.00 - 5.00
5DN-00193	50382	Cs-137	0.0327	0.0162	0.0066	0.207	1.00 - 5.00
5DN-00193	50382	Eu-152	0.0067 U	0.0457	0.0136	0.0566	1.00 - 5.00
5DN-00193	50382	Eu-154	-0.0565 U	0.0946	0.0319	0.15	1.00 - 5.00

Table A.2
Analytical Results Summary
Subarea 5D, Round 1

Sample Location	Sample ID	Analyte Name	Activity	MDC	TPU	RTL	Sample Depth (feet bgs)
5DN-00193	50382	Eu-155	0.0681 SJ	0.0644	0.0265	0.231	1.00 - 5.00
5DN-00193	50382	Ho-166m	-0.0013 U	0.0251	0.0076	0.0432	1.00 - 5.00
5DN-00193	50382	K-40	21.9	0.136	1.25	32.4	1.00 - 5.00
5DN-00193	50382	Na-22	-0.01 U	0.0216	0.0078	0.037	1.00 - 5.00
5DN-00193	50382	Nb-94	0.0059 UJ	0.015	0.0046	0.0214	1.00 - 5.00
5DN-00193	50382	Np-236	-0.0215 U	0.0329	0.0115	0.047	1.00 - 5.00
5DN-00193	50382	Np-239	0.0258 U	0.123	0.0376	0.139	1.00 - 5.00
5DN-00193	50382	Pa-231	0.0036 U	0.744	0.229	0.936	1.00 - 5.00
5DN-00193	50382	Pb-212	1.59	0.035	0.0951	2.69	1.00 - 5.00
5DN-00193	50382	Pb-214	1.11	0.0309	0.0529	1.7	1.00 - 5.00
5DN-00193	50382	Pu-238	-0.0035 U	0.0276	0.0049	0.0415	1.00 - 5.00
5DN-00193	50382	Pu-239/240	0.0009 U	0.0194	0.0038	0.0404	1.00 - 5.00
5DN-00193	50382	Pu-244	0.0009 U	0.0194	0.0038	0.0313	1.00 - 5.00
5DN-00193	50382	Sb-125	-0.0115 U	0.0444	0.0134	0.354	1.00 - 5.00
5DN-00193	50382	Sn-126	-0.0058 U	0.0163	0.0052	0.0237	1.00 - 5.00
5DN-00193	50382	Sr-90	0.0376 U	0.281	0.0804	0.485	1.00 - 5.00
5DN-00193	50382	Th-228	1.24	0.104	0.125	3.98	1.00 - 5.00
5DN-00193	50382	Th-229	0.0677	0.0498	0.0238	0.145	1.00 - 5.00
5DN-00193	50382	Th-230	0.797	0.0627	0.088	2.2	1.00 - 5.00
5DN-00193	50382	Th-232	1.15	0.0182	0.111	3.1	1.00 - 5.00
5DN-00193	50382	Th-234	1.71	0.261	0.169	3.19	1.00 - 5.00
5DN-00193	50382	Tl-208	0.471	0.0173	0.0276	0.937	1.00 - 5.00
5DN-00193	50382	Tm-171	8.43 J	14.4	5.25	72.4	1.00 - 5.00
5DN-00193	50382	U-233/234	0.947	0.0521	0.118	2.02	1.00 - 5.00
5DN-00193	50382	U-235/236	0.0803	0.0644	0.032	0.151	1.00 - 5.00
5DN-00193	50382	U-238	1.04	0.0521	0.126	1.8	1.00 - 5.00
5DN-00194	50383	Ac-227	-0.0175 U	0.163	0.0484	0.217	0.00 - 0.50
5DN-00194	50383	Am-241	0.0056 U	0.0172	0.0049	0.0454	0.00 - 0.50
5DN-00194	50383	Bi-212	1.07	0.154	0.1	2.15	0.00 - 0.50
5DN-00194	50383	Bi-214	1.02	0.0293	0.048	1.59	0.00 - 0.50
5DN-00194	50383	Cd-113m	-13.8 U	110	32.7	3030	0.00 - 0.50
5DN-00194	50383	Cm-243/244	0.0156	0.006	0.0059	0.0443	0.00 - 0.50
5DN-00194	50383	Co-60	-0.0098 U	0.0176	0.0058	0.028	0.00 - 0.50
5DN-00194	50383	Cs-134	0.0078 U	0.0175	0.006	0.0864	0.00 - 0.50

Table A.2
Analytical Results Summary
Subarea 5D, Round 1

Sample Location	Sample ID	Analyte Name	Activity	MDC	TPU	RTL	Sample Depth (feet bgs)
5DN-00194	50383	Cs-137	0.0752	0.0163	0.0089	0.207	0.00 - 0.50
5DN-00194	50383	Eu-152	-0.0082 U	0.0415	0.0145	0.0566	0.00 - 0.50
5DN-00194	50383	Eu-154	0.0016 U	0.104	0.0313	0.15	0.00 - 0.50
5DN-00194	50383	Eu-155	0.074 JS	0.0556	0.0207	0.231	0.00 - 0.50
5DN-00194	50383	Ho-166m	-0.0061 U	0.0253	0.0077	0.0432	0.00 - 0.50
5DN-00194	50383	K-40	22.5	0.118	1.27	32.4	0.00 - 0.50
5DN-00194	50383	Na-22	-0.0004 U	0.0244	0.0084	0.037	0.00 - 0.50
5DN-00194	50383	Nb-94	0.0065 U	0.015	0.0046	0.0214	0.00 - 0.50
5DN-00194	50383	Np-236	0.0047 U	0.0279	0.0086	0.047	0.00 - 0.50
5DN-00194	50383	Np-239	-0.0666 U	0.106	0.0354	0.139	0.00 - 0.50
5DN-00194	50383	Pa-231	-0.152 U	0.667	0.21	0.936	0.00 - 0.50
5DN-00194	50383	Pb-212	1.61	0.0352	0.0934	2.69	0.00 - 0.50
5DN-00194	50383	Pb-214	1.1	0.0296	0.0516	1.7	0.00 - 0.50
5DN-00194	50383	Pu-238	0.0026 U	0.0128	0.0032	0.0415	0.00 - 0.50
5DN-00194	50383	Pu-239/240	0.0071	0.0158	0.0049	0.0404	0.00 - 0.50
5DN-00194	50383	Pu-244	0.0002 U	0.02	0.0045	0.0313	0.00 - 0.50
5DN-00194	50383	Sb-125	0.0207 U	0.0471	0.0149	0.354	0.00 - 0.50
5DN-00194	50383	Sn-126	0.0015 U	0.016	0.0047	0.0237	0.00 - 0.50
5DN-00194	50383	Sr-90	0.0267 U	0.171	0.0472	0.485	0.00 - 0.50
5DN-00194	50383	Th-228	1.19	0.0786	0.123	3.98	0.00 - 0.50
5DN-00194	50383	Th-229	0.0405	0.0627	0.0215	0.145	0.00 - 0.50
5DN-00194	50383	Th-230	0.734	0.0182	0.0822	2.2	0.00 - 0.50
5DN-00194	50383	Th-232	1.09	0.0182	0.106	3.1	0.00 - 0.50
5DN-00194	50383	Th-234	1.45	0.221	0.133	3.19	0.00 - 0.50
5DN-00194	50383	Tl-208	0.515	0.0187	0.0308	0.937	0.00 - 0.50
5DN-00194	50383	Tm-171	-7.47 U	11.3	4.24	72.4	0.00 - 0.50
5DN-00194	50383	U-233/234	0.689	0.0646	0.0856	2.02	0.00 - 0.50
5DN-00194	50383	U-235/236	0.0328	0.0798	0.0241	0.151	0.00 - 0.50
5DN-00194	50383	U-238	0.781	0.041	0.0923	1.8	0.00 - 0.50
5DN-00194	50384	Ac-227	-0.146 U	0.236	0.0796	0.217	1.00 - 5.00
5DN-00194	50384	Am-241	0.002	0.0053	0.002	0.0454	1.00 - 5.00
5DN-00194	50384	Bi-212	1.05	0.202	0.1	2.15	1.00 - 5.00
5DN-00194	50384	Bi-214	1.14	0.0379	0.0555	1.59	1.00 - 5.00
5DN-00194	50384	Cd-113m	-8.31 U	167	49.8	3030	1.00 - 5.00

Table A.2
Analytical Results Summary
Subarea 5D, Round 1

Sample Location	Sample ID	Analyte Name	Activity	MDC	TPU	RTL	Sample Depth (feet bgs)
5DN-00194	50384	Cm-243/244	0.0065	0.0126	0.0042	0.0443	1.00 - 5.00
5DN-00194	50384	Co-60	0.0097 UJ	0.0264	0.0077	0.028	1.00 - 5.00
5DN-00194	50384	Cs-134	0.0013 U	0.0211	0.0072	0.0864	1.00 - 5.00
5DN-00194	50384	Cs-137	-0.0107 U	0.0222	0.0073	0.207	1.00 - 5.00
5DN-00194	50384	Eu-152	0.0107 U	0.0619	0.0213	0.0566	1.00 - 5.00
5DN-00194	50384	Eu-154	0.0072 U	0.143	0.0416	0.15	1.00 - 5.00
5DN-00194	50384	Eu-155	0.13 SJ	0.0936	0.0414	0.231	1.00 - 5.00
5DN-00194	50384	Ho-166m	-0.0169 U	0.0333	0.011	0.0432	1.00 - 5.00
5DN-00194	50384	K-40	24.6	0.173	1.56	32.4	1.00 - 5.00
5DN-00194	50384	Na-22	-0.0017 U	0.0321	0.0096	0.037	1.00 - 5.00
5DN-00194	50384	Nb-94	0.0041 U	0.0198	0.0059	0.0214	1.00 - 5.00
5DN-00194	50384	Np-236	-0.0198 U	0.0442	0.0145	0.047	1.00 - 5.00
5DN-00194	50384	Np-239	0.0927 J	0.167	0.0531	0.139	1.00 - 5.00
5DN-00194	50384	Pa-231	-0.0603 U	1.03	0.319	0.936	1.00 - 5.00
5DN-00194	50384	Pb-212	1.9	0.0486	0.116	2.69	1.00 - 5.00
5DN-00194	50384	Pb-214	1.23	0.0425	0.0609	1.7	1.00 - 5.00
5DN-00194	50384	Pu-238	-0.006 U	0.0284	0.0058	0.0415	1.00 - 5.00
5DN-00194	50384	Pu-239/240	-0.001 U	0.0171	0.0031	0.0404	1.00 - 5.00
5DN-00194	50384	Pu-244	0.0223	0.0138	0.0074	0.0313	1.00 - 5.00
5DN-00194	50384	Sb-125	0.0015 U	0.0613	0.0177	0.354	1.00 - 5.00
5DN-00194	50384	Sn-126	-0.003 U	0.0216	0.0065	0.0237	1.00 - 5.00
5DN-00194	50384	Sr-90	0.487	0.323	0.125	0.485	1.00 - 5.00
5DN-00194	50384	Th-228	1.54	0.134	0.144	3.98	1.00 - 5.00
5DN-00194	50384	Th-229	0.0292 U	0.0787	0.0232	0.145	1.00 - 5.00
5DN-00194	50384	Th-230	0.926	0.0678	0.0956	2.2	1.00 - 5.00
5DN-00194	50384	Th-232	1.17	0.0197	0.109	3.1	1.00 - 5.00
5DN-00194	50384	Th-234	1.49 J	0.378	0.168	3.19	1.00 - 5.00
5DN-00194	50384	Tl-208	0.587	0.0238	0.0348	0.937	1.00 - 5.00
5DN-00194	50384	Tm-171	-8.93 U	22.2	7.8	72.4	1.00 - 5.00
5DN-00194	50384	U-233/234	0.688	0.0144	0.0789	2.02	1.00 - 5.00
5DN-00194	50384	U-235/236	0.046	0.0178	0.0177	0.151	1.00 - 5.00
5DN-00194	50384	U-238	0.77	0.0144	0.0855	1.8	1.00 - 5.00
5DN-00195	50385	Ac-227	0.0852 U	0.228	0.0706	0.217	0.00 - 0.50
5DN-00195	50385	Am-241	0.0143	0.0055	0.0055	0.0454	0.00 - 0.50

Table A.2
Analytical Results Summary
Subarea 5D, Round 1

Sample Location	Sample ID	Analyte Name	Activity	MDC	TPU	RTL	Sample Depth (feet bgs)
5DN-00195	50385	Bi-212	1.01	0.16	0.0949	2.15	0.00 - 0.50
5DN-00195	50385	Bi-214	0.983	0.0318	0.0465	1.59	0.00 - 0.50
5DN-00195	50385	Cd-113m	-175 UJ	154	69.6	3030	0.00 - 0.50
5DN-00195	50385	Cm-243/244	-0.003 U	0.0165	0.003	0.0443	0.00 - 0.50
5DN-00195	50385	Co-60	-0.0032 U	0.0186	0.0056	0.028	0.00 - 0.50
5DN-00195	50385	Cs-134	0.193 Z	0.0295	0.0462	0.0864	0.00 - 0.50
5DN-00195	50385	Cs-137	0.0897	0.0177	0.009	0.207	0.00 - 0.50
5DN-00195	50385	Eu-152	0.0043 U	0.0546	0.0346	0.0566	0.00 - 0.50
5DN-00195	50385	Eu-154	-0.0076 U	0.102	0.0302	0.15	0.00 - 0.50
5DN-00195	50385	Eu-155	-0.0478 U	0.0898	0.03	0.231	0.00 - 0.50
5DN-00195	50385	Ho-166m	-0.018 U	0.0263	0.0092	0.0432	0.00 - 0.50
5DN-00195	50385	K-40	23.9	0.117	1.56	32.4	0.00 - 0.50
5DN-00195	50385	Na-22	-0.0034 U	0.025	0.0075	0.037	0.00 - 0.50
5DN-00195	50385	Nb-94	0.0036 U	0.0156	0.0047	0.0214	0.00 - 0.50
5DN-00195	50385	Np-236	0.0265 SJ	0.0453	0.0174	0.047	0.00 - 0.50
5DN-00195	50385	Np-239	-0.0006 U	0.154	0.0495	0.139	0.00 - 0.50
5DN-00195	50385	Pa-231	-0.113 U	0.92	0.354	0.936	0.00 - 0.50
5DN-00195	50385	Pb-212	1.71	0.0465	0.114	2.69	0.00 - 0.50
5DN-00195	50385	Pb-214	1.12	0.0363	0.0565	1.7	0.00 - 0.50
5DN-00195	50385	Pu-238	-0.0027 U	0.021	0.0037	0.0415	0.00 - 0.50
5DN-00195	50385	Pu-239/240	0.0078 U	0.0251	0.0072	0.0404	0.00 - 0.50
5DN-00195	50385	Pu-244	0.0006 U	0.0147	0.0028	0.0313	0.00 - 0.50
5DN-00195	50385	Sb-125	-0.011 U	0.0547	0.0167	0.354	0.00 - 0.50
5DN-00195	50385	Sn-126	0.0022 U	0.0176	0.0053	0.0237	0.00 - 0.50
5DN-00195	50385	Sr-90	-0.0437 U	0.205	0.0544	0.485	0.00 - 0.50
5DN-00195	50385	Th-228	1.2	0.0702	0.13	3.98	0.00 - 0.50
5DN-00195	50385	Th-229	0.0227	0.0558	0.017	0.145	0.00 - 0.50
5DN-00195	50385	Th-230	0.869	0.0557	0.097	2.2	0.00 - 0.50
5DN-00195	50385	Th-232	0.957	0.07	0.104	3.1	0.00 - 0.50
5DN-00195	50385	Th-234	1.7 J	0.424	0.438	3.19	0.00 - 0.50
5DN-00195	50385	Tl-208	0.504	0.0203	0.0285	0.937	0.00 - 0.50
5DN-00195	50385	Tm-171	56.9 J	22.5	15.8	72.4	0.00 - 0.50
5DN-00195	50385	U-233/234	0.656	0.0719	0.075	2.02	0.00 - 0.50
5DN-00195	50385	U-235/236	0.0997	0.0368	0.0259	0.151	0.00 - 0.50

Table A.2
Analytical Results Summary
Subarea 5D, Round 1

Sample Location	Sample ID	Analyte Name	Activity	MDC	TPU	RTL	Sample Depth (feet bgs)
5DN-00195	50385	U-238	0.928	0.0423	0.0944	1.8	0.00 - 0.50
5DN-00195	50386	Ac-227	-0.0108 U	0.197	0.0606	0.217	1.00 - 5.00
5DN-00195	50386	Am-241	0.0103	0.0124	0.005	0.0454	1.00 - 5.00
5DN-00195	50386	Bi-212	1.08	0.192	0.0999	2.15	1.00 - 5.00
5DN-00195	50386	Bi-214	0.991	0.0368	0.0502	1.59	1.00 - 5.00
5DN-00195	50386	Cd-113m	-80.2 U	126	46.1	3030	1.00 - 5.00
5DN-00195	50386	Cm-243/244	-0.0014 U	0.0126	0.0024	0.0443	1.00 - 5.00
5DN-00195	50386	Co-60	-0.0077 UJ	0.0233	0.0071	0.028	1.00 - 5.00
5DN-00195	50386	Cs-134	-0.0057 U	0.0212	0.0076	0.0864	1.00 - 5.00
5DN-00195	50386	Cs-137	0.0001 U	0.0223	0.0067	0.207	1.00 - 5.00
5DN-00195	50386	Eu-152	0.0162 U	0.0519	0.0164	0.0566	1.00 - 5.00
5DN-00195	50386	Eu-154	-0.05 U	0.13	0.041	0.15	1.00 - 5.00
5DN-00195	50386	Eu-155	0.0751 SJ	0.0619	0.025	0.231	1.00 - 5.00
5DN-00195	50386	Ho-166m	-0.0185 U	0.0325	0.0106	0.0432	1.00 - 5.00
5DN-00195	50386	K-40	21.4	0.182	1.18	32.4	1.00 - 5.00
5DN-00195	50386	Na-22	-0.0205 UJ	0.0285	0.0099	0.037	1.00 - 5.00
5DN-00195	50386	Nb-94	0.0077 U	0.02	0.0059	0.0214	1.00 - 5.00
5DN-00195	50386	Np-236	-0.0139 U	0.0307	0.0097	0.047	1.00 - 5.00
5DN-00195	50386	Np-239	-0.0164 U	0.127	0.0392	0.139	1.00 - 5.00
5DN-00195	50386	Pa-231	0.133 U	0.829	0.256	0.936	1.00 - 5.00
5DN-00195	50386	Pb-212	1.63	0.0398	0.0921	2.69	1.00 - 5.00
5DN-00195	50386	Pb-214	1.05	0.0377	0.0494	1.7	1.00 - 5.00
5DN-00195	50386	Pu-238	0.0012 U	0.0172	0.0038	0.0415	1.00 - 5.00
5DN-00195	50386	Pu-239/240	0.0028 U	0.0139	0.0035	0.0404	1.00 - 5.00
5DN-00195	50386	Pu-244	0.0131	0.0059	0.0054	0.0313	1.00 - 5.00
5DN-00195	50386	Sb-125	0.0046 U	0.056	0.0164	0.354	1.00 - 5.00
5DN-00195	50386	Sn-126	-0.0003 U	0.0206	0.0059	0.0237	1.00 - 5.00
5DN-00195	50386	Sr-90	-0.113 U	0.256	0.0597	0.485	1.00 - 5.00
5DN-00195	50386	Th-228	1.44	0.141	0.135	3.98	1.00 - 5.00
5DN-00195	50386	Th-229	0.0464	0.0714	0.024	0.145	1.00 - 5.00
5DN-00195	50386	Th-230	0.807	0.0614	0.0846	2.2	1.00 - 5.00
5DN-00195	50386	Th-232	1.2	0.0179	0.107	3.1	1.00 - 5.00
5DN-00195	50386	Th-234	1.31	0.226	0.111	3.19	1.00 - 5.00
5DN-00195	50386	Tl-208	0.53	0.0251	0.0321	0.937	1.00 - 5.00

Table A.2
Analytical Results Summary
Subarea 5D, Round 1

Sample Location	Sample ID	Analyte Name	Activity	MDC	TPU	RTL	Sample Depth (feet bgs)
5DN-00195	50386	Tm-171	-0.18 U	8.29	2.65	72.4	1.00 - 5.00
5DN-00195	50386	U-233/234	0.547	0.0594	0.0841	2.02	1.00 - 5.00
5DN-00195	50386	U-235/236	0.0691	0.0312	0.0287	0.151	1.00 - 5.00
5DN-00195	50386	U-238	0.881	0.0735	0.115	1.8	1.00 - 5.00
5DN-00196	50387	Ac-227	-0.0323 U	0.199	0.0592	0.217	0.00 - 0.50
5DN-00196	50387	Am-241	0.0047	0.013	0.0038	0.0454	0.00 - 0.50
5DN-00196	50387	Bi-212	0.978 J	0.173	0.105	2.15	0.00 - 0.50
5DN-00196	50387	Bi-214	0.887	0.0325	0.0444	1.59	0.00 - 0.50
5DN-00196	50387	Cd-113m	19.8 U	133	39.1	3030	0.00 - 0.50
5DN-00196	50387	Cm-243/244	0.0063	0.0057	0.0036	0.0443	0.00 - 0.50
5DN-00196	50387	Co-60	-0.0003 U	0.0214	0.0063	0.028	0.00 - 0.50
5DN-00196	50387	Cs-134	-0.0051 U	0.0185	0.0065	0.0864	0.00 - 0.50
5DN-00196	50387	Cs-137	0.0718	0.018	0.0095	0.207	0.00 - 0.50
5DN-00196	50387	Eu-152	-0.0248 U	0.0507	0.0165	0.0566	0.00 - 0.50
5DN-00196	50387	Eu-154	-0.0489 U	0.115	0.0361	0.15	0.00 - 0.50
5DN-00196	50387	Eu-155	0.0769 SJ	0.0713	0.0311	0.231	0.00 - 0.50
5DN-00196	50387	Ho-166m	0.0112 U	0.0306	0.0092	0.0432	0.00 - 0.50
5DN-00196	50387	K-40	22	0.139	1.36	32.4	0.00 - 0.50
5DN-00196	50387	Na-22	-0.0001 U	0.0287	0.0085	0.037	0.00 - 0.50
5DN-00196	50387	Nb-94	0.0068 U	0.017	0.0052	0.0214	0.00 - 0.50
5DN-00196	50387	Np-236	-0.0026 U	0.0361	0.0109	0.047	0.00 - 0.50
5DN-00196	50387	Np-239	-0.0529 U	0.127	0.0395	0.139	0.00 - 0.50
5DN-00196	50387	Pa-231	-0.083 U	0.809	0.24	0.936	0.00 - 0.50
5DN-00196	50387	Pb-212	1.61	0.0393	0.0971	2.69	0.00 - 0.50
5DN-00196	50387	Pb-214	0.949	0.0348	0.0464	1.7	0.00 - 0.50
5DN-00196	50387	Pu-238	0.0049	0.0136	0.004	0.0415	0.00 - 0.50
5DN-00196	50387	Pu-239/240	0.0039 U	0.0192	0.005	0.0404	0.00 - 0.50
5DN-00196	50387	Pu-244	0.0081	0.0192	0.0058	0.0313	0.00 - 0.50
5DN-00196	50387	Sb-125	0.03 SJ	0.055	0.0176	0.354	0.00 - 0.50
5DN-00196	50387	Sn-126	-0.0101 U	0.0184	0.0061	0.0237	0.00 - 0.50
5DN-00196	50387	Sr-90	0.0668 U	0.162	0.0489	0.485	0.00 - 0.50
5DN-00196	50387	Th-228	1.58 J	0.0842	0.167	3.98	0.00 - 0.50
5DN-00196	50387	Th-229	0.0273	0.0669	0.0204	0.145	0.00 - 0.50
5DN-00196	50387	Th-230	0.979	0.0246	0.112	2.2	0.00 - 0.50

Table A.2
Analytical Results Summary
Subarea 5D, Round 1

Sample Location	Sample ID	Analyte Name	Activity	MDC	TPU	RTL	Sample Depth (feet bgs)
5DN-00196	50387	Th-232	0.922	0.0245	0.108	3.1	0.00 - 0.50
5DN-00196	50387	Th-234	1.53 J	0.286	0.168	3.19	0.00 - 0.50
5DN-00196	50387	Tl-208	0.517	0.0216	0.0308	0.937	0.00 - 0.50
5DN-00196	50387	Tm-171	-3.02 U	17.9	5.91	72.4	0.00 - 0.50
5DN-00196	50387	U-233/234	0.681	0.0371	0.0699	2.02	0.00 - 0.50
5DN-00196	50387	U-235/236	0.0502	0.0124	0.0155	0.151	0.00 - 0.50
5DN-00196	50387	U-238	0.695	0.0235	0.0706	1.8	0.00 - 0.50
5DN-00196	50388	Ac-227	-0.0238 U	0.204	0.0621	0.217	1.00 - 5.00
5DN-00196	50388	Am-241	0.0011 U	0.0157	0.0035	0.0454	1.00 - 5.00
5DN-00196	50388	Bi-212	1.14	0.156	0.104	2.15	1.00 - 5.00
5DN-00196	50388	Bi-214	1.07	0.0304	0.0503	1.59	1.00 - 5.00
5DN-00196	50388	Cd-113m	22.3 U	135	42.3	3030	1.00 - 5.00
5DN-00196	50388	Cm-243/244	-0.0044 U	0.0183	0.0032	0.0443	1.00 - 5.00
5DN-00196	50388	Co-60	0.0038 U	0.0191	0.0056	0.028	1.00 - 5.00
5DN-00196	50388	Cs-134	-0.002 U	0.0175	0.0061	0.0864	1.00 - 5.00
5DN-00196	50388	Cs-137	-0.0046 U	0.0186	0.0057	0.207	1.00 - 5.00
5DN-00196	50388	Eu-152	-0.027 U	0.0502	0.0192	0.0566	1.00 - 5.00
5DN-00196	50388	Eu-154	-0.0772 UJ	0.0981	0.0353	0.15	1.00 - 5.00
5DN-00196	50388	Eu-155	0.098 JS	0.071	0.0256	0.231	1.00 - 5.00
5DN-00196	50388	Ho-166m	-0.0073 U	0.0276	0.0086	0.0432	1.00 - 5.00
5DN-00196	50388	K-40	22.7	0.135	1.36	32.4	1.00 - 5.00
5DN-00196	50388	Na-22	-0.0149 U	0.0243	0.0083	0.037	1.00 - 5.00
5DN-00196	50388	Nb-94	0.0041 U	0.0163	0.0049	0.0214	1.00 - 5.00
5DN-00196	50388	Np-236	-0.0177 U	0.0368	0.0117	0.047	1.00 - 5.00
5DN-00196	50388	Np-239	-0.0012 U	0.133	0.0401	0.139	1.00 - 5.00
5DN-00196	50388	Pa-231	-0.0331 U	0.815	0.248	0.936	1.00 - 5.00
5DN-00196	50388	Pb-212	1.74	0.0407	0.107	2.69	1.00 - 5.00
5DN-00196	50388	Pb-214	1.21	0.0342	0.0592	1.7	1.00 - 5.00
5DN-00196	50388	Pu-238	0.006	0.0168	0.005	0.0415	1.00 - 5.00
5DN-00196	50388	Pu-239/240	0.0053	0.0071	0.0037	0.0404	1.00 - 5.00
5DN-00196	50388	Pu-244	0.0105	0.0071	0.0053	0.0313	1.00 - 5.00
5DN-00196	50388	Sb-125	-0.0091 U	0.0497	0.0148	0.354	1.00 - 5.00
5DN-00196	50388	Sn-126	0.0115 J	0.0177	0.0058	0.0237	1.00 - 5.00
5DN-00196	50388	Sr-90	0.165	0.24	0.0772	0.485	1.00 - 5.00

Table A.2
Analytical Results Summary
Subarea 5D, Round 1

Sample Location	Sample ID	Analyte Name	Activity	MDC	TPU	RTL	Sample Depth (feet bgs)
5DN-00196	50388	Th-228	1.54	0.0978	0.123	3.98	1.00 - 5.00
5DN-00196	50388	Th-229	0.0101 U	0.0713	0.0189	0.145	1.00 - 5.00
5DN-00196	50388	Th-230	0.777	0.0662	0.0739	2.2	1.00 - 5.00
5DN-00196	50388	Th-232	1.19	0.0467	0.0955	3.1	1.00 - 5.00
5DN-00196	50388	Th-234	1.48	0.292	0.146	3.19	1.00 - 5.00
5DN-00196	50388	Tl-208	0.546	0.0201	0.0316	0.937	1.00 - 5.00
5DN-00196	50388	Tm-171	2.43 U	13.8	4.82	72.4	1.00 - 5.00
5DN-00196	50388	U-233/234	0.645	0.0457	0.0782	2.02	1.00 - 5.00
5DN-00196	50388	U-235/236	0.0502	0.0194	0.0193	0.151	1.00 - 5.00
5DN-00196	50388	U-238	0.709	0.0369	0.0832	1.8	1.00 - 5.00
5DN-00197	50389	Ac-227	0.0937 U	0.219	0.0685	0.217	0.00 - 0.50
5DN-00197	50389	Am-241	-0.0025 U	0.0196	0.0035	0.0454	0.00 - 0.50
5DN-00197	50389	Bi-212	1.16 J	0.171	0.118	2.15	0.00 - 0.50
5DN-00197	50389	Bi-214	1.01	0.0352	0.0491	1.59	0.00 - 0.50
5DN-00197	50389	Cd-113m	23.3 U	143	46.7	3030	0.00 - 0.50
5DN-00197	50389	Cm-243/244	-0.0073 U	0.0258	0.0045	0.0443	0.00 - 0.50
5DN-00197	50389	Co-60	0.0025 U	0.0214	0.0062	0.028	0.00 - 0.50
5DN-00197	50389	Cs-134	0.0029 U	0.0211	0.0071	0.0864	0.00 - 0.50
5DN-00197	50389	Cs-137	0.0539	0.0217	0.0094	0.207	0.00 - 0.50
5DN-00197	50389	Eu-152	0.0063 U	0.053	0.0184	0.0566	0.00 - 0.50
5DN-00197	50389	Eu-154	-0.0491 U	0.11	0.0348	0.15	0.00 - 0.50
5DN-00197	50389	Eu-155	0.0366 U	0.0808	0.025	0.231	0.00 - 0.50
5DN-00197	50389	Ho-166m	-0.0031 U	0.0301	0.009	0.0432	0.00 - 0.50
5DN-00197	50389	K-40	22.6	0.158	1.26	32.4	0.00 - 0.50
5DN-00197	50389	Na-22	0.002 U	0.028	0.0082	0.037	0.00 - 0.50
5DN-00197	50389	Nb-94	0.0032 U	0.0182	0.0054	0.0214	0.00 - 0.50
5DN-00197	50389	Np-236	-0.0131 U	0.0397	0.0121	0.047	0.00 - 0.50
5DN-00197	50389	Np-239	-0.0002 U	0.142	0.0426	0.139	0.00 - 0.50
5DN-00197	50389	Pa-231	-0.734 UJ	0.866	0.33	0.936	0.00 - 0.50
5DN-00197	50389	Pb-212	1.7	0.0427	0.101	2.69	0.00 - 0.50
5DN-00197	50389	Pb-214	1.03	0.0367	0.0507	1.7	0.00 - 0.50
5DN-00197	50389	Pu-238	-0.001 U	0.0175	0.0032	0.0415	0.00 - 0.50
5DN-00197	50389	Pu-239/240	0.0012 U	0.0174	0.0039	0.0404	0.00 - 0.50
5DN-00197	50389	Pu-244	0.0028 U	0.0141	0.0035	0.0313	0.00 - 0.50

Table A.2
Analytical Results Summary
Subarea 5D, Round 1

Sample Location	Sample ID	Analyte Name	Activity	MDC	TPU	RTL	Sample Depth (feet bgs)
5DN-00197	50389	Sb-125	-0.0307 U	0.0548	0.0179	0.354	0.00 - 0.50
5DN-00197	50389	Sn-126	-0.01 U	0.0192	0.0063	0.0237	0.00 - 0.50
5DN-00197	50389	Sr-90	-0.0053 U	0.124	0.0328	0.485	0.00 - 0.50
5DN-00197	50389	Th-228	1.29	0.165	0.15	3.98	0.00 - 0.50
5DN-00197	50389	Th-229	0.0097 U	0.0991	0.0247	0.145	0.00 - 0.50
5DN-00197	50389	Th-230	0.718	0.0234	0.0908	2.2	0.00 - 0.50
5DN-00197	50389	Th-232	1.07	0.0765	0.119	3.1	0.00 - 0.50
5DN-00197	50389	Th-234	1.54 J	0.318	0.18	3.19	0.00 - 0.50
5DN-00197	50389	Tl-208	0.556	0.022	0.0329	0.937	0.00 - 0.50
5DN-00197	50389	Tm-171	-10.2 U	16.5	6.34	72.4	0.00 - 0.50
5DN-00197	50389	U-233/234	0.836	0.0537	0.0874	2.02	0.00 - 0.50
5DN-00197	50389	U-235/236	0.0332	0.0515	0.0177	0.151	0.00 - 0.50
5DN-00197	50389	U-238	0.812	0.0363	0.085	1.8	0.00 - 0.50
5DN-00197	50390	Ac-227	-0.0235 U	0.212	0.0643	0.217	1.00 - 5.00
5DN-00197	50390	Am-241	0.0014 U	0.019	0.0042	0.0454	1.00 - 5.00
5DN-00197	50390	Bi-212	0.978	0.168	0.095	2.15	1.00 - 5.00
5DN-00197	50390	Bi-214	1.03	0.0339	0.0499	1.59	1.00 - 5.00
5DN-00197	50390	Cd-113m	-14.1 U	142	49.2	3030	1.00 - 5.00
5DN-00197	50390	Cm-243/244	0.0014 U	0.0194	0.0043	0.0443	1.00 - 5.00
5DN-00197	50390	Co-60	0.0002 U	0.0204	0.0059	0.028	1.00 - 5.00
5DN-00197	50390	Cs-134	-0.0041 U	0.0185	0.0065	0.0864	1.00 - 5.00
5DN-00197	50390	Cs-137	0.0079 U	0.0194	0.0066	0.207	1.00 - 5.00
5DN-00197	50390	Eu-152	-0.0436 U	0.0515	0.0249	0.0566	1.00 - 5.00
5DN-00197	50390	Eu-154	0.0029 U	0.116	0.0334	0.15	1.00 - 5.00
5DN-00197	50390	Eu-155	0.122 JS	0.0776	0.037	0.231	1.00 - 5.00
5DN-00197	50390	Ho-166m	0.0112 U	0.0307	0.0093	0.0432	1.00 - 5.00
5DN-00197	50390	K-40	20.3	0.14	1.14	32.4	1.00 - 5.00
5DN-00197	50390	Na-22	-0.0038 U	0.0254	0.0085	0.037	1.00 - 5.00
5DN-00197	50390	Nb-94	0.0008 U	0.0175	0.0052	0.0214	1.00 - 5.00
5DN-00197	50390	Np-236	0.017 U	0.0405	0.0133	0.047	1.00 - 5.00
5DN-00197	50390	Np-239	0.0299 U	0.144	0.0434	0.139	1.00 - 5.00
5DN-00197	50390	Pa-231	0.0435 U	0.865	0.298	0.936	1.00 - 5.00
5DN-00197	50390	Pb-212	1.82	0.0418	0.107	2.69	1.00 - 5.00
5DN-00197	50390	Pb-214	1.1	0.0374	0.0536	1.7	1.00 - 5.00

Table A.2
Analytical Results Summary
Subarea 5D, Round 1

Sample Location	Sample ID	Analyte Name	Activity	MDC	TPU	RTL	Sample Depth (feet bgs)
5DN-00197	50390	Pu-238	-0.0042 U	0.0224	0.0039	0.0415	1.00 - 5.00
5DN-00197	50390	Pu-239/240	0.0067	0.006	0.0039	0.0404	1.00 - 5.00
5DN-00197	50390	Pu-244	0.0022	0.006	0.0022	0.0313	1.00 - 5.00
5DN-00197	50390	Sb-125	-0.001 U	0.0554	0.0161	0.354	1.00 - 5.00
5DN-00197	50390	Sn-126	-0.0097 U	0.0192	0.0063	0.0237	1.00 - 5.00
5DN-00197	50390	Sr-90	0.0253 U	0.205	0.0569	0.485	1.00 - 5.00
5DN-00197	50390	Th-228	1.63	0.144	0.133	3.98	1.00 - 5.00
5DN-00197	50390	Th-229	0.0262 U	0.0688	0.0204	0.145	1.00 - 5.00
5DN-00197	50390	Th-230	1.12	0.0142	0.0927	2.2	1.00 - 5.00
5DN-00197	50390	Th-232	1.37	0.0562	0.107	3.1	1.00 - 5.00
5DN-00197	50390	Th-234	1.67 J	0.304	0.171	3.19	1.00 - 5.00
5DN-00197	50390	Tl-208	0.562	0.0225	0.0329	0.937	1.00 - 5.00
5DN-00197	50390	Tm-171	-4.62 U	16	5.73	72.4	1.00 - 5.00
5DN-00197	50390	U-233/234	0.621	0.0617	0.0784	2.02	1.00 - 5.00
5DN-00197	50390	U-235/236	0.0456	0.0206	0.0189	0.151	1.00 - 5.00
5DN-00197	50390	U-238	0.783	0.0392	0.0909	1.8	1.00 - 5.00
5DN-00198	50391	Ac-227	0.0342 U	0.177	0.0543	0.217	0.00 - 0.50
5DN-00198	50391	Am-241	0.0056	0.0076	0.004	0.0454	0.00 - 0.50
5DN-00198	50391	Bi-212	0.979 J	0.27	0.258	2.15	0.00 - 0.50
5DN-00198	50391	Bi-214	0.908	0.0316	0.0467	1.59	0.00 - 0.50
5DN-00198	50391	Cd-113m	-18.9 U	116	35.9	3030	0.00 - 0.50
5DN-00198	50391	Cm-243/244	0.0082 U	0.0261	0.0074	0.0443	0.00 - 0.50
5DN-00198	50391	Co-60	-0.0047 U	0.0213	0.0064	0.028	0.00 - 0.50
5DN-00198	50391	Cs-134	0.0119 SJ	0.0184	0.0067	0.0864	0.00 - 0.50
5DN-00198	50391	Cs-137	0.0149	0.0185	0.0073	0.207	0.00 - 0.50
5DN-00198	50391	Eu-152	-0.0259 U	0.044	0.0172	0.0566	0.00 - 0.50
5DN-00198	50391	Eu-154	-0.0349 U	0.112	0.0349	0.15	0.00 - 0.50
5DN-00198	50391	Eu-155	0.0395 SJ	0.0571	0.0188	0.231	0.00 - 0.50
5DN-00198	50391	Ho-166m	-0.0104 U	0.0271	0.0084	0.0432	0.00 - 0.50
5DN-00198	50391	K-40	22.2	0.143	1.2	32.4	0.00 - 0.50
5DN-00198	50391	Na-22	-0.0058 U	0.0261	0.0078	0.037	0.00 - 0.50
5DN-00198	50391	Nb-94	0.0056 U	0.0166	0.0049	0.0214	0.00 - 0.50
5DN-00198	50391	Np-236	-0.0161 U	0.028	0.0091	0.047	0.00 - 0.50
5DN-00198	50391	Np-239	-0.0012 U	0.113	0.0344	0.139	0.00 - 0.50

Table A.2
Analytical Results Summary
Subarea 5D, Round 1

Sample Location	Sample ID	Analyte Name	Activity	MDC	TPU	RTL	Sample Depth (feet bgs)
5DN-00198	50391	Pa-231	-0.0319 U	0.717	0.221	0.936	0.00 - 0.50
5DN-00198	50391	Pb-212	1.52	0.0349	0.0857	2.69	0.00 - 0.50
5DN-00198	50391	Pb-214	0.97	0.0314	0.048	1.7	0.00 - 0.50
5DN-00198	50391	Pu-238	0.0006 U	0.0145	0.0028	0.0415	0.00 - 0.50
5DN-00198	50391	Pu-239/240	0.0006 U	0.0144	0.0028	0.0404	0.00 - 0.50
5DN-00198	50391	Pu-244	0.0113	0.0061	0.0051	0.0313	0.00 - 0.50
5DN-00198	50391	Sb-125	0.0083 U	0.0497	0.0146	0.354	0.00 - 0.50
5DN-00198	50391	Sn-126	-0.0024 U	0.0182	0.0053	0.0237	0.00 - 0.50
5DN-00198	50391	Sr-90	0.239	0.138	0.0572	0.485	0.00 - 0.50
5DN-00198	50391	Th-228	1.21	0.104	0.132	3.98	0.00 - 0.50
5DN-00198	50391	Th-229	0 U	0.0825	0.0188	0.145	0.00 - 0.50
5DN-00198	50391	Th-230	0.81	0.0207	0.0926	2.2	0.00 - 0.50
5DN-00198	50391	Th-232	0.953	0.0207	0.103	3.1	0.00 - 0.50
5DN-00198	50391	Th-234	1.31 J	0.205	0.145	3.19	0.00 - 0.50
5DN-00198	50391	Tl-208	0.534	0.0214	0.0333	0.937	0.00 - 0.50
5DN-00198	50391	Tm-171	0.856 U	7.62	2.59	72.4	0.00 - 0.50
5DN-00198	50391	U-233/234	0.867	0.0339	0.0839	2.02	0.00 - 0.50
5DN-00198	50391	U-235/236	0.0649	0.0126	0.0179	0.151	0.00 - 0.50
5DN-00198	50391	U-238	0.908	0.0239	0.0868	1.8	0.00 - 0.50
5DN-00198	50392	Ac-227	0.028 U	0.224	0.0686	0.217	1.00 - 5.00
5DN-00198	50392	Am-241	-0.0018 U	0.0159	0.0031	0.0454	1.00 - 5.00
5DN-00198	50392	Bi-212	1.16	0.155	0.1	2.15	1.00 - 5.00
5DN-00198	50392	Bi-214	1.1	0.0326	0.0517	1.59	1.00 - 5.00
5DN-00198	50392	Cd-113m	-30.5 U	150	46.8	3030	1.00 - 5.00
5DN-00198	50392	Cm-243/244	0	0.0069	0.0025	0.0443	1.00 - 5.00
5DN-00198	50392	Co-60	-0.0101 UJ	0.0179	0.006	0.028	1.00 - 5.00
5DN-00198	50392	Cs-134	-0.0032 U	0.0181	0.0064	0.0864	1.00 - 5.00
5DN-00198	50392	Cs-137	0.0169	0.0184	0.0056	0.207	1.00 - 5.00
5DN-00198	50392	Eu-152	-0.0213 U	0.0542	0.0218	0.0566	1.00 - 5.00
5DN-00198	50392	Eu-154	0.0222 U	0.108	0.0314	0.15	1.00 - 5.00
5DN-00198	50392	Eu-155	0.048 SJ	0.0847	0.0274	0.231	1.00 - 5.00
5DN-00198	50392	Ho-166m	-0.0085 U	0.0273	0.0086	0.0432	1.00 - 5.00
5DN-00198	50392	K-40	22	0.162	1.34	32.4	1.00 - 5.00
5DN-00198	50392	Na-22	-0.0034 U	0.023	0.0069	0.037	1.00 - 5.00

Table A.2
Analytical Results Summary
Subarea 5D, Round 1

Sample Location	Sample ID	Analyte Name	Activity	MDC	TPU	RTL	Sample Depth (feet bgs)
5DN-00198	50392	Nb-94	0.0104 SJ	0.0169	0.0055	0.0214	1.00 - 5.00
5DN-00198	50392	Np-236	-0.0163 U	0.042	0.0132	0.047	1.00 - 5.00
5DN-00198	50392	Np-239	0.0312 U	0.15	0.0459	0.139	1.00 - 5.00
5DN-00198	50392	Pa-231	0.488 J	0.94	0.315	0.936	1.00 - 5.00
5DN-00198	50392	Pb-212	1.81	0.0431	0.111	2.69	1.00 - 5.00
5DN-00198	50392	Pb-214	1.24	0.0369	0.0598	1.7	1.00 - 5.00
5DN-00198	50392	Pu-238	-0.0015 U	0.0277	0.005	0.0415	1.00 - 5.00
5DN-00198	50392	Pu-239/240	-0.0031 U	0.0351	0.0071	0.0404	1.00 - 5.00
5DN-00198	50392	Pu-244	-0.0025 U	0.0223	0.0043	0.0313	1.00 - 5.00
5DN-00198	50392	Sb-125	-0.0193 U	0.0536	0.0166	0.354	1.00 - 5.00
5DN-00198	50392	Sn-126	0.0026 U	0.0188	0.0056	0.0237	1.00 - 5.00
5DN-00198	50392	Sr-90	0.377	0.325	0.115	0.485	1.00 - 5.00
5DN-00198	50392	Th-228	1.51	0.123	0.146	3.98	1.00 - 5.00
5DN-00198	50392	Th-229	0.0281 U	0.0845	0.0244	0.145	1.00 - 5.00
5DN-00198	50392	Th-230	0.884	0.0517	0.095	2.2	1.00 - 5.00
5DN-00198	50392	Th-232	1.22	0.0515	0.118	3.1	1.00 - 5.00
5DN-00198	50392	Th-234	1.62 J	0.34	0.181	3.19	1.00 - 5.00
5DN-00198	50392	Tl-208	0.542	0.0199	0.0312	0.937	1.00 - 5.00
5DN-00198	50392	Tm-171	-4.81 U	19.1	6.54	72.4	1.00 - 5.00
5DN-00198	50392	U-233/234	0.729	0.0385	0.0882	2.02	1.00 - 5.00
5DN-00198	50392	U-235/236	0.0642	0.0217	0.0232	0.151	1.00 - 5.00
5DN-00198	50392	U-238	0.857	0.0176	0.0985	1.8	1.00 - 5.00
5DN-00199	50393	Ac-227	-0.0475 U	0.17	0.052	0.217	0.00 - 0.50
5DN-00199	50393	Am-241	-0.0018 U	0.0157	0.003	0.0454	0.00 - 0.50
5DN-00199	50393	Bi-212	1.08	0.167	0.101	2.15	0.00 - 0.50
5DN-00199	50393	Bi-214	1.14	0.0296	0.0534	1.59	0.00 - 0.50
5DN-00199	50393	Cd-113m	29.5 U	118	35.4	3030	0.00 - 0.50
5DN-00199	50393	Cm-243/244	0.0021 U	0.0229	0.0054	0.0443	0.00 - 0.50
5DN-00199	50393	Co-60	0.0109 J	0.0206	0.0064	0.028	0.00 - 0.50
5DN-00199	50393	Cs-134	-0.0073 UJ	0.0177	0.0064	0.0864	0.00 - 0.50
5DN-00199	50393	Cs-137	0.105	0.0165	0.0095	0.207	0.00 - 0.50
5DN-00199	50393	Eu-152	0.0135 U	0.0455	0.0157	0.0566	0.00 - 0.50
5DN-00199	50393	Eu-154	-0.0196 U	0.11	0.0341	0.15	0.00 - 0.50
5DN-00199	50393	Eu-155	0.0939 JS	0.058	0.025	0.231	0.00 - 0.50

Table A.2
Analytical Results Summary
Subarea 5D, Round 1

Sample Location	Sample ID	Analyte Name	Activity	MDC	TPU	RTL	Sample Depth (feet bgs)
5DN-00199	50393	Ho-166m	0.0066 U	0.0275	0.0082	0.0432	0.00 - 0.50
5DN-00199	50393	K-40	24.2	0.122	1.36	32.4	0.00 - 0.50
5DN-00199	50393	Na-22	-0.0011 U	0.0255	0.0075	0.037	0.00 - 0.50
5DN-00199	50393	Nb-94	0.0087 JS	0.016	0.0051	0.0214	0.00 - 0.50
5DN-00199	50393	Np-236	-0.0213 UJ	0.0299	0.0106	0.047	0.00 - 0.50
5DN-00199	50393	Np-239	0.0083 U	0.112	0.033	0.139	0.00 - 0.50
5DN-00199	50393	Pa-231	-0.193 U	0.708	0.225	0.936	0.00 - 0.50
5DN-00199	50393	Pb-212	1.67	0.0346	0.0972	2.69	0.00 - 0.50
5DN-00199	50393	Pb-214	1.21	0.0317	0.0559	1.7	0.00 - 0.50
5DN-00199	50393	Pu-238	-0.0027 U	0.0149	0.0027	0.0415	0.00 - 0.50
5DN-00199	50393	Pu-239/240	0.0086	0.0149	0.005	0.0404	0.00 - 0.50
5DN-00199	50393	Pu-244	0.0062	0.012	0.004	0.0313	0.00 - 0.50
5DN-00199	50393	Sb-125	-0.0014 U	0.0497	0.0151	0.354	0.00 - 0.50
5DN-00199	50393	Sn-126	-0.0027 U	0.0171	0.0051	0.0237	0.00 - 0.50
5DN-00199	50393	Sr-90	0.0582 U	0.279	0.0807	0.485	0.00 - 0.50
5DN-00199	50393	Th-228	1.49	0.0889	0.142	3.98	0.00 - 0.50
5DN-00199	50393	Th-229	-0.0263 U	0.0927	0.0186	0.145	0.00 - 0.50
5DN-00199	50393	Th-230	0.905	0.0483	0.0937	2.2	0.00 - 0.50
5DN-00199	50393	Th-232	1.13	0.0481	0.109	3.1	0.00 - 0.50
5DN-00199	50393	Th-234	1.82	0.23	0.158	3.19	0.00 - 0.50
5DN-00199	50393	Tl-208	0.547	0.02	0.0323	0.937	0.00 - 0.50
5DN-00199	50393	Tm-171	2.02 U	12.3	4.14	72.4	0.00 - 0.50
5DN-00199	50393	U-233/234	1.8	0.0156	0.167	2.02	0.00 - 0.50
5DN-00199	50393	U-235/236	0.0924	0.0193	0.0265	0.151	0.00 - 0.50
5DN-00199	50393	U-238	1.04	0.0453	0.109	1.8	0.00 - 0.50
5DN-00199	50394	Ac-227	0.0493 U	0.223	0.0677	0.217	1.00 - 5.00
5DN-00199	50394	Am-241	0.007	0.0063	0.0041	0.0454	1.00 - 5.00
5DN-00199	50394	Bi-212	1.02 J	0.18	0.118	2.15	1.00 - 5.00
5DN-00199	50394	Bi-214	1.07	0.0355	0.0524	1.59	1.00 - 5.00
5DN-00199	50394	Cd-113m	-74.4 U	149	55.2	3030	1.00 - 5.00
5DN-00199	50394	Cm-243/244	-0.0028 U	0.0216	0.0038	0.0443	1.00 - 5.00
5DN-00199	50394	Co-60	-0.0011 UJ	0.022	0.0064	0.028	1.00 - 5.00
5DN-00199	50394	Cs-134	0.0052 U	0.0206	0.007	0.0864	1.00 - 5.00
5DN-00199	50394	Cs-137	-0.001 U	0.0209	0.0062	0.207	1.00 - 5.00

Table A.2
Analytical Results Summary
Subarea 5D, Round 1

Sample Location	Sample ID	Analyte Name	Activity	MDC	TPU	RTL	Sample Depth (feet bgs)
5DN-00199	50394	Eu-152	-0.0129 U	0.0549	0.0186	0.0566	1.00 - 5.00
5DN-00199	50394	Eu-154	-0.0917 UJ	0.112	0.0405	0.15	1.00 - 5.00
5DN-00199	50394	Eu-155	0.12 SJ	0.078	0.0345	0.231	1.00 - 5.00
5DN-00199	50394	Ho-166m	0.0229 SJ	0.0327	0.0107	0.0432	1.00 - 5.00
5DN-00199	50394	K-40	21	0.148	1.18	32.4	1.00 - 5.00
5DN-00199	50394	Na-22	-0.0037 U	0.0267	0.0079	0.037	1.00 - 5.00
5DN-00199	50394	Nb-94	0.0022 UJ	0.0182	0.0054	0.0214	1.00 - 5.00
5DN-00199	50394	Np-236	-0.0059 U	0.041	0.0131	0.047	1.00 - 5.00
5DN-00199	50394	Np-239	-0.0116 U	0.146	0.0441	0.139	1.00 - 5.00
5DN-00199	50394	Pa-231	0.0012 U	0.887	0.278	0.936	1.00 - 5.00
5DN-00199	50394	Pb-212	1.82	0.043	0.107	2.69	1.00 - 5.00
5DN-00199	50394	Pb-214	1.2	0.0391	0.0574	1.7	1.00 - 5.00
5DN-00199	50394	Pu-238	-0.0015 U	0.0259	0.0047	0.0415	1.00 - 5.00
5DN-00199	50394	Pu-239/240	0.0098	0.0089	0.0057	0.0404	1.00 - 5.00
5DN-00199	50394	Pu-244	0.0098	0.0089	0.0057	0.0313	1.00 - 5.00
5DN-00199	50394	Sb-125	-0.0021 U	0.0558	0.0162	0.354	1.00 - 5.00
5DN-00199	50394	Sn-126	0.0045 U	0.0207	0.0061	0.0237	1.00 - 5.00
5DN-00199	50394	Sr-90	-0.0313 U	0.304	0.0818	0.485	1.00 - 5.00
5DN-00199	50394	Th-228	1.57	0.0879	0.147	3.98	1.00 - 5.00
5DN-00199	50394	Th-229	0.0615	0.0185	0.0208	0.145	1.00 - 5.00
5DN-00199	50394	Th-230	0.921	0.0185	0.0957	2.2	1.00 - 5.00
5DN-00199	50394	Th-232	1.28	0.0184	0.119	3.1	1.00 - 5.00
5DN-00199	50394	Th-234	1.71 J	0.328	0.178	3.19	1.00 - 5.00
5DN-00199	50394	Tl-208	0.586	0.0221	0.0345	0.937	1.00 - 5.00
5DN-00199	50394	Tm-171	-6.14 U	16.3	5.94	72.4	1.00 - 5.00
5DN-00199	50394	U-233/234	0.824	0.0819	0.109	2.02	1.00 - 5.00
5DN-00199	50394	U-235/236	0.0708	0.0656	0.0305	0.151	1.00 - 5.00
5DN-00199	50394	U-238	0.691	0.0742	0.0967	1.8	1.00 - 5.00
5DN-00200	50395	Ac-227	0.0014 U	0.201	0.0586	0.217	0.00 - 0.50
5DN-00200	50395	Am-241	0.0104	0.0057	0.0047	0.0454	0.00 - 0.50
5DN-00200	50395	Bi-212	1.17	0.178	0.108	2.15	0.00 - 0.50
5DN-00200	50395	Bi-214	1.08	0.032	0.0507	1.59	0.00 - 0.50
5DN-00200	50395	Cd-113m	29.1 U	133	40.3	3030	0.00 - 0.50
5DN-00200	50395	Cm-243/244	-0.0056 U	0.0233	0.0041	0.0443	0.00 - 0.50

Table A.2
Analytical Results Summary
Subarea 5D, Round 1

Sample Location	Sample ID	Analyte Name	Activity	MDC	TPU	RTL	Sample Depth (feet bgs)
5DN-00200	50395	Co-60	0.0086 UJ	0.0211	0.0062	0.028	0.00 - 0.50
5DN-00200	50395	Cs-134	-0.0065 UJ	0.0184	0.0068	0.0864	0.00 - 0.50
5DN-00200	50395	Cs-137	0.044	0.0181	0.0083	0.207	0.00 - 0.50
5DN-00200	50395	Eu-152	0.0079 U	0.0485	0.0163	0.0566	0.00 - 0.50
5DN-00200	50395	Eu-154	-0.0209 U	0.107	0.0325	0.15	0.00 - 0.50
5DN-00200	50395	Eu-155	0.125 JS	0.0694	0.0323	0.231	0.00 - 0.50
5DN-00200	50395	Ho-166m	0.0002 U	0.0275	0.008	0.0432	0.00 - 0.50
5DN-00200	50395	K-40	24	0.141	1.36	32.4	0.00 - 0.50
5DN-00200	50395	Na-22	-0.0008 U	0.0253	0.0076	0.037	0.00 - 0.50
5DN-00200	50395	Nb-94	0.0086 JS	0.0165	0.005	0.0214	0.00 - 0.50
5DN-00200	50395	Np-236	-0.0233 U	0.0348	0.0126	0.047	0.00 - 0.50
5DN-00200	50395	Np-239	0.0409 U	0.131	0.039	0.139	0.00 - 0.50
5DN-00200	50395	Pa-231	-0.0342 U	0.813	0.247	0.936	0.00 - 0.50
5DN-00200	50395	Pb-212	1.87	0.0411	0.113	2.69	0.00 - 0.50
5DN-00200	50395	Pb-214	1.18	0.0339	0.0576	1.7	0.00 - 0.50
5DN-00200	50395	Pu-238	-0.0024 U	0.0185	0.0033	0.0415	0.00 - 0.50
5DN-00200	50395	Pu-239/240	0.0017 U	0.0184	0.0043	0.0404	0.00 - 0.50
5DN-00200	50395	Pu-244	0.0072	0.016	0.005	0.0313	0.00 - 0.50
5DN-00200	50395	Sb-125	0.0195 U	0.0523	0.016	0.354	0.00 - 0.50
5DN-00200	50395	Sn-126	-0.0005 U	0.0179	0.0052	0.0237	0.00 - 0.50
5DN-00200	50395	Sr-90	0.0751 U	0.28	0.0825	0.485	0.00 - 0.50
5DN-00200	50395	Th-228	1.9 L	0.134	0.173	3.98	0.00 - 0.50
5DN-00200	50395	Th-229	0.0142 LU	0.0659	0.0174	0.145	0.00 - 0.50
5DN-00200	50395	Th-230	0.955 L	0.0658	0.0998	2.2	0.00 - 0.50
5DN-00200	50395	Th-232	1.19 L	0.0191	0.114	3.1	0.00 - 0.50
5DN-00200	50395	Th-234	1.4 J	0.281	0.143	3.19	0.00 - 0.50
5DN-00200	50395	Tl-208	0.558	0.0207	0.0323	0.937	0.00 - 0.50
5DN-00200	50395	Tm-171	-8.68 U	13.1	4.94	72.4	0.00 - 0.50
5DN-00200	50395	U-233/234	0.765	0.04	0.084	2.02	0.00 - 0.50
5DN-00200	50395	U-235/236	0.0502	0.017	0.0181	0.151	0.00 - 0.50
5DN-00200	50395	U-238	0.793	0.0323	0.086	1.8	0.00 - 0.50
5DN-00200	50396	Ac-227	-0.0697 U	0.233	0.074	0.217	1.00 - 5.00
5DN-00200	50396	Am-241	0.0103	0.0153	0.0057	0.0454	1.00 - 5.00
5DN-00200	50396	Bi-212	1.25	0.178	0.106	2.15	1.00 - 5.00

Table A.2
Analytical Results Summary
Subarea 5D, Round 1

Sample Location	Sample ID	Analyte Name	Activity	MDC	TPU	RTL	Sample Depth (feet bgs)
5DN-00200	50396	Bi-214	0.979	0.0369	0.0472	1.59	1.00 - 5.00
5DN-00200	50396	Cd-113m	58.6 U	159	53.6	3030	1.00 - 5.00
5DN-00200	50396	Cm-243/244	-0.0121 U	0.0365	0.0072	0.0443	1.00 - 5.00
5DN-00200	50396	Co-60	-0.0045 U	0.0207	0.0062	0.028	1.00 - 5.00
5DN-00200	50396	Cs-134	0.0121 SJ	0.0208	0.0074	0.0864	1.00 - 5.00
5DN-00200	50396	Cs-137	0.0056 U	0.0207	0.0071	0.207	1.00 - 5.00
5DN-00200	50396	Eu-152	0.0031 U	0.0586	0.0248	0.0566	1.00 - 5.00
5DN-00200	50396	Eu-154	0.0612 J	0.118	0.0405	0.15	1.00 - 5.00
5DN-00200	50396	Eu-155	0.123 SJ	0.0864	0.037	0.231	1.00 - 5.00
5DN-00200	50396	Ho-166m	0.0123 U	0.032	0.0098	0.0432	1.00 - 5.00
5DN-00200	50396	K-40	23.4	0.159	1.43	32.4	1.00 - 5.00
5DN-00200	50396	Na-22	-0.0049 U	0.0256	0.0077	0.037	1.00 - 5.00
5DN-00200	50396	Nb-94	0.0002 U	0.0179	0.0054	0.0214	1.00 - 5.00
5DN-00200	50396	Np-236	-0.0014 U	0.0442	0.0143	0.047	1.00 - 5.00
5DN-00200	50396	Np-239	0.0075 U	0.158	0.048	0.139	1.00 - 5.00
5DN-00200	50396	Pa-231	-0.0054 U	0.992	0.349	0.936	1.00 - 5.00
5DN-00200	50396	Pb-212	2	0.0462	0.123	2.69	1.00 - 5.00
5DN-00200	50396	Pb-214	1.11	0.0406	0.0554	1.7	1.00 - 5.00
5DN-00200	50396	Pu-238	0.0012 U	0.017	0.0038	0.0415	1.00 - 5.00
5DN-00200	50396	Pu-239/240	0.0055 U	0.0169	0.0048	0.0404	1.00 - 5.00
5DN-00200	50396	Pu-244	0.0064	0.0058	0.0037	0.0313	1.00 - 5.00
5DN-00200	50396	Sb-125	0.0044 U	0.0575	0.0168	0.354	1.00 - 5.00
5DN-00200	50396	Sn-126	-0.0049 U	0.0192	0.0059	0.0237	1.00 - 5.00
5DN-00200	50396	Sr-90	0.219	0.208	0.0756	0.485	1.00 - 5.00
5DN-00200	50396	Th-228	1.53	0.146	0.147	3.98	1.00 - 5.00
5DN-00200	50396	Th-229	0.0066 U	0.0797	0.0199	0.145	1.00 - 5.00
5DN-00200	50396	Th-230	0.748	0.0487	0.0832	2.2	1.00 - 5.00
5DN-00200	50396	Th-232	1.31	0.0179	0.12	3.1	1.00 - 5.00
5DN-00200	50396	Th-234	1.53 J	0.368	0.18	3.19	1.00 - 5.00
5DN-00200	50396	Tl-208	0.589	0.0234	0.0336	0.937	1.00 - 5.00
5DN-00200	50396	Tm-171	-7.83 U	20.7	7.26	72.4	1.00 - 5.00
5DN-00200	50396	U-233/234	0.666	0.0407	0.0666	2.02	1.00 - 5.00
5DN-00200	50396	U-235/236	0.0267	0.032	0.0124	0.151	1.00 - 5.00
5DN-00200	50396	U-238	0.824	0.0384	0.078	1.8	1.00 - 5.00

Table A.2
Analytical Results Summary
Subarea 5D, Round 1

Sample Location	Sample ID	Analyte Name	Activity	MDC	TPU	RTL	Sample Depth (feet bgs)
5DN-00201	50397	Ac-227	-0.015 U	0.192	0.0582	0.217	0.00 - 0.50
5DN-00201	50397	Am-241	-0.0003 U	0.0175	0.0037	0.0454	0.00 - 0.50
5DN-00201	50397	Bi-212	1.18	0.156	0.0924	2.15	0.00 - 0.50
5DN-00201	50397	Bi-214	0.928	0.0301	0.0448	1.59	0.00 - 0.50
5DN-00201	50397	Cd-113m	-19 U	124	39.3	3030	0.00 - 0.50
5DN-00201	50397	Cm-243/244	-0.0009 U	0.0156	0.0028	0.0443	0.00 - 0.50
5DN-00201	50397	Co-60	0.0007 UJ	0.0189	0.0055	0.028	0.00 - 0.50
5DN-00201	50397	Cs-134	-0.0055 UJ	0.0174	0.0062	0.0864	0.00 - 0.50
5DN-00201	50397	Cs-137	0.0633	0.0192	0.0086	0.207	0.00 - 0.50
5DN-00201	50397	Eu-152	-0.0023 U	0.0462	0.0153	0.0566	0.00 - 0.50
5DN-00201	50397	Eu-154	-0.0381 U	0.102	0.0315	0.15	0.00 - 0.50
5DN-00201	50397	Eu-155	0.115 JS	0.0687	0.03	0.231	0.00 - 0.50
5DN-00201	50397	Ho-166m	-0.0117 U	0.0264	0.0085	0.0432	0.00 - 0.50
5DN-00201	50397	K-40	22.4	0.124	1.25	32.4	0.00 - 0.50
5DN-00201	50397	Na-22	-0.008 U	0.0245	0.0076	0.037	0.00 - 0.50
5DN-00201	50397	Nb-94	0.0008 U	0.016	0.0048	0.0214	0.00 - 0.50
5DN-00201	50397	Np-236	-0.015 U	0.0347	0.0112	0.047	0.00 - 0.50
5DN-00201	50397	Np-239	-0.0067 U	0.123	0.0372	0.139	0.00 - 0.50
5DN-00201	50397	Pa-231	-0.0122 U	0.778	0.244	0.936	0.00 - 0.50
5DN-00201	50397	Pb-212	1.89	0.0395	0.11	2.69	0.00 - 0.50
5DN-00201	50397	Pb-214	1.04	0.0321	0.0494	1.7	0.00 - 0.50
5DN-00201	50397	Pu-238	0.0018 U	0.0188	0.0044	0.0415	0.00 - 0.50
5DN-00201	50397	Pu-239/240	0.0027 U	0.0132	0.0033	0.0404	0.00 - 0.50
5DN-00201	50397	Pu-244	-0.0015 U	0.0132	0.0026	0.0313	0.00 - 0.50
5DN-00201	50397	Sb-125	-0.0076 U	0.0491	0.0145	0.354	0.00 - 0.50
5DN-00201	50397	Sn-126	-0.006 U	0.0168	0.0053	0.0237	0.00 - 0.50
5DN-00201	50397	Sr-90	0.0719 U	0.314	0.0914	0.485	0.00 - 0.50
5DN-00201	50397	Th-228	1.9	0.106	0.168	3.98	0.00 - 0.50
5DN-00201	50397	Th-229	0.0065 U	0.0775	0.0194	0.145	0.00 - 0.50
5DN-00201	50397	Th-230	0.766	0.0474	0.0835	2.2	0.00 - 0.50
5DN-00201	50397	Th-232	1.21	0.0174	0.113	3.1	0.00 - 0.50
5DN-00201	50397	Th-234	1.45 J	0.283	0.147	3.19	0.00 - 0.50
5DN-00201	50397	Tl-208	0.588	0.0193	0.0342	0.937	0.00 - 0.50
5DN-00201	50397	Tm-171	-9.86 U	14.7	5.72	72.4	0.00 - 0.50

Table A.2
Analytical Results Summary
Subarea 5D, Round 1

Sample Location	Sample ID	Analyte Name	Activity	MDC	TPU	RTL	Sample Depth (feet bgs)
5DN-00201	50397	U-233/234	0.612	0.0443	0.0745	2.02	0.00 - 0.50
5DN-00201	50397	U-235/236	0.0763	0.0188	0.0237	0.151	0.00 - 0.50
5DN-00201	50397	U-238	0.763	0.0152	0.0862	1.8	0.00 - 0.50
5DN-00201	50398	Ac-227	-0.104 U	0.234	0.0774	0.217	1.00 - 5.00
5DN-00201	50398	Am-241	0.0031 U	0.0155	0.0039	0.0454	1.00 - 5.00
5DN-00201	50398	Bi-212	1.09	0.189	0.105	2.15	1.00 - 5.00
5DN-00201	50398	Bi-214	0.947	0.0358	0.0466	1.59	1.00 - 5.00
5DN-00201	50398	Cd-113m	-210 UJ	154	72.5	3030	1.00 - 5.00
5DN-00201	50398	Cm-243/244	0.0003 U	0.0248	0.0056	0.0443	1.00 - 5.00
5DN-00201	50398	Co-60	0.002 U	0.0227	0.0066	0.028	1.00 - 5.00
5DN-00201	50398	Cs-134	0.0015 U	0.0206	0.0069	0.0864	1.00 - 5.00
5DN-00201	50398	Cs-137	-0.0112 U	0.0206	0.0067	0.207	1.00 - 5.00
5DN-00201	50398	Eu-152	0.0093 U	0.0593	0.0201	0.0566	1.00 - 5.00
5DN-00201	50398	Eu-154	0.0679 J	0.132	0.0413	0.15	1.00 - 5.00
5DN-00201	50398	Eu-155	0.0889 SJ	0.0949	0.0347	0.231	1.00 - 5.00
5DN-00201	50398	Ho-166m	-0.0154 U	0.0326	0.0105	0.0432	1.00 - 5.00
5DN-00201	50398	K-40	20.3	0.162	1.27	32.4	1.00 - 5.00
5DN-00201	50398	Na-22	-0.0034 U	0.0291	0.0086	0.037	1.00 - 5.00
5DN-00201	50398	Nb-94	-0.0005 U	0.0192	0.0056	0.0214	1.00 - 5.00
5DN-00201	50398	Np-236	0.0033 U	0.0457	0.0136	0.047	1.00 - 5.00
5DN-00201	50398	Np-239	-0.0211 U	0.158	0.0489	0.139	1.00 - 5.00
5DN-00201	50398	Pa-231	-0.744 UJ	0.941	0.35	0.936	1.00 - 5.00
5DN-00201	50398	Pb-212	1.8	0.0479	0.12	2.69	1.00 - 5.00
5DN-00201	50398	Pb-214	1.01	0.042	0.0536	1.7	1.00 - 5.00
5DN-00201	50398	Pu-238	0.0006 U	0.0145	0.0028	0.0415	1.00 - 5.00
5DN-00201	50398	Pu-239/240	0.0029 U	0.0145	0.0036	0.0404	1.00 - 5.00
5DN-00201	50398	Pu-244	0.0052	0.0145	0.0043	0.0313	1.00 - 5.00
5DN-00201	50398	Sb-125	-0.0011 U	0.06	0.0179	0.354	1.00 - 5.00
5DN-00201	50398	Sn-126	0.0035 U	0.0209	0.0061	0.0237	1.00 - 5.00
5DN-00201	50398	Sr-90	0.105 U	0.278	0.0835	0.485	1.00 - 5.00
5DN-00201	50398	Th-228	1.35 J	0.0889	0.158	3.98	1.00 - 5.00
5DN-00201	50398	Th-229	0.0408	0.0904	0.0283	0.145	1.00 - 5.00
5DN-00201	50398	Th-230	0.696	0.104	0.1	2.2	1.00 - 5.00
5DN-00201	50398	Th-232	1.02	0.0727	0.123	3.1	1.00 - 5.00

Table A.2
Analytical Results Summary
Subarea 5D, Round 1

Sample Location	Sample ID	Analyte Name	Activity	MDC	TPU	RTL	Sample Depth (feet bgs)
5DN-00201	50398	Th-234	1.56 J	0.48	0.413	3.19	1.00 - 5.00
5DN-00201	50398	Tl-208	0.536	0.0234	0.0318	0.937	1.00 - 5.00
5DN-00201	50398	Tm-171	-23.7 UJ	25.9	9.61	72.4	1.00 - 5.00
5DN-00201	50398	U-233/234	0.761	0.032	0.0712	2.02	1.00 - 5.00
5DN-00201	50398	U-235/236	0.0243	0.0345	0.0125	0.151	1.00 - 5.00
5DN-00201	50398	U-238	0.767	0.032	0.0716	1.8	1.00 - 5.00
5DN-00202	50399	Ac-227	-0.102 U	0.165	0.0549	0.217	0.00 - 0.50
5DN-00202	50399	Am-241	0.0098	0.0191	0.0061	0.0454	0.00 - 0.50
5DN-00202	50399	Bi-212	0.927	0.141	0.0837	2.15	0.00 - 0.50
5DN-00202	50399	Bi-214	0.956	0.0257	0.044	1.59	0.00 - 0.50
5DN-00202	50399	Cd-113m	39.8 U	115	35.7	3030	0.00 - 0.50
5DN-00202	50399	Cm-243/244	0.0013 U	0.0228	0.0056	0.0443	0.00 - 0.50
5DN-00202	50399	Co-60	-0.0017 U	0.0158	0.0046	0.028	0.00 - 0.50
5DN-00202	50399	Cs-134	0.0034 U	0.0158	0.0055	0.0864	0.00 - 0.50
5DN-00202	50399	Cs-137	0.0434	0.0165	0.0072	0.207	0.00 - 0.50
5DN-00202	50399	Eu-152	-0.0041 U	0.0421	0.013	0.0566	0.00 - 0.50
5DN-00202	50399	Eu-154	-0.0026 U	0.0887	0.0263	0.15	0.00 - 0.50
5DN-00202	50399	Eu-155	0.054 JS	0.0605	0.0231	0.231	0.00 - 0.50
5DN-00202	50399	Ho-166m	-0.0063 U	0.0224	0.0068	0.0432	0.00 - 0.50
5DN-00202	50399	K-40	19.6	0.109	1.11	32.4	0.00 - 0.50
5DN-00202	50399	Na-22	-0.0004 U	0.0212	0.0068	0.037	0.00 - 0.50
5DN-00202	50399	Nb-94	0.008 JS	0.0135	0.0042	0.0214	0.00 - 0.50
5DN-00202	50399	Np-236	0.0014 U	0.0314	0.0096	0.047	0.00 - 0.50
5DN-00202	50399	Np-239	-0.0083 U	0.113	0.0333	0.139	0.00 - 0.50
5DN-00202	50399	Pa-231	0.0714 U	0.685	0.208	0.936	0.00 - 0.50
5DN-00202	50399	Pb-212	1.69	0.0344	0.102	2.69	0.00 - 0.50
5DN-00202	50399	Pb-214	1.05	0.0292	0.0508	1.7	0.00 - 0.50
5DN-00202	50399	Pu-238	0	0.0061	0.0023	0.0415	0.00 - 0.50
5DN-00202	50399	Pu-239/240	0.0051	0.0143	0.0042	0.0404	0.00 - 0.50
5DN-00202	50399	Pu-244	0.0045	0.0061	0.0032	0.0313	0.00 - 0.50
5DN-00202	50399	Sb-125	-0.0158 U	0.0429	0.0136	0.354	0.00 - 0.50
5DN-00202	50399	Sn-126	0.0016 U	0.0146	0.0042	0.0237	0.00 - 0.50
5DN-00202	50399	Sr-90	0.079 U	0.238	0.0707	0.485	0.00 - 0.50
5DN-00202	50399	Th-228	1.42	0.0964	0.142	3.98	0.00 - 0.50

Table A.2
Analytical Results Summary
Subarea 5D, Round 1

Sample Location	Sample ID	Analyte Name	Activity	MDC	TPU	RTL	Sample Depth (feet bgs)
5DN-00202	50399	Th-229	0.0142 U	0.0522	0.0142	0.145	0.00 - 0.50
5DN-00202	50399	Th-230	0.644	0.0657	0.0788	2.2	0.00 - 0.50
5DN-00202	50399	Th-232	1.06	0.0191	0.107	3.1	0.00 - 0.50
5DN-00202	50399	Th-234	1.28	0.242	0.124	3.19	0.00 - 0.50
5DN-00202	50399	Tl-208	0.532	0.0168	0.0305	0.937	0.00 - 0.50
5DN-00202	50399	Tm-171	-4.16 U	11.6	4.03	72.4	0.00 - 0.50
5DN-00202	50399	U-233/234	0.664	0.0392	0.0699	2.02	0.00 - 0.50
5DN-00202	50399	U-235/236	0.0545	0.0308	0.0175	0.151	0.00 - 0.50
5DN-00202	50399	U-238	0.808	0.0309	0.0805	1.8	0.00 - 0.50
5DN-00202	50400	Ac-227	0.0015 U	0.24	0.0707	0.217	1.00 - 5.00
5DN-00202	50400	Am-241	0.0033 U	0.0165	0.0041	0.0454	1.00 - 5.00
5DN-00202	50400	Bi-212	1.04 J	0.333	0.275	2.15	1.00 - 5.00
5DN-00202	50400	Bi-214	0.862	0.0397	0.045	1.59	1.00 - 5.00
5DN-00202	50400	Cd-113m	-2.69 U	159	48.4	3030	1.00 - 5.00
5DN-00202	50400	Cm-243/244	0.0034 U	0.0168	0.0042	0.0443	1.00 - 5.00
5DN-00202	50400	Co-60	-0.003 U	0.0255	0.0075	0.028	1.00 - 5.00
5DN-00202	50400	Cs-134	0.0058 U	0.0232	0.0077	0.0864	1.00 - 5.00
5DN-00202	50400	Cs-137	-0.0098 U	0.0237	0.0075	0.207	1.00 - 5.00
5DN-00202	50400	Eu-152	0.003 U	0.0618	0.0199	0.0566	1.00 - 5.00
5DN-00202	50400	Eu-154	-0.0692 U	0.128	0.0416	0.15	1.00 - 5.00
5DN-00202	50400	Eu-155	0.0548 JS	0.0902	0.0298	0.231	1.00 - 5.00
5DN-00202	50400	Ho-166m	0.0008 U	0.0349	0.0102	0.0432	1.00 - 5.00
5DN-00202	50400	K-40	20.6	0.179	1.25	32.4	1.00 - 5.00
5DN-00202	50400	Na-22	0.0032 U	0.0331	0.0096	0.037	1.00 - 5.00
5DN-00202	50400	Nb-94	0.0041 U	0.0203	0.006	0.0214	1.00 - 5.00
5DN-00202	50400	Np-236	0.005 U	0.044	0.0134	0.047	1.00 - 5.00
5DN-00202	50400	Np-239	-0.0702 UJ	0.157	0.0497	0.139	1.00 - 5.00
5DN-00202	50400	Pa-231	-0.456 U	0.982	0.316	0.936	1.00 - 5.00
5DN-00202	50400	Pb-212	1.91	0.0473	0.129	2.69	1.00 - 5.00
5DN-00202	50400	Pb-214	0.963	0.0428	0.0535	1.7	1.00 - 5.00
5DN-00202	50400	Pu-238	-0.0004 U	0.0213	0.0044	0.0415	1.00 - 5.00
5DN-00202	50400	Pu-239/240	0.0007 U	0.0149	0.0029	0.0404	1.00 - 5.00
5DN-00202	50400	Pu-244	0.0047	0.0064	0.0033	0.0313	1.00 - 5.00
5DN-00202	50400	Sb-125	0.0041 U	0.0623	0.0187	0.354	1.00 - 5.00

Table A.2
Analytical Results Summary
Subarea 5D, Round 1

Sample Location	Sample ID	Analyte Name	Activity	MDC	TPU	RTL	Sample Depth (feet bgs)
5DN-00202	50400	Sn-126	0.0024 U	0.0219	0.0064	0.0237	1.00 - 5.00
5DN-00202	50400	Sr-90	0.0723 U	0.309	0.0877	0.485	1.00 - 5.00
5DN-00202	50400	Th-228	1.53	0.0781	0.146	3.98	1.00 - 5.00
5DN-00202	50400	Th-229	0.0348	0.0647	0.021	0.145	1.00 - 5.00
5DN-00202	50400	Th-230	1.03	0.0188	0.104	2.2	1.00 - 5.00
5DN-00202	50400	Th-232	1.4	0.0188	0.128	3.1	1.00 - 5.00
5DN-00202	50400	Th-234	1.79 J	0.361	0.208	3.19	1.00 - 5.00
5DN-00202	50400	Tl-208	0.598	0.0253	0.0369	0.937	1.00 - 5.00
5DN-00202	50400	Tm-171	-8.48 U	22.2	7.72	72.4	1.00 - 5.00
5DN-00202	50400	U-233/234	0.643	0.0159	0.0779	2.02	1.00 - 5.00
5DN-00202	50400	U-235/236	0.0217	0.0196	0.0126	0.151	1.00 - 5.00
5DN-00202	50400	U-238	0.875	0.0462	0.0974	1.8	1.00 - 5.00
5DN-00203	50401	Ac-227	0.0695 U	0.204	0.0633	0.217	0.00 - 0.50
5DN-00203	50401	Am-241	0.0012 U	0.0168	0.0037	0.0454	0.00 - 0.50
5DN-00203	50401	Bi-212	1.01 J	0.17	0.105	2.15	0.00 - 0.50
5DN-00203	50401	Bi-214	1.07	0.0308	0.0505	1.59	0.00 - 0.50
5DN-00203	50401	Cd-113m	-29.1 U	135	43.2	3030	0.00 - 0.50
5DN-00203	50401	Cm-243/244	0	0.0059	0.0022	0.0443	0.00 - 0.50
5DN-00203	50401	Co-60	-0.0026 U	0.0198	0.0059	0.028	0.00 - 0.50
5DN-00203	50401	Cs-134	0.0013 U	0.0188	0.0064	0.0864	0.00 - 0.50
5DN-00203	50401	Cs-137	0.0708	0.0174	0.0084	0.207	0.00 - 0.50
5DN-00203	50401	Eu-152	0.0055 U	0.05	0.0175	0.0566	0.00 - 0.50
5DN-00203	50401	Eu-154	-0.0742 UJ	0.106	0.0368	0.15	0.00 - 0.50
5DN-00203	50401	Eu-155	0.0598 SJ	0.0714	0.0252	0.231	0.00 - 0.50
5DN-00203	50401	Ho-166m	-0.0073 U	0.0276	0.0086	0.0432	0.00 - 0.50
5DN-00203	50401	K-40	23.6	0.139	1.41	32.4	0.00 - 0.50
5DN-00203	50401	Na-22	-0.0082 U	0.0251	0.0078	0.037	0.00 - 0.50
5DN-00203	50401	Nb-94	0.0079 J	0.0159	0.005	0.0214	0.00 - 0.50
5DN-00203	50401	Np-236	-0.0136 U	0.0362	0.0112	0.047	0.00 - 0.50
5DN-00203	50401	Np-239	0.0385 U	0.134	0.0411	0.139	0.00 - 0.50
5DN-00203	50401	Pa-231	-0.174 U	0.835	0.28	0.936	0.00 - 0.50
5DN-00203	50401	Pb-212	1.73	0.0412	0.107	2.69	0.00 - 0.50
5DN-00203	50401	Pb-214	1.19	0.0348	0.0591	1.7	0.00 - 0.50
5DN-00203	50401	Pu-238	0	0.0062	0.0023	0.0415	0.00 - 0.50

Table A.2
Analytical Results Summary
Subarea 5D, Round 1

Sample Location	Sample ID	Analyte Name	Activity	MDC	TPU	RTL	Sample Depth (feet bgs)
5DN-00203	50401	Pu-239/240	0.0003 U	0.0228	0.0051	0.0404	0.00 - 0.50
5DN-00203	50401	Pu-244	-0.002 U	0.0228	0.0046	0.0313	0.00 - 0.50
5DN-00203	50401	Sb-125	-0.0057 U	0.0527	0.0155	0.354	0.00 - 0.50
5DN-00203	50401	Sn-126	-0.0002 U	0.0173	0.0052	0.0237	0.00 - 0.50
5DN-00203	50401	Sr-90	0.0027 U	0.108	0.0281	0.485	0.00 - 0.50
5DN-00203	50401	Th-228	1.46 J	0.127	0.162	3.98	0.00 - 0.50
5DN-00203	50401	Th-229	0.0187 U	0.101	0.0265	0.145	0.00 - 0.50
5DN-00203	50401	Th-230	0.989	0.0253	0.114	2.2	0.00 - 0.50
5DN-00203	50401	Th-232	1.13	0.0252	0.125	3.1	0.00 - 0.50
5DN-00203	50401	Th-234	1.63	0.289	0.158	3.19	0.00 - 0.50
5DN-00203	50401	Tl-208	0.557	0.0209	0.0313	0.937	0.00 - 0.50
5DN-00203	50401	Tm-171	-9.63 U	13.9	5.44	72.4	0.00 - 0.50
5DN-00203	50401	U-233/234	0.629	0.0223	0.0647	2.02	0.00 - 0.50
5DN-00203	50401	U-235/236	0.0674	0.0341	0.019	0.151	0.00 - 0.50
5DN-00203	50401	U-238	0.72	0.0276	0.0716	1.8	0.00 - 0.50
5DN-00203	50402	Ac-227	0.0018 U	0.196	0.0578	0.217	1.00 - 5.00
5DN-00203	50402	Am-241	0.0048	0.0133	0.0039	0.0454	1.00 - 5.00
5DN-00203	50402	Bi-212	0.989	0.147	0.0967	2.15	1.00 - 5.00
5DN-00203	50402	Bi-214	0.724	0.0287	0.0369	1.59	1.00 - 5.00
5DN-00203	50402	Cd-113m	1.69 U	131	39.9	3030	1.00 - 5.00
5DN-00203	50402	Cm-243/244	0.0113	0.0136	0.0055	0.0443	1.00 - 5.00
5DN-00203	50402	Co-60	-0.0005 U	0.0187	0.0054	0.028	1.00 - 5.00
5DN-00203	50402	Cs-134	-0.0037 U	0.0163	0.0056	0.0864	1.00 - 5.00
5DN-00203	50402	Cs-137	0.0055 U	0.0165	0.0055	0.207	1.00 - 5.00
5DN-00203	50402	Eu-152	-0.0276 U	0.0478	0.0166	0.0566	1.00 - 5.00
5DN-00203	50402	Eu-154	-0.0752 UJ	0.0931	0.0346	0.15	1.00 - 5.00
5DN-00203	50402	Eu-155	0.0951 JS	0.072	0.0302	0.231	1.00 - 5.00
5DN-00203	50402	Ho-166m	-0.0046 U	0.0252	0.0075	0.0432	1.00 - 5.00
5DN-00203	50402	K-40	18.1	0.118	1.06	32.4	1.00 - 5.00
5DN-00203	50402	Na-22	-0.0115 U	0.0222	0.0072	0.037	1.00 - 5.00
5DN-00203	50402	Nb-94	0.0022 U	0.0146	0.0043	0.0214	1.00 - 5.00
5DN-00203	50402	Np-236	0.0011 U	0.0368	0.0113	0.047	1.00 - 5.00
5DN-00203	50402	Np-239	-0.009 U	0.129	0.038	0.139	1.00 - 5.00
5DN-00203	50402	Pa-231	0.0834 U	0.795	0.235	0.936	1.00 - 5.00

Table A.2
Analytical Results Summary
Subarea 5D, Round 1

Sample Location	Sample ID	Analyte Name	Activity	MDC	TPU	RTL	Sample Depth (feet bgs)
5DN-00203	50402	Pb-212	1.65	0.0391	0.11	2.69	1.00 - 5.00
5DN-00203	50402	Pb-214	0.84	0.0343	0.0436	1.7	1.00 - 5.00
5DN-00203	50402	Pu-238	0.0051 U	0.024	0.0064	0.0415	1.00 - 5.00
5DN-00203	50402	Pu-239/240	-0.0008 U	0.0278	0.0063	0.0404	1.00 - 5.00
5DN-00203	50402	Pu-244	0.0044 U	0.0215	0.0056	0.0313	1.00 - 5.00
5DN-00203	50402	Sb-125	0.0012 U	0.0482	0.0145	0.354	1.00 - 5.00
5DN-00203	50402	Sn-126	0.0072 U	0.0169	0.0051	0.0237	1.00 - 5.00
5DN-00203	50402	Sr-90	-0.0553 U	0.25	0.0623	0.485	1.00 - 5.00
5DN-00203	50402	Th-228	1.5	0.118	0.122	3.98	1.00 - 5.00
5DN-00203	50402	Th-229	0.0297	0.0595	0.0186	0.145	1.00 - 5.00
5DN-00203	50402	Th-230	0.923	0.0459	0.0806	2.2	1.00 - 5.00
5DN-00203	50402	Th-232	1.21	0.053	0.096	3.1	1.00 - 5.00
5DN-00203	50402	Th-234	1.36 J	0.306	0.171	3.19	1.00 - 5.00
5DN-00203	50402	Tl-208	0.48	0.0194	0.0278	0.937	1.00 - 5.00
5DN-00203	50402	Tm-171	-9.72 U	17.9	6.57	72.4	1.00 - 5.00
5DN-00203	50402	U-233/234	0.734	0.0452	0.085	2.02	1.00 - 5.00
5DN-00203	50402	U-235/236	0.0232	0.0451	0.0152	0.151	1.00 - 5.00
5DN-00203	50402	U-238	0.861	0.0365	0.0949	1.8	1.00 - 5.00
5DN-00204	50403	Ac-227	-0.0345 U	0.181	0.0534	0.217	0.00 - 0.50
5DN-00204	50403	Am-241	0.0034 U	0.0268	0.0068	0.0454	0.00 - 0.50
5DN-00204	50403	Bi-212	1.25	0.145	0.0977	2.15	0.00 - 0.50
5DN-00204	50403	Bi-214	0.851	0.0282	0.0407	1.59	0.00 - 0.50
5DN-00204	50403	Cd-113m	-84.4 U	118	42.8	3030	0.00 - 0.50
5DN-00204	50403	Cm-243/244	-0.0023 U	0.0373	0.009	0.0443	0.00 - 0.50
5DN-00204	50403	Co-60	0.0052 U	0.018	0.0053	0.028	0.00 - 0.50
5DN-00204	50403	Cs-134	-0.0001 U	0.0162	0.0056	0.0864	0.00 - 0.50
5DN-00204	50403	Cs-137	-0.0058 U	0.0166	0.0053	0.207	0.00 - 0.50
5DN-00204	50403	Eu-152	-0.0313 UJ	0.0432	0.015	0.0566	0.00 - 0.50
5DN-00204	50403	Eu-154	-0.047 U	0.0934	0.0304	0.15	0.00 - 0.50
5DN-00204	50403	Eu-155	0.118 SJ	0.0638	0.0281	0.231	0.00 - 0.50
5DN-00204	50403	Ho-166m	-0.0106 U	0.0222	0.0074	0.0432	0.00 - 0.50
5DN-00204	50403	K-40	20.7	0.125	1.16	32.4	0.00 - 0.50
5DN-00204	50403	Na-22	0.0134 J	0.0234	0.0079	0.037	0.00 - 0.50
5DN-00204	50403	Nb-94	0.0085 J	0.0145	0.0047	0.0214	0.00 - 0.50

Table A.2
Analytical Results Summary
Subarea 5D, Round 1

Sample Location	Sample ID	Analyte Name	Activity	MDC	TPU	RTL	Sample Depth (feet bgs)
5DN-00204	50403	Np-236	-0.0099 U	0.0327	0.0102	0.047	0.00 - 0.50
5DN-00204	50403	Np-239	0.029 U	0.12	0.0376	0.139	0.00 - 0.50
5DN-00204	50403	Pa-231	0.0223 U	0.709	0.206	0.936	0.00 - 0.50
5DN-00204	50403	Pb-212	1.78	0.0362	0.105	2.69	0.00 - 0.50
5DN-00204	50403	Pb-214	0.965	0.0314	0.0463	1.7	0.00 - 0.50
5DN-00204	50403	Pu-238	-0.0145 U	0.0528	0.0114	0.0415	0.00 - 0.50
5DN-00204	50403	Pu-239/240	0.0141	0.0211	0.0078	0.0404	0.00 - 0.50
5DN-00204	50403	Pu-244	0.0033	0.009	0.0033	0.0313	0.00 - 0.50
5DN-00204	50403	Sb-125	0.0103 U	0.0467	0.0139	0.354	0.00 - 0.50
5DN-00204	50403	Sn-126	-0.0007 U	0.0155	0.0047	0.0237	0.00 - 0.50
5DN-00204	50403	Sr-90	-0.0272 U	0.174	0.0458	0.485	0.00 - 0.50
5DN-00204	50403	Th-228	1.65 J	0.107	0.173	3.98	0.00 - 0.50
5DN-00204	50403	Th-229	0.0551	0.0853	0.0292	0.145	0.00 - 0.50
5DN-00204	50403	Th-230	0.632	0.0675	0.0866	2.2	0.00 - 0.50
5DN-00204	50403	Th-232	1.11	0.0672	0.123	3.1	0.00 - 0.50
5DN-00204	50403	Th-234	1.31 J	0.261	0.148	3.19	0.00 - 0.50
5DN-00204	50403	Tl-208	0.53	0.0191	0.0295	0.937	0.00 - 0.50
5DN-00204	50403	Tm-171	-4.43 U	13.7	4.69	72.4	0.00 - 0.50
5DN-00204	50403	U-233/234	0.678	0.0575	0.0756	2.02	0.00 - 0.50
5DN-00204	50403	U-235/236	0.0303	0.0365	0.0148	0.151	0.00 - 0.50
5DN-00204	50403	U-238	0.719	0.042	0.0781	1.8	0.00 - 0.50
5DN-00204	50404	Ac-227	0.0114 U	0.184	0.0556	0.217	1.00 - 5.00
5DN-00204	50404	Am-241	0.0138	0.0336	0.0101	0.0454	1.00 - 5.00
5DN-00204	50404	Bi-212	1.07	0.143	0.0971	2.15	1.00 - 5.00
5DN-00204	50404	Bi-214	0.848	0.0293	0.0413	1.59	1.00 - 5.00
5DN-00204	50404	Cd-113m	-21.8 U	123	43.2	3030	1.00 - 5.00
5DN-00204	50404	Cm-243/244	-0.002 U	0.037	0.008	0.0443	1.00 - 5.00
5DN-00204	50404	Co-60	0.0003 U	0.0174	0.0051	0.028	1.00 - 5.00
5DN-00204	50404	Cs-134	0.0042 U	0.0161	0.0055	0.0864	1.00 - 5.00
5DN-00204	50404	Cs-137	0.0172	0.0168	0.0072	0.207	1.00 - 5.00
5DN-00204	50404	Eu-152	-0.0152 U	0.0458	0.0152	0.0566	1.00 - 5.00
5DN-00204	50404	Eu-154	-0.0744 UJ	0.0932	0.0336	0.15	1.00 - 5.00
5DN-00204	50404	Eu-155	0.0861 JS	0.0654	0.026	0.231	1.00 - 5.00
5DN-00204	50404	Ho-166m	0.0024 U	0.0267	0.008	0.0432	1.00 - 5.00

Table A.2
Analytical Results Summary
Subarea 5D, Round 1

Sample Location	Sample ID	Analyte Name	Activity	MDC	TPU	RTL	Sample Depth (feet bgs)
5DN-00204	50404	K-40	21.4	0.121	1.28	32.4	1.00 - 5.00
5DN-00204	50404	Na-22	0.0088 U	0.0224	0.0075	0.037	1.00 - 5.00
5DN-00204	50404	Nb-94	0.0019 U	0.015	0.0045	0.0214	1.00 - 5.00
5DN-00204	50404	Np-236	-0.0127 U	0.0341	0.0109	0.047	1.00 - 5.00
5DN-00204	50404	Np-239	-0.026 U	0.126	0.0386	0.139	1.00 - 5.00
5DN-00204	50404	Pa-231	-0.514 U	0.758	0.266	0.936	1.00 - 5.00
5DN-00204	50404	Pb-212	1.68	0.0359	0.103	2.69	1.00 - 5.00
5DN-00204	50404	Pb-214	0.964	0.0325	0.0482	1.7	1.00 - 5.00
5DN-00204	50404	Pu-238	0	0.0078	0.0029	0.0415	1.00 - 5.00
5DN-00204	50404	Pu-239/240	0.0045 U	0.0226	0.0058	0.0404	1.00 - 5.00
5DN-00204	50404	Pu-244	-0.0013 U	0.0226	0.0041	0.0313	1.00 - 5.00
5DN-00204	50404	Sb-125	-0.0046 U	0.047	0.0138	0.354	1.00 - 5.00
5DN-00204	50404	Sn-126	-0.0013 U	0.0169	0.0051	0.0237	1.00 - 5.00
5DN-00204	50404	Sr-90	0.139	0.168	0.057	0.485	1.00 - 5.00
5DN-00204	50404	Th-228	1.4	0.123	0.139	3.98	1.00 - 5.00
5DN-00204	50404	Th-229	0.0284	0.0659	0.0201	0.145	1.00 - 5.00
5DN-00204	50404	Th-230	0.963	0.0521	0.101	2.2	1.00 - 5.00
5DN-00204	50404	Th-232	1.38	0.052	0.129	3.1	1.00 - 5.00
5DN-00204	50404	Th-234	1.69	0.258	0.15	3.19	1.00 - 5.00
5DN-00204	50404	Tl-208	0.519	0.0173	0.0293	0.937	1.00 - 5.00
5DN-00204	50404	Tm-171	-1.3 U	12.3	4.31	72.4	1.00 - 5.00
5DN-00204	50404	U-233/234	0.656	0.0158	0.0785	2.02	1.00 - 5.00
5DN-00204	50404	U-235/236	0.036	0.0195	0.0163	0.151	1.00 - 5.00
5DN-00204	50404	U-238	0.755	0.0459	0.0871	1.8	1.00 - 5.00
5DN-00205	50405	Ac-227	-0.0512 U	0.15	0.0481	0.217	0.00 - 0.50
5DN-00205	50405	Am-241	0.0029 U	0.0143	0.0036	0.0454	0.00 - 0.50
5DN-00205	50405	Bi-212	1.04	0.151	0.099	2.15	0.00 - 0.50
5DN-00205	50405	Bi-214	0.932	0.0272	0.0464	1.59	0.00 - 0.50
5DN-00205	50405	Cd-113m	-29.7 U	101	32.1	3030	0.00 - 0.50
5DN-00205	50405	Cm-243/244	0.0049 U	0.0231	0.0061	0.0443	0.00 - 0.50
5DN-00205	50405	Co-60	0.0009 UJ	0.0192	0.0056	0.028	0.00 - 0.50
5DN-00205	50405	Cs-134	0.0058 UJ	0.0161	0.0056	0.0864	0.00 - 0.50
5DN-00205	50405	Cs-137	0.0454	0.0175	0.0091	0.207	0.00 - 0.50
5DN-00205	50405	Eu-152	-0.0033 U	0.0397	0.0132	0.0566	0.00 - 0.50

Table A.2
Analytical Results Summary
Subarea 5D, Round 1

Sample Location	Sample ID	Analyte Name	Activity	MDC	TPU	RTL	Sample Depth (feet bgs)
5DN-00205	50405	Eu-154	-0.0235 U	0.0975	0.03	0.15	0.00 - 0.50
5DN-00205	50405	Eu-155	0.0832 JS	0.0504	0.0242	0.231	0.00 - 0.50
5DN-00205	50405	Ho-166m	-0.0001 U	0.0254	0.0074	0.0432	0.00 - 0.50
5DN-00205	50405	K-40	21.5	0.116	1.16	32.4	0.00 - 0.50
5DN-00205	50405	Na-22	0.0012 U	0.0238	0.0069	0.037	0.00 - 0.50
5DN-00205	50405	Nb-94	0.0124 JS	0.0152	0.0051	0.0214	0.00 - 0.50
5DN-00205	50405	Np-236	-0.0087 U	0.0246	0.0075	0.047	0.00 - 0.50
5DN-00205	50405	Np-239	0.0082 U	0.0972	0.0296	0.139	0.00 - 0.50
5DN-00205	50405	Pa-231	-0.325 U	0.611	0.207	0.936	0.00 - 0.50
5DN-00205	50405	Pb-212	1.74	0.0304	0.0968	2.69	0.00 - 0.50
5DN-00205	50405	Pb-214	1.01	0.0285	0.048	1.7	0.00 - 0.50
5DN-00205	50405	Pu-238	-0.0014 U	0.0121	0.0024	0.0415	0.00 - 0.50
5DN-00205	50405	Pu-239/240	-0.0006 U	0.0221	0.0051	0.0404	0.00 - 0.50
5DN-00205	50405	Pu-244	0.0157	0.0121	0.0059	0.0313	0.00 - 0.50
5DN-00205	50405	Sb-125	0.002 U	0.0435	0.0128	0.354	0.00 - 0.50
5DN-00205	50405	Sn-126	0.0054 U	0.0164	0.0048	0.0237	0.00 - 0.50
5DN-00205	50405	Sr-90	0.211	0.322	0.102	0.485	0.00 - 0.50
5DN-00205	50405	Th-228	1.84 R	0.124	0.172	3.98	0.00 - 0.50
5DN-00205	50405	Th-229	0.0604 R	0.0908	0.0304	0.145	0.00 - 0.50
5DN-00205	50405	Th-230	0.935 R	0.0812	0.101	2.2	0.00 - 0.50
5DN-00205	50405	Th-232	1.35 R	0.0204	0.127	3.1	0.00 - 0.50
5DN-00205	50405	Th-234	1.37	0.181	0.133	3.19	0.00 - 0.50
5DN-00205	50405	Tl-208	0.525	0.0178	0.0324	0.937	0.00 - 0.50
5DN-00205	50405	Tm-171	-0.166 U	6.73	2.3	72.4	0.00 - 0.50
5DN-00205	50405	U-233/234	0.766	0.0575	0.103	2.02	0.00 - 0.50
5DN-00205	50405	U-235/236	0.0366	0.0711	0.0239	0.151	0.00 - 0.50
5DN-00205	50405	U-238	0.842	0.0575	0.11	1.8	0.00 - 0.50
5DN-00205	50406	Ac-227	0.0364 U	0.177	0.0542	0.217	1.00 - 5.00
5DN-00205	50406	Am-241	0.0065	0.0058	0.0037	0.0454	1.00 - 5.00
5DN-00205	50406	Bi-212	0.88 J	0.261	0.238	2.15	1.00 - 5.00
5DN-00205	50406	Bi-214	0.752	0.0319	0.0407	1.59	1.00 - 5.00
5DN-00205	50406	Cd-113m	21.1 U	116	35.4	3030	1.00 - 5.00
5DN-00205	50406	Cm-243/244	0.0037 U	0.0256	0.0066	0.0443	1.00 - 5.00
5DN-00205	50406	Co-60	-0.0033 U	0.021	0.0062	0.028	1.00 - 5.00

Table A.2
Analytical Results Summary
Subarea 5D, Round 1

Sample Location	Sample ID	Analyte Name	Activity	MDC	TPU	RTL	Sample Depth (feet bgs)
5DN-00205	50406	Cs-134	0.002 U	0.0179	0.0061	0.0864	1.00 - 5.00
5DN-00205	50406	Cs-137	-0.0158 UJ	0.0204	0.0071	0.207	1.00 - 5.00
5DN-00205	50406	Eu-152	-0.0028 U	0.0432	0.0142	0.0566	1.00 - 5.00
5DN-00205	50406	Eu-154	-0.0977 UJ	0.11	0.042	0.15	1.00 - 5.00
5DN-00205	50406	Eu-155	0.0846 SJ	0.0572	0.0256	0.231	1.00 - 5.00
5DN-00205	50406	Ho-166m	-0.01 U	0.0281	0.0086	0.0432	1.00 - 5.00
5DN-00205	50406	K-40	19.9	0.133	1.08	32.4	1.00 - 5.00
5DN-00205	50406	Na-22	0.0017 U	0.0283	0.0082	0.037	1.00 - 5.00
5DN-00205	50406	Nb-94	0.0035 U	0.0171	0.005	0.0214	1.00 - 5.00
5DN-00205	50406	Np-236	0.0047 U	0.0283	0.0082	0.047	1.00 - 5.00
5DN-00205	50406	Np-239	0.0464 U	0.113	0.0354	0.139	1.00 - 5.00
5DN-00205	50406	Pa-231	-0.0321 U	0.725	0.223	0.936	1.00 - 5.00
5DN-00205	50406	Pb-212	1.9	0.0338	0.109	2.69	1.00 - 5.00
5DN-00205	50406	Pb-214	0.817	0.0323	0.0439	1.7	1.00 - 5.00
5DN-00205	50406	Pu-238	-0.0072 U	0.0217	0.0038	0.0415	1.00 - 5.00
5DN-00205	50406	Pu-239/240	-0.0043 U	0.018	0.0032	0.0404	1.00 - 5.00
5DN-00205	50406	Pu-244	0.006	0.0054	0.0035	0.0313	1.00 - 5.00
5DN-00205	50406	Sb-125	0.002 U	0.0496	0.0145	0.354	1.00 - 5.00
5DN-00205	50406	Sn-126	0.0011 U	0.0189	0.0054	0.0237	1.00 - 5.00
5DN-00205	50406	Sr-90	-0.0276 U	0.369	0.101	0.485	1.00 - 5.00
5DN-00205	50406	Th-228	1.57 L	0.119	0.15	3.98	1.00 - 5.00
5DN-00205	50406	Th-229	0.0279 UL	0.0838	0.0242	0.145	1.00 - 5.00
5DN-00205	50406	Th-230	0.842 L	0.0513	0.0913	2.2	1.00 - 5.00
5DN-00205	50406	Th-232	1.4 L	0.0188	0.127	3.1	1.00 - 5.00
5DN-00205	50406	Th-234	0.802 J	0.215	0.118	3.19	1.00 - 5.00
5DN-00205	50406	Tl-208	0.545	0.0192	0.0339	0.937	1.00 - 5.00
5DN-00205	50406	Tm-171	3.79 J	7.47	2.66	72.4	1.00 - 5.00
5DN-00205	50406	U-233/234	0.619	0.0611	0.0695	2.02	1.00 - 5.00
5DN-00205	50406	U-235/236	0.0491	0.0337	0.0175	0.151	1.00 - 5.00
5DN-00205	50406	U-238	0.786	0.0387	0.0813	1.8	1.00 - 5.00
5DN-00206	50407	Ac-227	0.0455 U	0.267	0.0801	0.217	0.00 - 0.50
5DN-00206	50407	Am-241	0.0085	0.0058	0.0043	0.0454	0.00 - 0.50
5DN-00206	50407	Bi-212	1.16	0.19	0.113	2.15	0.00 - 0.50
5DN-00206	50407	Bi-214	0.788	0.0383	0.0394	1.59	0.00 - 0.50

Table A.2
Analytical Results Summary
Subarea 5D, Round 1

Sample Location	Sample ID	Analyte Name	Activity	MDC	TPU	RTL	Sample Depth (feet bgs)
5DN-00206	50407	Cd-113m	-168 UJ	180	76.3	3030	0.00 - 0.50
5DN-00206	50407	Cm-243/244	-0.0035 U	0.0238	0.0047	0.0443	0.00 - 0.50
5DN-00206	50407	Co-60	-0.0085 U	0.021	0.0067	0.028	0.00 - 0.50
5DN-00206	50407	Cs-134	0.165 Z	0.0332	0.0401	0.0864	0.00 - 0.50
5DN-00206	50407	Cs-137	0.0305 J	0.0233	0.0098	0.207	0.00 - 0.50
5DN-00206	50407	Eu-152	0.0562 J	0.0657	0.0417	0.0566	0.00 - 0.50
5DN-00206	50407	Eu-154	-0.0056 UJ	0.121	0.0357	0.15	0.00 - 0.50
5DN-00206	50407	Eu-155	-0.0811 UJ	0.106	0.0382	0.231	0.00 - 0.50
5DN-00206	50407	Ho-166m	-0.0158 U	0.0311	0.0103	0.0432	0.00 - 0.50
5DN-00206	50407	K-40	20.5	0.141	1.35	32.4	0.00 - 0.50
5DN-00206	50407	Na-22	-0.0018 U	0.0283	0.0084	0.037	0.00 - 0.50
5DN-00206	50407	Nb-94	0.0152 J	0.0186	0.0065	0.0214	0.00 - 0.50
5DN-00206	50407	Np-236	0.03 JS	0.0535	0.0178	0.047	0.00 - 0.50
5DN-00206	50407	Np-239	0.0512 U	0.184	0.065	0.139	0.00 - 0.50
5DN-00206	50407	Pa-231	0.189 U	1.09	0.415	0.936	0.00 - 0.50
5DN-00206	50407	Pb-212	1.8	0.0562	0.121	2.69	0.00 - 0.50
5DN-00206	50407	Pb-214	0.907	0.045	0.0483	1.7	0.00 - 0.50
5DN-00206	50407	Pu-238	0.0148 U	0.0471	0.0135	0.0415	0.00 - 0.50
5DN-00206	50407	Pu-239/240	0.0005 U	0.0402	0.009	0.0404	0.00 - 0.50
5DN-00206	50407	Pu-244	0.0172 J	0.0255	0.0095	0.0313	0.00 - 0.50
5DN-00206	50407	Sb-125	-0.0171 U	0.0644	0.0199	0.354	0.00 - 0.50
5DN-00206	50407	Sn-126	-0.008 U	0.0204	0.0065	0.0237	0.00 - 0.50
5DN-00206	50407	Sr-90	-0.107 U	0.263	0.0647	0.485	0.00 - 0.50
5DN-00206	50407	Th-228	1.57	0.189	0.154	3.98	0.00 - 0.50
5DN-00206	50407	Th-229	0.0499	0.107	0.0328	0.145	0.00 - 0.50
5DN-00206	50407	Th-230	1	0.0765	0.101	2.2	0.00 - 0.50
5DN-00206	50407	Th-232	0.978	0.0658	0.099	3.1	0.00 - 0.50
5DN-00206	50407	Th-234	1.49 J	0.428	0.195	3.19	0.00 - 0.50
5DN-00206	50407	Tl-208	0.534	0.0245	0.0311	0.937	0.00 - 0.50
5DN-00206	50407	Tm-171	-11.8 U	26.9	17	72.4	0.00 - 0.50
5DN-00206	50407	U-233/234	0.789	0.0849	0.0904	2.02	0.00 - 0.50
5DN-00206	50407	U-235/236	0.0558	0.0488	0.0227	0.151	0.00 - 0.50
5DN-00206	50407	U-238	0.683	0.0622	0.081	1.8	0.00 - 0.50
5DN-00206	50408	Ac-227	-0.0428 U	0.221	0.067	0.217	1.00 - 5.00

Table A.2
Analytical Results Summary
Subarea 5D, Round 1

Sample Location	Sample ID	Analyte Name	Activity	MDC	TPU	RTL	Sample Depth (feet bgs)
5DN-00206	50408	Am-241	-0.0026 U	0.0204	0.0036	0.0454	1.00 - 5.00
5DN-00206	50408	Bi-212	1.12	0.19	0.108	2.15	1.00 - 5.00
5DN-00206	50408	Bi-214	1.01	0.0327	0.049	1.59	1.00 - 5.00
5DN-00206	50408	Cd-113m	-2.29 U	150	44.6	3030	1.00 - 5.00
5DN-00206	50408	Cm-243/244	0.0036 U	0.0182	0.0046	0.0443	1.00 - 5.00
5DN-00206	50408	Co-60	-0.0087 U	0.0214	0.0067	0.028	1.00 - 5.00
5DN-00206	50408	Cs-134	-0.0128 U	0.0192	0.0075	0.0864	1.00 - 5.00
5DN-00206	50408	Cs-137	0.0006 U	0.0196	0.0067	0.207	1.00 - 5.00
5DN-00206	50408	Eu-152	-0.0168 U	0.055	0.0197	0.0566	1.00 - 5.00
5DN-00206	50408	Eu-154	0.024 U	0.118	0.0344	0.15	1.00 - 5.00
5DN-00206	50408	Eu-155	0.102 JS	0.0875	0.0355	0.231	1.00 - 5.00
5DN-00206	50408	H-3	2.3 U	8.33	2.43	11.9	1.00 - 5.00
5DN-00206	50408	Ho-166m	0.0028 U	0.0302	0.009	0.0432	1.00 - 5.00
5DN-00206	50408	K-40	20.1	0.16	1.27	32.4	1.00 - 5.00
5DN-00206	50408	Na-22	-0.0078 U	0.0271	0.0085	0.037	1.00 - 5.00
5DN-00206	50408	Nb-94	0.0054 U	0.0171	0.0052	0.0214	1.00 - 5.00
5DN-00206	50408	Ni-59	-0.428 U	4.84	1.38	5.96	1.00 - 5.00
5DN-00206	50408	Ni-63	0.664 U	1.55	0.474	4.92	1.00 - 5.00
5DN-00206	50408	Np-236	0.0047 U	0.0417	0.0128	0.047	1.00 - 5.00
5DN-00206	50408	Np-239	0.074 J	0.147	0.0462	0.139	1.00 - 5.00
5DN-00206	50408	Pa-231	-0.274 U	0.886	0.297	0.936	1.00 - 5.00
5DN-00206	50408	Pb-212	1.94	0.0459	0.118	2.69	1.00 - 5.00
5DN-00206	50408	Pb-214	1.13	0.0382	0.0544	1.7	1.00 - 5.00
5DN-00206	50408	Pu-238	-0.0073 UJ	0.0367	0.0071	0.0415	1.00 - 5.00
5DN-00206	50408	Pu-239/240	-0.0036 UJ	0.0283	0.005	0.0404	1.00 - 5.00
5DN-00206	50408	Pu-244	0.0063	0.0085	0.0044	0.0313	1.00 - 5.00
5DN-00206	50408	Sb-125	0.0325 JS	0.0585	0.0182	0.354	1.00 - 5.00
5DN-00206	50408	Sn-126	-0.0041 U	0.0188	0.0058	0.0237	1.00 - 5.00
5DN-00206	50408	Sr-90	0.122 U	0.363	0.108	0.485	1.00 - 5.00
5DN-00206	50408	Tc-99	-0.258 U	1.17	0.344	1.63	1.00 - 5.00
5DN-00206	50408	Th-228	1.55	0.109	0.134	3.98	1.00 - 5.00
5DN-00206	50408	Th-229	0.0061 U	0.0736	0.0184	0.145	1.00 - 5.00
5DN-00206	50408	Th-230	0.868	0.045	0.084	2.2	1.00 - 5.00
5DN-00206	50408	Th-232	1.15	0.0449	0.1	3.1	1.00 - 5.00

Table A.2
Analytical Results Summary
Subarea 5D, Round 1

Sample Location	Sample ID	Analyte Name	Activity	MDC	TPU	RTL	Sample Depth (feet bgs)
5DN-00206	50408	Th-234	1.49 J	0.342	0.186	3.19	1.00 - 5.00
5DN-00206	50408	Tl-208	0.591	0.0235	0.0341	0.937	1.00 - 5.00
5DN-00206	50408	Tm-171	0.387 U	21.1	7.03	72.4	1.00 - 5.00
5DN-00206	50408	U-233/234	0.647	0.0383	0.068	2.02	1.00 - 5.00
5DN-00206	50408	U-235/236	0.0472	0.0128	0.0153	0.151	1.00 - 5.00
5DN-00206	50408	U-238	0.783	0.0243	0.0779	1.8	1.00 - 5.00
5DN-00207	50409	Ac-227	0.0046 U	0.209	0.0616	0.217	0.00 - 0.50
5DN-00207	50409	Am-241	0.0098	0.0089	0.0057	0.0454	0.00 - 0.50
5DN-00207	50409	Bi-212	1.22	0.167	0.109	2.15	0.00 - 0.50
5DN-00207	50409	Bi-214	0.899	0.0348	0.0445	1.59	0.00 - 0.50
5DN-00207	50409	Cd-113m	-76 U	136	46.1	3030	0.00 - 0.50
5DN-00207	50409	Cm-243/244	0.01	0.0091	0.0058	0.0443	0.00 - 0.50
5DN-00207	50409	Co-60	-0.0056 U	0.0204	0.0062	0.028	0.00 - 0.50
5DN-00207	50409	Cs-134	0.0004 U	0.0204	0.0068	0.0864	0.00 - 0.50
5DN-00207	50409	Cs-137	1.42	0.0188	0.0778	0.207	0.00 - 0.50
5DN-00207	50409	Eu-152	-0.0321 U	0.0532	0.0215	0.0566	0.00 - 0.50
5DN-00207	50409	Eu-154	0.0713 J	0.109	0.0379	0.15	0.00 - 0.50
5DN-00207	50409	Eu-155	0.0721 JS	0.0738	0.0246	0.231	0.00 - 0.50
5DN-00207	50409	Ho-166m	-0.0006 U	0.029	0.0086	0.0432	0.00 - 0.50
5DN-00207	50409	K-40	19.2	0.147	1.05	32.4	0.00 - 0.50
5DN-00207	50409	Na-22	-0.0086 U	0.0245	0.0076	0.037	0.00 - 0.50
5DN-00207	50409	Nb-94	0.0024 U	0.0168	0.0049	0.0214	0.00 - 0.50
5DN-00207	50409	Np-236	0.0011 U	0.0376	0.0114	0.047	0.00 - 0.50
5DN-00207	50409	Np-239	-0.0335 U	0.138	0.0415	0.139	0.00 - 0.50
5DN-00207	50409	Pa-231	0.0273 U	0.877	0.268	0.936	0.00 - 0.50
5DN-00207	50409	Pb-212	1.75	0.0416	0.101	2.69	0.00 - 0.50
5DN-00207	50409	Pb-214	0.997	0.0387	0.0506	1.7	0.00 - 0.50
5DN-00207	50409	Pu-238	0.002	0.0053	0.002	0.0415	0.00 - 0.50
5DN-00207	50409	Pu-239/240	0.031	0.0177	0.0088	0.0404	0.00 - 0.50
5DN-00207	50409	Pu-244	-0.0028 U	0.0154	0.0028	0.0313	0.00 - 0.50
5DN-00207	50409	Sb-125	0.0153 U	0.062	0.0189	0.354	0.00 - 0.50
5DN-00207	50409	Sn-126	-0.0077 U	0.0174	0.0056	0.0237	0.00 - 0.50
5DN-00207	50409	Sr-90	0.631	0.224	0.122	0.485	0.00 - 0.50
5DN-00207	50409	Th-228	1.77 J	0.276	0.215	3.98	0.00 - 0.50

Table A.2
Analytical Results Summary
Subarea 5D, Round 1

Sample Location	Sample ID	Analyte Name	Activity	MDC	TPU	RTL	Sample Depth (feet bgs)
5DN-00207	50409	Th-229	0.0867	0.0912	0.0376	0.145	0.00 - 0.50
5DN-00207	50409	Th-230	0.828	0.115	0.118	2.2	0.00 - 0.50
5DN-00207	50409	Th-232	1.22	0.0334	0.148	3.1	0.00 - 0.50
5DN-00207	50409	Th-234	1.38 J	0.294	0.144	3.19	0.00 - 0.50
5DN-00207	50409	Tl-208	0.535	0.023	0.0317	0.937	0.00 - 0.50
5DN-00207	50409	Tm-171	-1.38 U	14.1	4.69	72.4	0.00 - 0.50
5DN-00207	50409	U-233/234	0.818	0.0718	0.103	2.02	0.00 - 0.50
5DN-00207	50409	U-235/236	0.0714	0.0625	0.0291	0.151	0.00 - 0.50
5DN-00207	50409	U-238	0.811	0.0505	0.102	1.8	0.00 - 0.50
5DN-00207	50410	Ac-227	-0.0926 U	0.214	0.0682	0.217	1.00 - 5.00
5DN-00207	50410	Am-241	0.0155	0.0304	0.0097	0.0454	1.00 - 5.00
5DN-00207	50410	Bi-212	1.03 J	0.163	0.108	2.15	1.00 - 5.00
5DN-00207	50410	Bi-214	0.747	0.0329	0.0385	1.59	1.00 - 5.00
5DN-00207	50410	Cd-113m	25.9 U	148	45.7	3030	1.00 - 5.00
5DN-00207	50410	Cm-243/244	0.003 U	0.0381	0.0095	0.0443	1.00 - 5.00
5DN-00207	50410	Co-60	-0.0111 U	0.0197	0.0067	0.028	1.00 - 5.00
5DN-00207	50410	Cs-134	-0.0086 U	0.0177	0.0065	0.0864	1.00 - 5.00
5DN-00207	50410	Cs-137	0.182	0.0191	0.0174	0.207	1.00 - 5.00
5DN-00207	50410	Eu-152	-0.0037 U	0.0553	0.0181	0.0566	1.00 - 5.00
5DN-00207	50410	Eu-154	-0.0373 U	0.107	0.033	0.15	1.00 - 5.00
5DN-00207	50410	Eu-155	0.0257 U	0.0806	0.0252	0.231	1.00 - 5.00
5DN-00207	50410	Ho-166m	0.005 U	0.0289	0.0085	0.0432	1.00 - 5.00
5DN-00207	50410	K-40	15.8	0.149	0.988	32.4	1.00 - 5.00
5DN-00207	50410	Na-22	-0.0046 U	0.0257	0.0077	0.037	1.00 - 5.00
5DN-00207	50410	Nb-94	0.005 U	0.0178	0.0053	0.0214	1.00 - 5.00
5DN-00207	50410	Np-236	-0.0101 U	0.041	0.0129	0.047	1.00 - 5.00
5DN-00207	50410	Np-239	-0.0748 U	0.143	0.0466	0.139	1.00 - 5.00
5DN-00207	50410	Pa-231	0.0482 U	0.924	0.285	0.936	1.00 - 5.00
5DN-00207	50410	Pb-212	1.66	0.0416	0.108	2.69	1.00 - 5.00
5DN-00207	50410	Pb-214	0.841	0.0375	0.0442	1.7	1.00 - 5.00
5DN-00207	50410	Pu-238	0.0006 U	0.0146	0.0028	0.0415	1.00 - 5.00
5DN-00207	50410	Pu-239/240	0.0133	0.0206	0.0071	0.0404	1.00 - 5.00
5DN-00207	50410	Pu-244	0.0023	0.0062	0.0023	0.0313	1.00 - 5.00
5DN-00207	50410	Sb-125	-0.0034 U	0.0561	0.0171	0.354	1.00 - 5.00

Table A.2
Analytical Results Summary
Subarea 5D, Round 1

Sample Location	Sample ID	Analyte Name	Activity	MDC	TPU	RTL	Sample Depth (feet bgs)
5DN-00207	50410	Sn-126	-0.0093 U	0.0193	0.0063	0.0237	1.00 - 5.00
5DN-00207	50410	Sr-90	0.121	0.157	0.0527	0.485	1.00 - 5.00
5DN-00207	50410	Th-228	1.51	0.0834	0.14	3.98	1.00 - 5.00
5DN-00207	50410	Th-229	0.0405	0.0727	0.0235	0.145	1.00 - 5.00
5DN-00207	50410	Th-230	1.06	0.0725	0.106	2.2	1.00 - 5.00
5DN-00207	50410	Th-232	1.25	0.0182	0.117	3.1	1.00 - 5.00
5DN-00207	50410	Th-234	1.39 J	0.333	0.17	3.19	1.00 - 5.00
5DN-00207	50410	Tl-208	0.535	0.0207	0.0308	0.937	1.00 - 5.00
5DN-00207	50410	Tm-171	1.21 U	19.8	6.65	72.4	1.00 - 5.00
5DN-00207	50410	U-233/234	0.644	0.0568	0.0806	2.02	1.00 - 5.00
5DN-00207	50410	U-235/236	0.0233	0.021	0.0136	0.151	1.00 - 5.00
5DN-00207	50410	U-238	0.762	0.04	0.0897	1.8	1.00 - 5.00
5DS-00001	50440	Ac-227	0.0754 U	0.265	0.0798	0.217	0.00 - 0.50
5DS-00001	50440	Am-241	0.016	0.0062	0.0061	0.0454	0.00 - 0.50
5DS-00001	50440	Bi-212	2.3	0.198	0.155	2.15	0.00 - 0.50
5DS-00001	50440	Bi-214	2.22	0.0435	0.0959	1.59	0.00 - 0.50
5DS-00001	50440	Cd-113m	-25.4 U	173	53.6	3030	0.00 - 0.50
5DS-00001	50440	Cm-243/244	0.0053	0.0147	0.0043	0.0443	0.00 - 0.50
5DS-00001	50440	Co-60	-0.0025 U	0.0217	0.0065	0.028	0.00 - 0.50
5DS-00001	50440	Cs-134	0.0139 SJ	0.0234	0.0083	0.0864	0.00 - 0.50
5DS-00001	50440	Cs-137	0.175	0.0246	0.0141	0.207	0.00 - 0.50
5DS-00001	50440	Eu-152	-0.063 UJ	0.0657	0.0258	0.0566	0.00 - 0.50
5DS-00001	50440	Eu-154	0.0111 UJ	0.121	0.0403	0.15	0.00 - 0.50
5DS-00001	50440	Eu-155	0.221 SJ	0.0905	0.0444	0.231	0.00 - 0.50
5DS-00001	50440	Ho-166m	-0.0232 U	0.0365	0.0124	0.0432	0.00 - 0.50
5DS-00001	50440	K-40	14.7	0.177	0.818	32.4	0.00 - 0.50
5DS-00001	50440	Na-22	0.0126 J	0.0249	0.0086	0.037	0.00 - 0.50
5DS-00001	50440	Nb-94	0.0058 U	0.0223	0.0067	0.0214	0.00 - 0.50
5DS-00001	50440	Np-236	0.0076 U	0.0487	0.0167	0.047	0.00 - 0.50
5DS-00001	50440	Np-239	0.0841 U	0.177	0.0553	0.139	0.00 - 0.50
5DS-00001	50440	Pa-231	0.0916 U	1.08	0.331	0.936	0.00 - 0.50
5DS-00001	50440	Pb-212	3.68	0.0483	0.209	2.69	0.00 - 0.50
5DS-00001	50440	Pb-214	2.42	0.0473	0.11	1.7	0.00 - 0.50
5DS-00001	50440	Pu-238	-0.003 U	0.0164	0.003	0.0415	0.00 - 0.50

Table A.2
Analytical Results Summary
Subarea 5D, Round 1

Sample Location	Sample ID	Analyte Name	Activity	MDC	TPU	RTL	Sample Depth (feet bgs)
5DS-00001	50440	Pu-239/240	0.0059 U	0.0188	0.0053	0.0404	0.00 - 0.50
5DS-00001	50440	Pu-244	0.0089	0.0132	0.0049	0.0313	0.00 - 0.50
5DS-00001	50440	Sb-125	-0.0024 U	0.0668	0.0203	0.354	0.00 - 0.50
5DS-00001	50440	Sn-126	0.0042 U	0.025	0.0074	0.0237	0.00 - 0.50
5DS-00001	50440	Sr-90	0.169 U	0.29	0.0914	0.485	0.00 - 0.50
5DS-00001	50440	Th-228	2.42	0.237	0.221	3.98	0.00 - 0.50
5DS-00001	50440	Th-229	0.0347 U	0.126	0.0356	0.145	0.00 - 0.50
5DS-00001	50440	Th-230	1.29	0.179	0.141	2.2	0.00 - 0.50
5DS-00001	50440	Th-232	2.56	0.0254	0.213	3.1	0.00 - 0.50
5DS-00001	50440	Th-234	4.2	0.376	0.298	3.19	0.00 - 0.50
5DS-00001	50440	Tl-208	1.15	0.0257	0.0609	0.937	0.00 - 0.50
5DS-00001	50440	Tm-171	-11 U	17.4	6.41	72.4	0.00 - 0.50
5DS-00001	50440	U-233/234	1.54	0.0526	0.137	2.02	0.00 - 0.50
5DS-00001	50440	U-235/236	0.0619	0.0511	0.0228	0.151	0.00 - 0.50
5DS-00001	50440	U-238	1.45	0.0334	0.13	1.8	0.00 - 0.50
5DS-00002	50442	Ac-227	-0.0899 U	0.21	0.0665	0.217	0.00 - 0.50
5DS-00002	50442	Am-241	0.0075	0.0167	0.0052	0.0454	0.00 - 0.50
5DS-00002	50442	Bi-212	1.63	0.144	0.107	2.15	0.00 - 0.50
5DS-00002	50442	Bi-214	1.71	0.0306	0.0741	1.59	0.00 - 0.50
5DS-00002	50442	Cd-113m	-21.2 U	139	47.5	3030	0.00 - 0.50
5DS-00002	50442	Cm-243/244	-0.0009 U	0.0169	0.0031	0.0443	0.00 - 0.50
5DS-00002	50442	Co-60	-0.0121 UJ	0.0167	0.0059	0.028	0.00 - 0.50
5DS-00002	50442	Cs-134	0.0025 U	0.0163	0.0055	0.0864	0.00 - 0.50
5DS-00002	50442	Cs-137	0.115	0.0177	0.01	0.207	0.00 - 0.50
5DS-00002	50442	Eu-152	-0.0181 U	0.0516	0.0168	0.0566	0.00 - 0.50
5DS-00002	50442	Eu-154	0.0137 UJ	0.0904	0.0315	0.15	0.00 - 0.50
5DS-00002	50442	Eu-155	0.0992 SJ	0.0763	0.0291	0.231	0.00 - 0.50
5DS-00002	50442	Ho-166m	0.0064 U	0.0272	0.0081	0.0432	0.00 - 0.50
5DS-00002	50442	K-40	18.6	0.135	1.09	32.4	0.00 - 0.50
5DS-00002	50442	Na-22	0.002 U	0.0194	0.0063	0.037	0.00 - 0.50
5DS-00002	50442	Nb-94	0.0139 SJ	0.0163	0.0057	0.0214	0.00 - 0.50
5DS-00002	50442	Np-236	-0.0031 U	0.04	0.0123	0.047	0.00 - 0.50
5DS-00002	50442	Np-239	-0.029 U	0.142	0.0426	0.139	0.00 - 0.50
5DS-00002	50442	Pa-231	-0.688 U	0.865	0.363	0.936	0.00 - 0.50

Table A.2
Analytical Results Summary
Subarea 5D, Round 1

Sample Location	Sample ID	Analyte Name	Activity	MDC	TPU	RTL	Sample Depth (feet bgs)
5DS-00002	50442	Pb-212	2.78	0.0386	0.183	2.69	0.00 - 0.50
5DS-00002	50442	Pb-214	1.97	0.0365	0.093	1.7	0.00 - 0.50
5DS-00002	50442	Pu-238	0.0035 U	0.0313	0.0077	0.0415	0.00 - 0.50
5DS-00002	50442	Pu-239/240	0.0133	0.0198	0.0073	0.0404	0.00 - 0.50
5DS-00002	50442	Pu-244	0.0102	0.0198	0.0066	0.0313	0.00 - 0.50
5DS-00002	50442	Sb-125	-0.0159 U	0.0488	0.0155	0.354	0.00 - 0.50
5DS-00002	50442	Sn-126	0.001 U	0.0173	0.0051	0.0237	0.00 - 0.50
5DS-00002	50442	Sr-90	0.108 U	0.215	0.0669	0.485	0.00 - 0.50
5DS-00002	50442	Th-228	1.99 J	0.232	0.211	3.98	0.00 - 0.50
5DS-00002	50442	Th-229	0.071	0.127	0.0412	0.145	0.00 - 0.50
5DS-00002	50442	Th-230	1.18	0.11	0.14	2.2	0.00 - 0.50
5DS-00002	50442	Th-232	1.86	0.0319	0.185	3.1	0.00 - 0.50
5DS-00002	50442	Th-234	2.79	0.328	0.252	3.19	0.00 - 0.50
5DS-00002	50442	Tl-208	0.834	0.0189	0.044	0.937	0.00 - 0.50
5DS-00002	50442	Tm-171	-11.9 U	18.3	6.91	72.4	0.00 - 0.50
5DS-00002	50442	U-233/234	1.23	0.0807	0.121	2.02	0.00 - 0.50
5DS-00002	50442	U-235/236	0.0874	0.0197	0.0259	0.151	0.00 - 0.50
5DS-00002	50442	U-238	1.33	0.0591	0.127	1.8	0.00 - 0.50
5DS-00002	50443	Ac-227	0.185 J	0.255	0.0979	0.217	1.00 - 2.83
5DS-00002	50443	Am-241	0.0048 U	0.0226	0.006	0.0454	1.00 - 2.83
5DS-00002	50443	Bi-212	1.63	0.153	0.115	2.15	1.00 - 2.83
5DS-00002	50443	Bi-214	1.81	0.0347	0.0794	1.59	1.00 - 2.83
5DS-00002	50443	Cd-113m	76.8 U	169	65.6	3030	1.00 - 2.83
5DS-00002	50443	Cm-243/244	-0.0053 U	0.0265	0.0051	0.0443	1.00 - 2.83
5DS-00002	50443	Co-60	-0.0089 U	0.019	0.0062	0.028	1.00 - 2.83
5DS-00002	50443	Cs-134	-0.0025 U	0.018	0.0063	0.0864	1.00 - 2.83
5DS-00002	50443	Cs-137	0.0105 J	0.0206	0.0074	0.207	1.00 - 2.83
5DS-00002	50443	Eu-152	-0.0135 U	0.0613	0.0266	0.0566	1.00 - 2.83
5DS-00002	50443	Eu-154	0.0415 U	0.104	0.0354	0.15	1.00 - 2.83
5DS-00002	50443	Eu-155	0.147 JS	0.0919	0.0355	0.231	1.00 - 2.83
5DS-00002	50443	Ho-166m	-0.0177 U	0.0305	0.0103	0.0432	1.00 - 2.83
5DS-00002	50443	K-40	18.6	0.156	1.14	32.4	1.00 - 2.83
5DS-00002	50443	Na-22	-0.0065 U	0.0209	0.0075	0.037	1.00 - 2.83
5DS-00002	50443	Nb-94	0.0109 JS	0.0191	0.0062	0.0214	1.00 - 2.83

Table A.2
Analytical Results Summary
Subarea 5D, Round 1

Sample Location	Sample ID	Analyte Name	Activity	MDC	TPU	RTL	Sample Depth (feet bgs)
5DS-00002	50443	Np-236	0.0226 U	0.0504	0.0164	0.047	1.00 - 2.83
5DS-00002	50443	Np-239	0.0547 U	0.174	0.0543	0.139	1.00 - 2.83
5DS-00002	50443	Pa-231	-0.0014 U	1.05	0.352	0.936	1.00 - 2.83
5DS-00002	50443	Pb-212	2.72	0.0445	0.165	2.69	1.00 - 2.83
5DS-00002	50443	Pb-214	2.11	0.0429	0.0967	1.7	1.00 - 2.83
5DS-00002	50443	Pu-238	0.0027 U	0.0133	0.0033	0.0415	1.00 - 2.83
5DS-00002	50443	Pu-239/240	0.0038 U	0.0188	0.0049	0.0404	1.00 - 2.83
5DS-00002	50443	Pu-244	0.0012 U	0.0164	0.0036	0.0313	1.00 - 2.83
5DS-00002	50443	Sb-125	0.0279 U	0.0586	0.0182	0.354	1.00 - 2.83
5DS-00002	50443	Sn-126	-0.0057 U	0.0203	0.0063	0.0237	1.00 - 2.83
5DS-00002	50443	Sr-90	0.262	0.291	0.1	0.485	1.00 - 2.83
5DS-00002	50443	Th-228	2.29	0.12	0.19	3.98	1.00 - 2.83
5DS-00002	50443	Th-229	0.0428	0.0795	0.0258	0.145	1.00 - 2.83
5DS-00002	50443	Th-230	1.23	0.0231	0.121	2.2	1.00 - 2.83
5DS-00002	50443	Th-232	1.96	0.0627	0.165	3.1	1.00 - 2.83
5DS-00002	50443	Th-234	2.76 J	0.387	0.248	3.19	1.00 - 2.83
5DS-00002	50443	Tl-208	0.785	0.0216	0.0421	0.937	1.00 - 2.83
5DS-00002	50443	Tm-171	-7.98 U	20	7.04	72.4	1.00 - 2.83
5DS-00002	50443	U-233/234	1.34	0.0344	0.116	2.02	1.00 - 2.83
5DS-00002	50443	U-235/236	0.0823	0.0343	0.0225	0.151	1.00 - 2.83
5DS-00002	50443	U-238	1.17	0.0437	0.105	1.8	1.00 - 2.83
5DS-00003	50444	Ac-227	0.0077 U	0.226	0.0663	0.217	0.00 - 0.50
5DS-00003	50444	Am-241	0.0074	0.0067	0.0043	0.0454	0.00 - 0.50
5DS-00003	50444	Bi-212	1.99	0.158	0.129	2.15	0.00 - 0.50
5DS-00003	50444	Bi-214	1.99	0.0334	0.0853	1.59	0.00 - 0.50
5DS-00003	50444	Cd-113m	-55 U	147	45.5	3030	0.00 - 0.50
5DS-00003	50444	Cm-243/244	0.0014 U	0.0198	0.0044	0.0443	0.00 - 0.50
5DS-00003	50444	Co-60	0.0074 U	0.0189	0.0055	0.028	0.00 - 0.50
5DS-00003	50444	Cs-134	0.0172	0.0176	0.0057	0.0864	0.00 - 0.50
5DS-00003	50444	Cs-137	0.196	0.0196	0.0137	0.207	0.00 - 0.50
5DS-00003	50444	Eu-152	-0.0064 U	0.0533	0.0182	0.0566	0.00 - 0.50
5DS-00003	50444	Eu-154	-0.0165 U	0.0974	0.034	0.15	0.00 - 0.50
5DS-00003	50444	Eu-155	0.153 JS	0.0787	0.0305	0.231	0.00 - 0.50
5DS-00003	50444	Ho-166m	-0.0104 U	0.029	0.0089	0.0432	0.00 - 0.50

Table A.2
Analytical Results Summary
Subarea 5D, Round 1

Sample Location	Sample ID	Analyte Name	Activity	MDC	TPU	RTL	Sample Depth (feet bgs)
5DS-00003	50444	K-40	16.2	0.149	0.921	32.4	0.00 - 0.50
5DS-00003	50444	Na-22	0.0074 U	0.0209	0.007	0.037	0.00 - 0.50
5DS-00003	50444	Nb-94	0.0121 JS	0.0175	0.0057	0.0214	0.00 - 0.50
5DS-00003	50444	Np-236	-0.0201 U	0.0418	0.0153	0.047	0.00 - 0.50
5DS-00003	50444	Np-239	0.0038 U	0.151	0.0443	0.139	0.00 - 0.50
5DS-00003	50444	Pa-231	0.205 U	0.919	0.294	0.936	0.00 - 0.50
5DS-00003	50444	Pb-212	3.11	0.0407	0.185	2.69	0.00 - 0.50
5DS-00003	50444	Pb-214	2.22	0.038	0.102	1.7	0.00 - 0.50
5DS-00003	50444	Pu-238	0.0049	0.0066	0.0035	0.0415	0.00 - 0.50
5DS-00003	50444	Pu-239/240	0.0107 U	0.0266	0.008	0.0404	0.00 - 0.50
5DS-00003	50444	Pu-244	0.0031 U	0.0155	0.0039	0.0313	0.00 - 0.50
5DS-00003	50444	Sb-125	0.0279 JS	0.0558	0.0177	0.354	0.00 - 0.50
5DS-00003	50444	Sn-126	-0.0057 U	0.0188	0.0057	0.0237	0.00 - 0.50
5DS-00003	50444	Sr-90	-0.0929 U	0.225	0.0476	0.485	0.00 - 0.50
5DS-00003	50444	Th-228	3.23	0.0683	0.221	3.98	0.00 - 0.50
5DS-00003	50444	Th-229	0.0131	0.0177	0.0093	0.145	0.00 - 0.50
5DS-00003	50444	Th-230	1.59	0.0703	0.129	2.2	0.00 - 0.50
5DS-00003	50444	Th-232	2.73	0.0479	0.189	3.1	0.00 - 0.50
5DS-00003	50444	Th-234	3.39 J	0.314	0.252	3.19	0.00 - 0.50
5DS-00003	50444	Tl-208	0.954	0.0205	0.0496	0.937	0.00 - 0.50
5DS-00003	50444	Tm-171	-9.02 U	13.9	5.21	72.4	0.00 - 0.50
5DS-00003	50444	U-233/234	1.59	0.0597	0.142	2.02	0.00 - 0.50
5DS-00003	50444	U-235/236	0.088	0.0184	0.0251	0.151	0.00 - 0.50
5DS-00003	50444	U-238	1.61	0.0148	0.142	1.8	0.00 - 0.50
5DS-00004	50446	Ac-227	-0.0768 U	0.283	0.0894	0.217	0.00 - 0.50
5DS-00004	50446	Am-241	0.0032 U	0.034	0.0087	0.0454	0.00 - 0.50
5DS-00004	50446	Bi-212	1.93	0.188	0.143	2.15	0.00 - 0.50
5DS-00004	50446	Bi-214	1.79	0.0424	0.0801	1.59	0.00 - 0.50
5DS-00004	50446	Cd-113m	-21.9 U	186	62.4	3030	0.00 - 0.50
5DS-00004	50446	Cm-243/244	0.0022 U	0.0238	0.0056	0.0443	0.00 - 0.50
5DS-00004	50446	Co-60	-0.0129 U	0.0207	0.0071	0.028	0.00 - 0.50
5DS-00004	50446	Cs-134	0.0191 JS	0.0225	0.0086	0.0864	0.00 - 0.50
5DS-00004	50446	Cs-137	0.227	0.022	0.0156	0.207	0.00 - 0.50
5DS-00004	50446	Eu-152	-0.0274 U	0.0692	0.0259	0.0566	0.00 - 0.50

Table A.2
Analytical Results Summary
Subarea 5D, Round 1

Sample Location	Sample ID	Analyte Name	Activity	MDC	TPU	RTL	Sample Depth (feet bgs)
5DS-00004	50446	Eu-154	-0.008 U	0.119	0.0403	0.15	0.00 - 0.50
5DS-00004	50446	Eu-155	0.138 JS	0.103	0.0357	0.231	0.00 - 0.50
5DS-00004	50446	Ho-166m	-0.0084 U	0.035	0.0108	0.0432	0.00 - 0.50
5DS-00004	50446	K-40	19.9	0.177	1.22	32.4	0.00 - 0.50
5DS-00004	50446	Na-22	-0.0119 U	0.0245	0.0092	0.037	0.00 - 0.50
5DS-00004	50446	Nb-94	0.0115 JS	0.0208	0.0067	0.0214	0.00 - 0.50
5DS-00004	50446	Np-236	-0.0336 U	0.0541	0.0188	0.047	0.00 - 0.50
5DS-00004	50446	Np-239	0.0538 U	0.188	0.0585	0.139	0.00 - 0.50
5DS-00004	50446	Pa-231	-0.0252 U	1.19	0.378	0.936	0.00 - 0.50
5DS-00004	50446	Pb-212	3.16	0.0526	0.192	2.69	0.00 - 0.50
5DS-00004	50446	Pb-214	2.11	0.0495	0.0977	1.7	0.00 - 0.50
5DS-00004	50446	Pu-238	0.0064	0.0057	0.0037	0.0415	0.00 - 0.50
5DS-00004	50446	Pu-239/240	0.0112	0.0135	0.0054	0.0404	0.00 - 0.50
5DS-00004	50446	Pu-244	0	0.0057	0.0021	0.0313	0.00 - 0.50
5DS-00004	50446	Sb-125	0.0146 U	0.066	0.0196	0.354	0.00 - 0.50
5DS-00004	50446	Sn-126	0.0065 U	0.0229	0.007	0.0237	0.00 - 0.50
5DS-00004	50446	Sr-90	0.126 U	0.314	0.0946	0.485	0.00 - 0.50
5DS-00004	50446	Th-228	2.29	0.0969	0.168	3.98	0.00 - 0.50
5DS-00004	50446	Th-229	0.0061 U	0.0733	0.0183	0.145	0.00 - 0.50
5DS-00004	50446	Th-230	1.39	0.0656	0.114	2.2	0.00 - 0.50
5DS-00004	50446	Th-232	1.93	0.0164	0.142	3.1	0.00 - 0.50
5DS-00004	50446	Th-234	2.96	0.448	0.272	3.19	0.00 - 0.50
5DS-00004	50446	Tl-208	0.953	0.0251	0.0512	0.937	0.00 - 0.50
5DS-00004	50446	Tm-171	-7.03 U	23.8	8.22	72.4	0.00 - 0.50
5DS-00004	50446	U-233/234	1.28	0.0463	0.107	2.02	0.00 - 0.50
5DS-00004	50446	U-235/236	0.0903	0.0364	0.0224	0.151	0.00 - 0.50
5DS-00004	50446	U-238	1.34	0.0436	0.111	1.8	0.00 - 0.50
5DS-00005	50448	Ac-227	-0.124 U	0.221	0.0725	0.217	0.00 - 0.50
5DS-00005	50448	Am-241	0.0222	0.0346	0.0114	0.0454	0.00 - 0.50
5DS-00005	50448	Bi-212	1.5	0.171	0.112	2.15	0.00 - 0.50
5DS-00005	50448	Bi-214	1.72	0.0354	0.0769	1.59	0.00 - 0.50
5DS-00005	50448	Cd-113m	-30.6 U	148	46	3030	0.00 - 0.50
5DS-00005	50448	Cm-243/244	0.004 U	0.0308	0.0078	0.0443	0.00 - 0.50
5DS-00005	50448	Co-60	-0.0028 U	0.0202	0.006	0.028	0.00 - 0.50

Table A.2
Analytical Results Summary
Subarea 5D, Round 1

Sample Location	Sample ID	Analyte Name	Activity	MDC	TPU	RTL	Sample Depth (feet bgs)
5DS-00005	50448	Cs-134	-0.0015 U	0.0197	0.0067	0.0864	0.00 - 0.50
5DS-00005	50448	Cs-137	0.124	0.02	0.0115	0.207	0.00 - 0.50
5DS-00005	50448	Eu-152	-0.0008 U	0.056	0.0206	0.0566	0.00 - 0.50
5DS-00005	50448	Eu-154	-0.0569 U	0.11	0.0354	0.15	0.00 - 0.50
5DS-00005	50448	Eu-155	0.133 JS	0.079	0.0338	0.231	0.00 - 0.50
5DS-00005	50448	Ho-166m	0.014 U	0.0331	0.0101	0.0432	0.00 - 0.50
5DS-00005	50448	K-40	16.3	0.16	0.893	32.4	0.00 - 0.50
5DS-00005	50448	Na-22	-0.0125 U	0.0236	0.0078	0.037	0.00 - 0.50
5DS-00005	50448	Nb-94	0.0019 U	0.0188	0.0056	0.0214	0.00 - 0.50
5DS-00005	50448	Np-236	-0.028 U	0.0412	0.0143	0.047	0.00 - 0.50
5DS-00005	50448	Np-239	0.0173 U	0.148	0.0436	0.139	0.00 - 0.50
5DS-00005	50448	Pa-231	-0.17 U	0.915	0.276	0.936	0.00 - 0.50
5DS-00005	50448	Pb-212	2.47	0.0417	0.141	2.69	0.00 - 0.50
5DS-00005	50448	Pb-214	1.84	0.0401	0.0849	1.7	0.00 - 0.50
5DS-00005	50448	Pu-238	-0.0031 UJ	0.0273	0.0053	0.0415	0.00 - 0.50
5DS-00005	50448	Pu-239/240	-0.0149 UJ	0.0586	0.0118	0.0404	0.00 - 0.50
5DS-00005	50448	Pu-244	-0.0007 UJ	0.0387	0.0081	0.0313	0.00 - 0.50
5DS-00005	50448	Sb-125	0.021 U	0.0569	0.0177	0.354	0.00 - 0.50
5DS-00005	50448	Sn-126	-0.0117 U	0.0193	0.0065	0.0237	0.00 - 0.50
5DS-00005	50448	Sr-90	0.127 U	0.262	0.0806	0.485	0.00 - 0.50
5DS-00005	50448	Th-228	2.49	0.106	0.163	3.98	0.00 - 0.50
5DS-00005	50448	Th-229	-0.0091 U	0.0683	0.0158	0.145	0.00 - 0.50
5DS-00005	50448	Th-230	1.21	0.0489	0.093	2.2	0.00 - 0.50
5DS-00005	50448	Th-232	2.02	0.042	0.133	3.1	0.00 - 0.50
5DS-00005	50448	Th-234	2.89	0.339	0.217	3.19	0.00 - 0.50
5DS-00005	50448	Tl-208	0.829	0.0214	0.0456	0.937	0.00 - 0.50
5DS-00005	50448	Tm-171	-7.9 U	14.6	5.27	72.4	0.00 - 0.50
5DS-00005	50448	U-233/234	1.43	0.0332	0.117	2.02	0.00 - 0.50
5DS-00005	50448	U-235/236	0.0737	0.0289	0.0195	0.151	0.00 - 0.50
5DS-00005	50448	U-238	1.44	0.0099	0.117	1.8	0.00 - 0.50
5DS-00005	50449	Ac-227	0.0508 U	0.294	0.0876	0.217	1.00 - 2.00
5DS-00005	50449	Am-241	0.0077 U	0.0245	0.0069	0.0454	1.00 - 2.00
5DS-00005	50449	Bi-212	2.15	0.207	0.165	2.15	1.00 - 2.00
5DS-00005	50449	Bi-214	2.34	0.0454	0.103	1.59	1.00 - 2.00

Table A.2
Analytical Results Summary
Subarea 5D, Round 1

Sample Location	Sample ID	Analyte Name	Activity	MDC	TPU	RTL	Sample Depth (feet bgs)
5DS-00005	50449	Cd-113m	-15.6 U	192	61.7	3030	1.00 - 2.00
5DS-00005	50449	Cm-243/244	0.007 U	0.0215	0.0061	0.0443	1.00 - 2.00
5DS-00005	50449	Co-60	-0.0097 U	0.0248	0.0079	0.028	1.00 - 2.00
5DS-00005	50449	Cs-134	0.0014 U	0.0231	0.0078	0.0864	1.00 - 2.00
5DS-00005	50449	Cs-137	0.0502	0.025	0.0091	0.207	1.00 - 2.00
5DS-00005	50449	Eu-152	-0.029 U	0.0709	0.0244	0.0566	1.00 - 2.00
5DS-00005	50449	Eu-154	0.0667 J	0.137	0.0471	0.15	1.00 - 2.00
5DS-00005	50449	Eu-155	0.124 JS	0.106	0.0444	0.231	1.00 - 2.00
5DS-00005	50449	Ho-166m	0.0089 U	0.0409	0.0122	0.0432	1.00 - 2.00
5DS-00005	50449	K-40	16.5	0.205	1.01	32.4	1.00 - 2.00
5DS-00005	50449	Na-22	-0.0091 U	0.0278	0.0086	0.037	1.00 - 2.00
5DS-00005	50449	Nb-94	0.0223 JS	0.0243	0.0087	0.0214	1.00 - 2.00
5DS-00005	50449	Np-236	-0.0447 UJ	0.0558	0.0222	0.047	1.00 - 2.00
5DS-00005	50449	Np-239	0.0896 U	0.198	0.0616	0.139	1.00 - 2.00
5DS-00005	50449	Pa-231	-0.446 U	1.18	0.449	0.936	1.00 - 2.00
5DS-00005	50449	Pb-212	3.4	0.0525	0.225	2.69	1.00 - 2.00
5DS-00005	50449	Pb-214	2.63	0.0509	0.131	1.7	1.00 - 2.00
5DS-00005	50449	Pu-238	-0.0015 U	0.0136	0.0026	0.0415	1.00 - 2.00
5DS-00005	50449	Pu-239/240	0.014	0.0168	0.0065	0.0404	1.00 - 2.00
5DS-00005	50449	Pu-244	0.0049	0.0136	0.004	0.0313	1.00 - 2.00
5DS-00005	50449	Sb-125	-0.0005 U	0.0699	0.0213	0.354	1.00 - 2.00
5DS-00005	50449	Sn-126	0.0127 U	0.026	0.0081	0.0237	1.00 - 2.00
5DS-00005	50449	Sr-90	0.328	0.187	0.0798	0.485	1.00 - 2.00
5DS-00005	50449	Th-228	3.29	0.112	0.235	3.98	1.00 - 2.00
5DS-00005	50449	Th-229	0.0441	0.0883	0.0276	0.145	1.00 - 2.00
5DS-00005	50449	Th-230	1.78	0.103	0.148	2.2	1.00 - 2.00
5DS-00005	50449	Th-232	3.33	0.0679	0.231	3.1	1.00 - 2.00
5DS-00005	50449	Th-234	3.62	0.461	0.309	3.19	1.00 - 2.00
5DS-00005	50449	Tl-208	1.08	0.0254	0.0585	0.937	1.00 - 2.00
5DS-00005	50449	Tm-171	-4.44 U	24.4	8.25	72.4	1.00 - 2.00
5DS-00005	50449	U-233/234	1.81	0.044	0.158	2.02	1.00 - 2.00
5DS-00005	50449	U-235/236	0.0827	0.0187	0.0245	0.151	1.00 - 2.00
5DS-00005	50449	U-238	2.04	0.0355	0.173	1.8	1.00 - 2.00
5DS-00006	50450	Ac-227	-0.09 U	0.224	0.0701	0.217	0.00 - 0.50

Table A.2
Analytical Results Summary
Subarea 5D, Round 1

Sample Location	Sample ID	Analyte Name	Activity	MDC	TPU	RTL	Sample Depth (feet bgs)
5DS-00006	50450	Am-241	0.0101	0.0237	0.0072	0.0454	0.00 - 0.50
5DS-00006	50450	Bi-212	1.44	0.17	0.113	2.15	0.00 - 0.50
5DS-00006	50450	Bi-214	1.6	0.0363	0.0721	1.59	0.00 - 0.50
5DS-00006	50450	Cd-113m	27.8 U	148	43.8	3030	0.00 - 0.50
5DS-00006	50450	Cm-243/244	-0.0012 U	0.0208	0.0038	0.0443	0.00 - 0.50
5DS-00006	50450	Co-60	-0.0014 U	0.0209	0.0062	0.028	0.00 - 0.50
5DS-00006	50450	Cs-134	0.0085 U	0.0192	0.0066	0.0864	0.00 - 0.50
5DS-00006	50450	Cs-137	0.117	0.0201	0.0107	0.207	0.00 - 0.50
5DS-00006	50450	Eu-152	-0.0153 U	0.0559	0.0197	0.0566	0.00 - 0.50
5DS-00006	50450	Eu-154	0.019 U	0.114	0.0381	0.15	0.00 - 0.50
5DS-00006	50450	Eu-155	0.128 JS	0.0778	0.0341	0.231	0.00 - 0.50
5DS-00006	50450	Ho-166m	-0.028 UJ	0.0308	0.0117	0.0432	0.00 - 0.50
5DS-00006	50450	K-40	17	0.169	1.05	32.4	0.00 - 0.50
5DS-00006	50450	Na-22	-0.0102 U	0.0244	0.0078	0.037	0.00 - 0.50
5DS-00006	50450	Nb-94	0.0102 JS	0.0197	0.0062	0.0214	0.00 - 0.50
5DS-00006	50450	Np-236	0.0141 U	0.0424	0.0145	0.047	0.00 - 0.50
5DS-00006	50450	Np-239	-0.0187 U	0.15	0.0443	0.139	0.00 - 0.50
5DS-00006	50450	Pa-231	-0.226 U	0.929	0.282	0.936	0.00 - 0.50
5DS-00006	50450	Pb-212	2.16	0.0392	0.128	2.69	0.00 - 0.50
5DS-00006	50450	Pb-214	1.72	0.0401	0.0803	1.7	0.00 - 0.50
5DS-00006	50450	Pu-238	0.0038 U	0.0192	0.0049	0.0415	0.00 - 0.50
5DS-00006	50450	Pu-239/240	0.0502	0.0283	0.0131	0.0404	0.00 - 0.50
5DS-00006	50450	Pu-244	0.0007 U	0.0155	0.003	0.0313	0.00 - 0.50
5DS-00006	50450	Sb-125	0.0069 U	0.0559	0.0169	0.354	0.00 - 0.50
5DS-00006	50450	Sn-126	0.0002 U	0.0211	0.0063	0.0237	0.00 - 0.50
5DS-00006	50450	Sr-90	-0.0488 U	0.306	0.0786	0.485	0.00 - 0.50
5DS-00006	50450	Th-228	2.32	0.0685	0.175	3.98	0.00 - 0.50
5DS-00006	50450	Th-229	0.0409	0.0502	0.0194	0.145	0.00 - 0.50
5DS-00006	50450	Th-230	1.43	0.102	0.124	2.2	0.00 - 0.50
5DS-00006	50450	Th-232	2.07	0.073	0.158	3.1	0.00 - 0.50
5DS-00006	50450	Th-234	2.48	0.349	0.226	3.19	0.00 - 0.50
5DS-00006	50450	Tl-208	0.684	0.0209	0.0382	0.937	0.00 - 0.50
5DS-00006	50450	Tm-171	2.2 U	18.1	5.93	72.4	0.00 - 0.50
5DS-00006	50450	U-233/234	1.34	0.0499	0.13	2.02	0.00 - 0.50

Table A.2
Analytical Results Summary
Subarea 5D, Round 1

Sample Location	Sample ID	Analyte Name	Activity	MDC	TPU	RTL	Sample Depth (feet bgs)
5DS-00006	50450	U-235/236	0.086	0.0212	0.0266	0.151	0.00 - 0.50
5DS-00006	50450	U-238	1.47	0.0171	0.139	1.8	0.00 - 0.50
5DS-00006	50451	Ac-227	-0.02 U	0.227	0.0755	0.217	1.00 - 1.83
5DS-00006	50451	Am-241	0.0014 UJ	0.0371	0.0087	0.0454	1.00 - 1.83
5DS-00006	50451	Bi-212	1.67	0.154	0.119	2.15	1.00 - 1.83
5DS-00006	50451	Bi-214	1.81	0.0337	0.079	1.59	1.00 - 1.83
5DS-00006	50451	Cd-113m	22.1 U	153	50.5	3030	1.00 - 1.83
5DS-00006	50451	Cm-243/244	0.0019 UJ	0.027	0.006	0.0443	1.00 - 1.83
5DS-00006	50451	Co-60	-0.0003 U	0.0193	0.0057	0.028	1.00 - 1.83
5DS-00006	50451	Cs-134	-0.0029 U	0.0172	0.0061	0.0864	1.00 - 1.83
5DS-00006	50451	Cs-137	0.0398	0.0198	0.0077	0.207	1.00 - 1.83
5DS-00006	50451	Eu-152	-0.0047 U	0.0551	0.0186	0.0566	1.00 - 1.83
5DS-00006	50451	Eu-154	-0.0203 U	0.102	0.0355	0.15	1.00 - 1.83
5DS-00006	50451	Eu-155	0.113 JS	0.0808	0.0348	0.231	1.00 - 1.83
5DS-00006	50451	Ho-166m	-0.003 U	0.0299	0.0087	0.0432	1.00 - 1.83
5DS-00006	50451	K-40	18.1	0.15	1.02	32.4	1.00 - 1.83
5DS-00006	50451	Na-22	-0.0042 U	0.0218	0.0067	0.037	1.00 - 1.83
5DS-00006	50451	Nb-94	0.012 JS	0.0186	0.0059	0.0214	1.00 - 1.83
5DS-00006	50451	Np-236	-0.0085 U	0.0432	0.0133	0.047	1.00 - 1.83
5DS-00006	50451	Np-239	-0.0048 U	0.154	0.0449	0.139	1.00 - 1.83
5DS-00006	50451	Pa-231	-0.168 U	0.933	0.278	0.936	1.00 - 1.83
5DS-00006	50451	Pb-212	2.79	0.0405	0.163	2.69	1.00 - 1.83
5DS-00006	50451	Pb-214	2.01	0.04	0.0909	1.7	1.00 - 1.83
5DS-00006	50451	Pu-238	0.0027	0.0074	0.0027	0.0415	1.00 - 1.83
5DS-00006	50451	Pu-239/240	0.0062	0.0173	0.0051	0.0404	1.00 - 1.83
5DS-00006	50451	Pu-244	0.0062	0.0173	0.0051	0.0313	1.00 - 1.83
5DS-00006	50451	Sb-125	0.0046 U	0.0538	0.016	0.354	1.00 - 1.83
5DS-00006	50451	Sn-126	-0.0008 U	0.0196	0.0057	0.0237	1.00 - 1.83
5DS-00006	50451	Sr-90	-0.137 U	0.382	0.0985	0.485	1.00 - 1.83
5DS-00006	50451	Th-228	2.88	0.113	0.214	3.98	1.00 - 1.83
5DS-00006	50451	Th-229	0 U	0.097	0.0234	0.145	1.00 - 1.83
5DS-00006	50451	Th-230	1.38	0.139	0.128	2.2	1.00 - 1.83
5DS-00006	50451	Th-232	2.68	0.0684	0.197	3.1	1.00 - 1.83
5DS-00006	50451	Th-234	2.9	0.353	0.237	3.19	1.00 - 1.83

Table A.2
Analytical Results Summary
Subarea 5D, Round 1

Sample Location	Sample ID	Analyte Name	Activity	MDC	TPU	RTL	Sample Depth (feet bgs)
5DS-00006	50451	Tl-208	0.855	0.0198	0.0444	0.937	1.00 - 1.83
5DS-00006	50451	Tm-171	-7.68 U	15.5	5.54	72.4	1.00 - 1.83
5DS-00006	50451	U-233/234	1.32	0.054	0.123	2.02	1.00 - 1.83
5DS-00006	50451	U-235/236	0.0665	0.018	0.0215	0.151	1.00 - 1.83
5DS-00006	50451	U-238	1.42	0.0343	0.129	1.8	1.00 - 1.83
5DS-00007	50452	Ac-227	-0.0712 U	0.15	0.0531	0.217	0.00 - 0.50
5DS-00007	50452	Am-241	0.0065 U	0.0296	0.008	0.0454	0.00 - 0.50
5DS-00007	50452	Bi-212	1.47	0.103	0.0899	2.15	0.00 - 0.50
5DS-00007	50452	Bi-214	1.76	0.0218	0.0729	1.59	0.00 - 0.50
5DS-00007	50452	Cd-113m	13.4 U	99.4	33.1	3030	0.00 - 0.50
5DS-00007	50452	Cm-243/244	-0.0052 U	0.0276	0.0048	0.0443	0.00 - 0.50
5DS-00007	50452	Co-60	-0.0023 U	0.0125	0.0039	0.028	0.00 - 0.50
5DS-00007	50452	Cs-134	0.0162	0.0115	0.0037	0.0864	0.00 - 0.50
5DS-00007	50452	Cs-137	0.0968	0.0131	0.0081	0.207	0.00 - 0.50
5DS-00007	50452	Eu-152	0.002 U	0.0364	0.0132	0.0566	0.00 - 0.50
5DS-00007	50452	Eu-154	-0.0101 U	0.0651	0.0226	0.15	0.00 - 0.50
5DS-00007	50452	Eu-155	0.0843 JS	0.053	0.0188	0.231	0.00 - 0.50
5DS-00007	50452	Ho-166m	-0.0055 U	0.0198	0.006	0.0432	0.00 - 0.50
5DS-00007	50452	K-40	18.1	0.0923	1.01	32.4	0.00 - 0.50
5DS-00007	50452	Na-22	0.0021 U	0.0152	0.0053	0.037	0.00 - 0.50
5DS-00007	50452	Nb-94	0.0038 U	0.0115	0.0034	0.0214	0.00 - 0.50
5DS-00007	50452	Np-236	0.0045 U	0.0284	0.0097	0.047	0.00 - 0.50
5DS-00007	50452	Np-239	-0.0352 U	0.101	0.0307	0.139	0.00 - 0.50
5DS-00007	50452	Pa-231	-0.142 U	0.614	0.185	0.936	0.00 - 0.50
5DS-00007	50452	Pb-212	2.46	0.0275	0.142	2.69	0.00 - 0.50
5DS-00007	50452	Pb-214	1.71	0.0254	0.0754	1.7	0.00 - 0.50
5DS-00007	50452	Pu-238	-0.0045 UJ	0.0244	0.0044	0.0415	0.00 - 0.50
5DS-00007	50452	Pu-239/240	0.0043 UJ	0.0336	0.0085	0.0404	0.00 - 0.50
5DS-00007	50452	Pu-244	0.0062	0.0084	0.0044	0.0313	0.00 - 0.50
5DS-00007	50452	Sb-125	-0.0059 U	0.0351	0.0107	0.354	0.00 - 0.50
5DS-00007	50452	Sn-126	0.0021 U	0.0126	0.0037	0.0237	0.00 - 0.50
5DS-00007	50452	Sr-90	0.0558 U	0.354	0.102	0.485	0.00 - 0.50
5DS-00007	50452	Th-228	2.12	0.0807	0.147	3.98	0.00 - 0.50
5DS-00007	50452	Th-229	0.0143 U	0.0674	0.0185	0.145	0.00 - 0.50

Table A.2
Analytical Results Summary
Subarea 5D, Round 1

Sample Location	Sample ID	Analyte Name	Activity	MDC	TPU	RTL	Sample Depth (feet bgs)
5DS-00007	50452	Th-230	1.17	0.0443	0.0933	2.2	0.00 - 0.50
5DS-00007	50452	Th-232	1.64	0.035	0.117	3.1	0.00 - 0.50
5DS-00007	50452	Th-234	2.49	0.219	0.196	3.19	0.00 - 0.50
5DS-00007	50452	Tl-208	0.791	0.0129	0.0395	0.937	0.00 - 0.50
5DS-00007	50452	Tm-171	-9.81 UJ	10.5	4.27	72.4	0.00 - 0.50
5DS-00007	50452	U-233/234	1.34	0.0708	0.123	2.02	0.00 - 0.50
5DS-00007	50452	U-235/236	0.0721	0.0407	0.0231	0.151	0.00 - 0.50
5DS-00007	50452	U-238	1.4	0.014	0.126	1.8	0.00 - 0.50
5DS-00008	50454	Ac-227	0.102 U	0.269	0.0845	0.217	0.00 - 0.50
5DS-00008	50454	Am-241	0.0057 UJ	0.0282	0.0074	0.0454	0.00 - 0.50
5DS-00008	50454	Bi-212	2.17	0.188	0.142	2.15	0.00 - 0.50
5DS-00008	50454	Bi-214	2.59	0.0403	0.11	1.59	0.00 - 0.50
5DS-00008	50454	Cd-113m	-2.94 U	177	61.6	3030	0.00 - 0.50
5DS-00008	50454	Cm-243/244	0.0107 UJ	0.0344	0.0098	0.0443	0.00 - 0.50
5DS-00008	50454	Co-60	-0.0001 U	0.0214	0.0064	0.028	0.00 - 0.50
5DS-00008	50454	Cs-134	0.0173 JS	0.0217	0.0083	0.0864	0.00 - 0.50
5DS-00008	50454	Cs-137	0.113	0.022	0.0112	0.207	0.00 - 0.50
5DS-00008	50454	Eu-152	-0.0919 UJ	0.0655	0.0327	0.0566	0.00 - 0.50
5DS-00008	50454	Eu-154	0.04 U	0.112	0.0383	0.15	0.00 - 0.50
5DS-00008	50454	Eu-155	0.188 JS	0.0947	0.0383	0.231	0.00 - 0.50
5DS-00008	50454	Ho-166m	-0.0002 U	0.0354	0.0107	0.0432	0.00 - 0.50
5DS-00008	50454	K-40	18.1	0.184	1.09	32.4	0.00 - 0.50
5DS-00008	50454	Na-22	0.0053 U	0.0237	0.0082	0.037	0.00 - 0.50
5DS-00008	50454	Nb-94	0.0062 U	0.0209	0.0064	0.0214	0.00 - 0.50
5DS-00008	50454	Np-236	-0.0208 U	0.0505	0.0163	0.047	0.00 - 0.50
5DS-00008	50454	Np-239	-0.0866 U	0.18	0.0586	0.139	0.00 - 0.50
5DS-00008	50454	Pa-231	-0.544 U	1.09	0.374	0.936	0.00 - 0.50
5DS-00008	50454	Pb-212	3.91	0.0499	0.236	2.69	0.00 - 0.50
5DS-00008	50454	Pb-214	2.82	0.0462	0.131	1.7	0.00 - 0.50
5DS-00008	50454	Pu-238	0.0018 U	0.019	0.0045	0.0415	0.00 - 0.50
5DS-00008	50454	Pu-239/240	0.0027 U	0.0133	0.0033	0.0404	0.00 - 0.50
5DS-00008	50454	Pu-244	0.0012 U	0.0165	0.0037	0.0313	0.00 - 0.50
5DS-00008	50454	Sb-125	-0.0101 U	0.0642	0.0191	0.354	0.00 - 0.50
5DS-00008	50454	Sn-126	-0.0002 U	0.0226	0.0068	0.0237	0.00 - 0.50

Table A.2
Analytical Results Summary
Subarea 5D, Round 1

Sample Location	Sample ID	Analyte Name	Activity	MDC	TPU	RTL	Sample Depth (feet bgs)
5DS-00008	50454	Sr-90	0.0476 U	0.218	0.0625	0.485	0.00 - 0.50
5DS-00008	50454	Th-228	2.89	0.104	0.202	3.98	0.00 - 0.50
5DS-00008	50454	Th-229	0.216	0.0177	0.039	0.145	0.00 - 0.50
5DS-00008	50454	Th-230	1.54	0.0704	0.125	2.2	0.00 - 0.50
5DS-00008	50454	Th-232	2.41	0.0605	0.171	3.1	0.00 - 0.50
5DS-00008	50454	Th-234	3.81	0.375	0.267	3.19	0.00 - 0.50
5DS-00008	50454	Tl-208	1.2	0.0234	0.062	0.937	0.00 - 0.50
5DS-00008	50454	Tm-171	1.19 U	17.6	6.18	72.4	0.00 - 0.50
5DS-00008	50454	U-233/234	1.8	0.0838	0.167	2.02	0.00 - 0.50
5DS-00008	50454	U-235/236	0.0631	0.0659	0.0268	0.151	0.00 - 0.50
5DS-00008	50454	U-238	1.6	0.0431	0.152	1.8	0.00 - 0.50
5DS-00009	50456	Ac-227	0.0162 U	0.197	0.0596	0.217	0.00 - 0.50
5DS-00009	50456	Am-241	0.0056 U	0.0242	0.0066	0.0454	0.00 - 0.50
5DS-00009	50456	Bi-212	1.49	0.137	0.102	2.15	0.00 - 0.50
5DS-00009	50456	Bi-214	1.69	0.0303	0.0739	1.59	0.00 - 0.50
5DS-00009	50456	Cd-113m	-36.3 U	129	43.6	3030	0.00 - 0.50
5DS-00009	50456	Cm-243/244	-0.0061 U	0.0312	0.0069	0.0443	0.00 - 0.50
5DS-00009	50456	Co-60	-0.0045 U	0.0161	0.005	0.028	0.00 - 0.50
5DS-00009	50456	Cs-134	0.0039 U	0.0165	0.0057	0.0864	0.00 - 0.50
5DS-00009	50456	Cs-137	0.114	0.0167	0.0094	0.207	0.00 - 0.50
5DS-00009	50456	Eu-152	-0.0173 U	0.047	0.0185	0.0566	0.00 - 0.50
5DS-00009	50456	Eu-154	0.0679 J	0.0894	0.0328	0.15	0.00 - 0.50
5DS-00009	50456	Eu-155	0.129 SJ	0.0702	0.0337	0.231	0.00 - 0.50
5DS-00009	50456	Ho-166m	-0.0045 U	0.0259	0.0079	0.0432	0.00 - 0.50
5DS-00009	50456	K-40	17.5	0.124	0.975	32.4	0.00 - 0.50
5DS-00009	50456	Na-22	-0.003 U	0.0189	0.0059	0.037	0.00 - 0.50
5DS-00009	50456	Nb-94	0.0018 U	0.0152	0.0045	0.0214	0.00 - 0.50
5DS-00009	50456	Np-236	0.0178 U	0.0379	0.0132	0.047	0.00 - 0.50
5DS-00009	50456	Np-239	-0.0003 U	0.131	0.0397	0.139	0.00 - 0.50
5DS-00009	50456	Pa-231	0.044 U	0.805	0.28	0.936	0.00 - 0.50
5DS-00009	50456	Pb-212	2.45	0.0358	0.141	2.69	0.00 - 0.50
5DS-00009	50456	Pb-214	1.88	0.0338	0.0841	1.7	0.00 - 0.50
5DS-00009	50456	Pu-238	-0.0043 U	0.0261	0.0054	0.0415	0.00 - 0.50
5DS-00009	50456	Pu-239/240	0.0206	0.019	0.0078	0.0404	0.00 - 0.50

Table A.2
Analytical Results Summary
Subarea 5D, Round 1

Sample Location	Sample ID	Analyte Name	Activity	MDC	TPU	RTL	Sample Depth (feet bgs)
5DS-00009	50456	Pu-244	0.0383 J	0.0134	0.0094	0.0313	0.00 - 0.50
5DS-00009	50456	Sb-125	0.0036 U	0.0467	0.0137	0.354	0.00 - 0.50
5DS-00009	50456	Sn-126	0.0008 U	0.0168	0.005	0.0237	0.00 - 0.50
5DS-00009	50456	Sr-90	-0.0276 U	0.28	0.0752	0.485	0.00 - 0.50
5DS-00009	50456	Th-228	1.89	0.195	0.189	3.98	0.00 - 0.50
5DS-00009	50456	Th-229	0.0497 U	0.13	0.0386	0.145	0.00 - 0.50
5DS-00009	50456	Th-230	1.33	0.119	0.141	2.2	0.00 - 0.50
5DS-00009	50456	Th-232	2.01	0.0268	0.183	3.1	0.00 - 0.50
5DS-00009	50456	Th-234	2.48	0.296	0.19	3.19	0.00 - 0.50
5DS-00009	50456	Tl-208	0.766	0.018	0.0408	0.937	0.00 - 0.50
5DS-00009	50456	Tm-171	-5.44 U	13.8	5.06	72.4	0.00 - 0.50
5DS-00009	50456	U-233/234	1.38	0.0962	0.129	2.02	0.00 - 0.50
5DS-00009	50456	U-235/236	0.0842	0.0437	0.0258	0.151	0.00 - 0.50
5DS-00009	50456	U-238	1.29	0.015	0.12	1.8	0.00 - 0.50
5DS-00010	50458	Ac-227	-0.148 U	0.297	0.0997	0.217	0.00 - 0.50
5DS-00010	50458	Am-241	0.014	0.0198	0.0072	0.0454	0.00 - 0.50
5DS-00010	50458	Bi-212	1.8	0.209	0.13	2.15	0.00 - 0.50
5DS-00010	50458	Bi-214	1.93	0.0456	0.0875	1.59	0.00 - 0.50
5DS-00010	50458	Cd-113m	-132 U	203	71.4	3030	0.00 - 0.50
5DS-00010	50458	Cm-243/244	0.0109	0.0162	0.006	0.0443	0.00 - 0.50
5DS-00010	50458	Co-60	0.0179 J	0.0266	0.0085	0.028	0.00 - 0.50
5DS-00010	50458	Cs-134	0.0075 U	0.0245	0.0083	0.0864	0.00 - 0.50
5DS-00010	50458	Cs-137	0.137	0.0252	0.0126	0.207	0.00 - 0.50
5DS-00010	50458	Eu-152	-0.0064 U	0.0748	0.0257	0.0566	0.00 - 0.50
5DS-00010	50458	Eu-154	0.0129 U	0.13	0.0451	0.15	0.00 - 0.50
5DS-00010	50458	Eu-155	0.172 JS	0.114	0.0444	0.231	0.00 - 0.50
5DS-00010	50458	Ho-166m	0.0043 U	0.0402	0.0118	0.0432	0.00 - 0.50
5DS-00010	50458	K-40	18.6	0.185	1.17	32.4	0.00 - 0.50
5DS-00010	50458	Na-22	-0.002 U	0.0287	0.0099	0.037	0.00 - 0.50
5DS-00010	50458	Nb-94	0.0075 U	0.023	0.0069	0.0214	0.00 - 0.50
5DS-00010	50458	Np-236	-0.0108 U	0.0599	0.0195	0.047	0.00 - 0.50
5DS-00010	50458	Np-239	0.0104 U	0.203	0.0623	0.139	0.00 - 0.50
5DS-00010	50458	Pa-231	-0.56 U	1.23	0.411	0.936	0.00 - 0.50
5DS-00010	50458	Pb-212	3.14	0.055	0.206	2.69	0.00 - 0.50

Table A.2
Analytical Results Summary
Subarea 5D, Round 1

Sample Location	Sample ID	Analyte Name	Activity	MDC	TPU	RTL	Sample Depth (feet bgs)
5DS-00010	50458	Pb-214	2.22	0.0528	0.11	1.7	0.00 - 0.50
5DS-00010	50458	Pu-238	0.0037	0.0101	0.0037	0.0415	0.00 - 0.50
5DS-00010	50458	Pu-239/240	0.0133	0.0294	0.0092	0.0404	0.00 - 0.50
5DS-00010	50458	Pu-244	0.0075	0.0101	0.0053	0.0313	0.00 - 0.50
5DS-00010	50458	Sb-125	0.0005 U	0.0727	0.0217	0.354	0.00 - 0.50
5DS-00010	50458	Sn-126	-0.0177 UJ	0.0244	0.0085	0.0237	0.00 - 0.50
5DS-00010	50458	Sr-90	0.22 U	0.425	0.132	0.485	0.00 - 0.50
5DS-00010	50458	Th-228	2.81	0.0932	0.183	3.98	0.00 - 0.50
5DS-00010	50458	Th-229	0.0261	0.0385	0.0139	0.145	0.00 - 0.50
5DS-00010	50458	Th-230	1.37	0.0484	0.106	2.2	0.00 - 0.50
5DS-00010	50458	Th-232	2.35	0.0483	0.155	3.1	0.00 - 0.50
5DS-00010	50458	Th-234	3.37	0.49	0.304	3.19	0.00 - 0.50
5DS-00010	50458	Tl-208	0.937	0.0267	0.0512	0.937	0.00 - 0.50
5DS-00010	50458	Tm-171	-15.2 U	32.2	11.4	72.4	0.00 - 0.50
5DS-00010	50458	U-233/234	1.58	0.0722	0.142	2.02	0.00 - 0.50
5DS-00010	50458	U-235/236	0.0857	0.0538	0.0271	0.151	0.00 - 0.50
5DS-00010	50458	U-238	1.48	0.0436	0.134	1.8	0.00 - 0.50
5DS-00010	50459	Ac-227	-0.154 U	0.325	0.108	0.217	1.00 - 3.00
5DS-00010	50459	Am-241	-0.0119 UJ	0.045	0.0095	0.0454	1.00 - 3.00
5DS-00010	50459	Bi-212	2.56	0.205	0.165	2.15	1.00 - 3.00
5DS-00010	50459	Bi-214	2.51	0.0482	0.108	1.59	1.00 - 3.00
5DS-00010	50459	Cd-113m	-253 UJ	214	91.5	3030	1.00 - 3.00
5DS-00010	50459	Cm-243/244	0.0191	0.0399	0.0123	0.0443	1.00 - 3.00
5DS-00010	50459	Co-60	-0.0055 U	0.0243	0.0074	0.028	1.00 - 3.00
5DS-00010	50459	Cs-134	0.0028 U	0.0243	0.0082	0.0864	1.00 - 3.00
5DS-00010	50459	Cs-137	0.0105 U	0.0267	0.0093	0.207	1.00 - 3.00
5DS-00010	50459	Eu-152	-0.0105 U	0.0787	0.0288	0.0566	1.00 - 3.00
5DS-00010	50459	Eu-154	0.0738 J	0.136	0.0492	0.15	1.00 - 3.00
5DS-00010	50459	Eu-155	0.214 JS	0.124	0.044	0.231	1.00 - 3.00
5DS-00010	50459	Ho-166m	0.0059 U	0.0421	0.0124	0.0432	1.00 - 3.00
5DS-00010	50459	K-40	15.2	0.212	0.962	32.4	1.00 - 3.00
5DS-00010	50459	Na-22	0.0014 U	0.0278	0.0095	0.037	1.00 - 3.00
5DS-00010	50459	Nb-94	0.0125 J	0.0247	0.0077	0.0214	1.00 - 3.00
5DS-00010	50459	Np-236	-0.0203 U	0.0654	0.0245	0.047	1.00 - 3.00

Table A.2
Analytical Results Summary
Subarea 5D, Round 1

Sample Location	Sample ID	Analyte Name	Activity	MDC	TPU	RTL	Sample Depth (feet bgs)
5DS-00010	50459	Np-239	-0.0265 U	0.222	0.0688	0.139	1.00 - 3.00
5DS-00010	50459	Pa-231	-0.208 UJ	1.33	0.573	0.936	1.00 - 3.00
5DS-00010	50459	Pb-212	4.19	0.0573	0.274	2.69	1.00 - 3.00
5DS-00010	50459	Pb-214	2.88	0.056	0.14	1.7	1.00 - 3.00
5DS-00010	50459	Pu-238	0.0075	0.0165	0.0052	0.0415	1.00 - 3.00
5DS-00010	50459	Pu-239/240	0.0033 U	0.0165	0.0042	0.0404	1.00 - 3.00
5DS-00010	50459	Pu-244	0.0021	0.0057	0.0021	0.0313	1.00 - 3.00
5DS-00010	50459	Sb-125	0.0092 U	0.0756	0.0227	0.354	1.00 - 3.00
5DS-00010	50459	Sn-126	0.0055 U	0.0274	0.0081	0.0237	1.00 - 3.00
5DS-00010	50459	Sr-90	0.148	0.238	0.0755	0.485	1.00 - 3.00
5DS-00010	50459	Th-228	3.7	0.063	0.235	3.98	1.00 - 3.00
5DS-00010	50459	Th-229	0.0565	0.017	0.019	0.145	1.00 - 3.00
5DS-00010	50459	Th-230	1.93	0.0675	0.143	2.2	1.00 - 3.00
5DS-00010	50459	Th-232	3.34	0.046	0.213	3.1	1.00 - 3.00
5DS-00010	50459	Th-234	4.34	0.552	0.361	3.19	1.00 - 3.00
5DS-00010	50459	Tl-208	1.27	0.0274	0.0656	0.937	1.00 - 3.00
5DS-00010	50459	Tm-171	-30 UJ	33	13.3	72.4	1.00 - 3.00
5DS-00010	50459	U-233/234	2.02	0.0484	0.155	2.02	1.00 - 3.00
5DS-00010	50459	U-235/236	0.0758	0.0361	0.0205	0.151	1.00 - 3.00
5DS-00010	50459	U-238	1.88	0.0335	0.146	1.8	1.00 - 3.00
5DS-00011	50460	Ac-227	-0.0713 U	0.147	0.0488	0.217	0.00 - 0.50
5DS-00011	50460	Am-241	0.0038 U	0.0194	0.005	0.0454	0.00 - 0.50
5DS-00011	50460	Bi-212	1.73	0.122	0.11	2.15	0.00 - 0.50
5DS-00011	50460	Bi-214	1.89	0.0275	0.081	1.59	0.00 - 0.50
5DS-00011	50460	Cd-113m	-3.37 U	96.6	29.9	3030	0.00 - 0.50
5DS-00011	50460	Cm-243/244	-0.0033 U	0.0291	0.0062	0.0443	0.00 - 0.50
5DS-00011	50460	Co-60	0.003 U	0.0161	0.0047	0.028	0.00 - 0.50
5DS-00011	50460	Cs-134	0.0064 U	0.0146	0.0052	0.0864	0.00 - 0.50
5DS-00011	50460	Cs-137	0.0945	0.0148	0.0096	0.207	0.00 - 0.50
5DS-00011	50460	Eu-152	-0.0119 U	0.0368	0.0135	0.0566	0.00 - 0.50
5DS-00011	50460	Eu-154	0.0294 U	0.0851	0.0299	0.15	0.00 - 0.50
5DS-00011	50460	Eu-155	0.136 JS	0.0447	0.0221	0.231	0.00 - 0.50
5DS-00011	50460	Ho-166m	-0.0153 U	0.0232	0.0078	0.0432	0.00 - 0.50
5DS-00011	50460	K-40	21	0.118	1.12	32.4	0.00 - 0.50

Table A.2
Analytical Results Summary
Subarea 5D, Round 1

Sample Location	Sample ID	Analyte Name	Activity	MDC	TPU	RTL	Sample Depth (feet bgs)
5DS-00011	50460	Na-22	-0.0078 U	0.0182	0.0058	0.037	0.00 - 0.50
5DS-00011	50460	Nb-94	0.0105 JS	0.0144	0.0048	0.0214	0.00 - 0.50
5DS-00011	50460	Np-236	-0.0138 U	0.0245	0.0079	0.047	0.00 - 0.50
5DS-00011	50460	Np-239	-0.0247 U	0.0964	0.0302	0.139	0.00 - 0.50
5DS-00011	50460	Pa-231	-0.119 U	0.612	0.203	0.936	0.00 - 0.50
5DS-00011	50460	Pb-212	2.72	0.0263	0.147	2.69	0.00 - 0.50
5DS-00011	50460	Pb-214	2.07	0.0269	0.0901	1.7	0.00 - 0.50
5DS-00011	50460	Pu-238	0.0117	0.0063	0.0053	0.0415	0.00 - 0.50
5DS-00011	50460	Pu-239/240	0.0083	0.0184	0.0057	0.0404	0.00 - 0.50
5DS-00011	50460	Pu-244	0	0.0063	0.0023	0.0313	0.00 - 0.50
5DS-00011	50460	Sb-125	0.0152 U	0.0397	0.0122	0.354	0.00 - 0.50
5DS-00011	50460	Sn-126	-0.008 U	0.0151	0.0049	0.0237	0.00 - 0.50
5DS-00011	50460	Sr-90	0.0582 U	0.338	0.097	0.485	0.00 - 0.50
5DS-00011	50460	Th-228	2.63	0.113	0.183	3.98	0.00 - 0.50
5DS-00011	50460	Th-229	-0.0173 U	0.0758	0.0153	0.145	0.00 - 0.50
5DS-00011	50460	Th-230	1.29	0.0693	0.107	2.2	0.00 - 0.50
5DS-00011	50460	Th-232	2.21	0.0156	0.154	3.1	0.00 - 0.50
5DS-00011	50460	Th-234	2.68	0.193	0.17	3.19	0.00 - 0.50
5DS-00011	50460	Tl-208	0.917	0.0153	0.0487	0.937	0.00 - 0.50
5DS-00011	50460	Tm-171	-0.628 U	5.99	2.06	72.4	0.00 - 0.50
5DS-00011	50460	U-233/234	1.32	0.0587	0.126	2.02	0.00 - 0.50
5DS-00011	50460	U-235/236	0.0796	0.0196	0.0246	0.151	0.00 - 0.50
5DS-00011	50460	U-238	1.39	0.0587	0.13	1.8	0.00 - 0.50
5DS-00011	50461	Ac-227	-0.104 U	0.232	0.0733	0.217	1.00 - 5.00
5DS-00011	50461	Am-241	0.0029 U	0.0142	0.0035	0.0454	1.00 - 5.00
5DS-00011	50461	Bi-212	1.57	0.163	0.117	2.15	1.00 - 5.00
5DS-00011	50461	Bi-214	1.79	0.036	0.0795	1.59	1.00 - 5.00
5DS-00011	50461	Cd-113m	-50.8 U	152	46.9	3030	1.00 - 5.00
5DS-00011	50461	Cm-243/244	0.0048 U	0.0226	0.006	0.0443	1.00 - 5.00
5DS-00011	50461	Co-60	0.0014 U	0.0211	0.0062	0.028	1.00 - 5.00
5DS-00011	50461	Cs-134	0.0046 U	0.0192	0.0065	0.0864	1.00 - 5.00
5DS-00011	50461	Cs-137	0.0127 J	0.0214	0.0076	0.207	1.00 - 5.00
5DS-00011	50461	Eu-152	-0.0131 U	0.0573	0.02	0.0566	1.00 - 5.00
5DS-00011	50461	Eu-154	-0.0806 UJ	0.111	0.0389	0.15	1.00 - 5.00

Table A.2
Analytical Results Summary
Subarea 5D, Round 1

Sample Location	Sample ID	Analyte Name	Activity	MDC	TPU	RTL	Sample Depth (feet bgs)
5DS-00011	50461	Eu-155	0.147 JS	0.0817	0.0361	0.231	1.00 - 5.00
5DS-00011	50461	Ho-166m	0.0172 JS	0.034	0.0107	0.0432	1.00 - 5.00
5DS-00011	50461	K-40	17.7	0.168	1.09	32.4	1.00 - 5.00
5DS-00011	50461	Na-22	0.009 U	0.0249	0.0086	0.037	1.00 - 5.00
5DS-00011	50461	Nb-94	0.0127 JS	0.0194	0.0063	0.0214	1.00 - 5.00
5DS-00011	50461	Np-236	-0.033 UJ	0.0434	0.0155	0.047	1.00 - 5.00
5DS-00011	50461	Np-239	0.0503 U	0.157	0.047	0.139	1.00 - 5.00
5DS-00011	50461	Pa-231	0.135 U	0.956	0.284	0.936	1.00 - 5.00
5DS-00011	50461	Pb-212	2.51	0.0408	0.149	2.69	1.00 - 5.00
5DS-00011	50461	Pb-214	1.98	0.0411	0.0918	1.7	1.00 - 5.00
5DS-00011	50461	Pu-238	-0.0018 U	0.0156	0.003	0.0415	1.00 - 5.00
5DS-00011	50461	Pu-239/240	0.0223	0.0245	0.0092	0.0404	1.00 - 5.00
5DS-00011	50461	Pu-244	0.0056	0.0155	0.0046	0.0313	1.00 - 5.00
5DS-00011	50461	Sb-125	0.0197 U	0.0572	0.0177	0.354	1.00 - 5.00
5DS-00011	50461	Sn-126	0.0037 U	0.0212	0.0063	0.0237	1.00 - 5.00
5DS-00011	50461	Sr-90	-0.0822 U	0.331	0.0825	0.485	1.00 - 5.00
5DS-00011	50461	Th-228	2.68 J	0.136	0.222	3.98	1.00 - 5.00
5DS-00011	50461	Th-229	0.0347 UJ	0.13	0.0369	0.145	1.00 - 5.00
5DS-00011	50461	Th-230	1.51 J	0.114	0.145	2.2	1.00 - 5.00
5DS-00011	50461	Th-232	2.4 J	0.104	0.198	3.1	1.00 - 5.00
5DS-00011	50461	Th-234	2.49 J	0.363	0.234	3.19	1.00 - 5.00
5DS-00011	50461	Tl-208	0.819	0.0212	0.0442	0.937	1.00 - 5.00
5DS-00011	50461	Tm-171	-0.308 U	19.1	6.26	72.4	1.00 - 5.00
5DS-00011	50461	U-233/234	1.52	0.0595	0.137	2.02	1.00 - 5.00
5DS-00011	50461	U-235/236	0.0559	0.043	0.0212	0.151	1.00 - 5.00
5DS-00011	50461	U-238	1.41	0.0431	0.129	1.8	1.00 - 5.00
5DS-00012	50462	Ac-227	-0.148 U	0.244	0.0845	0.217	0.00 - 0.50
5DS-00012	50462	Am-241	0.0113	0.0136	0.0055	0.0454	0.00 - 0.50
5DS-00012	50462	Bi-212	1.4	0.219	0.138	2.15	0.00 - 0.50
5DS-00012	50462	Bi-214	1.68	0.0458	0.0781	1.59	0.00 - 0.50
5DS-00012	50462	Cd-113m	-16.9 U	162	50.4	3030	0.00 - 0.50
5DS-00012	50462	Cm-243/244	-0.0066 U	0.0268	0.0051	0.0443	0.00 - 0.50
5DS-00012	50462	Co-60	0.0008 U	0.0268	0.0076	0.028	0.00 - 0.50
5DS-00012	50462	Cs-134	0.0111 U	0.0253	0.0088	0.0864	0.00 - 0.50

Table A.2
Analytical Results Summary
Subarea 5D, Round 1

Sample Location	Sample ID	Analyte Name	Activity	MDC	TPU	RTL	Sample Depth (feet bgs)
5DS-00012	50462	Cs-137	0.204	0.0278	0.0189	0.207	0.00 - 0.50
5DS-00012	50462	Eu-152	-0.0169 U	0.0649	0.0195	0.0566	0.00 - 0.50
5DS-00012	50462	Eu-154	-0.0942 UJ	0.148	0.051	0.15	0.00 - 0.50
5DS-00012	50462	Eu-155	0.0998 SJ	0.0712	0.0316	0.231	0.00 - 0.50
5DS-00012	50462	Ho-166m	-0.0267 SUJ	0.0386	0.0132	0.0432	0.00 - 0.50
5DS-00012	50462	K-40	18.6	0.222	1.04	32.4	0.00 - 0.50
5DS-00012	50462	Na-22	-0.008 U	0.0317	0.011	0.037	0.00 - 0.50
5DS-00012	50462	Nb-94	0.0015 U	0.0243	0.007	0.0214	0.00 - 0.50
5DS-00012	50462	Np-236	-0.0284 SUJ	0.038	0.0132	0.047	0.00 - 0.50
5DS-00012	50462	Np-239	0.0146 U	0.159	0.0486	0.139	0.00 - 0.50
5DS-00012	50462	Pa-231	-0.539 U	1.01	0.344	0.936	0.00 - 0.50
5DS-00012	50462	Pb-212	2.27	0.0443	0.127	2.69	0.00 - 0.50
5DS-00012	50462	Pb-214	1.76	0.0462	0.0806	1.7	0.00 - 0.50
5DS-00012	50462	Pu-238	0.0006 U	0.0144	0.0028	0.0415	0.00 - 0.50
5DS-00012	50462	Pu-239/240	0.0093	0.0226	0.0068	0.0404	0.00 - 0.50
5DS-00012	50462	Pu-244	0.0187 J	0.0144	0.007	0.0313	0.00 - 0.50
5DS-00012	50462	Sb-125	-0.0132 U	0.0659	0.0198	0.354	0.00 - 0.50
5DS-00012	50462	Sn-126	-0.0078 U	0.0259	0.0078	0.0237	0.00 - 0.50
5DS-00012	50462	Sr-90	0.188	0.303	0.0962	0.485	0.00 - 0.50
5DS-00012	50462	Th-228	1.86	0.0977	0.164	3.98	0.00 - 0.50
5DS-00012	50462	Th-229	0.0242 U	0.121	0.0333	0.145	0.00 - 0.50
5DS-00012	50462	Th-230	0.926	0.0968	0.102	2.2	0.00 - 0.50
5DS-00012	50462	Th-232	1.59	0.0865	0.142	3.1	0.00 - 0.50
5DS-00012	50462	Th-234	2.4	0.291	0.178	3.19	0.00 - 0.50
5DS-00012	50462	Tl-208	0.739	0.0256	0.0445	0.937	0.00 - 0.50
5DS-00012	50462	Tm-171	3.64 U	9.81	3.22	72.4	0.00 - 0.50
5DS-00012	50462	U-233/234	1.11	0.0331	0.0949	2.02	0.00 - 0.50
5DS-00012	50462	U-235/236	0.0915	0.0288	0.0217	0.151	0.00 - 0.50
5DS-00012	50462	U-238	1.14	0.0233	0.0972	1.8	0.00 - 0.50
5DS-00013	50464	Ac-227	-0.0969 U	0.272	0.0881	0.217	0.00 - 0.50
5DS-00013	50464	Am-241	0.0073	0.0066	0.0042	0.0454	0.00 - 0.50
5DS-00013	50464	Bi-212	1.56	0.191	0.119	2.15	0.00 - 0.50
5DS-00013	50464	Bi-214	1.78	0.0398	0.08	1.59	0.00 - 0.50
5DS-00013	50464	Cd-113m	-132 U	179	66.9	3030	0.00 - 0.50

Table A.2
Analytical Results Summary
Subarea 5D, Round 1

Sample Location	Sample ID	Analyte Name	Activity	MDC	TPU	RTL	Sample Depth (feet bgs)
5DS-00013	50464	Cm-243/244	0.0038 U	0.0194	0.005	0.0443	0.00 - 0.50
5DS-00013	50464	Co-60	-0.0023 U	0.0233	0.0069	0.028	0.00 - 0.50
5DS-00013	50464	Cs-134	-0.0123 U	0.0213	0.008	0.0864	0.00 - 0.50
5DS-00013	50464	Cs-137	0.0543	0.0221	0.0092	0.207	0.00 - 0.50
5DS-00013	50464	Eu-152	-0.0127 U	0.0656	0.026	0.0566	0.00 - 0.50
5DS-00013	50464	Eu-154	0.014 UJ	0.129	0.0448	0.15	0.00 - 0.50
5DS-00013	50464	Eu-155	0.146 SJ	0.104	0.0407	0.231	0.00 - 0.50
5DS-00013	50464	Ho-166m	-0.008 U	0.0354	0.0107	0.0432	0.00 - 0.50
5DS-00013	50464	K-40	20.1	0.163	1.26	32.4	0.00 - 0.50
5DS-00013	50464	Na-22	-0.0159 U	0.0276	0.0106	0.037	0.00 - 0.50
5DS-00013	50464	Nb-94	0.0045 U	0.0209	0.0062	0.0214	0.00 - 0.50
5DS-00013	50464	Np-236	0.0062 U	0.0553	0.0178	0.047	0.00 - 0.50
5DS-00013	50464	Np-239	-0.0026 U	0.186	0.0571	0.139	0.00 - 0.50
5DS-00013	50464	Pa-231	-1.48 UJ	1.11	0.529	0.936	0.00 - 0.50
5DS-00013	50464	Pb-212	2.52	0.0507	0.166	2.69	0.00 - 0.50
5DS-00013	50464	Pb-214	2.08	0.046	0.102	1.7	0.00 - 0.50
5DS-00013	50464	Pu-238	-0.0028 U	0.0222	0.0039	0.0415	0.00 - 0.50
5DS-00013	50464	Pu-239/240	0.0007 U	0.0156	0.003	0.0404	0.00 - 0.50
5DS-00013	50464	Pu-244	0.0087	0.0193	0.006	0.0313	0.00 - 0.50
5DS-00013	50464	Sb-125	-0.0019 U	0.0641	0.0192	0.354	0.00 - 0.50
5DS-00013	50464	Sn-126	0.0044 U	0.0226	0.0067	0.0237	0.00 - 0.50
5DS-00013	50464	Sr-90	-0.05 U	0.208	0.0497	0.485	0.00 - 0.50
5DS-00013	50464	Th-228	1.86	0.205	0.17	3.98	0.00 - 0.50
5DS-00013	50464	Th-229	0.0672	0.0697	0.0275	0.145	0.00 - 0.50
5DS-00013	50464	Th-230	1.23	0.0895	0.12	2.2	0.00 - 0.50
5DS-00013	50464	Th-232	1.67	0.0893	0.146	3.1	0.00 - 0.50
5DS-00013	50464	Th-234	2.57	0.459	0.244	3.19	0.00 - 0.50
5DS-00013	50464	Tl-208	0.757	0.0235	0.0419	0.937	0.00 - 0.50
5DS-00013	50464	Tm-171	-9.99 U	29	9.95	72.4	0.00 - 0.50
5DS-00013	50464	U-233/234	1.19	0.0449	0.11	2.02	0.00 - 0.50
5DS-00013	50464	U-235/236	0.0568	0.039	0.0202	0.151	0.00 - 0.50
5DS-00013	50464	U-238	1.28	0.0391	0.116	1.8	0.00 - 0.50
5DS-00013	50465	Ac-227	-0.0336 U	0.221	0.0759	0.217	1.00 - 5.00
5DS-00013	50465	Am-241	0.0115	0.0063	0.0052	0.0454	1.00 - 5.00

Table A.2
Analytical Results Summary
Subarea 5D, Round 1

Sample Location	Sample ID	Analyte Name	Activity	MDC	TPU	RTL	Sample Depth (feet bgs)
5DS-00013	50465	Bi-212	1.48	0.153	0.103	2.15	1.00 - 5.00
5DS-00013	50465	Bi-214	1.64	0.032	0.0728	1.59	1.00 - 5.00
5DS-00013	50465	Cd-113m	13.9 U	146	53.2	3030	1.00 - 5.00
5DS-00013	50465	Cm-243/244	-0.0088 U	0.0304	0.0058	0.0443	1.00 - 5.00
5DS-00013	50465	Co-60	0.0125 J	0.0188	0.0061	0.028	1.00 - 5.00
5DS-00013	50465	Cs-134	0.0031 U	0.0171	0.0057	0.0864	1.00 - 5.00
5DS-00013	50465	Cs-137	0.0188 J	0.0195	0.0076	0.207	1.00 - 5.00
5DS-00013	50465	Eu-152	-0.0285 U	0.0529	0.0233	0.0566	1.00 - 5.00
5DS-00013	50465	Eu-154	0.0545 J	0.104	0.0364	0.15	1.00 - 5.00
5DS-00013	50465	Eu-155	0.138 JS	0.0792	0.0295	0.231	1.00 - 5.00
5DS-00013	50465	Ho-166m	-0.0131 U	0.0283	0.009	0.0432	1.00 - 5.00
5DS-00013	50465	K-40	18.6	0.145	1.07	32.4	1.00 - 5.00
5DS-00013	50465	Na-22	-0.0032 U	0.0209	0.0074	0.037	1.00 - 5.00
5DS-00013	50465	Nb-94	0.0022 U	0.0172	0.005	0.0214	1.00 - 5.00
5DS-00013	50465	Np-236	-0.0029 U	0.0429	0.0125	0.047	1.00 - 5.00
5DS-00013	50465	Np-239	-0.0078 U	0.148	0.0442	0.139	1.00 - 5.00
5DS-00013	50465	Pa-231	-0.121 U	0.894	0.292	0.936	1.00 - 5.00
5DS-00013	50465	Pb-212	2.5	0.039	0.157	2.69	1.00 - 5.00
5DS-00013	50465	Pb-214	1.87	0.038	0.0895	1.7	1.00 - 5.00
5DS-00013	50465	Pu-238	0	0.0079	0.0029	0.0415	1.00 - 5.00
5DS-00013	50465	Pu-239/240	0.0008 UJ	0.0185	0.0036	0.0404	1.00 - 5.00
5DS-00013	50465	Pu-244	0.0058	0.0079	0.0041	0.0313	1.00 - 5.00
5DS-00013	50465	Sb-125	0.0083 U	0.0517	0.0157	0.354	1.00 - 5.00
5DS-00013	50465	Sn-126	-0.0169 UJ	0.0181	0.0068	0.0237	1.00 - 5.00
5DS-00013	50465	Sr-90	0.184 U	0.411	0.125	0.485	1.00 - 5.00
5DS-00013	50465	Th-228	2.46	0.0212	0.186	3.98	1.00 - 5.00
5DS-00013	50465	Th-229	0.0425	0.0659	0.0225	0.145	1.00 - 5.00
5DS-00013	50465	Th-230	1.02	0.0657	0.1	2.2	1.00 - 5.00
5DS-00013	50465	Th-232	2	0.0519	0.156	3.1	1.00 - 5.00
5DS-00013	50465	Th-234	2.4 J	0.338	0.206	3.19	1.00 - 5.00
5DS-00013	50465	Tl-208	0.738	0.0192	0.0404	0.937	1.00 - 5.00
5DS-00013	50465	Tm-171	-9.13 U	14.9	5.68	72.4	1.00 - 5.00
5DS-00013	50465	U-233/234	1.35	0.051	0.132	2.02	1.00 - 5.00
5DS-00013	50465	U-235/236	0.0285	0.063	0.0197	0.151	1.00 - 5.00

Table A.2
Analytical Results Summary
Subarea 5D, Round 1

Sample Location	Sample ID	Analyte Name	Activity	MDC	TPU	RTL	Sample Depth (feet bgs)
5DS-00013	50465	U-238	1.46	0.0175	0.139	1.8	1.00 - 5.00
5DS-00014	50466	Ac-227	-0.0472 U	0.234	0.073	0.217	0.00 - 0.50
5DS-00014	50466	Am-241	0.0084	0.0057	0.0042	0.0454	0.00 - 0.50
5DS-00014	50466	Bi-212	1.52	0.173	0.123	2.15	0.00 - 0.50
5DS-00014	50466	Bi-214	1.72	0.036	0.0768	1.59	0.00 - 0.50
5DS-00014	50466	Cd-113m	23.1 U	154	47.3	3030	0.00 - 0.50
5DS-00014	50466	Cm-243/244	0.0012 U	0.0167	0.0037	0.0443	0.00 - 0.50
5DS-00014	50466	Co-60	0.0041 U	0.0222	0.0066	0.028	0.00 - 0.50
5DS-00014	50466	Cs-134	-0.0015 U	0.0192	0.0066	0.0864	0.00 - 0.50
5DS-00014	50466	Cs-137	0.113	0.0205	0.01	0.207	0.00 - 0.50
5DS-00014	50466	Eu-152	-0.0184 U	0.0566	0.0177	0.0566	0.00 - 0.50
5DS-00014	50466	Eu-154	-0.032 UJ	0.111	0.0393	0.15	0.00 - 0.50
5DS-00014	50466	Eu-155	0.142 SJ	0.0807	0.0305	0.231	0.00 - 0.50
5DS-00014	50466	Ho-166m	-0.0134 U	0.0321	0.0105	0.0432	0.00 - 0.50
5DS-00014	50466	K-40	19.6	0.182	1.12	32.4	0.00 - 0.50
5DS-00014	50466	Na-22	0.0069 U	0.0259	0.0082	0.037	0.00 - 0.50
5DS-00014	50466	Nb-94	0.0178 SJ	0.0197	0.0071	0.0214	0.00 - 0.50
5DS-00014	50466	Np-236	-0.017 U	0.0432	0.0134	0.047	0.00 - 0.50
5DS-00014	50466	Np-239	0.0299 U	0.157	0.0481	0.139	0.00 - 0.50
5DS-00014	50466	Pa-231	0.0183 U	0.969	0.299	0.936	0.00 - 0.50
5DS-00014	50466	Pb-212	2.54	0.0438	0.151	2.69	0.00 - 0.50
5DS-00014	50466	Pb-214	1.94	0.0412	0.0896	1.7	0.00 - 0.50
5DS-00014	50466	Pu-238	0.0023	0.0061	0.0023	0.0415	0.00 - 0.50
5DS-00014	50466	Pu-239/240	0.0131	0.0203	0.007	0.0404	0.00 - 0.50
5DS-00014	50466	Pu-244	0.009	0.0061	0.0045	0.0313	0.00 - 0.50
5DS-00014	50466	Sb-125	0.0051 U	0.0564	0.0165	0.354	0.00 - 0.50
5DS-00014	50466	Sn-126	0.0046 U	0.0206	0.0063	0.0237	0.00 - 0.50
5DS-00014	50466	Sr-90	-0.078 U	0.249	0.063	0.485	0.00 - 0.50
5DS-00014	50466	Th-228	2.5	0.0918	0.183	3.98	0.00 - 0.50
5DS-00014	50466	Th-229	0.0682	0.0168	0.0209	0.145	0.00 - 0.50
5DS-00014	50466	Th-230	1.39	0.0575	0.116	2.2	0.00 - 0.50
5DS-00014	50466	Th-232	1.7	0.0167	0.133	3.1	0.00 - 0.50
5DS-00014	50466	Th-234	2.93	0.351	0.238	3.19	0.00 - 0.50
5DS-00014	50466	Tl-208	0.791	0.0227	0.0421	0.937	0.00 - 0.50

Table A.2
Analytical Results Summary
Subarea 5D, Round 1

Sample Location	Sample ID	Analyte Name	Activity	MDC	TPU	RTL	Sample Depth (feet bgs)
5DS-00014	50466	Tm-171	6.85 U	17.6	6.22	72.4	0.00 - 0.50
5DS-00014	50466	U-233/234	1.3	0.0217	0.106	2.02	0.00 - 0.50
5DS-00014	50466	U-235/236	0.101	0.0114	0.0215	0.151	0.00 - 0.50
5DS-00014	50466	U-238	1.33	0.0308	0.107	1.8	0.00 - 0.50
5DS-00015	50468	Ac-227	-0.0008 U	0.222	0.0662	0.217	0.00 - 0.50
5DS-00015	50468	Am-241	0.0042 U	0.0267	0.007	0.0454	0.00 - 0.50
5DS-00015	50468	Bi-212	1.67	0.153	0.116	2.15	0.00 - 0.50
5DS-00015	50468	Bi-214	1.85	0.0324	0.0797	1.59	0.00 - 0.50
5DS-00015	50468	Cd-113m	0.982 U	148	45.6	3030	0.00 - 0.50
5DS-00015	50468	Cm-243/244	-0.0023 U	0.027	0.006	0.0443	0.00 - 0.50
5DS-00015	50468	Co-60	0.0099 J	0.0186	0.0058	0.028	0.00 - 0.50
5DS-00015	50468	Cs-134	0.0012 U	0.0173	0.0058	0.0864	0.00 - 0.50
5DS-00015	50468	Cs-137	0.0636	0.0187	0.0085	0.207	0.00 - 0.50
5DS-00015	50468	Eu-152	-0.0462 UJ	0.0529	0.0218	0.0566	0.00 - 0.50
5DS-00015	50468	Eu-154	-0.0712 UJ	0.0969	0.0345	0.15	0.00 - 0.50
5DS-00015	50468	Eu-155	0.11 SJ	0.0799	0.0292	0.231	0.00 - 0.50
5DS-00015	50468	Ho-166m	-0.0004 U	0.0291	0.0085	0.0432	0.00 - 0.50
5DS-00015	50468	K-40	17.2	0.135	0.989	32.4	0.00 - 0.50
5DS-00015	50468	Na-22	0.0098 U	0.0207	0.0073	0.037	0.00 - 0.50
5DS-00015	50468	Nb-94	0.0012 U	0.017	0.005	0.0214	0.00 - 0.50
5DS-00015	50468	Np-236	-0.0226 U	0.0423	0.0136	0.047	0.00 - 0.50
5DS-00015	50468	Np-239	0.0132 U	0.149	0.0444	0.139	0.00 - 0.50
5DS-00015	50468	Pa-231	-0.0899 U	0.908	0.296	0.936	0.00 - 0.50
5DS-00015	50468	Pb-212	2.65	0.04	0.166	2.69	0.00 - 0.50
5DS-00015	50468	Pb-214	2.09	0.0378	0.0991	1.7	0.00 - 0.50
5DS-00015	50468	Pu-238	0.0024	0.0064	0.0024	0.0415	0.00 - 0.50
5DS-00015	50468	Pu-239/240	0.003 U	0.0151	0.0038	0.0404	0.00 - 0.50
5DS-00015	50468	Pu-244	0.0007 U	0.0151	0.0029	0.0313	0.00 - 0.50
5DS-00015	50468	Sb-125	0.0266 J	0.0541	0.0173	0.354	0.00 - 0.50
5DS-00015	50468	Sn-126	-0.0032 U	0.0183	0.0055	0.0237	0.00 - 0.50
5DS-00015	50468	Sr-90	-0.116 U	0.335	0.0854	0.485	0.00 - 0.50
5DS-00015	50468	Th-228	2.67	0.184	0.217	3.98	0.00 - 0.50
5DS-00015	50468	Th-229	-0.0237 U	0.119	0.0262	0.145	0.00 - 0.50
5DS-00015	50468	Th-230	1.47	0.0849	0.136	2.2	0.00 - 0.50

Table A.2
Analytical Results Summary
Subarea 5D, Round 1

Sample Location	Sample ID	Analyte Name	Activity	MDC	TPU	RTL	Sample Depth (feet bgs)
5DS-00015	50468	Th-232	2.23	0.0731	0.179	3.1	0.00 - 0.50
5DS-00015	50468	Th-234	2.85	0.343	0.233	3.19	0.00 - 0.50
5DS-00015	50468	Tl-208	0.837	0.0196	0.0449	0.937	0.00 - 0.50
5DS-00015	50468	Tm-171	-5.66 U	15.2	5.52	72.4	0.00 - 0.50
5DS-00015	50468	U-233/234	1.26	0.0372	0.106	2.02	0.00 - 0.50
5DS-00015	50468	U-235/236	0.087	0.0124	0.0207	0.151	0.00 - 0.50
5DS-00015	50468	U-238	1.32	0.01	0.109	1.8	0.00 - 0.50
5DS-00015	50469	Ac-227	-0.0886 U	0.267	0.086	0.217	1.00 - 4.50
5DS-00015	50469	Am-241	0	0.006	0.0022	0.0454	1.00 - 4.50
5DS-00015	50469	Bi-212	1.63	0.182	0.115	2.15	1.00 - 4.50
5DS-00015	50469	Bi-214	1.85	0.0385	0.0813	1.59	1.00 - 4.50
5DS-00015	50469	Cd-113m	31.1 U	182	56.7	3030	1.00 - 4.50
5DS-00015	50469	Cm-243/244	0.0102	0.0176	0.0059	0.0443	1.00 - 4.50
5DS-00015	50469	Co-60	0.0062 U	0.022	0.0065	0.028	1.00 - 4.50
5DS-00015	50469	Cs-134	-0.005 U	0.0198	0.0069	0.0864	1.00 - 4.50
5DS-00015	50469	Cs-137	0.0006 U	0.0224	0.0076	0.207	1.00 - 4.50
5DS-00015	50469	Eu-152	-0.0515 U	0.064	0.0286	0.0566	1.00 - 4.50
5DS-00015	50469	Eu-154	0.0529 U	0.12	0.0427	0.15	1.00 - 4.50
5DS-00015	50469	Eu-155	0.111 JS	0.102	0.0395	0.231	1.00 - 4.50
5DS-00015	50469	Ho-166m	-0.0114 U	0.0342	0.0106	0.0432	1.00 - 4.50
5DS-00015	50469	K-40	17.2	0.173	1.08	32.4	1.00 - 4.50
5DS-00015	50469	Na-22	-0.0146 U	0.0244	0.0082	0.037	1.00 - 4.50
5DS-00015	50469	Nb-94	0.0179 JS	0.0207	0.0073	0.0214	1.00 - 4.50
5DS-00015	50469	Np-236	-0.0123 U	0.0544	0.0178	0.047	1.00 - 4.50
5DS-00015	50469	Np-239	-0.0236 U	0.181	0.0562	0.139	1.00 - 4.50
5DS-00015	50469	Pa-231	0.0753 U	1.11	0.346	0.936	1.00 - 4.50
5DS-00015	50469	Pb-212	2.69	0.0478	0.177	2.69	1.00 - 4.50
5DS-00015	50469	Pb-214	2.1	0.0463	0.104	1.7	1.00 - 4.50
5DS-00015	50469	Pu-238	0	0.0063	0.0023	0.0415	1.00 - 4.50
5DS-00015	50469	Pu-239/240	0.0013 U	0.0182	0.004	0.0404	1.00 - 4.50
5DS-00015	50469	Pu-244	0.0066 U	0.0209	0.0059	0.0313	1.00 - 4.50
5DS-00015	50469	Sb-125	0.0225 U	0.0624	0.0192	0.354	1.00 - 4.50
5DS-00015	50469	Sn-126	0.0008 U	0.022	0.0065	0.0237	1.00 - 4.50
5DS-00015	50469	Sr-90	-0.0136 U	0.307	0.0833	0.485	1.00 - 4.50

Table A.2
Analytical Results Summary
Subarea 5D, Round 1

Sample Location	Sample ID	Analyte Name	Activity	MDC	TPU	RTL	Sample Depth (feet bgs)
5DS-00015	50469	Th-228	2.47	0.0956	0.183	3.98	1.00 - 4.50
5DS-00015	50469	Th-229	0.0728	0.0712	0.0275	0.145	1.00 - 4.50
5DS-00015	50469	Th-230	1.29	0.0711	0.113	2.2	1.00 - 4.50
5DS-00015	50469	Th-232	2.18	0.0611	0.162	3.1	1.00 - 4.50
5DS-00015	50469	Th-234	2.32 J	0.449	0.222	3.19	1.00 - 4.50
5DS-00015	50469	Tl-208	0.825	0.0233	0.0443	0.937	1.00 - 4.50
5DS-00015	50469	Tm-171	-13.7 U	27.6	9.8	72.4	1.00 - 4.50
5DS-00015	50469	U-233/234	1.55	0.0545	0.139	2.02	1.00 - 4.50
5DS-00015	50469	U-235/236	0.0556	0.0428	0.0211	0.151	1.00 - 4.50
5DS-00015	50469	U-238	1.47	0.0147	0.133	1.8	1.00 - 4.50
5DS-00016	50470	Ac-227	-0.0615 U	0.275	0.0866	0.217	0.00 - 0.50
5DS-00016	50470	Am-241	-0.0012 U	0.0328	0.0078	0.0454	0.00 - 0.50
5DS-00016	50470	Bi-212	1.52	0.193	0.121	2.15	0.00 - 0.50
5DS-00016	50470	Bi-214	1.69	0.0405	0.0764	1.59	0.00 - 0.50
5DS-00016	50470	Cd-113m	-55.1 U	185	61.5	3030	0.00 - 0.50
5DS-00016	50470	Cm-243/244	-0.0071 U	0.036	0.0079	0.0443	0.00 - 0.50
5DS-00016	50470	Co-60	0.0075 U	0.0242	0.0071	0.028	0.00 - 0.50
5DS-00016	50470	Cs-134	0.004 U	0.0213	0.0072	0.0864	0.00 - 0.50
5DS-00016	50470	Cs-137	0.0744	0.0226	0.0093	0.207	0.00 - 0.50
5DS-00016	50470	Eu-152	-0.0597 UJ	0.0656	0.0285	0.0566	0.00 - 0.50
5DS-00016	50470	Eu-154	0.0373 UJ	0.128	0.0388	0.15	0.00 - 0.50
5DS-00016	50470	Eu-155	0.0986 SJ	0.104	0.0399	0.231	0.00 - 0.50
5DS-00016	50470	Ho-166m	-0.0148 U	0.0355	0.0112	0.0432	0.00 - 0.50
5DS-00016	50470	K-40	19.2	0.173	1.2	32.4	0.00 - 0.50
5DS-00016	50470	Na-22	0.0086 U	0.0266	0.0091	0.037	0.00 - 0.50
5DS-00016	50470	Nb-94	0.0046 U	0.0213	0.0063	0.0214	0.00 - 0.50
5DS-00016	50470	Np-236	-0.0195 U	0.0541	0.0181	0.047	0.00 - 0.50
5DS-00016	50470	Np-239	0.0422 U	0.188	0.0583	0.139	0.00 - 0.50
5DS-00016	50470	Pa-231	-0.277 U	1.15	0.378	0.936	0.00 - 0.50
5DS-00016	50470	Pb-212	2.61	0.0505	0.172	2.69	0.00 - 0.50
5DS-00016	50470	Pb-214	1.98	0.0462	0.0974	1.7	0.00 - 0.50
5DS-00016	50470	Pu-238	-0.0141 U	0.043	0.0081	0.0415	0.00 - 0.50
5DS-00016	50470	Pu-239/240	-0.0019 UJ	0.0341	0.0074	0.0404	0.00 - 0.50
5DS-00016	50470	Pu-244	0.0071	0.02	0.0059	0.0313	0.00 - 0.50

Table A.2
Analytical Results Summary
Subarea 5D, Round 1

Sample Location	Sample ID	Analyte Name	Activity	MDC	TPU	RTL	Sample Depth (feet bgs)
5DS-00016	50470	Sb-125	0.0081 U	0.0652	0.0195	0.354	0.00 - 0.50
5DS-00016	50470	Sn-126	0.0133 J	0.024	0.0076	0.0237	0.00 - 0.50
5DS-00016	50470	Sr-90	0.323	0.201	0.0844	0.485	0.00 - 0.50
5DS-00016	50470	Th-228	2.32	0.151	0.196	3.98	0.00 - 0.50
5DS-00016	50470	Th-229	0.0485	0.0971	0.0303	0.145	0.00 - 0.50
5DS-00016	50470	Th-230	1.39	0.0749	0.131	2.2	0.00 - 0.50
5DS-00016	50470	Th-232	2.15	0.0865	0.177	3.1	0.00 - 0.50
5DS-00016	50470	Th-234	2.89	0.452	0.269	3.19	0.00 - 0.50
5DS-00016	50470	Tl-208	0.81	0.0242	0.045	0.937	0.00 - 0.50
5DS-00016	50470	Tm-171	-6.61 U	28.8	9.71	72.4	0.00 - 0.50
5DS-00016	50470	U-233/234	1.19	0.0606	0.114	2.02	0.00 - 0.50
5DS-00016	50470	U-235/236	0.0688	0.0186	0.0222	0.151	0.00 - 0.50
5DS-00016	50470	U-238	1.44	0.0439	0.132	1.8	0.00 - 0.50
5DS-00016	50471	Ac-227	0.071 U	0.293	0.0884	0.217	1.00 - 5.00
5DS-00016	50471	Am-241	0	0.0064	0.0024	0.0454	1.00 - 5.00
5DS-00016	50471	Bi-212	1.81	0.197	0.143	2.15	1.00 - 5.00
5DS-00016	50471	Bi-214	1.89	0.0432	0.0839	1.59	1.00 - 5.00
5DS-00016	50471	Cd-113m	24 U	191	57.1	3030	1.00 - 5.00
5DS-00016	50471	Cm-243/244	0.0044 U	0.0217	0.0057	0.0443	1.00 - 5.00
5DS-00016	50471	Co-60	-0.0103 U	0.0234	0.0076	0.028	1.00 - 5.00
5DS-00016	50471	Cs-134	0.0036 U	0.0228	0.0077	0.0864	1.00 - 5.00
5DS-00016	50471	Cs-137	-0.0141 U	0.0247	0.0094	0.207	1.00 - 5.00
5DS-00016	50471	Eu-152	0.0325 U	0.0724	0.0275	0.0566	1.00 - 5.00
5DS-00016	50471	Eu-154	-0.0265 U	0.135	0.0401	0.15	1.00 - 5.00
5DS-00016	50471	Eu-155	0.212 JS	0.103	0.0489	0.231	1.00 - 5.00
5DS-00016	50471	Ho-166m	0.0012 U	0.0384	0.0114	0.0432	1.00 - 5.00
5DS-00016	50471	K-40	16.4	0.191	1.03	32.4	1.00 - 5.00
5DS-00016	50471	Na-22	0.0013 U	0.0269	0.0092	0.037	1.00 - 5.00
5DS-00016	50471	Nb-94	0.004 U	0.0224	0.0067	0.0214	1.00 - 5.00
5DS-00016	50471	Np-236	-0.0337 U	0.0553	0.0199	0.047	1.00 - 5.00
5DS-00016	50471	Np-239	-0.0485 U	0.194	0.059	0.139	1.00 - 5.00
5DS-00016	50471	Pa-231	-0.709 U	1.18	0.425	0.936	1.00 - 5.00
5DS-00016	50471	Pb-212	3.26	0.0524	0.208	2.69	1.00 - 5.00
5DS-00016	50471	Pb-214	2.13	0.0496	0.101	1.7	1.00 - 5.00

Table A.2
Analytical Results Summary
Subarea 5D, Round 1

Sample Location	Sample ID	Analyte Name	Activity	MDC	TPU	RTL	Sample Depth (feet bgs)
5DS-00016	50471	Pu-238	0.0025 UJ	0.0423	0.0103	0.0415	1.00 - 5.00
5DS-00016	50471	Pu-239/240	0.0004 UJ	0.0363	0.0081	0.0404	1.00 - 5.00
5DS-00016	50471	Pu-244	0.0046 UJ	0.023	0.0057	0.0313	1.00 - 5.00
5DS-00016	50471	Sb-125	-0.0122 U	0.0684	0.0213	0.354	1.00 - 5.00
5DS-00016	50471	Sn-126	-0.0096 U	0.0242	0.0077	0.0237	1.00 - 5.00
5DS-00016	50471	Sr-90	-0.0014 U	0.236	0.0617	0.485	1.00 - 5.00
5DS-00016	50471	Th-228	2.62	0.126	0.191	3.98	1.00 - 5.00
5DS-00016	50471	Th-229	0.0327	0.0705	0.0218	0.145	1.00 - 5.00
5DS-00016	50471	Th-230	1.44	0.0607	0.121	2.2	1.00 - 5.00
5DS-00016	50471	Th-232	2.42	0.0176	0.173	3.1	1.00 - 5.00
5DS-00016	50471	Th-234	3.17 J	0.455	0.298	3.19	1.00 - 5.00
5DS-00016	50471	Tl-208	0.966	0.0247	0.0517	0.937	1.00 - 5.00
5DS-00016	50471	Tm-171	-16.6 U	25.7	9.67	72.4	1.00 - 5.00
5DS-00016	50471	U-233/234	1.64	0.0623	0.151	2.02	1.00 - 5.00
5DS-00016	50471	U-235/236	0.0768	0.0208	0.0248	0.151	1.00 - 5.00
5DS-00016	50471	U-238	1.67	0.0168	0.152	1.8	1.00 - 5.00
5DS-00017	50472	Ac-227	-0.148 U	0.249	0.083	0.217	0.00 - 0.50
5DS-00017	50472	Am-241	0.0285	0.0292	0.0115	0.0454	0.00 - 0.50
5DS-00017	50472	Bi-212	1.65	0.167	0.119	2.15	0.00 - 0.50
5DS-00017	50472	Bi-214	1.69	0.0389	0.0755	1.59	0.00 - 0.50
5DS-00017	50472	Cd-113m	-116 U	165	58.6	3030	0.00 - 0.50
5DS-00017	50472	Cm-243/244	0.0042 UJ	0.0208	0.0052	0.0443	0.00 - 0.50
5DS-00017	50472	Co-60	0.0014 U	0.021	0.0061	0.028	0.00 - 0.50
5DS-00017	50472	Cs-134	0.0013 U	0.0197	0.0066	0.0864	0.00 - 0.50
5DS-00017	50472	Cs-137	0.196	0.0221	0.0143	0.207	0.00 - 0.50
5DS-00017	50472	Eu-152	0.0129 U	0.0613	0.021	0.0566	0.00 - 0.50
5DS-00017	50472	Eu-154	-0.0758 U	0.106	0.0379	0.15	0.00 - 0.50
5DS-00017	50472	Eu-155	0.178 JS	0.0915	0.0432	0.231	0.00 - 0.50
5DS-00017	50472	Ho-166m	-0.0026 U	0.0313	0.0093	0.0432	0.00 - 0.50
5DS-00017	50472	K-40	16.7	0.164	0.984	32.4	0.00 - 0.50
5DS-00017	50472	Na-22	0.0055 U	0.024	0.0081	0.037	0.00 - 0.50
5DS-00017	50472	Nb-94	0.0061 U	0.0191	0.0057	0.0214	0.00 - 0.50
5DS-00017	50472	Np-236	0.0043 U	0.0485	0.0149	0.047	0.00 - 0.50
5DS-00017	50472	Np-239	-0.0104 U	0.172	0.0509	0.139	0.00 - 0.50

Table A.2
Analytical Results Summary
Subarea 5D, Round 1

Sample Location	Sample ID	Analyte Name	Activity	MDC	TPU	RTL	Sample Depth (feet bgs)
5DS-00017	50472	Pa-231	-1.18 UJ	1.01	0.419	0.936	0.00 - 0.50
5DS-00017	50472	Pb-212	2.78	0.0484	0.184	2.69	0.00 - 0.50
5DS-00017	50472	Pb-214	1.95	0.0441	0.0937	1.7	0.00 - 0.50
5DS-00017	50472	Pu-238	0.0007 U	0.0169	0.0033	0.0415	0.00 - 0.50
5DS-00017	50472	Pu-239/240	0.0121	0.0209	0.007	0.0404	0.00 - 0.50
5DS-00017	50472	Pu-244	0.0053	0.0072	0.0038	0.0313	0.00 - 0.50
5DS-00017	50472	Sb-125	-0.0215 U	0.0598	0.0191	0.354	0.00 - 0.50
5DS-00017	50472	Sn-126	-0.0036 U	0.0204	0.0061	0.0237	0.00 - 0.50
5DS-00017	50472	Sr-90	0.217 U	0.369	0.116	0.485	0.00 - 0.50
5DS-00017	50472	Th-228	2.52	0.0942	0.169	3.98	0.00 - 0.50
5DS-00017	50472	Th-229	0.0302	0.0604	0.0189	0.145	0.00 - 0.50
5DS-00017	50472	Th-230	1.38	0.0466	0.106	2.2	0.00 - 0.50
5DS-00017	50472	Th-232	1.94	0.0538	0.134	3.1	0.00 - 0.50
5DS-00017	50472	Th-234	2.35 J	0.406	0.24	3.19	0.00 - 0.50
5DS-00017	50472	Tl-208	0.871	0.0224	0.0466	0.937	0.00 - 0.50
5DS-00017	50472	Tm-171	-9.4 U	22.4	7.94	72.4	0.00 - 0.50
5DS-00017	50472	U-233/234	1.49	0.0817	0.136	2.02	0.00 - 0.50
5DS-00017	50472	U-235/236	0.0446	0.0536	0.0207	0.151	0.00 - 0.50
5DS-00017	50472	U-238	1.37	0.035	0.126	1.8	0.00 - 0.50
5DS-00018	50474	Ac-227	0.108 U	0.254	0.0808	0.217	0.00 - 0.50
5DS-00018	50474	Am-241	-0.0053 U	0.0319	0.0066	0.0454	0.00 - 0.50
5DS-00018	50474	Bi-212	2.19	0.175	0.145	2.15	0.00 - 0.50
5DS-00018	50474	Bi-214	2.24	0.0373	0.096	1.59	0.00 - 0.50
5DS-00018	50474	Cd-113m	-13 U	166	54.9	3030	0.00 - 0.50
5DS-00018	50474	Cm-243/244	0.0089 U	0.0284	0.0081	0.0443	0.00 - 0.50
5DS-00018	50474	Co-60	0.0021 U	0.02	0.0059	0.028	0.00 - 0.50
5DS-00018	50474	Cs-134	-0.0007 U	0.02	0.0069	0.0864	0.00 - 0.50
5DS-00018	50474	Cs-137	0.105	0.0205	0.0099	0.207	0.00 - 0.50
5DS-00018	50474	Eu-152	-0.0221 U	0.06	0.0238	0.0566	0.00 - 0.50
5DS-00018	50474	Eu-154	0.011 U	0.107	0.0363	0.15	0.00 - 0.50
5DS-00018	50474	Eu-155	0.206 JS	0.0875	0.0359	0.231	0.00 - 0.50
5DS-00018	50474	Ho-166m	-0.0029 U	0.0325	0.0099	0.0432	0.00 - 0.50
5DS-00018	50474	K-40	17.6	0.162	1.06	32.4	0.00 - 0.50
5DS-00018	50474	Na-22	0.0069 U	0.0227	0.0079	0.037	0.00 - 0.50

Table A.2
Analytical Results Summary
Subarea 5D, Round 1

Sample Location	Sample ID	Analyte Name	Activity	MDC	TPU	RTL	Sample Depth (feet bgs)
5DS-00018	50474	Nb-94	0.0094 JS	0.0193	0.0061	0.0214	0.00 - 0.50
5DS-00018	50474	Np-236	-0.0292 U	0.0471	0.016	0.047	0.00 - 0.50
5DS-00018	50474	Np-239	-0.0206 U	0.168	0.0513	0.139	0.00 - 0.50
5DS-00018	50474	Pa-231	-0.629 U	1.02	0.36	0.936	0.00 - 0.50
5DS-00018	50474	Pb-212	3.55	0.0471	0.215	2.69	0.00 - 0.50
5DS-00018	50474	Pb-214	2.53	0.0436	0.118	1.7	0.00 - 0.50
5DS-00018	50474	Pu-238	-0.0034 U	0.0232	0.0046	0.0415	0.00 - 0.50
5DS-00018	50474	Pu-239/240	0.0118	0.0168	0.0061	0.0404	0.00 - 0.50
5DS-00018	50474	Pu-244	0.0234	0.0058	0.0071	0.0313	0.00 - 0.50
5DS-00018	50474	Sb-125	0.0093 U	0.0593	0.0175	0.354	0.00 - 0.50
5DS-00018	50474	Sn-126	0.0076 U	0.0212	0.0065	0.0237	0.00 - 0.50
5DS-00018	50474	Sr-90	0.18 U	0.332	0.103	0.485	0.00 - 0.50
5DS-00018	50474	Th-228	2.27	0.0186	0.167	3.98	0.00 - 0.50
5DS-00018	50474	Th-229	0.0367	0.045	0.0174	0.145	0.00 - 0.50
5DS-00018	50474	Th-230	1.07	0.0449	0.0964	2.2	0.00 - 0.50
5DS-00018	50474	Th-232	2.04	0.0798	0.151	3.1	0.00 - 0.50
5DS-00018	50474	Th-234	3.31	0.362	0.23	3.19	0.00 - 0.50
5DS-00018	50474	Tl-208	1.12	0.0224	0.0575	0.937	0.00 - 0.50
5DS-00018	50474	Tm-171	3.11 U	16.6	5.83	72.4	0.00 - 0.50
5DS-00018	50474	U-233/234	1.82	0.0991	0.162	2.02	0.00 - 0.50
5DS-00018	50474	U-235/236	0.0383	0.0462	0.0187	0.151	0.00 - 0.50
5DS-00018	50474	U-238	1.74	0.0159	0.155	1.8	0.00 - 0.50
5DS-00018	50475	Ac-227	0.0184 U	0.21	0.0733	0.217	1.00 - 2.50
5DS-00018	50475	Am-241	-0.0034 UJ	0.0591	0.0137	0.0454	1.00 - 2.50
5DS-00018	50475	Bi-212	2.74	0.17	0.157	2.15	1.00 - 2.50
5DS-00018	50475	Bi-214	2.94	0.0378	0.122	1.59	1.00 - 2.50
5DS-00018	50475	Cd-113m	52.1 U	139	49.8	3030	1.00 - 2.50
5DS-00018	50475	Cm-243/244	-0.0146 UJ	0.0651	0.0138	0.0443	1.00 - 2.50
5DS-00018	50475	Co-60	0.0002 U	0.0208	0.0061	0.028	1.00 - 2.50
5DS-00018	50475	Cs-134	0.0077 U	0.0198	0.007	0.0864	1.00 - 2.50
5DS-00018	50475	Cs-137	0.0264	0.0221	0.008	0.207	1.00 - 2.50
5DS-00018	50475	Eu-152	-0.0341 U	0.054	0.0185	0.0566	1.00 - 2.50
5DS-00018	50475	Eu-154	0.056 J	0.106	0.0378	0.15	1.00 - 2.50
5DS-00018	50475	Eu-155	0.191 JS	0.0605	0.0296	0.231	1.00 - 2.50

Table A.2
Analytical Results Summary
Subarea 5D, Round 1

Sample Location	Sample ID	Analyte Name	Activity	MDC	TPU	RTL	Sample Depth (feet bgs)
5DS-00018	50475	Ho-166m	-0.0005 U	0.0346	0.0101	0.0432	1.00 - 2.50
5DS-00018	50475	K-40	16.5	0.175	0.904	32.4	1.00 - 2.50
5DS-00018	50475	Na-22	-0.0009 U	0.0228	0.0077	0.037	1.00 - 2.50
5DS-00018	50475	Nb-94	0.0113 J	0.0203	0.0064	0.0214	1.00 - 2.50
5DS-00018	50475	Np-236	-0.02 U	0.0336	0.0131	0.047	1.00 - 2.50
5DS-00018	50475	Np-239	0.0382 U	0.139	0.0436	0.139	1.00 - 2.50
5DS-00018	50475	Pa-231	-0.187 UJ	0.877	0.293	0.936	1.00 - 2.50
5DS-00018	50475	Pb-212	4.19	0.0358	0.23	2.69	1.00 - 2.50
5DS-00018	50475	Pb-214	3.07	0.0388	0.131	1.7	1.00 - 2.50
5DS-00018	50475	Pu-238	0.0044	0.0059	0.0031	0.0415	1.00 - 2.50
5DS-00018	50475	Pu-239/240	0.0072	0.0139	0.0047	0.0404	1.00 - 2.50
5DS-00018	50475	Pu-244	0.0006 U	0.0139	0.0027	0.0313	1.00 - 2.50
5DS-00018	50475	Sb-125	0.0083 U	0.0551	0.0165	0.354	1.00 - 2.50
5DS-00018	50475	Sn-126	0.0036 U	0.0221	0.0065	0.0237	1.00 - 2.50
5DS-00018	50475	Sr-90	0.287 U	0.519	0.162	0.485	1.00 - 2.50
5DS-00018	50475	Th-228	3.97	0.0746	0.254	3.98	1.00 - 2.50
5DS-00018	50475	Th-229	0.0064 U	0.0842	0.0213	0.145	1.00 - 2.50
5DS-00018	50475	Th-230	1.67	0.069	0.132	2.2	1.00 - 2.50
5DS-00018	50475	Th-232	3.28	0.0173	0.214	3.1	1.00 - 2.50
5DS-00018	50475	Th-234	3.74	0.24	0.23	3.19	1.00 - 2.50
5DS-00018	50475	Tl-208	1.4	0.022	0.0693	0.937	1.00 - 2.50
5DS-00018	50475	Tm-171	-1.04 U	8.21	2.65	72.4	1.00 - 2.50
5DS-00018	50475	U-233/234	1.82	0.0651	0.154	2.02	1.00 - 2.50
5DS-00018	50475	U-235/236	0.065	0.0486	0.0226	0.151	1.00 - 2.50
5DS-00018	50475	U-238	2.07	0.0543	0.17	1.8	1.00 - 2.50
5DS-00019	50476	Ac-227	-0.207 U	0.29	0.104	0.217	0.00 - 0.50
5DS-00019	50476	Am-241	-0.0004 U	0.0217	0.0045	0.0454	0.00 - 0.50
5DS-00019	50476	Bi-212	1.73	0.203	0.124	2.15	0.00 - 0.50
5DS-00019	50476	Bi-214	1.85	0.0437	0.0833	1.59	0.00 - 0.50
5DS-00019	50476	Cd-113m	-168 UJ	195	73.8	3030	0.00 - 0.50
5DS-00019	50476	Cm-243/244	-0.0056 U	0.0284	0.0055	0.0443	0.00 - 0.50
5DS-00019	50476	Co-60	-0.0051 U	0.0231	0.007	0.028	0.00 - 0.50
5DS-00019	50476	Cs-134	-0.0007 U	0.0229	0.0078	0.0864	0.00 - 0.50
5DS-00019	50476	Cs-137	0.139	0.0232	0.0125	0.207	0.00 - 0.50

Table A.2
Analytical Results Summary
Subarea 5D, Round 1

Sample Location	Sample ID	Analyte Name	Activity	MDC	TPU	RTL	Sample Depth (feet bgs)
5DS-00019	50476	Eu-152	-0.042 U	0.0701	0.0265	0.0566	0.00 - 0.50
5DS-00019	50476	Eu-154	0.0259 U	0.133	0.0462	0.15	0.00 - 0.50
5DS-00019	50476	Eu-155	0.116 JS	0.113	0.0386	0.231	0.00 - 0.50
5DS-00019	50476	Ho-166m	-0.0031 U	0.0377	0.0112	0.0432	0.00 - 0.50
5DS-00019	50476	K-40	17.9	0.189	1.13	32.4	0.00 - 0.50
5DS-00019	50476	Na-22	-0.0074 U	0.0263	0.0094	0.037	0.00 - 0.50
5DS-00019	50476	Nb-94	0.0003 U	0.0218	0.0064	0.0214	0.00 - 0.50
5DS-00019	50476	Np-236	-0.0461 UJ	0.0578	0.0212	0.047	0.00 - 0.50
5DS-00019	50476	Np-239	0.097 U	0.2	0.0651	0.139	0.00 - 0.50
5DS-00019	50476	Pa-231	-0.58 U	1.18	0.412	0.936	0.00 - 0.50
5DS-00019	50476	Pb-212	3.08	0.0541	0.202	2.69	0.00 - 0.50
5DS-00019	50476	Pb-214	2.21	0.0495	0.109	1.7	0.00 - 0.50
5DS-00019	50476	Pu-238	-0.0099 UJ	0.0404	0.0077	0.0415	0.00 - 0.50
5DS-00019	50476	Pu-239/240	0.0046 UJ	0.0354	0.009	0.0404	0.00 - 0.50
5DS-00019	50476	Pu-244	0.0065	0.0088	0.0046	0.0313	0.00 - 0.50
5DS-00019	50476	Sb-125	0.0049 U	0.0702	0.021	0.354	0.00 - 0.50
5DS-00019	50476	Sn-126	-0.0082 U	0.0239	0.0074	0.0237	0.00 - 0.50
5DS-00019	50476	Sr-90	-0.0643 U	0.264	0.0658	0.485	0.00 - 0.50
5DS-00019	50476	Th-228	2.74	0.111	0.203	3.98	0.00 - 0.50
5DS-00019	50476	Th-229	0.0561	0.019	0.02	0.145	0.00 - 0.50
5DS-00019	50476	Th-230	1.67	0.0754	0.138	2.2	0.00 - 0.50
5DS-00019	50476	Th-232	2.31	0.0648	0.172	3.1	0.00 - 0.50
5DS-00019	50476	Th-234	3.15 J	0.491	0.294	3.19	0.00 - 0.50
5DS-00019	50476	Tl-208	0.915	0.0256	0.0497	0.937	0.00 - 0.50
5DS-00019	50476	Tm-171	-1.53 U	31.7	10.5	72.4	0.00 - 0.50
5DS-00019	50476	U-233/234	1.46	0.0664	0.134	2.02	0.00 - 0.50
5DS-00019	50476	U-235/236	0.0512	0.0448	0.0208	0.151	0.00 - 0.50
5DS-00019	50476	U-238	1.42	0.0154	0.131	1.8	0.00 - 0.50
5DS-00019	50477	Ac-227	-0.172 U	0.274	0.0916	0.217	1.00 - 3.17
5DS-00019	50477	Am-241	-0.0055 UJ	0.0375	0.0074	0.0454	1.00 - 3.17
5DS-00019	50477	Bi-212	2.19	0.197	0.148	2.15	1.00 - 3.17
5DS-00019	50477	Bi-214	2.36	0.0434	0.103	1.59	1.00 - 3.17
5DS-00019	50477	Cd-113m	33.7 U	185	56.8	3030	1.00 - 3.17
5DS-00019	50477	Cm-243/244	0.0153 UJ	0.0378	0.0113	0.0443	1.00 - 3.17

Table A.2
Analytical Results Summary
Subarea 5D, Round 1

Sample Location	Sample ID	Analyte Name	Activity	MDC	TPU	RTL	Sample Depth (feet bgs)
5DS-00019	50477	Co-60	-0.0048 U	0.0243	0.0074	0.028	1.00 - 3.17
5DS-00019	50477	Cs-134	-0.0024 U	0.0222	0.0076	0.0864	1.00 - 3.17
5DS-00019	50477	Cs-137	-0.0025 U	0.0247	0.0085	0.207	1.00 - 3.17
5DS-00019	50477	Eu-152	-0.0353 U	0.0681	0.0224	0.0566	1.00 - 3.17
5DS-00019	50477	Eu-154	0.0403 U	0.131	0.0443	0.15	1.00 - 3.17
5DS-00019	50477	Eu-155	0.175 JS	0.097	0.0469	0.231	1.00 - 3.17
5DS-00019	50477	Ho-166m	-0.0111 U	0.0383	0.0118	0.0432	1.00 - 3.17
5DS-00019	50477	K-40	16.3	0.206	1.02	32.4	1.00 - 3.17
5DS-00019	50477	Na-22	0.0053 U	0.0264	0.0091	0.037	1.00 - 3.17
5DS-00019	50477	Nb-94	0.0189 J	0.0239	0.0082	0.0214	1.00 - 3.17
5DS-00019	50477	Np-236	-0.0502 UJ	0.0517	0.0199	0.047	1.00 - 3.17
5DS-00019	50477	Np-239	-0.0472 U	0.182	0.0549	0.139	1.00 - 3.17
5DS-00019	50477	Pa-231	0.0423 UJ	1.14	0.348	0.936	1.00 - 3.17
5DS-00019	50477	Pb-212	3.6	0.0495	0.212	2.69	1.00 - 3.17
5DS-00019	50477	Pb-214	2.62	0.0494	0.12	1.7	1.00 - 3.17
5DS-00019	50477	Pu-238	0.0052	0.0145	0.0043	0.0415	1.00 - 3.17
5DS-00019	50477	Pu-239/240	0.0003 U	0.0227	0.0051	0.0404	1.00 - 3.17
5DS-00019	50477	Pu-244	-0.002 U	0.0227	0.0046	0.0313	1.00 - 3.17
5DS-00019	50477	Sb-125	0.0106 U	0.0674	0.0205	0.354	1.00 - 3.17
5DS-00019	50477	Sn-126	-0.0006 U	0.0251	0.0075	0.0237	1.00 - 3.17
5DS-00019	50477	Sr-90	0.0719 U	0.212	0.0625	0.485	1.00 - 3.17
5DS-00019	50477	Th-228	3.03	0.0836	0.209	3.98	1.00 - 3.17
5DS-00019	50477	Th-229	0.0773	0.0474	0.0244	0.145	1.00 - 3.17
5DS-00019	50477	Th-230	1.66	0.0597	0.133	2.2	1.00 - 3.17
5DS-00019	50477	Th-232	2.99	0.0472	0.202	3.1	1.00 - 3.17
5DS-00019	50477	Th-234	4.35	0.408	0.335	3.19	1.00 - 3.17
5DS-00019	50477	Tl-208	1.14	0.0244	0.0601	0.937	1.00 - 3.17
5DS-00019	50477	Tm-171	-11 U	22	7.74	72.4	1.00 - 3.17
5DS-00019	50477	U-233/234	2 J	0.0631	0.182	2.02	1.00 - 3.17
5DS-00019	50477	U-235/236	0.0628	0.0549	0.0255	0.151	1.00 - 3.17
5DS-00019	50477	U-238	2.22 J	0.0189	0.197	1.8	1.00 - 3.17
5DS-00020	50478	Ac-227	0.085 U	0.256	0.0785	0.217	0.00 - 0.50
5DS-00020	50478	Am-241	-0.0008 U	0.0303	0.0069	0.0454	0.00 - 0.50
5DS-00020	50478	Bi-212	1.9	0.173	0.133	2.15	0.00 - 0.50

Table A.2
Analytical Results Summary
Subarea 5D, Round 1

Sample Location	Sample ID	Analyte Name	Activity	MDC	TPU	RTL	Sample Depth (feet bgs)
5DS-00020	50478	Bi-214	2.04	0.0385	0.0889	1.59	0.00 - 0.50
5DS-00020	50478	Cd-113m	-12.5 U	165	53.3	3030	0.00 - 0.50
5DS-00020	50478	Cm-243/244	-0.0074 U	0.0443	0.0104	0.0443	0.00 - 0.50
5DS-00020	50478	Co-60	0.0074 U	0.021	0.0063	0.028	0.00 - 0.50
5DS-00020	50478	Cs-134	0.0196 JS	0.0216	0.0083	0.0864	0.00 - 0.50
5DS-00020	50478	Cs-137	0.161	0.0209	0.0128	0.207	0.00 - 0.50
5DS-00020	50478	Eu-152	-0.0355 U	0.0614	0.0213	0.0566	0.00 - 0.50
5DS-00020	50478	Eu-154	0.0049 U	0.112	0.0383	0.15	0.00 - 0.50
5DS-00020	50478	Eu-155	0.185 JS	0.0912	0.0374	0.231	0.00 - 0.50
5DS-00020	50478	Ho-166m	0.0033 U	0.0335	0.0098	0.0432	0.00 - 0.50
5DS-00020	50478	K-40	19.5	0.163	1.12	32.4	0.00 - 0.50
5DS-00020	50478	Na-22	-0.006 U	0.0235	0.0085	0.037	0.00 - 0.50
5DS-00020	50478	Nb-94	0.0267 Z	0.0201	0.0111	0.0214	0.00 - 0.50
5DS-00020	50478	Np-236	-0.0085 U	0.0487	0.0163	0.047	0.00 - 0.50
5DS-00020	50478	Np-239	0.0581 U	0.171	0.0523	0.139	0.00 - 0.50
5DS-00020	50478	Pa-231	-0.565 U	1.02	0.363	0.936	0.00 - 0.50
5DS-00020	50478	Pb-212	3.14	0.0474	0.196	2.69	0.00 - 0.50
5DS-00020	50478	Pb-214	2.26	0.0438	0.109	1.7	0.00 - 0.50
5DS-00020	50478	Pu-238	-0.0034 U	0.0232	0.0046	0.0415	0.00 - 0.50
5DS-00020	50478	Pu-239/240	0.002 U	0.0263	0.0066	0.0404	0.00 - 0.50
5DS-00020	50478	Pu-244	0.016	0.0167	0.0068	0.0313	0.00 - 0.50
5DS-00020	50478	Sb-125	0.0231 U	0.0616	0.0192	0.354	0.00 - 0.50
5DS-00020	50478	Sn-126	-0.0034 U	0.0214	0.0065	0.0237	0.00 - 0.50
5DS-00020	50478	Sr-90	0.0864 U	0.323	0.0947	0.485	0.00 - 0.50
5DS-00020	50478	Th-228	2.46	0.11	0.166	3.98	0.00 - 0.50
5DS-00020	50478	Th-229	0.0724	0.0621	0.0245	0.145	0.00 - 0.50
5DS-00020	50478	Th-230	1.17	0.0727	0.0958	2.2	0.00 - 0.50
5DS-00020	50478	Th-232	2.22	0.0379	0.147	3.1	0.00 - 0.50
5DS-00020	50478	Th-234	2.8	0.384	0.245	3.19	0.00 - 0.50
5DS-00020	50478	Tl-208	0.95	0.0229	0.0507	0.937	0.00 - 0.50
5DS-00020	50478	Tm-171	1.3 U	17.8	6.2	72.4	0.00 - 0.50
5DS-00020	50478	U-233/234	1.38	0.0673	0.126	2.02	0.00 - 0.50
5DS-00020	50478	U-235/236	0.0892	0.0173	0.0246	0.151	0.00 - 0.50
5DS-00020	50478	U-238	1.37	0.0407	0.124	1.8	0.00 - 0.50

Table A.2
Analytical Results Summary
Subarea 5D, Round 1

Sample Location	Sample ID	Analyte Name	Activity	MDC	TPU	RTL	Sample Depth (feet bgs)
5DS-00021	50480	Ac-227	0.0175 U	0.21	0.0617	0.217	0.00 - 0.50
5DS-00021	50480	Am-241	0.014 U	0.035	0.0104	0.0454	0.00 - 0.50
5DS-00021	50480	Bi-212	1.65	0.149	0.111	2.15	0.00 - 0.50
5DS-00021	50480	Bi-214	1.61	0.0311	0.0705	1.59	0.00 - 0.50
5DS-00021	50480	Cd-113m	35.3 U	136	42	3030	0.00 - 0.50
5DS-00021	50480	Cm-243/244	-0.0054 U	0.0287	0.005	0.0443	0.00 - 0.50
5DS-00021	50480	Co-60	-0.0076 U	0.0174	0.0055	0.028	0.00 - 0.50
5DS-00021	50480	Cs-134	0.0084 JS	0.0167	0.006	0.0864	0.00 - 0.50
5DS-00021	50480	Cs-137	0.0635	0.018	0.0096	0.207	0.00 - 0.50
5DS-00021	50480	Eu-152	-0.0065 U	0.0503	0.0163	0.0566	0.00 - 0.50
5DS-00021	50480	Eu-154	0.013 U	0.0938	0.0318	0.15	0.00 - 0.50
5DS-00021	50480	Eu-155	0.0819 JS	0.0697	0.03	0.231	0.00 - 0.50
5DS-00021	50480	Ho-166m	0.0016 U	0.0268	0.0078	0.0432	0.00 - 0.50
5DS-00021	50480	K-40	17.5	0.141	0.99	32.4	0.00 - 0.50
5DS-00021	50480	Na-22	-0.0056 U	0.0206	0.0064	0.037	0.00 - 0.50
5DS-00021	50480	Nb-94	0.0139 JS	0.0169	0.0058	0.0214	0.00 - 0.50
5DS-00021	50480	Np-236	-0.0034 U	0.038	0.0117	0.047	0.00 - 0.50
5DS-00021	50480	Np-239	-0.0392 U	0.135	0.0409	0.139	0.00 - 0.50
5DS-00021	50480	Pa-231	-0.0253 U	0.844	0.249	0.936	0.00 - 0.50
5DS-00021	50480	Pb-212	2.43	0.0375	0.145	2.69	0.00 - 0.50
5DS-00021	50480	Pb-214	1.79	0.0352	0.0829	1.7	0.00 - 0.50
5DS-00021	50480	Pu-238	0.0036 U	0.0183	0.0047	0.0415	0.00 - 0.50
5DS-00021	50480	Pu-239/240	-0.0027 U	0.0209	0.0037	0.0404	0.00 - 0.50
5DS-00021	50480	Pu-244	-0.0004 U	0.0209	0.0044	0.0313	0.00 - 0.50
5DS-00021	50480	Sb-125	-0.0056 U	0.0488	0.0148	0.354	0.00 - 0.50
5DS-00021	50480	Sn-126	-0.0032 U	0.0177	0.0053	0.0237	0.00 - 0.50
5DS-00021	50480	Sr-90	-0.03 U	0.264	0.0688	0.485	0.00 - 0.50
5DS-00021	50480	Th-228	1.95	0.063	0.142	3.98	0.00 - 0.50
5DS-00021	50480	Th-229	0.052	0.0781	0.0256	0.145	0.00 - 0.50
5DS-00021	50480	Th-230	1.07	0.0623	0.0912	2.2	0.00 - 0.50
5DS-00021	50480	Th-232	1.77	0.0557	0.128	3.1	0.00 - 0.50
5DS-00021	50480	Th-234	2.69	0.292	0.217	3.19	0.00 - 0.50
5DS-00021	50480	Tl-208	0.745	0.0192	0.0403	0.937	0.00 - 0.50
5DS-00021	50480	Tm-171	3.14 U	13	4.42	72.4	0.00 - 0.50

Table A.2
Analytical Results Summary
Subarea 5D, Round 1

Sample Location	Sample ID	Analyte Name	Activity	MDC	TPU	RTL	Sample Depth (feet bgs)
5DS-00021	50480	U-233/234	1.35	0.0221	0.109	2.02	0.00 - 0.50
5DS-00021	50480	U-235/236	0.0409	0.0338	0.0151	0.151	0.00 - 0.50
5DS-00021	50480	U-238	1.3	0.0273	0.106	1.8	0.00 - 0.50
5DS-00021	50481	Ac-227	-0.012 U	0.19	0.0561	0.217	1.00 - 3.00
5DS-00021	50481	Am-241	0.0054	0.0072	0.0038	0.0454	1.00 - 3.00
5DS-00021	50481	Bi-212	1.42	0.126	0.0947	2.15	1.00 - 3.00
5DS-00021	50481	Bi-214	1.53	0.0295	0.0668	1.59	1.00 - 3.00
5DS-00021	50481	Cd-113m	-5.86 U	126	37.1	3030	1.00 - 3.00
5DS-00021	50481	Cm-243/244	0.0142	0.0172	0.0069	0.0443	1.00 - 3.00
5DS-00021	50481	Co-60	0.0009 U	0.0162	0.0046	0.028	1.00 - 3.00
5DS-00021	50481	Cs-134	-0.0036 U	0.0151	0.0055	0.0864	1.00 - 3.00
5DS-00021	50481	Cs-137	-0.0072 U	0.0165	0.0052	0.207	1.00 - 3.00
5DS-00021	50481	Eu-152	-0.0042 U	0.0452	0.0154	0.0566	1.00 - 3.00
5DS-00021	50481	Eu-154	0.0232 U	0.0859	0.0292	0.15	1.00 - 3.00
5DS-00021	50481	Eu-155	0.133 JS	0.0662	0.0313	0.231	1.00 - 3.00
5DS-00021	50481	Ho-166m	-0.0048 U	0.0249	0.0074	0.0432	1.00 - 3.00
5DS-00021	50481	K-40	16	0.124	0.905	32.4	1.00 - 3.00
5DS-00021	50481	Na-22	0.0061 U	0.0191	0.0058	0.037	1.00 - 3.00
5DS-00021	50481	Nb-94	0.0077 JS	0.0152	0.0047	0.0214	1.00 - 3.00
5DS-00021	50481	Np-236	-0.0191 U	0.0358	0.0144	0.047	1.00 - 3.00
5DS-00021	50481	Np-239	0.0055 U	0.13	0.038	0.139	1.00 - 3.00
5DS-00021	50481	Pa-231	-0.214 U	0.79	0.248	0.936	1.00 - 3.00
5DS-00021	50481	Pb-212	2.3	0.037	0.137	2.69	1.00 - 3.00
5DS-00021	50481	Pb-214	1.65	0.0325	0.0773	1.7	1.00 - 3.00
5DS-00021	50481	Pu-238	0	0.0085	0.0031	0.0415	1.00 - 3.00
5DS-00021	50481	Pu-239/240	-0.005 UJ	0.0341	0.0067	0.0404	1.00 - 3.00
5DS-00021	50481	Pu-244	-0.0045 UJ	0.0247	0.0045	0.0313	1.00 - 3.00
5DS-00021	50481	Sb-125	-0.0058 U	0.0427	0.013	0.354	1.00 - 3.00
5DS-00021	50481	Sn-126	0.0005 U	0.0165	0.0048	0.0237	1.00 - 3.00
5DS-00021	50481	Sr-90	0.43	0.292	0.116	0.485	1.00 - 3.00
5DS-00021	50481	Th-228	2.79	0.0234	0.212	3.98	1.00 - 3.00
5DS-00021	50481	Th-229	0.016 U	0.0958	0.0252	0.145	1.00 - 3.00
5DS-00021	50481	Th-230	1.53	0.0956	0.138	2.2	1.00 - 3.00
5DS-00021	50481	Th-232	2.26	0.0215	0.178	3.1	1.00 - 3.00

Table A.2
Analytical Results Summary
Subarea 5D, Round 1

Sample Location	Sample ID	Analyte Name	Activity	MDC	TPU	RTL	Sample Depth (feet bgs)
5DS-00021	50481	Th-234	2.37	0.281	0.19	3.19	1.00 - 3.00
5DS-00021	50481	Tl-208	0.708	0.0172	0.0374	0.937	1.00 - 3.00
5DS-00021	50481	Tm-171	0.581 U	11.6	3.89	72.4	1.00 - 3.00
5DS-00021	50481	U-233/234	1.44	0.0637	0.135	2.02	1.00 - 3.00
5DS-00021	50481	U-235/236	0.065	0.0196	0.0221	0.151	1.00 - 3.00
5DS-00021	50481	U-238	1.48	0.0158	0.137	1.8	1.00 - 3.00
5DS-00022	50482	Ac-227	0.0008 U	0.195	0.0602	0.217	0.00 - 0.50
5DS-00022	50482	Am-241	-0.0008 U	0.0305	0.007	0.0454	0.00 - 0.50
5DS-00022	50482	Bi-212	1.81	0.137	0.116	2.15	0.00 - 0.50
5DS-00022	50482	Bi-214	1.96	0.0285	0.083	1.59	0.00 - 0.50
5DS-00022	50482	Cd-113m	26.1 U	129	40.1	3030	0.00 - 0.50
5DS-00022	50482	Cm-243/244	-0.0073 U	0.0345	0.0071	0.0443	0.00 - 0.50
5DS-00022	50482	Co-60	0.0057 U	0.0175	0.0053	0.028	0.00 - 0.50
5DS-00022	50482	Cs-134	-0.0028 U	0.0156	0.0055	0.0864	0.00 - 0.50
5DS-00022	50482	Cs-137	0.0993	0.0164	0.0083	0.207	0.00 - 0.50
5DS-00022	50482	Eu-152	-0.0574 UJ	0.0461	0.0194	0.0566	0.00 - 0.50
5DS-00022	50482	Eu-154	-0.0716 UJ	0.0881	0.032	0.15	0.00 - 0.50
5DS-00022	50482	Eu-155	0.147 JS	0.0689	0.032	0.231	0.00 - 0.50
5DS-00022	50482	Ho-166m	-0.012 U	0.0259	0.0086	0.0432	0.00 - 0.50
5DS-00022	50482	K-40	18.7	0.132	1.07	32.4	0.00 - 0.50
5DS-00022	50482	Na-22	0.0096 U	0.02	0.0066	0.037	0.00 - 0.50
5DS-00022	50482	Nb-94	0.0085 JS	0.0156	0.0051	0.0214	0.00 - 0.50
5DS-00022	50482	Np-236	-0.0149 U	0.036	0.0112	0.047	0.00 - 0.50
5DS-00022	50482	Np-239	0.0141 U	0.129	0.0396	0.139	0.00 - 0.50
5DS-00022	50482	Pa-231	-0.0439 U	0.79	0.245	0.936	0.00 - 0.50
5DS-00022	50482	Pb-212	2.93	0.0364	0.173	2.69	0.00 - 0.50
5DS-00022	50482	Pb-214	2.29	0.0338	0.102	1.7	0.00 - 0.50
5DS-00022	50482	Pu-238	0.0059	0.008	0.0042	0.0415	0.00 - 0.50
5DS-00022	50482	Pu-239/240	0.0143	0.0268	0.0087	0.0404	0.00 - 0.50
5DS-00022	50482	Pu-244	0.0008 UJ	0.0189	0.0037	0.0313	0.00 - 0.50
5DS-00022	50482	Sb-125	-0.0047 U	0.0467	0.0139	0.354	0.00 - 0.50
5DS-00022	50482	Sn-126	-0.0024 U	0.0165	0.0051	0.0237	0.00 - 0.50
5DS-00022	50482	Sr-90	-0.0772 U	0.318	0.0819	0.485	0.00 - 0.50
5DS-00022	50482	Th-228	2.56	0.0846	0.205	3.98	0.00 - 0.50

Table A.2
Analytical Results Summary
Subarea 5D, Round 1

Sample Location	Sample ID	Analyte Name	Activity	MDC	TPU	RTL	Sample Depth (feet bgs)
5DS-00022	50482	Th-229	0.0161 U	0.0967	0.0255	0.145	0.00 - 0.50
5DS-00022	50482	Th-230	1.34	0.156	0.132	2.2	0.00 - 0.50
5DS-00022	50482	Th-232	2.55	0.0217	0.197	3.1	0.00 - 0.50
5DS-00022	50482	Th-234	2.5	0.278	0.205	3.19	0.00 - 0.50
5DS-00022	50482	Tl-208	0.909	0.0179	0.0466	0.937	0.00 - 0.50
5DS-00022	50482	Tm-171	-2.81 U	14.7	5.15	72.4	0.00 - 0.50
5DS-00022	50482	U-233/234	1.55	0.0451	0.129	2.02	0.00 - 0.50
5DS-00022	50482	U-235/236	0.146	0.0404	0.03	0.151	0.00 - 0.50
5DS-00022	50482	U-238	1.52	0.0264	0.126	1.8	0.00 - 0.50
5DS-00022	50483	Ac-227	0.095 U	0.244	0.0776	0.217	1.00 - 5.00
5DS-00022	50483	Am-241	0.0036 U	0.0281	0.0071	0.0454	1.00 - 5.00
5DS-00022	50483	Bi-212	1.53	0.147	0.105	2.15	1.00 - 5.00
5DS-00022	50483	Bi-214	1.71	0.0337	0.075	1.59	1.00 - 5.00
5DS-00022	50483	Cd-113m	-54.1 U	157	52.2	3030	1.00 - 5.00
5DS-00022	50483	Cm-243/244	0.0111	0.0166	0.0061	0.0443	1.00 - 5.00
5DS-00022	50483	Co-60	-0.0084 U	0.0179	0.0058	0.028	1.00 - 5.00
5DS-00022	50483	Cs-134	0.0045 U	0.0176	0.0061	0.0864	1.00 - 5.00
5DS-00022	50483	Cs-137	-0.0009 U	0.0189	0.0066	0.207	1.00 - 5.00
5DS-00022	50483	Eu-152	-0.0182 U	0.0587	0.0216	0.0566	1.00 - 5.00
5DS-00022	50483	Eu-154	0.0515 J	0.0998	0.0347	0.15	1.00 - 5.00
5DS-00022	50483	Eu-155	0.146 JS	0.0873	0.0341	0.231	1.00 - 5.00
5DS-00022	50483	Ho-166m	-0.0122 U	0.0291	0.0094	0.0432	1.00 - 5.00
5DS-00022	50483	K-40	16.8	0.15	1.03	32.4	1.00 - 5.00
5DS-00022	50483	Na-22	-0.0008 U	0.0204	0.007	0.037	1.00 - 5.00
5DS-00022	50483	Nb-94	0.0023 U	0.0172	0.0052	0.0214	1.00 - 5.00
5DS-00022	50483	Np-236	-0.0075 U	0.0469	0.0147	0.047	1.00 - 5.00
5DS-00022	50483	Np-239	0.0591 U	0.165	0.0522	0.139	1.00 - 5.00
5DS-00022	50483	Pa-231	-0.242 U	0.992	0.339	0.936	1.00 - 5.00
5DS-00022	50483	Pb-212	2.58	0.0435	0.157	2.69	1.00 - 5.00
5DS-00022	50483	Pb-214	2.03	0.0407	0.0923	1.7	1.00 - 5.00
5DS-00022	50483	Pu-238	0.0039 U	0.0198	0.005	0.0415	1.00 - 5.00
5DS-00022	50483	Pu-239/240	-0.0033 U	0.0292	0.0062	0.0404	1.00 - 5.00
5DS-00022	50483	Pu-244	0.0014 U	0.0197	0.0044	0.0313	1.00 - 5.00
5DS-00022	50483	Sb-125	-0.0075 U	0.0532	0.0159	0.354	1.00 - 5.00

Table A.2
Analytical Results Summary
Subarea 5D, Round 1

Sample Location	Sample ID	Analyte Name	Activity	MDC	TPU	RTL	Sample Depth (feet bgs)
5DS-00022	50483	Sn-126	-0.0018 U	0.0188	0.0057	0.0237	1.00 - 5.00
5DS-00022	50483	Sr-90	-0.0846 U	0.313	0.0768	0.485	1.00 - 5.00
5DS-00022	50483	Th-228	2.43	0.101	0.186	3.98	1.00 - 5.00
5DS-00022	50483	Th-229	0.0283 U	0.0851	0.0246	0.145	1.00 - 5.00
5DS-00022	50483	Th-230	1.44	0.0927	0.127	2.2	1.00 - 5.00
5DS-00022	50483	Th-232	2.18	0.0519	0.167	3.1	1.00 - 5.00
5DS-00022	50483	Th-234	2.67	0.378	0.238	3.19	1.00 - 5.00
5DS-00022	50483	Tl-208	0.817	0.0201	0.0428	0.937	1.00 - 5.00
5DS-00022	50483	Tm-171	-12.1 U	19	7.08	72.4	1.00 - 5.00
5DS-00022	50483	U-233/234	1.51	0.0962	0.151	2.02	1.00 - 5.00
5DS-00022	50483	U-235/236	0.1	0.0247	0.031	0.151	1.00 - 5.00
5DS-00022	50483	U-238	1.94	0.0802	0.181	1.8	1.00 - 5.00
5DS-00023	50484	Ac-227	0.178 J	0.232	0.081	0.217	0.00 - 0.50
5DS-00023	50484	Am-241	0.0134	0.0061	0.0055	0.0454	0.00 - 0.50
5DS-00023	50484	Bi-212	1.7	0.144	0.112	2.15	0.00 - 0.50
5DS-00023	50484	Bi-214	1.75	0.0309	0.0743	1.59	0.00 - 0.50
5DS-00023	50484	Cd-113m	-315 R	154	94.2	3030	0.00 - 0.50
5DS-00023	50484	Cm-243/244	0.0013 U	0.0178	0.0039	0.0443	0.00 - 0.50
5DS-00023	50484	Co-60	0.0041 U	0.0158	0.0047	0.028	0.00 - 0.50
5DS-00023	50484	Cs-134	0.232 Z	0.0252	0.0552	0.0864	0.00 - 0.50
5DS-00023	50484	Cs-137	0.0941	0.017	0.0085	0.207	0.00 - 0.50
5DS-00023	50484	Eu-152	0.105 J	0.0558	0.0417	0.0566	0.00 - 0.50
5DS-00023	50484	Eu-154	0.136 J	0.0929	0.0444	0.15	0.00 - 0.50
5DS-00023	50484	Eu-155	0.116 JS	0.0877	0.0296	0.231	0.00 - 0.50
5DS-00023	50484	Ho-166m	-0.0147 U	0.0266	0.0089	0.0432	0.00 - 0.50
5DS-00023	50484	K-40	15.9	0.123	1.04	32.4	0.00 - 0.50
5DS-00023	50484	Na-22	0.0038 U	0.0184	0.0065	0.037	0.00 - 0.50
5DS-00023	50484	Nb-94	0.0126 JS	0.0158	0.0056	0.0214	0.00 - 0.50
5DS-00023	50484	Np-236	0.017 U	0.0467	0.0173	0.047	0.00 - 0.50
5DS-00023	50484	Np-239	0.0214 U	0.158	0.0559	0.139	0.00 - 0.50
5DS-00023	50484	Pa-231	-1.26 UJ	0.935	0.546	0.936	0.00 - 0.50
5DS-00023	50484	Pb-212	2.92	0.0427	0.191	2.69	0.00 - 0.50
5DS-00023	50484	Pb-214	1.89	0.0387	0.0902	1.7	0.00 - 0.50
5DS-00023	50484	Pu-238	-0.0019 UJ	0.0342	0.0062	0.0415	0.00 - 0.50

Table A.2
Analytical Results Summary
Subarea 5D, Round 1

Sample Location	Sample ID	Analyte Name	Activity	MDC	TPU	RTL	Sample Depth (feet bgs)
5DS-00023	50484	Pu-239/240	0.0055 UJ	0.0276	0.0069	0.0404	0.00 - 0.50
5DS-00023	50484	Pu-244	0.0043	0.0117	0.0043	0.0313	0.00 - 0.50
5DS-00023	50484	Sb-125	0.0222 U	0.0519	0.0164	0.354	0.00 - 0.50
5DS-00023	50484	Sn-126	-0.0108 U	0.017	0.0058	0.0237	0.00 - 0.50
5DS-00023	50484	Sr-90	0.448	0.24	0.103	0.485	0.00 - 0.50
5DS-00023	50484	Th-228	3.22 J	0.132	0.261	3.98	0.00 - 0.50
5DS-00023	50484	Th-229	0.0585	0.0718	0.0278	0.145	0.00 - 0.50
5DS-00023	50484	Th-230	1.65 J	0.0903	0.158	2.2	0.00 - 0.50
5DS-00023	50484	Th-232	2.7 J	0.0714	0.221	3.1	0.00 - 0.50
5DS-00023	50484	Th-234	2.5 J	0.391	0.234	3.19	0.00 - 0.50
5DS-00023	50484	Tl-208	0.873	0.0177	0.0447	0.937	0.00 - 0.50
5DS-00023	50484	Tm-171	14.7 J	20.8	13.2	72.4	0.00 - 0.50
5DS-00023	50484	U-233/234	1.1	0.114	0.125	2.02	0.00 - 0.50
5DS-00023	50484	U-235/236	0.0394	0.0267	0.0199	0.151	0.00 - 0.50
5DS-00023	50484	U-238	1.27	0.0507	0.135	1.8	0.00 - 0.50
5DS-00024	50486	Ac-227	0.0325 U	0.2	0.0619	0.217	0.00 - 0.50
5DS-00024	50486	Am-241	0.0045 U	0.0221	0.0058	0.0454	0.00 - 0.50
5DS-00024	50486	Bi-212	2.45	0.164	0.152	2.15	0.00 - 0.50
5DS-00024	50486	Bi-214	2.38	0.0353	0.102	1.59	0.00 - 0.50
5DS-00024	50486	Cd-113m	-15.4 U	131	40.7	3030	0.00 - 0.50
5DS-00024	50486	Cm-243/244	-0.0026 U	0.0307	0.0068	0.0443	0.00 - 0.50
5DS-00024	50486	Co-60	0.0025 U	0.0197	0.0057	0.028	0.00 - 0.50
5DS-00024	50486	Cs-134	0.0231 JS	0.0192	0.0084	0.0864	0.00 - 0.50
5DS-00024	50486	Cs-137	0.0818	0.0203	0.0095	0.207	0.00 - 0.50
5DS-00024	50486	Eu-152	-0.004 U	0.0509	0.0182	0.0566	0.00 - 0.50
5DS-00024	50486	Eu-154	-0.124 UJ	0.104	0.0443	0.15	0.00 - 0.50
5DS-00024	50486	Eu-155	0.133 JS	0.0616	0.0295	0.231	0.00 - 0.50
5DS-00024	50486	Ho-166m	0.0137 U	0.0318	0.0097	0.0432	0.00 - 0.50
5DS-00024	50486	K-40	17.2	0.156	0.926	32.4	0.00 - 0.50
5DS-00024	50486	Na-22	-0.0242 UJ	0.0223	0.009	0.037	0.00 - 0.50
5DS-00024	50486	Nb-94	0 U	0.0186	0.0054	0.0214	0.00 - 0.50
5DS-00024	50486	Np-236	-0.0256 UJ	0.0331	0.0115	0.047	0.00 - 0.50
5DS-00024	50486	Np-239	0.0672 J	0.132	0.0429	0.139	0.00 - 0.50
5DS-00024	50486	Pa-231	-0.0353 U	0.818	0.268	0.936	0.00 - 0.50

Table A.2
Analytical Results Summary
Subarea 5D, Round 1

Sample Location	Sample ID	Analyte Name	Activity	MDC	TPU	RTL	Sample Depth (feet bgs)
5DS-00024	50486	Pb-212	3.62	0.0359	0.196	2.69	0.00 - 0.50
5DS-00024	50486	Pb-214	2.53	0.0358	0.111	1.7	0.00 - 0.50
5DS-00024	50486	Pu-238	0.0006 U	0.0138	0.0027	0.0415	0.00 - 0.50
5DS-00024	50486	Pu-239/240	0.0067 U	0.0216	0.0061	0.0404	0.00 - 0.50
5DS-00024	50486	Pu-244	0.012	0.017	0.0061	0.0313	0.00 - 0.50
5DS-00024	50486	Sb-125	0.0119 U	0.0525	0.0157	0.354	0.00 - 0.50
5DS-00024	50486	Sn-126	0.0009 U	0.0205	0.006	0.0237	0.00 - 0.50
5DS-00024	50486	Sr-90	0.0101 U	0.227	0.0603	0.485	0.00 - 0.50
5DS-00024	50486	Th-228	3.49	0.094	0.251	3.98	0.00 - 0.50
5DS-00024	50486	Th-229	0 U	0.102	0.0246	0.145	0.00 - 0.50
5DS-00024	50486	Th-230	1.56	0.0834	0.137	2.2	0.00 - 0.50
5DS-00024	50486	Th-232	2.52	0.0209	0.19	3.1	0.00 - 0.50
5DS-00024	50486	Th-234	3.25 J	0.244	0.218	3.19	0.00 - 0.50
5DS-00024	50486	Tl-208	1.18	0.0204	0.0632	0.937	0.00 - 0.50
5DS-00024	50486	Tm-171	-1.13 U	8.12	2.8	72.4	0.00 - 0.50
5DS-00024	50486	U-233/234	1.83	0.112	0.183	2.02	0.00 - 0.50
5DS-00024	50486	U-235/236	0.0634	0.0286	0.0263	0.151	0.00 - 0.50
5DS-00024	50486	U-238	1.76	0.0545	0.176	1.8	0.00 - 0.50
5DS-00025	50488	Ac-227	0.0676 U	0.25	0.0764	0.217	0.00 - 0.50
5DS-00025	50488	Am-241	0.0053 UJ	0.0569	0.0134	0.0454	0.00 - 0.50
5DS-00025	50488	Bi-212	2.6	0.172	0.156	2.15	0.00 - 0.50
5DS-00025	50488	Bi-214	2.52	0.0366	0.105	1.59	0.00 - 0.50
5DS-00025	50488	Cd-113m	44.3 U	165	52.1	3030	0.00 - 0.50
5DS-00025	50488	Cm-243/244	0.0354	0.0502	0.0182	0.0443	0.00 - 0.50
5DS-00025	50488	Co-60	-0.0087 U	0.0194	0.0063	0.028	0.00 - 0.50
5DS-00025	50488	Cs-134	0.001 U	0.0199	0.0068	0.0864	0.00 - 0.50
5DS-00025	50488	Cs-137	0.0609	0.0221	0.01	0.207	0.00 - 0.50
5DS-00025	50488	Eu-152	-0.0158 U	0.0608	0.0233	0.0566	0.00 - 0.50
5DS-00025	50488	Eu-154	0.0524 J	0.104	0.0365	0.15	0.00 - 0.50
5DS-00025	50488	Eu-155	0.202 JS	0.0896	0.0359	0.231	0.00 - 0.50
5DS-00025	50488	Ho-166m	-0.0248 UJ	0.0313	0.0113	0.0432	0.00 - 0.50
5DS-00025	50488	K-40	16.8	0.163	1.04	32.4	0.00 - 0.50
5DS-00025	50488	Na-22	0.0012 U	0.0223	0.0077	0.037	0.00 - 0.50
5DS-00025	50488	Nb-94	0.0101 JS	0.0195	0.0063	0.0214	0.00 - 0.50

Table A.2
Analytical Results Summary
Subarea 5D, Round 1

Sample Location	Sample ID	Analyte Name	Activity	MDC	TPU	RTL	Sample Depth (feet bgs)
5DS-00025	50488	Np-236	-0.0262 U	0.047	0.0159	0.047	0.00 - 0.50
5DS-00025	50488	Np-239	0.0986 J	0.169	0.0552	0.139	0.00 - 0.50
5DS-00025	50488	Pa-231	0.0639 U	1.03	0.32	0.936	0.00 - 0.50
5DS-00025	50488	Pb-212	4.56	0.0452	0.288	2.69	0.00 - 0.50
5DS-00025	50488	Pb-214	2.88	0.0422	0.131	1.7	0.00 - 0.50
5DS-00025	50488	Pu-238	0	0.0087	0.0032	0.0415	0.00 - 0.50
5DS-00025	50488	Pu-239/240	0.0059 UJ	0.0291	0.0076	0.0404	0.00 - 0.50
5DS-00025	50488	Pu-244	-0.0023 UJ	0.0205	0.004	0.0313	0.00 - 0.50
5DS-00025	50488	Sb-125	0.0212 U	0.0601	0.019	0.354	0.00 - 0.50
5DS-00025	50488	Sn-126	0.0016 U	0.0214	0.0064	0.0237	0.00 - 0.50
5DS-00025	50488	Sr-90	0.0453 U	0.218	0.0617	0.485	0.00 - 0.50
5DS-00025	50488	Th-228	3.65 J	0.151	0.3	3.98	0.00 - 0.50
5DS-00025	50488	Th-229	0.0112 UJ	0.0821	0.0193	0.145	0.00 - 0.50
5DS-00025	50488	Th-230	1.74 J	0.0819	0.171	2.2	0.00 - 0.50
5DS-00025	50488	Th-232	3.06 J	0.0301	0.254	3.1	0.00 - 0.50
5DS-00025	50488	Th-234	4.34 J	0.39	0.359	3.19	0.00 - 0.50
5DS-00025	50488	Tl-208	1.43	0.0218	0.0712	0.937	0.00 - 0.50
5DS-00025	50488	Tm-171	-15.2 U	22.5	8.54	72.4	0.00 - 0.50
5DS-00025	50488	U-233/234	1.77	0.0782	0.157	2.02	0.00 - 0.50
5DS-00025	50488	U-235/236	0.0726	0.045	0.0245	0.151	0.00 - 0.50
5DS-00025	50488	U-238	1.82	0.0155	0.159	1.8	0.00 - 0.50
5DS-00026	50490	Ac-227	0.0466 U	0.168	0.0512	0.217	0.75 - 1.20
5DS-00026	50490	Am-241	0.019	0.0394	0.0122	0.0454	0.75 - 1.20
5DS-00026	50490	Bi-212	0.797	0.128	0.0769	2.15	0.75 - 1.20
5DS-00026	50490	Bi-214	0.632	0.0266	0.033	1.59	0.75 - 1.20
5DS-00026	50490	Cd-113m	41 U	112	35.9	3030	0.75 - 1.20
5DS-00026	50490	Cm-243/244	0.0165	0.0323	0.0102	0.0443	0.75 - 1.20
5DS-00026	50490	Co-60	-0.0011 U	0.0169	0.005	0.028	0.75 - 1.20
5DS-00026	50490	Cs-134	-0.0046 U	0.014	0.005	0.0864	0.75 - 1.20
5DS-00026	50490	Cs-137	0.013	0.0152	0.0059	0.207	0.75 - 1.20
5DS-00026	50490	Eu-152	-0.0248 U	0.0408	0.0169	0.0566	0.75 - 1.20
5DS-00026	50490	Eu-154	-0.0322 U	0.0874	0.027	0.15	0.75 - 1.20
5DS-00026	50490	Eu-155	0.0674 JS	0.0619	0.0213	0.231	0.75 - 1.20
5DS-00026	50490	Ho-166m	-0.0022 U	0.0236	0.0071	0.0432	0.75 - 1.20

Table A.2
Analytical Results Summary
Subarea 5D, Round 1

Sample Location	Sample ID	Analyte Name	Activity	MDC	TPU	RTL	Sample Depth (feet bgs)
5DS-00026	50490	K-40	19.1	0.119	1.07	32.4	0.75 - 1.20
5DS-00026	50490	Na-22	0.0018 U	0.0206	0.006	0.037	0.75 - 1.20
5DS-00026	50490	Nb-94	0.004 U	0.0136	0.0041	0.0214	0.75 - 1.20
5DS-00026	50490	Np-236	0.0004 U	0.0323	0.0095	0.047	0.75 - 1.20
5DS-00026	50490	Np-239	0.0392 U	0.117	0.0359	0.139	0.75 - 1.20
5DS-00026	50490	Pa-231	-0.22 UJ	0.695	0.227	0.936	0.75 - 1.20
5DS-00026	50490	Pb-212	1.18	0.0314	0.0695	2.69	0.75 - 1.20
5DS-00026	50490	Pb-214	0.697	0.0293	0.0351	1.7	0.75 - 1.20
5DS-00026	50490	Pu-238	-0.0003 U	0.0179	0.0037	0.0415	0.75 - 1.20
5DS-00026	50490	Pu-239/240	0.0079	0.0054	0.004	0.0404	0.75 - 1.20
5DS-00026	50490	Pu-244	0.002	0.0054	0.002	0.0313	0.75 - 1.20
5DS-00026	50490	Sb-125	-0.0062 U	0.04	0.0118	0.354	0.75 - 1.20
5DS-00026	50490	Sn-126	0.0028 U	0.0151	0.0045	0.0237	0.75 - 1.20
5DS-00026	50490	Sr-90	0.0295 U	0.277	0.0767	0.485	0.75 - 1.20
5DS-00026	50490	Th-228	1.21	0.0871	0.118	3.98	0.75 - 1.20
5DS-00026	50490	Th-229	0 U	0.0667	0.0144	0.145	0.75 - 1.20
5DS-00026	50490	Th-230	0.63	0.0527	0.0751	2.2	0.75 - 1.20
5DS-00026	50490	Th-232	1.05	0.0194	0.102	3.1	0.75 - 1.20
5DS-00026	50490	Th-234	1.24 J	0.255	0.134	3.19	0.75 - 1.20
5DS-00026	50490	Tl-208	0.369	0.016	0.0219	0.937	0.75 - 1.20
5DS-00026	50490	Tm-171	-7.84 U	11.6	4.55	72.4	0.75 - 1.20
5DS-00026	50490	U-233/234	0.544	0.0557	0.0621	2.02	0.75 - 1.20
5DS-00026	50490	U-235/236	0.0627	0.0354	0.0201	0.151	0.75 - 1.20
5DS-00026	50490	U-238	0.611	0.0407	0.0663	1.8	0.75 - 1.20
5DS-00026	50491	Ac-227	-0.0303 U	0.165	0.0514	0.217	1.00 - 5.00
5DS-00026	50491	Am-241	0.0047	0.0131	0.0039	0.0454	1.00 - 5.00
5DS-00026	50491	Bi-212	0.914	0.115	0.0802	2.15	1.00 - 5.00
5DS-00026	50491	Bi-214	0.897	0.0247	0.0424	1.59	1.00 - 5.00
5DS-00026	50491	Cd-113m	6.9 U	112	34.1	3030	1.00 - 5.00
5DS-00026	50491	Cm-243/244	0.0012 U	0.0164	0.0036	0.0443	1.00 - 5.00
5DS-00026	50491	Co-60	-0.0005 U	0.0163	0.0049	0.028	1.00 - 5.00
5DS-00026	50491	Cs-134	-0.0079 U	0.0128	0.0049	0.0864	1.00 - 5.00
5DS-00026	50491	Cs-137	0.0022 U	0.0156	0.0047	0.207	1.00 - 5.00
5DS-00026	50491	Eu-152	-0.0358 UJ	0.0385	0.0147	0.0566	1.00 - 5.00

Table A.2
Analytical Results Summary
Subarea 5D, Round 1

Sample Location	Sample ID	Analyte Name	Activity	MDC	TPU	RTL	Sample Depth (feet bgs)
5DS-00026	50491	Eu-154	-0.012 U	0.092	0.0274	0.15	1.00 - 5.00
5DS-00026	50491	Eu-155	0.078 JS	0.0593	0.0241	0.231	1.00 - 5.00
5DS-00026	50491	Ho-166m	0.0002 U	0.0235	0.0071	0.0432	1.00 - 5.00
5DS-00026	50491	K-40	22.7	0.119	1.29	32.4	1.00 - 5.00
5DS-00026	50491	Na-22	-0.0047 U	0.0195	0.0061	0.037	1.00 - 5.00
5DS-00026	50491	Nb-94	0.0035 U	0.0138	0.0042	0.0214	1.00 - 5.00
5DS-00026	50491	Np-236	-0.0092 U	0.0316	0.0096	0.047	1.00 - 5.00
5DS-00026	50491	Np-239	-0.029 U	0.11	0.0343	0.139	1.00 - 5.00
5DS-00026	50491	Pa-231	-0.259 U	0.677	0.22	0.936	1.00 - 5.00
5DS-00026	50491	Pb-212	1.35	0.0307	0.0809	2.69	1.00 - 5.00
5DS-00026	50491	Pb-214	0.925	0.0289	0.0451	1.7	1.00 - 5.00
5DS-00026	50491	Pu-238	-0.0027 UJ	0.0237	0.0046	0.0415	1.00 - 5.00
5DS-00026	50491	Pu-239/240	0.0074	0.0101	0.0053	0.0404	1.00 - 5.00
5DS-00026	50491	Pu-244	0	0.0101	0.0037	0.0313	1.00 - 5.00
5DS-00026	50491	Sb-125	0.0016 U	0.0401	0.0117	0.354	1.00 - 5.00
5DS-00026	50491	Sn-126	0.0032 U	0.0152	0.0046	0.0237	1.00 - 5.00
5DS-00026	50491	Sr-90	0.0051 U	0.14	0.0379	0.485	1.00 - 5.00
5DS-00026	50491	Th-228	1.37	0.131	0.132	3.98	1.00 - 5.00
5DS-00026	50491	Th-229	0.0599	0.0551	0.0239	0.145	1.00 - 5.00
5DS-00026	50491	Th-230	0.657	0.0804	0.0798	2.2	1.00 - 5.00
5DS-00026	50491	Th-232	0.982	0.0202	0.0992	3.1	1.00 - 5.00
5DS-00026	50491	Th-234	1.33 J	0.243	0.136	3.19	1.00 - 5.00
5DS-00026	50491	Tl-208	0.406	0.0155	0.0231	0.937	1.00 - 5.00
5DS-00026	50491	Tm-171	-0.0446 U	12.2	4.21	72.4	1.00 - 5.00
5DS-00026	50491	U-233/234	0.738	0.0612	0.0847	2.02	1.00 - 5.00
5DS-00026	50491	U-235/236	0.083	0.0204	0.0256	0.151	1.00 - 5.00
5DS-00026	50491	U-238	0.752	0.0389	0.085	1.8	1.00 - 5.00
5DS-00027	50492	Ac-227	-0.0689 U	0.202	0.0628	0.217	0.00 - 0.50
5DS-00027	50492	Am-241	-0.0018 U	0.0328	0.0071	0.0454	0.00 - 0.50
5DS-00027	50492	Bi-212	0.752 J	0.153	0.0862	2.15	0.00 - 0.50
5DS-00027	50492	Bi-214	0.806	0.0323	0.0404	1.59	0.00 - 0.50
5DS-00027	50492	Cd-113m	-24.7 U	137	41.4	3030	0.00 - 0.50
5DS-00027	50492	Cm-243/244	0.0065 U	0.0306	0.0081	0.0443	0.00 - 0.50
5DS-00027	50492	Co-60	0.0034 U	0.0203	0.0058	0.028	0.00 - 0.50

Table A.2
Analytical Results Summary
Subarea 5D, Round 1

Sample Location	Sample ID	Analyte Name	Activity	MDC	TPU	RTL	Sample Depth (feet bgs)
5DS-00027	50492	Cs-134	0.0094 JS	0.0176	0.0062	0.0864	0.00 - 0.50
5DS-00027	50492	Cs-137	0.0292	0.0192	0.0074	0.207	0.00 - 0.50
5DS-00027	50492	Eu-152	-0.0378 U	0.0501	0.0192	0.0566	0.00 - 0.50
5DS-00027	50492	Eu-154	0.0091 U	0.112	0.0328	0.15	0.00 - 0.50
5DS-00027	50492	Eu-155	0.0756 JS	0.0764	0.029	0.231	0.00 - 0.50
5DS-00027	50492	Ho-166m	-0.0121 U	0.027	0.0088	0.0432	0.00 - 0.50
5DS-00027	50492	K-40	20.3	0.146	1.29	32.4	0.00 - 0.50
5DS-00027	50492	Na-22	-0.0085 U	0.0242	0.0077	0.037	0.00 - 0.50
5DS-00027	50492	Nb-94	0.0118 J	0.017	0.0056	0.0214	0.00 - 0.50
5DS-00027	50492	Np-236	-0.01 U	0.0379	0.0119	0.047	0.00 - 0.50
5DS-00027	50492	Np-239	0.0258 U	0.136	0.0405	0.139	0.00 - 0.50
5DS-00027	50492	Pa-231	-0.0309 UJ	0.851	0.255	0.936	0.00 - 0.50
5DS-00027	50492	Pb-212	1.52	0.0386	0.093	2.69	0.00 - 0.50
5DS-00027	50492	Pb-214	0.956	0.0365	0.0481	1.7	0.00 - 0.50
5DS-00027	50492	Pu-238	0	0.0056	0.0021	0.0415	0.00 - 0.50
5DS-00027	50492	Pu-239/240	0.0032 U	0.0161	0.0041	0.0404	0.00 - 0.50
5DS-00027	50492	Pu-244	0.0038 U	0.0185	0.0048	0.0313	0.00 - 0.50
5DS-00027	50492	Sb-125	-0.0081 U	0.0497	0.0146	0.354	0.00 - 0.50
5DS-00027	50492	Sn-126	0.0002 U	0.0181	0.0054	0.0237	0.00 - 0.50
5DS-00027	50492	Sr-90	0.139 U	0.253	0.0795	0.485	0.00 - 0.50
5DS-00027	50492	Th-228	1.39	0.0893	0.124	3.98	0.00 - 0.50
5DS-00027	50492	Th-229	0.0594	0.0486	0.0221	0.145	0.00 - 0.50
5DS-00027	50492	Th-230	0.889	0.0791	0.0899	2.2	0.00 - 0.50
5DS-00027	50492	Th-232	1.12	0.0178	0.102	3.1	0.00 - 0.50
5DS-00027	50492	Th-234	1.46 J	0.305	0.181	3.19	0.00 - 0.50
5DS-00027	50492	Tl-208	0.464	0.0192	0.0274	0.937	0.00 - 0.50
5DS-00027	50492	Tm-171	-1.76 U	17.4	5.84	72.4	0.00 - 0.50
5DS-00027	50492	U-233/234	0.56	0.0356	0.0595	2.02	0.00 - 0.50
5DS-00027	50492	U-235/236	0.0486	0.0132	0.0157	0.151	0.00 - 0.50
5DS-00027	50492	U-238	0.627	0.0428	0.0645	1.8	0.00 - 0.50
5DS-00028	50494	Ac-227	0.0681 U	0.213	0.0665	0.217	0.00 - 0.50
5DS-00028	50494	Am-241	0.0224	0.0349	0.0115	0.0454	0.00 - 0.50
5DS-00028	50494	Bi-212	1.1	0.144	0.0874	2.15	0.00 - 0.50
5DS-00028	50494	Bi-214	0.731	0.0305	0.0383	1.59	0.00 - 0.50

Table A.2
Analytical Results Summary
Subarea 5D, Round 1

Sample Location	Sample ID	Analyte Name	Activity	MDC	TPU	RTL	Sample Depth (feet bgs)
5DS-00028	50494	Cd-113m	-21.6 U	140	44.8	3030	0.00 - 0.50
5DS-00028	50494	Cm-243/244	-0.0074 U	0.0311	0.0054	0.0443	0.00 - 0.50
5DS-00028	50494	Co-60	-0.005 U	0.0186	0.0057	0.028	0.00 - 0.50
5DS-00028	50494	Cs-134	-0.0047 U	0.016	0.0057	0.0864	0.00 - 0.50
5DS-00028	50494	Cs-137	0.186	0.0193	0.0132	0.207	0.00 - 0.50
5DS-00028	50494	Eu-152	-0.0255 U	0.0511	0.0186	0.0566	0.00 - 0.50
5DS-00028	50494	Eu-154	-0.0116 U	0.097	0.0285	0.15	0.00 - 0.50
5DS-00028	50494	Eu-155	0.0397 JS	0.0799	0.0254	0.231	0.00 - 0.50
5DS-00028	50494	Ho-166m	-0.0043 U	0.0261	0.008	0.0432	0.00 - 0.50
5DS-00028	50494	K-40	22.3	0.145	1.36	32.4	0.00 - 0.50
5DS-00028	50494	Na-22	0.0027 U	0.0223	0.0065	0.037	0.00 - 0.50
5DS-00028	50494	Nb-94	0.0066 U	0.0161	0.005	0.0214	0.00 - 0.50
5DS-00028	50494	Np-236	-0.0153 U	0.0405	0.0127	0.047	0.00 - 0.50
5DS-00028	50494	Np-239	-0.0243 U	0.141	0.0435	0.139	0.00 - 0.50
5DS-00028	50494	Pa-231	-0.229 UJ	0.88	0.278	0.936	0.00 - 0.50
5DS-00028	50494	Pb-212	1.76	0.0393	0.108	2.69	0.00 - 0.50
5DS-00028	50494	Pb-214	0.835	0.0359	0.0423	1.7	0.00 - 0.50
5DS-00028	50494	Pu-238	0.0142	0.0286	0.009	0.0415	0.00 - 0.50
5DS-00028	50494	Pu-239/240	0.0086	0.0167	0.0056	0.0404	0.00 - 0.50
5DS-00028	50494	Pu-244	0	0.0071	0.0026	0.0313	0.00 - 0.50
5DS-00028	50494	Sb-125	0.0131 U	0.0495	0.0147	0.354	0.00 - 0.50
5DS-00028	50494	Sn-126	-0.0042 U	0.0171	0.0053	0.0237	0.00 - 0.50
5DS-00028	50494	Sr-90	0.152	0.0991	0.0415	0.485	0.00 - 0.50
5DS-00028	50494	Th-228	1.35	0.105	0.122	3.98	0.00 - 0.50
5DS-00028	50494	Th-229	0.0395	0.0485	0.0187	0.145	0.00 - 0.50
5DS-00028	50494	Th-230	0.605	0.0484	0.0701	2.2	0.00 - 0.50
5DS-00028	50494	Th-232	1.19	0.0483	0.106	3.1	0.00 - 0.50
5DS-00028	50494	Th-234	1.19 J	0.318	0.155	3.19	0.00 - 0.50
5DS-00028	50494	Tl-208	0.516	0.0185	0.0293	0.937	0.00 - 0.50
5DS-00028	50494	Tm-171	3.8 U	17.1	5.77	72.4	0.00 - 0.50
5DS-00028	50494	U-233/234	0.607	0.0436	0.0635	2.02	0.00 - 0.50
5DS-00028	50494	U-235/236	0.105	0.0315	0.0244	0.151	0.00 - 0.50
5DS-00028	50494	U-238	0.568	0.0108	0.0599	1.8	0.00 - 0.50
5DS-00028	50495	Ac-227	-0.0775 U	0.204	0.064	0.217	1.00 - 2.83

Table A.2
Analytical Results Summary
Subarea 5D, Round 1

Sample Location	Sample ID	Analyte Name	Activity	MDC	TPU	RTL	Sample Depth (feet bgs)
5DS-00028	50495	Am-241	0.0034 U	0.017	0.0043	0.0454	1.00 - 2.83
5DS-00028	50495	Bi-212	0.743 J	0.148	0.0835	2.15	1.00 - 2.83
5DS-00028	50495	Bi-214	0.703	0.0335	0.0366	1.59	1.00 - 2.83
5DS-00028	50495	Cd-113m	9.83 U	135	41.1	3030	1.00 - 2.83
5DS-00028	50495	Cm-243/244	0.0003 U	0.0218	0.0049	0.0443	1.00 - 2.83
5DS-00028	50495	Co-60	-0.0005 U	0.0203	0.006	0.028	1.00 - 2.83
5DS-00028	50495	Cs-134	-0.0027 U	0.0169	0.0058	0.0864	1.00 - 2.83
5DS-00028	50495	Cs-137	0.0133	0.0196	0.0054	0.207	1.00 - 2.83
5DS-00028	50495	Eu-152	-0.0174 U	0.0514	0.0176	0.0566	1.00 - 2.83
5DS-00028	50495	Eu-154	-0.0453 U	0.11	0.0345	0.15	1.00 - 2.83
5DS-00028	50495	Eu-155	0.034 U	0.0757	0.0242	0.231	1.00 - 2.83
5DS-00028	50495	Ho-166m	0.0025 U	0.0298	0.0088	0.0432	1.00 - 2.83
5DS-00028	50495	K-40	18.8	0.165	1.17	32.4	1.00 - 2.83
5DS-00028	50495	Na-22	-0.0013 U	0.0244	0.0072	0.037	1.00 - 2.83
5DS-00028	50495	Nb-94	0.0043 U	0.017	0.005	0.0214	1.00 - 2.83
5DS-00028	50495	Np-236	-0.0196 U	0.0391	0.0131	0.047	1.00 - 2.83
5DS-00028	50495	Np-239	-0.0158 U	0.138	0.0411	0.139	1.00 - 2.83
5DS-00028	50495	Pa-231	0.156 U	0.877	0.282	0.936	1.00 - 2.83
5DS-00028	50495	Pb-212	1.25	0.0369	0.0818	2.69	1.00 - 2.83
5DS-00028	50495	Pb-214	0.705	0.0369	0.039	1.7	1.00 - 2.83
5DS-00028	50495	Pu-238	0.0146 UJ	0.0458	0.0132	0.0415	1.00 - 2.83
5DS-00028	50495	Pu-239/240	-0.0006 UJ	0.0334	0.007	0.0404	1.00 - 2.83
5DS-00028	50495	Pu-244	0	0.01	0.0037	0.0313	1.00 - 2.83
5DS-00028	50495	Sb-125	0.0031 U	0.049	0.0148	0.354	1.00 - 2.83
5DS-00028	50495	Sn-126	0.0033 U	0.0196	0.0058	0.0237	1.00 - 2.83
5DS-00028	50495	Sr-90	-0.0901 U	0.333	0.0865	0.485	1.00 - 2.83
5DS-00028	50495	Th-228	1.03	0.102	0.104	3.98	1.00 - 2.83
5DS-00028	50495	Th-229	0.0538	0.0624	0.0234	0.145	1.00 - 2.83
5DS-00028	50495	Th-230	0.724	0.0182	0.0785	2.2	1.00 - 2.83
5DS-00028	50495	Th-232	0.99	0.0877	0.0974	3.1	1.00 - 2.83
5DS-00028	50495	Th-234	1.19 J	0.403	0.326	3.19	1.00 - 2.83
5DS-00028	50495	Tl-208	0.38	0.0193	0.0229	0.937	1.00 - 2.83
5DS-00028	50495	Tm-171	-1.6 U	17.9	5.41	72.4	1.00 - 2.83
5DS-00028	50495	U-233/234	0.674	0.0439	0.0765	2.02	1.00 - 2.83

Table A.2
Analytical Results Summary
Subarea 5D, Round 1

Sample Location	Sample ID	Analyte Name	Activity	MDC	TPU	RTL	Sample Depth (feet bgs)
5DS-00028	50495	U-235/236	0.0688	0.0187	0.0222	0.151	1.00 - 2.83
5DS-00028	50495	U-238	0.69	0.0151	0.0772	1.8	1.00 - 2.83
5DS-00029	50496	Ac-227	0.0259 U	0.132	0.0392	0.217	0.00 - 0.50
5DS-00029	50496	Am-241	-0.0017 U	0.0316	0.0069	0.0454	0.00 - 0.50
5DS-00029	50496	Bi-212	0.891	0.098	0.0667	2.15	0.00 - 0.50
5DS-00029	50496	Bi-214	0.848	0.0208	0.0389	1.59	0.00 - 0.50
5DS-00029	50496	Cd-113m	10.7 U	89	26.2	3030	0.00 - 0.50
5DS-00029	50496	Cm-243/244	-0.0018 U	0.032	0.0069	0.0443	0.00 - 0.50
5DS-00029	50496	Co-60	0.0068 J	0.0131	0.004	0.028	0.00 - 0.50
5DS-00029	50496	Cs-134	0.0027 U	0.0109	0.0038	0.0864	0.00 - 0.50
5DS-00029	50496	Cs-137	0.0361	0.0126	0.0059	0.207	0.00 - 0.50
5DS-00029	50496	Eu-152	-0.0148 U	0.0331	0.0106	0.0566	0.00 - 0.50
5DS-00029	50496	Eu-154	-0.0224 UJ	0.0663	0.0239	0.15	0.00 - 0.50
5DS-00029	50496	Eu-155	0.0522 SJ	0.0462	0.0177	0.231	0.00 - 0.50
5DS-00029	50496	Ho-166m	-0.0029 U	0.0181	0.0054	0.0432	0.00 - 0.50
5DS-00029	50496	K-40	19.8	0.0861	1.11	32.4	0.00 - 0.50
5DS-00029	50496	Na-22	-0.0049 U	0.0151	0.0053	0.037	0.00 - 0.50
5DS-00029	50496	Nb-94	0.0039 U	0.0108	0.0032	0.0214	0.00 - 0.50
5DS-00029	50496	Np-236	-0.023 SUJ	0.0246	0.0094	0.047	0.00 - 0.50
5DS-00029	50496	Np-239	-0.0129 U	0.089	0.0263	0.139	0.00 - 0.50
5DS-00029	50496	Pa-231	0.488 J	0.544	0.266	0.936	0.00 - 0.50
5DS-00029	50496	Pb-212	1.45	0.0243	0.0862	2.69	0.00 - 0.50
5DS-00029	50496	Pb-214	0.924	0.0234	0.0439	1.7	0.00 - 0.50
5DS-00029	50496	Pu-238	-0.0004 U	0.0224	0.0047	0.0415	0.00 - 0.50
5DS-00029	50496	Pu-239/240	-0.0004 U	0.0223	0.0047	0.0404	0.00 - 0.50
5DS-00029	50496	Pu-244	-0.004 U	0.0269	0.0053	0.0313	0.00 - 0.50
5DS-00029	50496	Sb-125	0.0091 U	0.032	0.0097	0.354	0.00 - 0.50
5DS-00029	50496	Sn-126	-0.0018 U	0.0115	0.0034	0.0237	0.00 - 0.50
5DS-00029	50496	Sr-90	0.205	0.155	0.0609	0.485	0.00 - 0.50
5DS-00029	50496	Th-228	1.5 J	0.207	0.158	3.98	0.00 - 0.50
5DS-00029	50496	Th-229	0.0225 U	0.192	0.0532	0.145	0.00 - 0.50
5DS-00029	50496	Th-230	0.853	0.223	0.116	2.2	0.00 - 0.50
5DS-00029	50496	Th-232	1.1	0.0233	0.116	3.1	0.00 - 0.50
5DS-00029	50496	Th-234	1.45	0.185	0.124	3.19	0.00 - 0.50

Table A.2
Analytical Results Summary
Subarea 5D, Round 1

Sample Location	Sample ID	Analyte Name	Activity	MDC	TPU	RTL	Sample Depth (feet bgs)
5DS-00029	50496	Tl-208	0.456	0.0122	0.0249	0.937	0.00 - 0.50
5DS-00029	50496	Tm-171	-7.64 UJ	8.02	3.3	72.4	0.00 - 0.50
5DS-00029	50496	U-233/234	0.86	0.0508	0.0907	2.02	0.00 - 0.50
5DS-00029	50496	U-235/236	0.0851	0.0442	0.0261	0.151	0.00 - 0.50
5DS-00029	50496	U-238	0.834	0.0655	0.0895	1.8	0.00 - 0.50
5DS-00029	50497	Ac-227	-0.0322 U	0.183	0.0567	0.217	1.00 - 4.50
5DS-00029	50497	Am-241	-0.0017 U	0.015	0.0029	0.0454	1.00 - 4.50
5DS-00029	50497	Bi-212	0.942	0.133	0.0874	2.15	1.00 - 4.50
5DS-00029	50497	Bi-214	0.949	0.0306	0.0457	1.59	1.00 - 4.50
5DS-00029	50497	Cd-113m	4.08 U	125	38.2	3030	1.00 - 4.50
5DS-00029	50497	Cm-243/244	-0.0123 U	0.0338	0.0063	0.0443	1.00 - 4.50
5DS-00029	50497	Co-60	-0.0018 U	0.0178	0.0054	0.028	1.00 - 4.50
5DS-00029	50497	Cs-134	0.0061 U	0.0159	0.0054	0.0864	1.00 - 4.50
5DS-00029	50497	Cs-137	0.0151	0.0182	0.0084	0.207	1.00 - 4.50
5DS-00029	50497	Eu-152	0.0081 U	0.0456	0.0141	0.0566	1.00 - 4.50
5DS-00029	50497	Eu-154	-0.11 UJ	0.0976	0.0405	0.15	1.00 - 4.50
5DS-00029	50497	Eu-155	0.11 JS	0.0639	0.0296	0.231	1.00 - 4.50
5DS-00029	50497	Ho-166m	-0.0065 U	0.0262	0.0082	0.0432	1.00 - 4.50
5DS-00029	50497	K-40	21.1	0.141	1.21	32.4	1.00 - 4.50
5DS-00029	50497	Na-22	-0.0027 U	0.0217	0.007	0.037	1.00 - 4.50
5DS-00029	50497	Nb-94	0.0045 U	0.016	0.0049	0.0214	1.00 - 4.50
5DS-00029	50497	Np-236	-0.0198 U	0.0341	0.0112	0.047	1.00 - 4.50
5DS-00029	50497	Np-239	0.0224 U	0.129	0.0394	0.139	1.00 - 4.50
5DS-00029	50497	Pa-231	-0.488 U	0.761	0.267	0.936	1.00 - 4.50
5DS-00029	50497	Pb-212	1.48	0.0328	0.089	2.69	1.00 - 4.50
5DS-00029	50497	Pb-214	1.03	0.0322	0.0504	1.7	1.00 - 4.50
5DS-00029	50497	Pu-238	0.0031 U	0.0275	0.0068	0.0415	1.00 - 4.50
5DS-00029	50497	Pu-239/240	-0.0004 U	0.0248	0.0052	0.0404	1.00 - 4.50
5DS-00029	50497	Pu-244	-0.002 U	0.0175	0.0034	0.0313	1.00 - 4.50
5DS-00029	50497	Sb-125	-0.0154 U	0.0427	0.0132	0.354	1.00 - 4.50
5DS-00029	50497	Sn-126	-0.0004 U	0.0173	0.0052	0.0237	1.00 - 4.50
5DS-00029	50497	Sr-90	-0.0006 U	0.359	0.0992	0.485	1.00 - 4.50
5DS-00029	50497	Th-228	1.25	0.141	0.127	3.98	1.00 - 4.50
5DS-00029	50497	Th-229	0.0392	0.0577	0.0208	0.145	1.00 - 4.50

Table A.2
Analytical Results Summary
Subarea 5D, Round 1

Sample Location	Sample ID	Analyte Name	Activity	MDC	TPU	RTL	Sample Depth (feet bgs)
5DS-00029	50497	Th-230	0.868	0.0576	0.0947	2.2	1.00 - 4.50
5DS-00029	50497	Th-232	1.01	0.0725	0.105	3.1	1.00 - 4.50
5DS-00029	50497	Th-234	1.63 J	0.282	0.165	3.19	1.00 - 4.50
5DS-00029	50497	Tl-208	0.44	0.0173	0.0262	0.937	1.00 - 4.50
5DS-00029	50497	Tm-171	1.1 U	13.4	4.61	72.4	1.00 - 4.50
5DS-00029	50497	U-233/234	0.752	0.0427	0.0815	2.02	1.00 - 4.50
5DS-00029	50497	U-235/236	0.0535	0.0181	0.0192	0.151	1.00 - 4.50
5DS-00029	50497	U-238	0.802	0.0345	0.0849	1.8	1.00 - 4.50
5DS-00030	50498	Ac-227	0.0538 U	0.183	0.0568	0.217	0.00 - 0.50
5DS-00030	50498	Am-241	0.0026	0.007	0.0026	0.0454	0.00 - 0.50
5DS-00030	50498	Bi-212	1.02 J	0.268	0.265	2.15	0.00 - 0.50
5DS-00030	50498	Bi-214	1.11	0.0354	0.0546	1.59	0.00 - 0.50
5DS-00030	50498	Cd-113m	32.1 U	122	39.4	3030	0.00 - 0.50
5DS-00030	50498	Cm-243/244	0.0007 U	0.0167	0.0032	0.0443	0.00 - 0.50
5DS-00030	50498	Co-60	-0.005 U	0.021	0.0063	0.028	0.00 - 0.50
5DS-00030	50498	Cs-134	0.0038 U	0.0187	0.0064	0.0864	0.00 - 0.50
5DS-00030	50498	Cs-137	0.0295	0.0203	0.0094	0.207	0.00 - 0.50
5DS-00030	50498	Eu-152	0.0009 U	0.0468	0.0153	0.0566	0.00 - 0.50
5DS-00030	50498	Eu-154	-0.0611 UJ	0.118	0.0392	0.15	0.00 - 0.50
5DS-00030	50498	Eu-155	0.0396 SJ	0.0582	0.019	0.231	0.00 - 0.50
5DS-00030	50498	Ho-166m	0.0124 U	0.0319	0.0095	0.0432	0.00 - 0.50
5DS-00030	50498	K-40	20.8	0.145	1.13	32.4	0.00 - 0.50
5DS-00030	50498	Na-22	-0.0175 UJ	0.024	0.0084	0.037	0.00 - 0.50
5DS-00030	50498	Nb-94	0.0037 U	0.018	0.0052	0.0214	0.00 - 0.50
5DS-00030	50498	Np-236	-0.0082 U	0.0302	0.009	0.047	0.00 - 0.50
5DS-00030	50498	Np-239	0.0054 U	0.123	0.0373	0.139	0.00 - 0.50
5DS-00030	50498	Pa-231	-0.14 U	0.789	0.26	0.936	0.00 - 0.50
5DS-00030	50498	Pb-212	1.58	0.033	0.0891	2.69	0.00 - 0.50
5DS-00030	50498	Pb-214	1.17	0.0334	0.0559	1.7	0.00 - 0.50
5DS-00030	50498	Pu-238	0	0.0075	0.0028	0.0415	0.00 - 0.50
5DS-00030	50498	Pu-239/240	0.0079 U	0.0251	0.0071	0.0404	0.00 - 0.50
5DS-00030	50498	Pu-244	-0.0032 U	0.0251	0.0044	0.0313	0.00 - 0.50
5DS-00030	50498	Sb-125	0.0141 U	0.0513	0.0152	0.354	0.00 - 0.50
5DS-00030	50498	Sn-126	-0.0056 U	0.0201	0.006	0.0237	0.00 - 0.50

Table A.2
Analytical Results Summary
Subarea 5D, Round 1

Sample Location	Sample ID	Analyte Name	Activity	MDC	TPU	RTL	Sample Depth (feet bgs)
5DS-00030	50498	Sr-90	0.0065 U	0.297	0.0791	0.485	0.00 - 0.50
5DS-00030	50498	Th-228	1.46 J	0.212	0.157	3.98	0.00 - 0.50
5DS-00030	50498	Th-229	-0.0363 U	0.151	0.034	0.145	0.00 - 0.50
5DS-00030	50498	Th-230	0.924	0.0842	0.106	2.2	0.00 - 0.50
5DS-00030	50498	Th-232	1.02	0.109	0.114	3.1	0.00 - 0.50
5DS-00030	50498	Th-234	1.13 J	0.236	0.132	3.19	0.00 - 0.50
5DS-00030	50498	Tl-208	0.498	0.0197	0.0312	0.937	0.00 - 0.50
5DS-00030	50498	Tm-171	0.549 U	7.37	2.5	72.4	0.00 - 0.50
5DS-00030	50498	U-233/234	0.847	0.0542	0.0803	2.02	0.00 - 0.50
5DS-00030	50498	U-235/236	0.065	0.0312	0.0191	0.151	0.00 - 0.50
5DS-00030	50498	U-238	0.957	0.0358	0.0871	1.8	0.00 - 0.50
5DS-00031	50499	Ac-227	-0.0906 U	0.179	0.0571	0.217	0.00 - 0.50
5DS-00031	50499	Am-241	0.0058	0.0052	0.0033	0.0454	0.00 - 0.50
5DS-00031	50499	Bi-212	0.91	0.133	0.085	2.15	0.00 - 0.50
5DS-00031	50499	Bi-214	0.964	0.0291	0.0461	1.59	0.00 - 0.50
5DS-00031	50499	Cd-113m	41.9 U	124	37	3030	0.00 - 0.50
5DS-00031	50499	Cm-243/244	0.0058	0.0053	0.0034	0.0443	0.00 - 0.50
5DS-00031	50499	Co-60	0.0004 U	0.0171	0.005	0.028	0.00 - 0.50
5DS-00031	50499	Cs-134	0.0016 U	0.0152	0.0052	0.0864	0.00 - 0.50
5DS-00031	50499	Cs-137	0.14	0.0165	0.0104	0.207	0.00 - 0.50
5DS-00031	50499	Eu-152	-0.0238 U	0.0431	0.0158	0.0566	0.00 - 0.50
5DS-00031	50499	Eu-154	-0.0057 UJ	0.0903	0.0306	0.15	0.00 - 0.50
5DS-00031	50499	Eu-155	0.0535 SJ	0.0654	0.0231	0.231	0.00 - 0.50
5DS-00031	50499	Ho-166m	-0.0047 U	0.0247	0.0077	0.0432	0.00 - 0.50
5DS-00031	50499	K-40	20	0.123	1.13	32.4	0.00 - 0.50
5DS-00031	50499	Na-22	0.0047 U	0.021	0.0062	0.037	0.00 - 0.50
5DS-00031	50499	Nb-94	0.0071 U	0.0149	0.0047	0.0214	0.00 - 0.50
5DS-00031	50499	Np-236	-0.0075 U	0.0335	0.0103	0.047	0.00 - 0.50
5DS-00031	50499	Np-239	-0.0016 U	0.121	0.0376	0.139	0.00 - 0.50
5DS-00031	50499	Pa-231	-0.0338 U	0.746	0.218	0.936	0.00 - 0.50
5DS-00031	50499	Pb-212	1.62	0.0332	0.0953	2.69	0.00 - 0.50
5DS-00031	50499	Pb-214	1.06	0.0307	0.0506	1.7	0.00 - 0.50
5DS-00031	50499	Pu-238	-0.0068 U	0.0284	0.005	0.0415	0.00 - 0.50
5DS-00031	50499	Pu-239/240	0.0071	0.02	0.0059	0.0404	0.00 - 0.50

Table A.2
Analytical Results Summary
Subarea 5D, Round 1

Sample Location	Sample ID	Analyte Name	Activity	MDC	TPU	RTL	Sample Depth (feet bgs)
5DS-00031	50499	Pu-244	0.0103	0.02	0.0067	0.0313	0.00 - 0.50
5DS-00031	50499	Sb-125	0.0034 U	0.0446	0.0132	0.354	0.00 - 0.50
5DS-00031	50499	Sn-126	-0.0014 U	0.0162	0.0049	0.0237	0.00 - 0.50
5DS-00031	50499	Sr-90	-0.0492 U	0.222	0.0537	0.485	0.00 - 0.50
5DS-00031	50499	Th-228	1.46	0.182	0.15	3.98	0.00 - 0.50
5DS-00031	50499	Th-229	0.0086 U	0.0799	0.0192	0.145	0.00 - 0.50
5DS-00031	50499	Th-230	0.901	0.0924	0.103	2.2	0.00 - 0.50
5DS-00031	50499	Th-232	1.21	0.103	0.123	3.1	0.00 - 0.50
5DS-00031	50499	Th-234	1.58	0.262	0.151	3.19	0.00 - 0.50
5DS-00031	50499	Tl-208	0.497	0.0167	0.0282	0.937	0.00 - 0.50
5DS-00031	50499	Tm-171	-0.257 U	12.5	4.14	72.4	0.00 - 0.50
5DS-00031	50499	U-233/234	0.952	0.0448	0.0902	2.02	0.00 - 0.50
5DS-00031	50499	U-235/236	0.0608	0.015	0.0187	0.151	0.00 - 0.50
5DS-00031	50499	U-238	0.988	0.0448	0.0927	1.8	0.00 - 0.50
5DS-00031	50500	Ac-227	-0.0521 U	0.19	0.058	0.217	1.00 - 5.00
5DS-00031	50500	Am-241	0.0072 U	0.023	0.0065	0.0454	1.00 - 5.00
5DS-00031	50500	Bi-212	0.813	0.128	0.0702	2.15	1.00 - 5.00
5DS-00031	50500	Bi-214	0.802	0.0282	0.0394	1.59	1.00 - 5.00
5DS-00031	50500	Cd-113m	-24.7 U	127	41.3	3030	1.00 - 5.00
5DS-00031	50500	Cm-243/244	-0.0026 U	0.0303	0.0071	0.0443	1.00 - 5.00
5DS-00031	50500	Co-60	-0.0023 U	0.0166	0.0049	0.028	1.00 - 5.00
5DS-00031	50500	Cs-134	0.0032 U	0.0145	0.0048	0.0864	1.00 - 5.00
5DS-00031	50500	Cs-137	-0.0076 U	0.0167	0.0053	0.207	1.00 - 5.00
5DS-00031	50500	Eu-152	0.0093 U	0.0478	0.0163	0.0566	1.00 - 5.00
5DS-00031	50500	Eu-154	0.0026 U	0.0898	0.0311	0.15	1.00 - 5.00
5DS-00031	50500	Eu-155	0.0909 JS	0.0688	0.0283	0.231	1.00 - 5.00
5DS-00031	50500	Ho-166m	0.0003 U	0.0252	0.0074	0.0432	1.00 - 5.00
5DS-00031	50500	K-40	18	0.142	1.05	32.4	1.00 - 5.00
5DS-00031	50500	Na-22	-0.0088 U	0.0192	0.0062	0.037	1.00 - 5.00
5DS-00031	50500	Nb-94	0.0034 U	0.0147	0.0043	0.0214	1.00 - 5.00
5DS-00031	50500	Np-236	-0.0117 U	0.0368	0.0117	0.047	1.00 - 5.00
5DS-00031	50500	Np-239	0.0151 U	0.129	0.0381	0.139	1.00 - 5.00
5DS-00031	50500	Pa-231	0.131 U	0.804	0.257	0.936	1.00 - 5.00
5DS-00031	50500	Pb-212	1.48	0.0332	0.0987	2.69	1.00 - 5.00

Table A.2
Analytical Results Summary
Subarea 5D, Round 1

Sample Location	Sample ID	Analyte Name	Activity	MDC	TPU	RTL	Sample Depth (feet bgs)
5DS-00031	50500	Pb-214	0.94	0.0344	0.0476	1.7	1.00 - 5.00
5DS-00031	50500	Pu-238	-0.003 U	0.0166	0.003	0.0415	1.00 - 5.00
5DS-00031	50500	Pu-239/240	0.0096	0.0165	0.0056	0.0404	1.00 - 5.00
5DS-00031	50500	Pu-244	0.0221 J	0.0165	0.0076	0.0313	1.00 - 5.00
5DS-00031	50500	Sb-125	0.0176 U	0.044	0.0137	0.354	1.00 - 5.00
5DS-00031	50500	Sn-126	-0.0035 U	0.0163	0.0049	0.0237	1.00 - 5.00
5DS-00031	50500	Sr-90	-0.0526 U	0.215	0.0518	0.485	1.00 - 5.00
5DS-00031	50500	Th-228	1.55	0.0983	0.139	3.98	1.00 - 5.00
5DS-00031	50500	Th-229	0.084	0.0562	0.0279	0.145	1.00 - 5.00
5DS-00031	50500	Th-230	1.26	0.0915	0.119	2.2	1.00 - 5.00
5DS-00031	50500	Th-232	1.25	0.0206	0.116	3.1	1.00 - 5.00
5DS-00031	50500	Th-234	1.61 J	0.298	0.175	3.19	1.00 - 5.00
5DS-00031	50500	Tl-208	0.433	0.016	0.0249	0.937	1.00 - 5.00
5DS-00031	50500	Tm-171	-13.4 UJ	15.9	6.36	72.4	1.00 - 5.00
5DS-00031	50500	U-233/234	0.895	0.0515	0.0938	2.02	1.00 - 5.00
5DS-00031	50500	U-235/236	0.0492	0.0191	0.0189	0.151	1.00 - 5.00
5DS-00031	50500	U-238	0.969	0.062	0.0996	1.8	1.00 - 5.00
5DS-00032	50501	Ac-227	0.0015 U	0.204	0.0624	0.217	0.00 - 0.50
5DS-00032	50501	Am-241	-0.0024 U	0.0183	0.0032	0.0454	0.00 - 0.50
5DS-00032	50501	Bi-212	0.857	0.138	0.0836	2.15	0.00 - 0.50
5DS-00032	50501	Bi-214	1.07	0.031	0.0495	1.59	0.00 - 0.50
5DS-00032	50501	Cd-113m	-57.8 U	135	45.7	3030	0.00 - 0.50
5DS-00032	50501	Cm-243/244	0.0017 U	0.0186	0.0044	0.0443	0.00 - 0.50
5DS-00032	50501	Co-60	0.0019 U	0.0182	0.0053	0.028	0.00 - 0.50
5DS-00032	50501	Cs-134	-0.0014 U	0.0162	0.0056	0.0864	0.00 - 0.50
5DS-00032	50501	Cs-137	0.0496	0.017	0.0072	0.207	0.00 - 0.50
5DS-00032	50501	Eu-152	-0.0222 U	0.0476	0.0181	0.0566	0.00 - 0.50
5DS-00032	50501	Eu-154	-0.0363 UJ	0.096	0.0299	0.15	0.00 - 0.50
5DS-00032	50501	Eu-155	0.0645 SJ	0.075	0.0278	0.231	0.00 - 0.50
5DS-00032	50501	Ho-166m	0.0028 U	0.0255	0.0076	0.0432	0.00 - 0.50
5DS-00032	50501	K-40	20.2	0.142	1.23	32.4	0.00 - 0.50
5DS-00032	50501	Na-22	0.0042 U	0.0214	0.0063	0.037	0.00 - 0.50
5DS-00032	50501	Nb-94	0.0038 U	0.0149	0.0045	0.0214	0.00 - 0.50
5DS-00032	50501	Np-236	-0.0116 U	0.0395	0.0131	0.047	0.00 - 0.50

Table A.2
Analytical Results Summary
Subarea 5D, Round 1

Sample Location	Sample ID	Analyte Name	Activity	MDC	TPU	RTL	Sample Depth (feet bgs)
5DS-00032	50501	Np-239	-0.0686 U	0.135	0.0448	0.139	0.00 - 0.50
5DS-00032	50501	Pa-231	-0.138 U	0.844	0.272	0.936	0.00 - 0.50
5DS-00032	50501	Pb-212	1.53	0.0374	0.0938	2.69	0.00 - 0.50
5DS-00032	50501	Pb-214	1.2	0.0347	0.0569	1.7	0.00 - 0.50
5DS-00032	50501	Pu-238	-0.0014 U	0.0242	0.0044	0.0415	0.00 - 0.50
5DS-00032	50501	Pu-239/240	0.0109	0.0241	0.0075	0.0404	0.00 - 0.50
5DS-00032	50501	Pu-244	0.0031	0.0083	0.0031	0.0313	0.00 - 0.50
5DS-00032	50501	Sb-125	0.0217 U	0.049	0.015	0.354	0.00 - 0.50
5DS-00032	50501	Sn-126	0.0011 U	0.0169	0.005	0.0237	0.00 - 0.50
5DS-00032	50501	Sr-90	-0.0079 U	0.196	0.0499	0.485	0.00 - 0.50
5DS-00032	50501	Th-228	1.39 J	0.208	0.158	3.98	0.00 - 0.50
5DS-00032	50501	Th-229	0.0884	0.0266	0.0299	0.145	0.00 - 0.50
5DS-00032	50501	Th-230	0.823	0.091	0.104	2.2	0.00 - 0.50
5DS-00032	50501	Th-232	1.16	0.0719	0.127	3.1	0.00 - 0.50
5DS-00032	50501	Th-234	1.54 J	0.328	0.166	3.19	0.00 - 0.50
5DS-00032	50501	Tl-208	0.429	0.0179	0.0245	0.937	0.00 - 0.50
5DS-00032	50501	Tm-171	-6.91 U	16.6	5.85	72.4	0.00 - 0.50
5DS-00032	50501	U-233/234	0.824	0.046	0.0783	2.02	0.00 - 0.50
5DS-00032	50501	U-235/236	0.0341	0.0132	0.0131	0.151	0.00 - 0.50
5DS-00032	50501	U-238	0.812	0.0251	0.0769	1.8	0.00 - 0.50
5DS-00033	50502	Ac-227	-0.0542 U	0.201	0.0616	0.217	0.00 - 0.50
5DS-00033	50502	Am-241	-0.0003 U	0.0183	0.0038	0.0454	0.00 - 0.50
5DS-00033	50502	Bi-212	0.934	0.148	0.0878	2.15	0.00 - 0.50
5DS-00033	50502	Bi-214	0.863	0.0327	0.0453	1.59	0.00 - 0.50
5DS-00033	50502	Cd-113m	-72.9 U	132	43.8	3030	0.00 - 0.50
5DS-00033	50502	Cm-243/244	0.0002 U	0.0205	0.0046	0.0443	0.00 - 0.50
5DS-00033	50502	Co-60	-0.0012 U	0.0199	0.0057	0.028	0.00 - 0.50
5DS-00033	50502	Cs-134	0.0082 U	0.018	0.0062	0.0864	0.00 - 0.50
5DS-00033	50502	Cs-137	0.0003 U	0.0195	0.0058	0.207	0.00 - 0.50
5DS-00033	50502	Eu-152	-0.0314 U	0.0493	0.0191	0.0566	0.00 - 0.50
5DS-00033	50502	Eu-154	-0.0014 UJ	0.106	0.031	0.15	0.00 - 0.50
5DS-00033	50502	Eu-155	0.0517 SJ	0.0752	0.0256	0.231	0.00 - 0.50
5DS-00033	50502	Ho-166m	-0.0065 U	0.0287	0.0088	0.0432	0.00 - 0.50
5DS-00033	50502	K-40	17.5	0.154	1.11	32.4	0.00 - 0.50

Table A.2
Analytical Results Summary
Subarea 5D, Round 1

Sample Location	Sample ID	Analyte Name	Activity	MDC	TPU	RTL	Sample Depth (feet bgs)
5DS-00033	50502	Na-22	0.0115 J	0.0238	0.0073	0.037	0.00 - 0.50
5DS-00033	50502	Nb-94	-0.0028 U	0.0166	0.0051	0.0214	0.00 - 0.50
5DS-00033	50502	Np-236	-0.0132 U	0.0383	0.0122	0.047	0.00 - 0.50
5DS-00033	50502	Np-239	0.0255 U	0.136	0.0404	0.139	0.00 - 0.50
5DS-00033	50502	Pa-231	-0.0083 U	0.83	0.257	0.936	0.00 - 0.50
5DS-00033	50502	Pb-212	1.54	0.0381	0.0942	2.69	0.00 - 0.50
5DS-00033	50502	Pb-214	0.976	0.0349	0.0485	1.7	0.00 - 0.50
5DS-00033	50502	Pu-238	-0.0035 U	0.0241	0.0047	0.0415	0.00 - 0.50
5DS-00033	50502	Pu-239/240	0.0056 U	0.0174	0.005	0.0404	0.00 - 0.50
5DS-00033	50502	Pu-244	0.0066	0.006	0.0038	0.0313	0.00 - 0.50
5DS-00033	50502	Sb-125	0.0044 U	0.0481	0.0139	0.354	0.00 - 0.50
5DS-00033	50502	Sn-126	-0.0001 U	0.0183	0.0055	0.0237	0.00 - 0.50
5DS-00033	50502	Sr-90	0.0605 U	0.224	0.0644	0.485	0.00 - 0.50
5DS-00033	50502	Th-228	1.36	0.172	0.144	3.98	0.00 - 0.50
5DS-00033	50502	Th-229	0.04 U	0.115	0.0335	0.145	0.00 - 0.50
5DS-00033	50502	Th-230	0.669	0.152	0.0928	2.2	0.00 - 0.50
5DS-00033	50502	Th-232	1.06	0.0756	0.113	3.1	0.00 - 0.50
5DS-00033	50502	Th-234	1.68 J	0.312	0.185	3.19	0.00 - 0.50
5DS-00033	50502	Tl-208	0.468	0.0195	0.0275	0.937	0.00 - 0.50
5DS-00033	50502	Tm-171	-12.5 U	17	6.53	72.4	0.00 - 0.50
5DS-00033	50502	U-233/234	0.743	0.0597	0.0844	2.02	0.00 - 0.50
5DS-00033	50502	U-235/236	0.0168	0.0469	0.0139	0.151	0.00 - 0.50
5DS-00033	50502	U-238	0.869	0.0161	0.0928	1.8	0.00 - 0.50
5DS-00033	50503	Ac-227	-0.112 U	0.208	0.068	0.217	1.00 - 3.00
5DS-00033	50503	Am-241	-0.0038 U	0.0209	0.0038	0.0454	1.00 - 3.00
5DS-00033	50503	Bi-212	0.856 J	0.159	0.102	2.15	1.00 - 3.00
5DS-00033	50503	Bi-214	0.929	0.0328	0.0458	1.59	1.00 - 3.00
5DS-00033	50503	Cd-113m	-12.9 U	140	43	3030	1.00 - 3.00
5DS-00033	50503	Cm-243/244	0.0027	0.0073	0.0027	0.0443	1.00 - 3.00
5DS-00033	50503	Co-60	-0.0069 U	0.0211	0.0066	0.028	1.00 - 3.00
5DS-00033	50503	Cs-134	-0.0007 U	0.0174	0.0059	0.0864	1.00 - 3.00
5DS-00033	50503	Cs-137	-0.0019 U	0.0183	0.0063	0.207	1.00 - 3.00
5DS-00033	50503	Eu-152	-0.0097 U	0.0517	0.0163	0.0566	1.00 - 3.00
5DS-00033	50503	Eu-154	0.0476 U	0.108	0.0363	0.15	1.00 - 3.00

Table A.2
Analytical Results Summary
Subarea 5D, Round 1

Sample Location	Sample ID	Analyte Name	Activity	MDC	TPU	RTL	Sample Depth (feet bgs)
5DS-00033	50503	Eu-155	0.111 JS	0.0733	0.0334	0.231	1.00 - 3.00
5DS-00033	50503	Ho-166m	0.0114 U	0.032	0.0096	0.0432	1.00 - 3.00
5DS-00033	50503	K-40	17	0.152	1.03	32.4	1.00 - 3.00
5DS-00033	50503	Na-22	0.0055 U	0.0237	0.0069	0.037	1.00 - 3.00
5DS-00033	50503	Nb-94	-0.0055 U	0.017	0.0053	0.0214	1.00 - 3.00
5DS-00033	50503	Np-236	0.005 U	0.0397	0.0121	0.047	1.00 - 3.00
5DS-00033	50503	Np-239	-0.0463 U	0.135	0.0414	0.139	1.00 - 3.00
5DS-00033	50503	Pa-231	-0.197 U	0.855	0.269	0.936	1.00 - 3.00
5DS-00033	50503	Pb-212	1.49	0.0364	0.1	2.69	1.00 - 3.00
5DS-00033	50503	Pb-214	1.01	0.0364	0.0543	1.7	1.00 - 3.00
5DS-00033	50503	Pu-238	0.0221	0.0393	0.0126	0.0415	1.00 - 3.00
5DS-00033	50503	Pu-239/240	0.0072	0.0201	0.0059	0.0404	1.00 - 3.00
5DS-00033	50503	Pu-244	-0.0023 UJ	0.0201	0.0039	0.0313	1.00 - 3.00
5DS-00033	50503	Sb-125	0.0005 U	0.0495	0.0149	0.354	1.00 - 3.00
5DS-00033	50503	Sn-126	-0.0071 U	0.019	0.006	0.0237	1.00 - 3.00
5DS-00033	50503	Sr-90	-0.0082 U	0.322	0.0845	0.485	1.00 - 3.00
5DS-00033	50503	Th-228	1.65	0.143	0.132	3.98	1.00 - 3.00
5DS-00033	50503	Th-229	0.0311 U	0.0778	0.0232	0.145	1.00 - 3.00
5DS-00033	50503	Th-230	0.806	0.0557	0.0765	2.2	1.00 - 3.00
5DS-00033	50503	Th-232	1.41	0.0479	0.11	3.1	1.00 - 3.00
5DS-00033	50503	Th-234	1.41 J	0.318	0.169	3.19	1.00 - 3.00
5DS-00033	50503	Tl-208	0.478	0.0194	0.0289	0.937	1.00 - 3.00
5DS-00033	50503	Tm-171	-0.929 U	17.1	5.69	72.4	1.00 - 3.00
5DS-00033	50503	U-233/234	0.779	0.0474	0.0778	2.02	1.00 - 3.00
5DS-00033	50503	U-235/236	0.0552	0.0342	0.0186	0.151	1.00 - 3.00
5DS-00033	50503	U-238	0.726	0.0118	0.0733	1.8	1.00 - 3.00
5DS-00034	50504	Ac-227	0.0545 U	0.2	0.0614	0.217	0.00 - 0.50
5DS-00034	50504	Am-241	0.0039	0.0053	0.0028	0.0454	0.00 - 0.50
5DS-00034	50504	Bi-212	0.952	0.148	0.0892	2.15	0.00 - 0.50
5DS-00034	50504	Bi-214	0.974	0.032	0.0463	1.59	0.00 - 0.50
5DS-00034	50504	Cd-113m	49.5 U	133	46.8	3030	0.00 - 0.50
5DS-00034	50504	Cm-243/244	-0.0009 U	0.0157	0.0028	0.0443	0.00 - 0.50
5DS-00034	50504	Co-60	0.0053 U	0.0189	0.0056	0.028	0.00 - 0.50
5DS-00034	50504	Cs-134	0.0164 SJ	0.0174	0.0068	0.0864	0.00 - 0.50

Table A.2
Analytical Results Summary
Subarea 5D, Round 1

Sample Location	Sample ID	Analyte Name	Activity	MDC	TPU	RTL	Sample Depth (feet bgs)
5DS-00034	50504	Cs-137	0.0282 J	0.0204	0.0087	0.207	0.00 - 0.50
5DS-00034	50504	Eu-152	0.001 U	0.0492	0.0173	0.0566	0.00 - 0.50
5DS-00034	50504	Eu-154	-0.0451 UJ	0.1	0.032	0.15	0.00 - 0.50
5DS-00034	50504	Eu-155	0.123 SJ	0.0688	0.0272	0.231	0.00 - 0.50
5DS-00034	50504	Ho-166m	0.0028 U	0.0282	0.0084	0.0432	0.00 - 0.50
5DS-00034	50504	K-40	20.9	0.134	1.25	32.4	0.00 - 0.50
5DS-00034	50504	Na-22	-0.0101 U	0.0221	0.0072	0.037	0.00 - 0.50
5DS-00034	50504	Nb-94	-0.0022 U	0.0157	0.0048	0.0214	0.00 - 0.50
5DS-00034	50504	Np-236	-0.013 U	0.0363	0.0115	0.047	0.00 - 0.50
5DS-00034	50504	Np-239	0.087 J	0.138	0.0456	0.139	0.00 - 0.50
5DS-00034	50504	Pa-231	0.0356 U	0.81	0.246	0.936	0.00 - 0.50
5DS-00034	50504	Pb-212	1.69	0.0366	0.103	2.69	0.00 - 0.50
5DS-00034	50504	Pb-214	1.02	0.035	0.0512	1.7	0.00 - 0.50
5DS-00034	50504	Pu-238	-0.001 U	0.0187	0.0034	0.0415	0.00 - 0.50
5DS-00034	50504	Pu-239/240	0.0009 U	0.0257	0.0061	0.0404	0.00 - 0.50
5DS-00034	50504	Pu-244	0.0212 J	0.0064	0.0071	0.0313	0.00 - 0.50
5DS-00034	50504	Sb-125	-0.0063 U	0.047	0.0139	0.354	0.00 - 0.50
5DS-00034	50504	Sn-126	-0.0038 U	0.0175	0.0054	0.0237	0.00 - 0.50
5DS-00034	50504	Sr-90	0.0026 U	0.309	0.0847	0.485	0.00 - 0.50
5DS-00034	50504	Th-228	1.45 J	0.162	0.155	3.98	0.00 - 0.50
5DS-00034	50504	Th-229	0.0394	0.109	0.032	0.145	0.00 - 0.50
5DS-00034	50504	Th-230	0.823	0.144	0.106	2.2	0.00 - 0.50
5DS-00034	50504	Th-232	1.09	0.0258	0.119	3.1	0.00 - 0.50
5DS-00034	50504	Th-234	1.61	0.285	0.153	3.19	0.00 - 0.50
5DS-00034	50504	Tl-208	0.486	0.0186	0.0287	0.937	0.00 - 0.50
5DS-00034	50504	Tm-171	-0.0733 U	12.7	4.42	72.4	0.00 - 0.50
5DS-00034	50504	U-233/234	0.708	0.0365	0.0705	2.02	0.00 - 0.50
5DS-00034	50504	U-235/236	0.0164	0.0318	0.0107	0.151	0.00 - 0.50
5DS-00034	50504	U-238	0.747	0.0405	0.0733	1.8	0.00 - 0.50
5DS-00034	50505	Ac-227	-0.135 U	0.235	0.0781	0.217	1.00 - 5.00
5DS-00034	50505	Am-241	0.0069 U	0.0211	0.006	0.0454	1.00 - 5.00
5DS-00034	50505	Bi-212	1.11 J	0.175	0.113	2.15	1.00 - 5.00
5DS-00034	50505	Bi-214	0.993	0.0373	0.0503	1.59	1.00 - 5.00
5DS-00034	50505	Cd-113m	-11.9 U	158	47.2	3030	1.00 - 5.00

Table A.2
Analytical Results Summary
Subarea 5D, Round 1

Sample Location	Sample ID	Analyte Name	Activity	MDC	TPU	RTL	Sample Depth (feet bgs)
5DS-00034	50505	Cm-243/244	0.0003 U	0.0272	0.0061	0.0443	1.00 - 5.00
5DS-00034	50505	Co-60	-0.0048 U	0.0223	0.0066	0.028	1.00 - 5.00
5DS-00034	50505	Cs-134	-0.0144 U	0.0191	0.0077	0.0864	1.00 - 5.00
5DS-00034	50505	Cs-137	-0.0126 U	0.0211	0.0072	0.207	1.00 - 5.00
5DS-00034	50505	Eu-152	-0.0066 U	0.0559	0.0195	0.0566	1.00 - 5.00
5DS-00034	50505	Eu-154	0.0016 U	0.126	0.0368	0.15	1.00 - 5.00
5DS-00034	50505	Eu-155	0.098 JS	0.0826	0.0381	0.231	1.00 - 5.00
5DS-00034	50505	Ho-166m	-0.0218 U	0.0314	0.0111	0.0432	1.00 - 5.00
5DS-00034	50505	K-40	18.7	0.156	1.19	32.4	1.00 - 5.00
5DS-00034	50505	Na-22	-0.0088 U	0.0251	0.0079	0.037	1.00 - 5.00
5DS-00034	50505	Nb-94	0.0011 U	0.0192	0.0057	0.0214	1.00 - 5.00
5DS-00034	50505	Np-236	-0.0032 U	0.0439	0.0134	0.047	1.00 - 5.00
5DS-00034	50505	Np-239	0.0176 U	0.158	0.0465	0.139	1.00 - 5.00
5DS-00034	50505	Pa-231	-0.089 U	0.976	0.293	0.936	1.00 - 5.00
5DS-00034	50505	Pb-212	1.74	0.0428	0.106	2.69	1.00 - 5.00
5DS-00034	50505	Pb-214	1.17	0.0404	0.0571	1.7	1.00 - 5.00
5DS-00034	50505	Pu-238	0.0013 U	0.0178	0.0039	0.0415	1.00 - 5.00
5DS-00034	50505	Pu-239/240	-0.0075 U	0.0263	0.0046	0.0404	1.00 - 5.00
5DS-00034	50505	Pu-244	0.0186 J	0.0143	0.007	0.0313	1.00 - 5.00
5DS-00034	50505	Sb-125	-0.0171 U	0.0551	0.0167	0.354	1.00 - 5.00
5DS-00034	50505	Sn-126	0.0003 U	0.0209	0.0062	0.0237	1.00 - 5.00
5DS-00034	50505	Sr-90	-0.0501 U	0.168	0.037	0.485	1.00 - 5.00
5DS-00034	50505	Th-228	1.51	0.093	0.126	3.98	1.00 - 5.00
5DS-00034	50505	Th-229	-0.0238 U	0.0894	0.0188	0.145	1.00 - 5.00
5DS-00034	50505	Th-230	0.98	0.0779	0.0921	2.2	1.00 - 5.00
5DS-00034	50505	Th-232	1.43	0.0712	0.117	3.1	1.00 - 5.00
5DS-00034	50505	Th-234	2.11 J	0.35	0.222	3.19	1.00 - 5.00
5DS-00034	50505	Tl-208	0.519	0.0221	0.0303	0.937	1.00 - 5.00
5DS-00034	50505	Tm-171	-17.5 UJ	19.3	7.86	72.4	1.00 - 5.00
5DS-00034	50505	U-233/234	0.768	0.0224	0.0711	2.02	1.00 - 5.00
5DS-00034	50505	U-235/236	0.0751	0.0277	0.0193	0.151	1.00 - 5.00
5DS-00034	50505	U-238	0.841	0.0224	0.076	1.8	1.00 - 5.00
5DS-00036	50507	Ac-227	-0.0698 U	0.186	0.0604	0.217	1.00 - 5.00
5DS-00036	50507	Am-241	0.0131	0.0059	0.0054	0.0454	1.00 - 5.00

Table A.2
Analytical Results Summary
Subarea 5D, Round 1

Sample Location	Sample ID	Analyte Name	Activity	MDC	TPU	RTL	Sample Depth (feet bgs)
5DS-00036	50507	Bi-212	0.991	0.163	0.096	2.15	1.00 - 5.00
5DS-00036	50507	Bi-214	0.98	0.0344	0.05	1.59	1.00 - 5.00
5DS-00036	50507	Cd-113m	36.5 U	126	39.2	3030	1.00 - 5.00
5DS-00036	50507	Cm-243/244	-0.0032 U	0.0174	0.0032	0.0443	1.00 - 5.00
5DS-00036	50507	Co-60	0.0087 U	0.0231	0.0067	0.028	1.00 - 5.00
5DS-00036	50507	Cs-134	-0.0001 U	0.0178	0.0061	0.0864	1.00 - 5.00
5DS-00036	50507	Cs-137	-0.0059 U	0.0213	0.0067	0.207	1.00 - 5.00
5DS-00036	50507	Eu-152	-0.0271 U	0.048	0.0162	0.0566	1.00 - 5.00
5DS-00036	50507	Eu-154	-0.0499 U	0.118	0.0378	0.15	1.00 - 5.00
5DS-00036	50507	Eu-155	0.0717 JS	0.0545	0.0222	0.231	1.00 - 5.00
5DS-00036	50507	Ho-166m	0.0071 U	0.0333	0.0096	0.0432	1.00 - 5.00
5DS-00036	50507	K-40	17.6	0.16	0.981	32.4	1.00 - 5.00
5DS-00036	50507	Na-22	-0.0223 UJ	0.0248	0.0093	0.037	1.00 - 5.00
5DS-00036	50507	Nb-94	-0.0016 U	0.0184	0.0053	0.0214	1.00 - 5.00
5DS-00036	50507	Np-236	-0.0215 UJ	0.0292	0.0101	0.047	1.00 - 5.00
5DS-00036	50507	Np-239	0.0046 U	0.122	0.0371	0.139	1.00 - 5.00
5DS-00036	50507	Pa-231	-0.167 U	0.798	0.252	0.936	1.00 - 5.00
5DS-00036	50507	Pb-212	1.4	0.0331	0.0792	2.69	1.00 - 5.00
5DS-00036	50507	Pb-214	0.979	0.0366	0.0471	1.7	1.00 - 5.00
5DS-00036	50507	Pu-238	-0.0014 U	0.0126	0.0024	0.0415	1.00 - 5.00
5DS-00036	50507	Pu-239/240	0.0006 U	0.0125	0.0024	0.0404	1.00 - 5.00
5DS-00036	50507	Pu-244	-0.0003 U	0.0178	0.0037	0.0313	1.00 - 5.00
5DS-00036	50507	Sb-125	0.0291 JS	0.0519	0.0162	0.354	1.00 - 5.00
5DS-00036	50507	Sn-126	0.0031 U	0.0215	0.0061	0.0237	1.00 - 5.00
5DS-00036	50507	Sr-90	0.179 U	0.342	0.106	0.485	1.00 - 5.00
5DS-00036	50507	Th-228	1.26	0.0776	0.115	3.98	1.00 - 5.00
5DS-00036	50507	Th-229	0.0391	0.048	0.0185	0.145	1.00 - 5.00
5DS-00036	50507	Th-230	0.786	0.0478	0.0817	2.2	1.00 - 5.00
5DS-00036	50507	Th-232	1.11	0.0477	0.101	3.1	1.00 - 5.00
5DS-00036	50507	Th-234	1.38 J	0.222	0.12	3.19	1.00 - 5.00
5DS-00036	50507	Tl-208	0.436	0.0205	0.0267	0.937	1.00 - 5.00
5DS-00036	50507	Tm-171	-1.17 U	7.29	2.35	72.4	1.00 - 5.00
5DS-00036	50507	U-233/234	0.65	0.0648	0.0756	2.02	1.00 - 5.00
5DS-00036	50507	U-235/236	0.0568	0.0437	0.0215	0.151	1.00 - 5.00

Table A.2
Analytical Results Summary
Subarea 5D, Round 1

Sample Location	Sample ID	Analyte Name	Activity	MDC	TPU	RTL	Sample Depth (feet bgs)
5DS-00036	50507	U-238	0.872	0.0557	0.0915	1.8	1.00 - 5.00
5DS-00037	50508	Ac-227	-0.0542 U	0.205	0.0623	0.217	1.00 - 5.00
5DS-00037	50508	Am-241	0.003 U	0.0152	0.0039	0.0454	1.00 - 5.00
5DS-00037	50508	Bi-212	0.745 J	0.16	0.1	2.15	1.00 - 5.00
5DS-00037	50508	Bi-214	0.739	0.0332	0.0402	1.59	1.00 - 5.00
5DS-00037	50508	Cd-113m	49.7 U	138	41.8	3030	1.00 - 5.00
5DS-00037	50508	Cm-243/244	-0.0087 U	0.0267	0.005	0.0443	1.00 - 5.00
5DS-00037	50508	Co-60	-0.0043 U	0.0201	0.006	0.028	1.00 - 5.00
5DS-00037	50508	Cs-134	-0.001 U	0.0169	0.0057	0.0864	1.00 - 5.00
5DS-00037	50508	Cs-137	-0.0025 U	0.0199	0.0068	0.207	1.00 - 5.00
5DS-00037	50508	Eu-152	-0.0246 U	0.0511	0.0189	0.0566	1.00 - 5.00
5DS-00037	50508	Eu-154	-0.0492 U	0.112	0.0352	0.15	1.00 - 5.00
5DS-00037	50508	Eu-155	0.0728 JS	0.0722	0.0277	0.231	1.00 - 5.00
5DS-00037	50508	Ho-166m	0.001 U	0.0312	0.0092	0.0432	1.00 - 5.00
5DS-00037	50508	K-40	17.1	0.158	1.04	32.4	1.00 - 5.00
5DS-00037	50508	Na-22	0.0053 U	0.0256	0.0074	0.037	1.00 - 5.00
5DS-00037	50508	Nb-94	0.0015 U	0.018	0.0053	0.0214	1.00 - 5.00
5DS-00037	50508	Np-236	0.0006 U	0.0394	0.012	0.047	1.00 - 5.00
5DS-00037	50508	Np-239	-0.0008 U	0.139	0.0407	0.139	1.00 - 5.00
5DS-00037	50508	Pa-231	-0.352 U	0.858	0.272	0.936	1.00 - 5.00
5DS-00037	50508	Pb-212	1.36	0.0385	0.0924	2.69	1.00 - 5.00
5DS-00037	50508	Pb-214	0.758	0.0392	0.0432	1.7	1.00 - 5.00
5DS-00037	50508	Pu-238	-0.0036 U	0.0196	0.0036	0.0415	1.00 - 5.00
5DS-00037	50508	Pu-239/240	0.001 U	0.027	0.0064	0.0404	1.00 - 5.00
5DS-00037	50508	Pu-244	0.0014 U	0.0196	0.0043	0.0313	1.00 - 5.00
5DS-00037	50508	Sb-125	-0.0049 U	0.0505	0.0154	0.354	1.00 - 5.00
5DS-00037	50508	Sn-126	-0.0021 U	0.0199	0.0059	0.0237	1.00 - 5.00
5DS-00037	50508	Sr-90	-0.113 U	0.254	0.0592	0.485	1.00 - 5.00
5DS-00037	50508	Th-228	1.15	0.088	0.115	3.98	1.00 - 5.00
5DS-00037	50508	Th-229	0.0148 U	0.0688	0.0181	0.145	1.00 - 5.00
5DS-00037	50508	Th-230	0.842	0.0544	0.0903	2.2	1.00 - 5.00
5DS-00037	50508	Th-232	1.16	0.0199	0.11	3.1	1.00 - 5.00
5DS-00037	50508	Th-234	1.44 J	0.403	0.378	3.19	1.00 - 5.00
5DS-00037	50508	Tl-208	0.439	0.0186	0.0269	0.937	1.00 - 5.00

Table A.2
Analytical Results Summary
Subarea 5D, Round 1

Sample Location	Sample ID	Analyte Name	Activity	MDC	TPU	RTL	Sample Depth (feet bgs)
5DS-00037	50508	Tm-171	-1.08 U	17	5.08	72.4	1.00 - 5.00
5DS-00037	50508	U-233/234	0.613	0.0598	0.0691	2.02	1.00 - 5.00
5DS-00037	50508	U-235/236	0.0315	0.038	0.0154	0.151	1.00 - 5.00
5DS-00037	50508	U-238	0.863	0.0437	0.0863	1.8	1.00 - 5.00
5DS-00038	50509	Ac-227	0.0806 U	0.184	0.0583	0.217	0.00 - 0.50
5DS-00038	50509	Am-241	-0.0007 U	0.0238	0.0054	0.0454	0.00 - 0.50
5DS-00038	50509	Bi-212	1.03	0.13	0.0934	2.15	0.00 - 0.50
5DS-00038	50509	Bi-214	1.02	0.0275	0.0475	1.59	0.00 - 0.50
5DS-00038	50509	Cd-113m	-0.45 U	121	37.9	3030	0.00 - 0.50
5DS-00038	50509	Cm-243/244	-0.0045 U	0.0186	0.0033	0.0443	0.00 - 0.50
5DS-00038	50509	Co-60	0.0014 U	0.0163	0.0048	0.028	0.00 - 0.50
5DS-00038	50509	Cs-134	0.0039 U	0.0152	0.0052	0.0864	0.00 - 0.50
5DS-00038	50509	Cs-137	0.0586	0.0155	0.0071	0.207	0.00 - 0.50
5DS-00038	50509	Eu-152	-0.0343 UJ	0.0439	0.0166	0.0566	0.00 - 0.50
5DS-00038	50509	Eu-154	0.0238 UJ	0.0903	0.0305	0.15	0.00 - 0.50
5DS-00038	50509	Eu-155	0.104 SJ	0.063	0.0275	0.231	0.00 - 0.50
5DS-00038	50509	Ho-166m	-0.0032 U	0.0248	0.0075	0.0432	0.00 - 0.50
5DS-00038	50509	K-40	20	0.111	1.19	32.4	0.00 - 0.50
5DS-00038	50509	Na-22	-0.0041 U	0.019	0.0065	0.037	0.00 - 0.50
5DS-00038	50509	Nb-94	0.0043 U	0.0147	0.0045	0.0214	0.00 - 0.50
5DS-00038	50509	Np-236	-0.0039 U	0.0343	0.0105	0.047	0.00 - 0.50
5DS-00038	50509	Np-239	-0.0062 U	0.123	0.0373	0.139	0.00 - 0.50
5DS-00038	50509	Pa-231	-0.0626 U	0.766	0.243	0.936	0.00 - 0.50
5DS-00038	50509	Pb-212	1.58	0.0342	0.0967	2.69	0.00 - 0.50
5DS-00038	50509	Pb-214	1.16	0.0316	0.0572	1.7	0.00 - 0.50
5DS-00038	50509	Pu-238	0.0224	0.0196	0.0091	0.0415	0.00 - 0.50
5DS-00038	50509	Pu-239/240	0.0079 U	0.0243	0.0069	0.0404	0.00 - 0.50
5DS-00038	50509	Pu-244	0.0009 U	0.0196	0.0038	0.0313	0.00 - 0.50
5DS-00038	50509	Sb-125	0.025 SJ	0.0443	0.0139	0.354	0.00 - 0.50
5DS-00038	50509	Sn-126	-0.0065 U	0.0156	0.005	0.0237	0.00 - 0.50
5DS-00038	50509	Sr-90	0.0504 U	0.379	0.109	0.485	0.00 - 0.50
5DS-00038	50509	Th-228	1.52 J	0.15	0.154	3.98	0.00 - 0.50
5DS-00038	50509	Th-229	0.0178 U	0.125	0.0333	0.145	0.00 - 0.50
5DS-00038	50509	Th-230	0.923	0.0824	0.106	2.2	0.00 - 0.50

Table A.2
Analytical Results Summary
Subarea 5D, Round 1

Sample Location	Sample ID	Analyte Name	Activity	MDC	TPU	RTL	Sample Depth (feet bgs)
5DS-00038	50509	Th-232	1.36	0.0651	0.134	3.1	0.00 - 0.50
5DS-00038	50509	Th-234	1.58	0.253	0.141	3.19	0.00 - 0.50
5DS-00038	50509	Tl-208	0.483	0.0173	0.0269	0.937	0.00 - 0.50
5DS-00038	50509	Tm-171	1.04 U	11.8	4.13	72.4	0.00 - 0.50
5DS-00038	50509	U-233/234	0.832	0.0671	0.0923	2.02	0.00 - 0.50
5DS-00038	50509	U-235/236	0.0402	0.0485	0.0196	0.151	0.00 - 0.50
5DS-00038	50509	U-238	0.89	0.0486	0.0959	1.8	0.00 - 0.50
5DS-00038	50510	Ac-227	0.0582 U	0.235	0.0715	0.217	1.00 - 5.00
5DS-00038	50510	Am-241	0.0011 U	0.015	0.0033	0.0454	1.00 - 5.00
5DS-00038	50510	Bi-212	1.21	0.168	0.114	2.15	1.00 - 5.00
5DS-00038	50510	Bi-214	1.18	0.0359	0.0562	1.59	1.00 - 5.00
5DS-00038	50510	Cd-113m	-27.8 U	154	48.8	3030	1.00 - 5.00
5DS-00038	50510	Cm-243/244	-0.0022 U	0.0174	0.0031	0.0443	1.00 - 5.00
5DS-00038	50510	Co-60	-0.0055 U	0.0211	0.0064	0.028	1.00 - 5.00
5DS-00038	50510	Cs-134	-0.0017 U	0.0189	0.0065	0.0864	1.00 - 5.00
5DS-00038	50510	Cs-137	-0.0019 U	0.0212	0.0073	0.207	1.00 - 5.00
5DS-00038	50510	Eu-152	-0.0282 U	0.0565	0.0213	0.0566	1.00 - 5.00
5DS-00038	50510	Eu-154	-0.0593 U	0.111	0.0362	0.15	1.00 - 5.00
5DS-00038	50510	Eu-155	0.0454 JS	0.0846	0.0267	0.231	1.00 - 5.00
5DS-00038	50510	Ho-166m	-0.0116 U	0.0324	0.0102	0.0432	1.00 - 5.00
5DS-00038	50510	K-40	20.1	0.166	1.13	32.4	1.00 - 5.00
5DS-00038	50510	Na-22	-0.0187 UJ	0.0253	0.009	0.037	1.00 - 5.00
5DS-00038	50510	Nb-94	0.0001 U	0.0186	0.0055	0.0214	1.00 - 5.00
5DS-00038	50510	Np-236	-0.024 U	0.0428	0.0139	0.047	1.00 - 5.00
5DS-00038	50510	Np-239	-0.0105 U	0.156	0.0469	0.139	1.00 - 5.00
5DS-00038	50510	Pa-231	-0.272 U	0.96	0.343	0.936	1.00 - 5.00
5DS-00038	50510	Pb-212	1.86	0.0412	0.109	2.69	1.00 - 5.00
5DS-00038	50510	Pb-214	1.28	0.0398	0.0607	1.7	1.00 - 5.00
5DS-00038	50510	Pu-238	-0.0066 U	0.0278	0.0048	0.0415	1.00 - 5.00
5DS-00038	50510	Pu-239/240	0.0036 U	0.0277	0.007	0.0404	1.00 - 5.00
5DS-00038	50510	Pu-244	0.0084	0.0162	0.0054	0.0313	1.00 - 5.00
5DS-00038	50510	Sb-125	0.0234 U	0.0562	0.0169	0.354	1.00 - 5.00
5DS-00038	50510	Sn-126	-0.0061 U	0.0202	0.0063	0.0237	1.00 - 5.00
5DS-00038	50510	Sr-90	-0.0108 U	0.267	0.0706	0.485	1.00 - 5.00

Table A.2
Analytical Results Summary
Subarea 5D, Round 1

Sample Location	Sample ID	Analyte Name	Activity	MDC	TPU	RTL	Sample Depth (feet bgs)
5DS-00038	50510	Th-228	1.68	0.118	0.149	3.98	1.00 - 5.00
5DS-00038	50510	Th-229	0.0379	0.0558	0.0202	0.145	1.00 - 5.00
5DS-00038	50510	Th-230	1.02	0.0557	0.103	2.2	1.00 - 5.00
5DS-00038	50510	Th-232	1.42	0.0555	0.126	3.1	1.00 - 5.00
5DS-00038	50510	Th-234	2.01 J	0.341	0.195	3.19	1.00 - 5.00
5DS-00038	50510	Tl-208	0.593	0.0211	0.0343	0.937	1.00 - 5.00
5DS-00038	50510	Tm-171	-3.81 U	16.2	5.79	72.4	1.00 - 5.00
5DS-00038	50510	U-233/234	0.731	0.0546	0.0738	2.02	1.00 - 5.00
5DS-00038	50510	U-235/236	0.0442	0.0407	0.0174	0.151	1.00 - 5.00
5DS-00038	50510	U-238	0.756	0.0113	0.0743	1.8	1.00 - 5.00
5DS-00039	50511	Ac-227	-0.0301 U	0.161	0.0487	0.217	1.00 - 4.00
5DS-00039	50511	Am-241	0.0072	0.0065	0.0042	0.0454	1.00 - 4.00
5DS-00039	50511	Bi-212	0.733 J	0.114	0.0753	2.15	1.00 - 4.00
5DS-00039	50511	Bi-214	0.653	0.0246	0.0336	1.59	1.00 - 4.00
5DS-00039	50511	Cd-113m	-3.93 U	107	33	3030	1.00 - 4.00
5DS-00039	50511	Cm-243/244	0.0086	0.0191	0.006	0.0443	1.00 - 4.00
5DS-00039	50511	Co-60	0.0033 U	0.0155	0.0045	0.028	1.00 - 4.00
5DS-00039	50511	Cs-134	-0.0009 U	0.013	0.0043	0.0864	1.00 - 4.00
5DS-00039	50511	Cs-137	-0.0061 U	0.0143	0.0045	0.207	1.00 - 4.00
5DS-00039	50511	Eu-152	-0.0332 U	0.0388	0.0171	0.0566	1.00 - 4.00
5DS-00039	50511	Eu-154	-0.0434 U	0.0867	0.0285	0.15	1.00 - 4.00
5DS-00039	50511	Eu-155	0.0555 JS	0.0579	0.0205	0.231	1.00 - 4.00
5DS-00039	50511	Ho-166m	-0.0058 U	0.0225	0.0068	0.0432	1.00 - 4.00
5DS-00039	50511	K-40	16.4	0.114	0.947	32.4	1.00 - 4.00
5DS-00039	50511	Na-22	-0.0059 U	0.0186	0.0059	0.037	1.00 - 4.00
5DS-00039	50511	Nb-94	0.0092 JS	0.0138	0.0044	0.0214	1.00 - 4.00
5DS-00039	50511	Np-236	0.0027 U	0.0315	0.0091	0.047	1.00 - 4.00
5DS-00039	50511	Np-239	-0.002 U	0.11	0.0324	0.139	1.00 - 4.00
5DS-00039	50511	Pa-231	-0.131 U	0.673	0.211	0.936	1.00 - 4.00
5DS-00039	50511	Pb-212	1.16	0.0297	0.074	2.69	1.00 - 4.00
5DS-00039	50511	Pb-214	0.702	0.0286	0.0379	1.7	1.00 - 4.00
5DS-00039	50511	Pu-238	0	0.007	0.0026	0.0415	1.00 - 4.00
5DS-00039	50511	Pu-239/240	0.0033 UJ	0.0163	0.0041	0.0404	1.00 - 4.00
5DS-00039	50511	Pu-244	0.0007 UJ	0.0163	0.0032	0.0313	1.00 - 4.00

Table A.2
Analytical Results Summary
Subarea 5D, Round 1

Sample Location	Sample ID	Analyte Name	Activity	MDC	TPU	RTL	Sample Depth (feet bgs)
5DS-00039	50511	Sb-125	-0.0168 U	0.0379	0.0123	0.354	1.00 - 4.00
5DS-00039	50511	Sn-126	0.0078 J	0.0151	0.0046	0.0237	1.00 - 4.00
5DS-00039	50511	Sr-90	0.43	0.292	0.117	0.485	1.00 - 4.00
5DS-00039	50511	Th-228	1.14	0.103	0.115	3.98	1.00 - 4.00
5DS-00039	50511	Th-229	0.0356	0.0193	0.016	0.145	1.00 - 4.00
5DS-00039	50511	Th-230	0.774	0.066	0.0857	2.2	1.00 - 4.00
5DS-00039	50511	Th-232	1.07	0.0192	0.103	3.1	1.00 - 4.00
5DS-00039	50511	Th-234	1.15 J	0.237	0.122	3.19	1.00 - 4.00
5DS-00039	50511	Tl-208	0.357	0.0147	0.021	0.937	1.00 - 4.00
5DS-00039	50511	Tm-171	0.806 U	10.8	3.74	72.4	1.00 - 4.00
5DS-00039	50511	U-233/234	0.652	0.0945	0.084	2.02	1.00 - 4.00
5DS-00039	50511	U-235/236	0.057	0.0996	0.0323	0.151	1.00 - 4.00
5DS-00039	50511	U-238	0.783	0.0752	0.0927	1.8	1.00 - 4.00
5DS-00040	50512	Ac-227	0.0061 U	0.227	0.0783	0.217	0.00 - 0.50
5DS-00040	50512	Am-241	0.0007 U	0.0154	0.003	0.0454	0.00 - 0.50
5DS-00040	50512	Bi-212	1.23	0.169	0.105	2.15	0.00 - 0.50
5DS-00040	50512	Bi-214	1.51	0.0356	0.0677	1.59	0.00 - 0.50
5DS-00040	50512	Cd-113m	6.87 U	151	55.9	3030	0.00 - 0.50
5DS-00040	50512	Cm-243/244	0.0014 U	0.0193	0.0043	0.0443	0.00 - 0.50
5DS-00040	50512	Co-60	-0.0013 U	0.0202	0.0059	0.028	0.00 - 0.50
5DS-00040	50512	Cs-134	0.0239 SK	0.0189	0.0056	0.0864	0.00 - 0.50
5DS-00040	50512	Cs-137	0.104	0.0216	0.01	0.207	0.00 - 0.50
5DS-00040	50512	Eu-152	-0.0306 U	0.0555	0.0202	0.0566	0.00 - 0.50
5DS-00040	50512	Eu-154	-0.0394 UJ	0.113	0.0346	0.15	0.00 - 0.50
5DS-00040	50512	Eu-155	0.0756 SJ	0.0838	0.03	0.231	0.00 - 0.50
5DS-00040	50512	Ho-166m	-0.0076 U	0.0311	0.0096	0.0432	0.00 - 0.50
5DS-00040	50512	K-40	20.5	0.156	1.15	32.4	0.00 - 0.50
5DS-00040	50512	Na-22	-0.0021 U	0.0246	0.0085	0.037	0.00 - 0.50
5DS-00040	50512	Nb-94	0.0095 SJ	0.0186	0.0058	0.0214	0.00 - 0.50
5DS-00040	50512	Np-236	-0.0141 U	0.0427	0.0131	0.047	0.00 - 0.50
5DS-00040	50512	Np-239	0.0329 U	0.151	0.0459	0.139	0.00 - 0.50
5DS-00040	50512	Pa-231	-0.0036 U	0.954	0.313	0.936	0.00 - 0.50
5DS-00040	50512	Pb-212	1.95	0.0416	0.114	2.69	0.00 - 0.50
5DS-00040	50512	Pb-214	1.68	0.0393	0.0782	1.7	0.00 - 0.50

Table A.2
Analytical Results Summary
Subarea 5D, Round 1

Sample Location	Sample ID	Analyte Name	Activity	MDC	TPU	RTL	Sample Depth (feet bgs)
5DS-00040	50512	Pu-238	0	0.0055	0.002	0.0415	0.00 - 0.50
5DS-00040	50512	Pu-239/240	-0.0009 U	0.0159	0.0029	0.0404	0.00 - 0.50
5DS-00040	50512	Pu-244	0.0283 J	0.0055	0.0076	0.0313	0.00 - 0.50
5DS-00040	50512	Sb-125	0.0065 U	0.0558	0.0162	0.354	0.00 - 0.50
5DS-00040	50512	Sn-126	-0.0018 U	0.0193	0.0058	0.0237	0.00 - 0.50
5DS-00040	50512	Sr-90	0.0823 U	0.206	0.0621	0.485	0.00 - 0.50
5DS-00040	50512	Th-228	1.64	0.0984	0.149	3.98	0.00 - 0.50
5DS-00040	50512	Th-229	0.0884	0.0678	0.03	0.145	0.00 - 0.50
5DS-00040	50512	Th-230	0.874	0.102	0.0971	2.2	0.00 - 0.50
5DS-00040	50512	Th-232	1.04	0.0675	0.105	3.1	0.00 - 0.50
5DS-00040	50512	Th-234	2.08	0.346	0.2	3.19	0.00 - 0.50
5DS-00040	50512	Tl-208	0.625	0.0207	0.0349	0.937	0.00 - 0.50
5DS-00040	50512	Tm-171	-11.7 U	15.7	6.24	72.4	0.00 - 0.50
5DS-00040	50512	U-233/234	1.05	0.0576	0.0958	2.02	0.00 - 0.50
5DS-00040	50512	U-235/236	0.0364	0.0141	0.014	0.151	0.00 - 0.50
5DS-00040	50512	U-238	1.12	0.0381	0.1	1.8	0.00 - 0.50
5DS-00040	50513	Ac-227	-0.202 UJ	0.205	0.0793	0.217	1.00 - 5.00
5DS-00040	50513	Am-241	0.0056	0.0051	0.0033	0.0454	1.00 - 5.00
5DS-00040	50513	Bi-212	1.22	0.141	0.0973	2.15	1.00 - 5.00
5DS-00040	50513	Bi-214	1.09	0.0313	0.0554	1.59	1.00 - 5.00
5DS-00040	50513	Cd-113m	14 U	141	42	3030	1.00 - 5.00
5DS-00040	50513	Cm-243/244	-0.0085 U	0.0259	0.0049	0.0443	1.00 - 5.00
5DS-00040	50513	Co-60	-0.0045 U	0.0185	0.0055	0.028	1.00 - 5.00
5DS-00040	50513	Cs-134	-0.0021 U	0.0161	0.0056	0.0864	1.00 - 5.00
5DS-00040	50513	Cs-137	0.0044 U	0.0182	0.0062	0.207	1.00 - 5.00
5DS-00040	50513	Eu-152	-0.0509 UJ	0.0498	0.0218	0.0566	1.00 - 5.00
5DS-00040	50513	Eu-154	0.0264 U	0.108	0.0318	0.15	1.00 - 5.00
5DS-00040	50513	Eu-155	0.0704 JS	0.078	0.0287	0.231	1.00 - 5.00
5DS-00040	50513	Ho-166m	-0.0195 U	0.0279	0.0099	0.0432	1.00 - 5.00
5DS-00040	50513	K-40	17.9	0.148	1.14	32.4	1.00 - 5.00
5DS-00040	50513	Na-22	0.0079 U	0.0237	0.0072	0.037	1.00 - 5.00
5DS-00040	50513	Nb-94	-0.0019 U	0.0166	0.005	0.0214	1.00 - 5.00
5DS-00040	50513	Np-236	-0.0105 U	0.0403	0.0127	0.047	1.00 - 5.00
5DS-00040	50513	Np-239	0.0901 J	0.144	0.0472	0.139	1.00 - 5.00

**Table A.2
Analytical Results Summary
Subarea 5D, Round 1**

Sample Location	Sample ID	Analyte Name	Activity	MDC	TPU	RTL	Sample Depth (feet bgs)
5DS-00040	50513	Pa-231	0.0434 U	0.866	0.279	0.936	1.00 - 5.00
5DS-00040	50513	Pb-212	1.73	0.0383	0.105	2.69	1.00 - 5.00
5DS-00040	50513	Pb-214	1.22	0.037	0.0587	1.7	1.00 - 5.00
5DS-00040	50513	Pu-238	0.0015 UJ	0.042	0.0099	0.0415	1.00 - 5.00
5DS-00040	50513	Pu-239/240	0.0022 UJ	0.0303	0.0067	0.0404	1.00 - 5.00
5DS-00040	50513	Pu-244	0.0011 UJ	0.0245	0.0047	0.0313	1.00 - 5.00
5DS-00040	50513	Sb-125	0.0119 U	0.0505	0.0148	0.354	1.00 - 5.00
5DS-00040	50513	Sn-126	-0.0021 U	0.0184	0.0056	0.0237	1.00 - 5.00
5DS-00040	50513	Sr-90	0.08 U	0.267	0.0777	0.485	1.00 - 5.00
5DS-00040	50513	Th-228	1.73 J	0.127	0.163	3.98	1.00 - 5.00
5DS-00040	50513	Th-229	0.0527	0.0946	0.0306	0.145	1.00 - 5.00
5DS-00040	50513	Th-230	1.15	0.0814	0.119	2.2	1.00 - 5.00
5DS-00040	50513	Th-232	1.6 J	0.0237	0.147	3.1	1.00 - 5.00
5DS-00040	50513	Th-234	1.77 J	0.322	0.192	3.19	1.00 - 5.00
5DS-00040	50513	Tl-208	0.537	0.0189	0.0313	0.937	1.00 - 5.00
5DS-00040	50513	Tm-171	-3.27 U	17.8	6.03	72.4	1.00 - 5.00
5DS-00040	50513	U-233/234	0.974	0.0704	0.0986	2.02	1.00 - 5.00
5DS-00040	50513	U-235/236	0.0866	0.018	0.0247	0.151	1.00 - 5.00
5DS-00040	50513	U-238	0.923	0.0587	0.0945	1.8	1.00 - 5.00

Notes:

Refer to Table 2.1 of the Final Field Sampling Plan for Soil Sampling (HGL, 2012a) for a definition of radionuclide symbols.

Reporting units in picocuries per gram.

bgs - below ground surface

MDC - minimum detectable concentration

ID - Identification

RTL - radiological trigger level

TPU - total propagated uncertainty

J - The analyte was detected at the reported concentration; the quantitation is an estimate.

K - Analyte present. Reported value may be biased high. Actual value is expected to be lower.

S - Analyte result is subject to spectral interference. Unless otherwise qualified, the data is believed to be consistent with the background study results and may be used for its intended purpose.

L - Analyte present. Reported value may be biased low. Actual value is expected to be higher.

R - The result is rejected due to serious deficiencies in the ability to analyze the sample and meet quality control criteria.

U - Not considered detected. The associated number is the reported concentration.

UJ - Not considered detected. The associated number is the reported concentration, which may be inaccurate.

UL - Not considered detected. The associated number is the reported concentration, which may be inaccurate due to a low bias.

Table A.3
Parent and Field Duplicate Results Summary
Subarea 5D, Round 1

Sample Location	Parent Sample					Field Duplicate Sample				
	Sample ID	Analyte Name	Activity	MDC	TPU	Sample ID	Analyte Name	Activity	MDC	TPU
5DN-00007	50013	Ac-227	0.0419 UJ	0.192	0.0565	50430	Ac-227	0.021 UJ	0.217	0.0639
5DN-00007	50013	Ac-228	1.42	0.103	0.067	50430	Ac-228	1.38	0.108	0.0692
5DN-00007	50013	Am-241	0.0146	0.0149	0.00645	50430	Am-241	0.00531	0.0148	0.00438
5DN-00007	50013	Am-243	-0.0004 U	0.0226	0.00471	50430	Am-243	0.00024 U	0.02	0.0045
5DN-00007	50013	Bi-212	1.12	0.148	0.0923	50430	Bi-212	1.06	0.162	0.0885
5DN-00007	50013	Bi-214	1.02	0.0275	0.0484	50430	Bi-214	1.02	0.0326	0.0492
5DN-00007	50013	C-14	-0.0788 U	0.959	0.284	50430	C-14	0.234 U	0.958	0.288
5DN-00007	50013	Cd-113m	2.89 U	124	36.1	50430	Cd-113m	-75.8 U	145	48.7
5DN-00007	50013	Cm-243/244	0.00672 U	0.0214	0.00607	50430	Cm-243/244	0.00331 U	0.0258	0.00652
5DN-00007	50013	Co-60	-0.00227 U	0.0184	0.00532	50430	Co-60	-0.00555 U	0.0178	0.00546
5DN-00007	50013	Cs-134	0.000348 U	0.0161	0.00559	50430	Cs-134	0.00188 U	0.0175	0.00579
5DN-00007	50013	Cs-137	-0.00625 U	0.0163	0.00573	50430	Cs-137	-0.00968 U	0.0187	0.00608
5DN-00007	50013	Eu-152	-0.0212 U	0.0455	0.0157	50430	Eu-152	-0.0217 U	0.0518	0.0178
5DN-00007	50013	Eu-154	0.0114 U	0.0952	0.0321	50430	Eu-154	-0.0109 U	0.108	0.0327
5DN-00007	50013	Eu-155	0.0919 JS	0.0658	0.028	50430	Eu-155	0.0644 JS	0.0791	0.0288
5DN-00007	50013	H-3	1.85 U	6.63	1.93	50430	H-3	4.65	6.61	2.11
5DN-00007	50013	Ho-166m	-0.019 UJ	0.0251	0.00884	50430	Ho-166m	0.00199 U	0.0291	0.00851
5DN-00007	50013	K-40	19.8	0.126	1.12	50430	K-40	19	0.133	1.12
5DN-00007	50013	Na-22	0.00694 U	0.0224	0.00671	50430	Na-22	-0.0175 UJ	0.0232	0.00827
5DN-00007	50013	Nb-94	0.00557 U	0.0152	0.00448	50430	Nb-94	0.00875 JS	0.0178	0.00548

Table A.3
Parent and Field Duplicate Results Summary
Subarea 5D, Round 1

Sample Location	Parent Sample					Field Duplicate Sample				
	Sample ID	Analyte Name	Activity	MDC	TPU	Sample ID	Analyte Name	Activity	MDC	TPU
5DN-00007	50013	Ni-59	1.34 U	4.87	1.27	50430	Ni-59	1.42 U	5.92	1.63
5DN-00007	50013	Ni-63	0.389 U	1.01	0.308	50430	Ni-63	0.5	0.939	0.29
5DN-00007	50013	Np-236	-0.0338 UJ	0.0338	0.0133	50430	Np-236	-0.0104 U	0.0409	0.0129
5DN-00007	50013	Np-239	-0.0191 U	0.123	0.0364	50430	Np-239	0.0192 U	0.146	0.0429
5DN-00007	50013	Pa-231	-0.0286 U	0.773	0.235	50430	Pa-231	0.212 U	0.908	0.291
5DN-00007	50013	Pb-212	1.79	0.0353	0.108	50430	Pb-212	1.75	0.0424	0.117
5DN-00007	50013	Pb-214	1.14	0.0328	0.0557	50430	Pb-214	1.19	0.0381	0.0592
5DN-00007	50013	Pu-238	0.000764 UJ	0.0174	0.00337	50430	Pu-238	0.00441	0.00598	0.00312
5DN-00007	50013	Pu-239/240	0.00424 UJ	0.0215	0.00547	50430	Pu-239/240	0.00343 U	0.0173	0.00442
5DN-00007	50013	Pu-244	0.0163	0.00737	0.0067	50430	Pu-244	0.0022	0.00596	0.0022
5DN-00007	50013	Sb-125	0.0197 U	0.0476	0.0147	50430	Sb-125	0.00432 U	0.0522	0.0157
5DN-00007	50013	Sn-126	0.00324 U	0.0164	0.00475	50430	Sn-126	0.00344 U	0.0188	0.00549
5DN-00007	50013	Sr-90	0.365	0.302	0.109	50430	Sr-90	0.167 U	0.368	0.112
5DN-00007	50013	Tc-99	0.293 U	0.837	0.251	50430	Tc-99	-0.0218 U	0.91	0.258
5DN-00007	50013	Th-228	1.93 J	0.184	0.192	50430	Th-228	1.54	0.0199	0.14
5DN-00007	50013	Th-229	0 UJ	0.0842	0.0181	50430	Th-229	0.0224	0.0559	0.0168
5DN-00007	50013	Th-230	1.01	0.0666	0.115	50430	Th-230	0.914	0.0557	0.0934
5DN-00007	50013	Th-232	1.3	0.0664	0.135	50430	Th-232	1.14	0.0838	0.109
5DN-00007	50013	Tl-208	0.528	0.0188	0.03	50430	Tl-208	0.5	0.0198	0.0297
5DN-00007	50013	Tm-171	-8.62 U	11.8	4.53	50430	Tm-171	13.8 J	19.9	7.33

Table A.3
Parent and Field Duplicate Results Summary
Subarea 5D, Round 1

Sample Location	Parent Sample					Field Duplicate Sample				
	Sample ID	Analyte Name	Activity	MDC	TPU	Sample ID	Analyte Name	Activity	MDC	TPU
5DN-00007	50013	U-233/234	0.78	0.0657	0.101	50430	U-233/234	0.759	0.0168	0.0889
5DN-00007	50013	U-235/236	0.0993	0.0269	0.0324	50430	U-235/236	0.0764	0.0207	0.0248
5DN-00007	50013	U-238	0.83	0.0979	0.107	50430	U-238	0.89	0.0168	0.0996
5DN-00010	50019	Ac-227	-0.128 U	0.248	0.0809	50431	Ac-227	-0.173 UJ	0.198	0.0752
5DN-00010	50019	Ac-228	1.55	0.132	0.0789	50431	Ac-228	1.55	0.134	0.0745
5DN-00010	50019	Am-241	0.000465 U	0.0253	0.00618	50431	Am-241	0.00866	0.0192	0.006
5DN-00010	50019	Am-243	0.0155	0.028	0.0089	50431	Am-243	-0.00381 U	0.0259	0.0051
5DN-00010	50019	Bi-212	1.19 J	0.214	0.122	50431	Bi-212	1.07 J	0.221	0.118
5DN-00010	50019	Bi-214	1.01	0.0392	0.0504	50431	Bi-214	0.943	0.041	0.0488
5DN-00010	50019	C-14	-0.11 U	0.678	0.202	50431	C-14	0.411 U	0.951	0.289
5DN-00010	50019	Cd-113m	-8.32 U	168	51.7	50431	Cd-113m	-18.8 U	137	42.5
5DN-00010	50019	Cm-243/244	0.000794 U	0.0216	0.0051	50431	Cm-243/244	0.00249	0.00674	0.00249
5DN-00010	50019	Co-60	-0.00121 U	0.0245	0.00722	50431	Co-60	0.0131 J	0.0263	0.00769
5DN-00010	50019	Cs-134	0.00425 U	0.023	0.00773	50431	Cs-134	-0.00134 U	0.0223	0.00771
5DN-00010	50019	Cs-137	-0.0187 UJ	0.0215	0.00802	50431	Cs-137	-0.00641 U	0.0239	0.0086
5DN-00010	50019	Eu-152	-0.0272 U	0.062	0.0208	50431	Eu-152	0.00336 U	0.0547	0.0163
5DN-00010	50019	Eu-154	-0.0789 UJ	0.13	0.0437	50431	Eu-154	-0.00738 U	0.139	0.0409
5DN-00010	50019	Eu-155	0.0899 JS	0.0909	0.0293	50431	Eu-155	0.119 JS	0.062	0.0336
5DN-00010	50019	H-3	3.01 U	7.54	2.25	50431	H-3	5.81	6.65	2.19
5DN-00010	50019	Ho-166m	-0.0122 U	0.034	0.0107	50431	Ho-166m	0.0031 U	0.0372	0.0106

Table A.3
Parent and Field Duplicate Results Summary
Subarea 5D, Round 1

Sample Location	Parent Sample					Field Duplicate Sample				
	Sample ID	Analyte Name	Activity	MDC	TPU	Sample ID	Analyte Name	Activity	MDC	TPU
5DN-00010	50019	I-129	-0.00731 U	0.437	0.124	50431	I-129	-0.05 U	0.286	0.0726
5DN-00010	50019	K-40	20.4	0.154	1.27	50431	K-40	19.4	0.184	1.08
5DN-00010	50019	Na-22	0.00116 U	0.0324	0.00952	50431	Na-22	-0.0106 U	0.0319	0.00969
5DN-00010	50019	Nb-94	0.00787 U	0.0205	0.00619	50431	Nb-94	0.00826 U	0.0214	0.0063
5DN-00010	50019	Ni-59	-1.33 U	4.12	1.26	50431	Ni-59	-4.55 UJ	4.75	1.84
5DN-00010	50019	Ni-63	-0.141 U	1.35	0.4	50431	Ni-63	0.452	0.792	0.245
5DN-00010	50019	Np-236	0.0022 U	0.0458	0.0141	50431	Np-236	-0.00139 U	0.0329	0.00967
5DN-00010	50019	Np-239	-0.0119 U	0.165	0.0489	50431	Np-239	-0.033 U	0.134	0.0422
5DN-00010	50019	Pa-231	-0.00487 U	1.03	0.35	50431	Pa-231	-0.0532 U	0.87	0.27
5DN-00010	50019	Pb-212	2.07	0.0514	0.134	50431	Pb-212	1.84	0.0434	0.104
5DN-00010	50019	Pb-214	1.05	0.0433	0.0548	50431	Pb-214	1.02	0.0379	0.0498
5DN-00010	50019	Pm-147	-0.805 U	7.96	2.31	50431	Pm-147	-3.08 U	6.88	1.93
5DN-00010	50019	Pu-238	-0.00162 U	0.0462	0.011	50431	Pu-238	0.000855 UJ	0.0194	0.00376
5DN-00010	50019	Pu-239/240	-0.00631 U	0.0337	0.00588	50431	Pu-239/240	0.00304	0.00823	0.00304
5DN-00010	50019	Pu-244	0.00336	0.00909	0.00336	50431	Pu-244	0.00607	0.00823	0.0043
5DN-00010	50019	Sb-125	-0.00736 U	0.0648	0.0199	50431	Sb-125	-0.00623 U	0.0602	0.0178
5DN-00010	50019	Sn-126	-0.00428 U	0.0222	0.00672	50431	Sn-126	0.00337 U	0.0235	0.00669
5DN-00010	50019	Sr-90	0.0821 U	0.203	0.0611	50431	Sr-90	0.0481 U	0.282	0.0791
5DN-00010	50019	Tc-99	-0.585 U	1.17	0.335	50431	Tc-99	-0.14 U	0.867	0.242
5DN-00010	50019	Th-228	1.55 J	0.181	0.156	50431	Th-228	1.83	0.15	0.179

Table A.3
Parent and Field Duplicate Results Summary
Subarea 5D, Round 1

Sample Location	Parent Sample					Field Duplicate Sample				
	Sample ID	Analyte Name	Activity	MDC	TPU	Sample ID	Analyte Name	Activity	MDC	TPU
5DN-00010	50019	Th-229	0.0532	0.0206	0.0203	50431	Th-229	0.04	0.0742	0.0241
5DN-00010	50019	Th-230	0.819	0.0704	0.092	50431	Th-230	0.861	0.0741	0.0993
5DN-00010	50019	Th-232	1.28	0.0557	0.121	50431	Th-232	1.42	0.0215	0.137
5DN-00010	50019	Tl-208	0.619	0.0246	0.0372	50431	Tl-208	0.595	0.026	0.0365
5DN-00010	50019	Tm-171	-2.49 U	24.5	8.27	50431	Tm-171	0.917 U	9.03	2.88
5DN-00010	50019	U-233/234	0.592	0.0705	0.071	50431	U-233/234	0.886	0.0775	0.107
5DN-00010	50019	U-235/236	0.0571	0.0526	0.0225	50431	U-235/236	0.0366	0.0248	0.0185
5DN-00010	50019	U-238	0.753	0.0426	0.0815	50431	U-238	0.698	0.0903	0.0923
5DN-00015	50028	Ac-227	-0.00166 U	0.178	0.0517	50426	Ac-227	-0.188 UJ	0.236	0.0873
5DN-00015	50028	Ac-228	1.45	0.0915	0.0688	50426	Ac-228	1.54	0.121	0.0744
5DN-00015	50028	Am-241	0.00802 U	0.035	0.00953	50426	Am-241	0.0013 U	0.0183	0.00405
5DN-00015	50028	Bi-212	1.2	0.147	0.103	50426	Bi-212	1.21	0.191	0.106
5DN-00015	50028	Bi-214	0.88	0.0284	0.0423	50426	Bi-214	0.964	0.0369	0.0478
5DN-00015	50028	Cd-113m	26 U	125	36.6	50426	Cd-113m	-89.2 U	161	53.5
5DN-00015	50028	Cm-243/244	-0.0151 U	0.0455	0.00905	50426	Cm-243/244	0.0119	0.00645	0.00535
5DN-00015	50028	Co-60	0.0000518 U	0.0171	0.00504	50426	Co-60	-0.00452 U	0.0228	0.00684
5DN-00015	50028	Cs-134	0.00948 SJ	0.0171	0.00608	50426	Cs-134	0.00465 U	0.0217	0.00727
5DN-00015	50028	Cs-137	0.00985	0.0178	0.00689	50426	Cs-137	-0.0124 U	0.0214	0.00706
5DN-00015	50028	Eu-152	-0.0131 U	0.0441	0.0145	50426	Eu-152	-0.00924 U	0.0594	0.0205
5DN-00015	50028	Eu-154	-0.0409 U	0.0956	0.0304	50426	Eu-154	-0.0237 U	0.119	0.0363

Table A.3
Parent and Field Duplicate Results Summary
Subarea 5D, Round 1

Sample Location	Parent Sample					Field Duplicate Sample				
	Sample ID	Analyte Name	Activity	MDC	TPU	Sample ID	Analyte Name	Activity	MDC	TPU
5DN-00015	50028	Eu-155	0.0587 SJ	0.0678	0.0257	50426	Eu-155	0.102 SJ	0.0924	0.0359
5DN-00015	50028	Ho-166m	-0.00905 U	0.0232	0.00754	50426	Ho-166m	-0.00517 U	0.0311	0.00927
5DN-00015	50028	I-129	0.2 U	0.445	0.124	50426	I-129	0.21 J	0.263	0.0741
5DN-00015	50028	K-40	19.2	0.123	1.08	50426	K-40	19.7	0.15	1.24
5DN-00015	50028	Na-22	-0.00586 U	0.0216	0.00669	50426	Na-22	-0.00938 U	0.0282	0.00871
5DN-00015	50028	Nb-94	0.00256 U	0.0144	0.00437	50426	Nb-94	-0.00618 U	0.0183	0.00566
5DN-00015	50028	Ni-59	-0.221 UJ	7.25	2.04	50426	Ni-59	-2.31 UJ	5.74	2.04
5DN-00015	50028	Ni-63	-0.403 U	1.23	0.363	50426	Ni-63	-0.362 U	1.42	0.42
5DN-00015	50028	Np-236	-0.0247 UJ	0.0335	0.0119	50426	Np-236	0.00585 U	0.0462	0.0142
5DN-00015	50028	Np-239	-0.0202 U	0.119	0.0376	50426	Np-239	0.0203 U	0.159	0.0489
5DN-00015	50028	Pa-231	-0.105 U	0.724	0.213	50426	Pa-231	0.121 U	0.99	0.318
5DN-00015	50028	Pb-212	1.85	0.0371	0.109	50426	Pb-212	1.99	0.0484	0.132
5DN-00015	50028	Pb-214	1.03	0.0308	0.0489	50426	Pb-214	1.08	0.0396	0.0559
5DN-00015	50028	Pm-147	-1.39 U	7.52	2.17	50426	Pm-147	-3.25 U	8.16	2.31
5DN-00015	50028	Pu-238	-0.00405 U	0.0216	0.00378	50426	Pu-238	-0.000367 U	0.0208	0.00433
5DN-00015	50028	Pu-239/240	0.000257 U	0.0215	0.00483	50426	Pu-239/240	0.00192 U	0.0207	0.00487
5DN-00015	50028	Pu-244	0.00334 U	0.0169	0.00431	50426	Pu-244	0.00292 U	0.0145	0.00363
5DN-00015	50028	Sb-125	0.00992 U	0.048	0.0142	50426	Sb-125	0.00711 U	0.0609	0.0181
5DN-00015	50028	Sn-126	-0.00345 U	0.0152	0.00474	50426	Sn-126	-0.0117 U	0.0201	0.00666
5DN-00015	50028	Sr-90	0.0563 U	0.366	0.104	50426	Sr-90	0.124 U	0.332	0.0995

Table A.3
Parent and Field Duplicate Results Summary
Subarea 5D, Round 1

Sample Location	Parent Sample					Field Duplicate Sample				
	Sample ID	Analyte Name	Activity	MDC	TPU	Sample ID	Analyte Name	Activity	MDC	TPU
5DN-00015	50028	Tc-99	-0.0898 U	0.961	0.271	50426	Tc-99	-0.369 U	0.967	0.262
5DN-00015	50028	Th-228	1.7 J	0.167	0.18	50426	Th-228	1.22	0.211	0.139
5DN-00015	50028	Th-229	0.02 U	0.108	0.0284	50426	Th-229	0.0389	0.0839	0.0259
5DN-00015	50028	Th-230	0.74	0.0929	0.0974	50426	Th-230	0.839	0.0722	0.0933
5DN-00015	50028	Th-232	1.21	0.027	0.129	50426	Th-232	1.01	0.057	0.104
5DN-00015	50028	Tl-208	0.591	0.0189	0.0326	50426	Tl-208	0.594	0.0239	0.0349
5DN-00015	50028	Tm-171	1.05 U	14.2	4.69	50426	Tm-171	-15.3 U	27.6	8.93
5DN-00015	50028	U-233/234	0.712	0.0602	0.0799	50426	U-233/234	0.665	0.0614	0.0769
5DN-00015	50028	U-235/236	0.0156	0.0435	0.0129	50426	U-235/236	0.0437	0.0444	0.0193
5DN-00015	50028	U-238	0.771	0.0436	0.0836	50426	U-238	0.83	0.0359	0.0882
5DN-00026	50056	Ac-227	-0.0103 U	0.196	0.0606	50427	Ac-227	-0.0721 U	0.178	0.0551
5DN-00026	50056	Ac-228	1.29	0.0958	0.0629	50427	Ac-228	1.42	0.093	0.0668
5DN-00026	50056	Am-241	0.00698 U	0.0225	0.00637	50427	Am-241	0.0111 UJ	0.0275	0.00824
5DN-00026	50056	Bi-212	1	0.159	0.0895	50427	Bi-212	1.07	0.15	0.0886
5DN-00026	50056	Bi-214	0.752	0.0296	0.037	50427	Bi-214	0.958	0.0276	0.0461
5DN-00026	50056	Cd-113m	-22.6 U	133	43.2	50427	Cd-113m	-31.6 U	120	37.1
5DN-00026	50056	Cm-243/244	0.00155 U	0.0267	0.0065	50427	Cm-243/244	0.000309 UJ	0.0258	0.0058
5DN-00026	50056	Co-60	-0.0033 U	0.0184	0.00548	50427	Co-60	0.00235 U	0.0176	0.00515
5DN-00026	50056	Cs-134	-0.002 U	0.017	0.00579	50427	Cs-134	-0.00219 U	0.0158	0.00552
5DN-00026	50056	Cs-137	0.0000618 UJ	0.0179	0.00522	50427	Cs-137	0.0161 J	0.0172	0.00667

Table A.3
Parent and Field Duplicate Results Summary
Subarea 5D, Round 1

Sample Location	Parent Sample					Field Duplicate Sample				
	Sample ID	Analyte Name	Activity	MDC	TPU	Sample ID	Analyte Name	Activity	MDC	TPU
5DN-00026	50056	Eu-152	-0.00785 U	0.049	0.0193	50427	Eu-152	-0.00333 U	0.0446	0.0136
5DN-00026	50056	Eu-154	-0.0115 U	0.106	0.0319	50427	Eu-154	0.0202 U	0.0921	0.0306
5DN-00026	50056	Eu-155	0.0613 JS	0.0776	0.0267	50427	Eu-155	0.0873 JS	0.0668	0.0229
5DN-00026	50056	Ho-166m	-0.00477 U	0.0256	0.00764	50427	Ho-166m	-0.00334 U	0.0249	0.00765
5DN-00026	50056	I-129	0.063 U	0.303	0.0568	50427	I-129	-0.11 U	0.211	0.0708
5DN-00026	50056	K-40	17.4	0.117	1.09	50427	K-40	19.5	0.116	1.1
5DN-00026	50056	Na-22	0.00287 U	0.0247	0.00719	50427	Na-22	-0.00306 U	0.0215	0.00649
5DN-00026	50056	Nb-94	0.00196 U	0.0153	0.00448	50427	Nb-94	0.00952 JS	0.0151	0.00495
5DN-00026	50056	Ni-59	1.36 UJ	3.93	1.03	50427	Ni-59	0.123 UJ	2.96	0.766
5DN-00026	50056	Ni-63	0.624	1.03	0.321	50427	Ni-63	0.986	1.25	0.398
5DN-00026	50056	Np-236	0.00254 U	0.0396	0.0122	50427	Np-236	-0.0111 U	0.0338	0.0106
5DN-00026	50056	Np-239	0.00857 U	0.133	0.0408	50427	Np-239	0.00278 U	0.121	0.0376
5DN-00026	50056	Pa-231	-0.337 U	0.801	0.286	50427	Pa-231	0.187 U	0.767	0.233
5DN-00026	50056	Pb-212	1.56	0.0396	0.103	50427	Pb-212	1.81	0.0363	0.106
5DN-00026	50056	Pb-214	0.819	0.0338	0.0443	50427	Pb-214	1.04	0.0308	0.05
5DN-00026	50056	Pm-147	-0.698 U	6.19	1.78	50427	Pm-147	0.492 U	6.99	2.06
5DN-00026	50056	Pu-238	0.000583 U	0.0133	0.00257	50427	Pu-238	0.0096 U	0.0463	0.0128
5DN-00026	50056	Pu-239/240	0.00324 U	0.0164	0.00417	50427	Pu-239/240	0.00484 U	0.0245	0.00624
5DN-00026	50056	Pu-244	0.00622	0.00562	0.00361	50427	Pu-244	0.00621	0.00841	0.0044
5DN-00026	50056	Sb-125	-0.00496 U	0.0498	0.0149	50427	Sb-125	-0.00486 U	0.0458	0.0137

Table A.3
Parent and Field Duplicate Results Summary
Subarea 5D, Round 1

Sample Location	Parent Sample					Field Duplicate Sample				
	Sample ID	Analyte Name	Activity	MDC	TPU	Sample ID	Analyte Name	Activity	MDC	TPU
5DN-00026	50056	Sn-126	0.000375 U	0.0172	0.00503	50427	Sn-126	-0.000831 U	0.0159	0.00484
5DN-00026	50056	Sr-90	-0.0786 U	0.207	0.0519	50427	Sr-90	0.273	0.268	0.0926
5DN-00026	50056	Tc-99	-0.537 U	1.7	0.485	50427	Tc-99	-0.0992 U	1.58	0.459
5DN-00026	50056	Th-228	1.63	0.0852	0.147	50427	Th-228	1.66 J	0.206	0.178
5DN-00026	50056	Th-229	0.0738	0.0696	0.027	50427	Th-229	0.0626	0.0831	0.0299
5DN-00026	50056	Th-230	0.93	0.0695	0.094	50427	Th-230	0.919	0.0657	0.108
5DN-00026	50056	Th-232	1.43	0.0164	0.125	50427	Th-232	1.26	0.0655	0.133
5DN-00026	50056	Tl-208	0.482	0.0193	0.0282	50427	Tl-208	0.545	0.0188	0.0313
5DN-00026	50056	Tm-171	-7.6 U	22.6	6.88	50427	Tm-171	-5.34 U	13.7	4.78
5DN-00026	50056	U-233/234	0.685	0.0443	0.0804	50427	U-233/234	0.75	0.0354	0.0851
5DN-00026	50056	U-235/236	0.0555	0.0188	0.02	50427	U-235/236	0.0294	0.0438	0.0163
5DN-00026	50056	U-238	0.58	0.0358	0.0715	50427	U-238	0.686	0.0354	0.08
5DN-00036	50083	Ac-227	-0.0427 U	0.132	0.0404	50425	Ac-227	-0.0803 U	0.165	0.055
5DN-00036	50083	Ac-228	1.56	0.0698	0.0691	50425	Ac-228	1.37	0.105	0.067
5DN-00036	50083	Am-241	0.0121	0.0146	0.00587	50425	Am-241	0.00226 U	0.0244	0.00575
5DN-00036	50083	Bi-212	1.29	0.111	0.0859	50425	Bi-212	1.03 J	0.26	0.259
5DN-00036	50083	Bi-214	0.98	0.0205	0.0435	50425	Bi-214	0.898	0.0282	0.0459
5DN-00036	50083	Cd-113m	11.9 U	88.8	26.2	50425	Cd-113m	39.1 U	115	36
5DN-00036	50083	Cm-243/244	0.00533	0.0149	0.00439	50425	Cm-243/244	0.00309 U	0.0276	0.00679
5DN-00036	50083	Co-60	0.00117 U	0.0136	0.00391	50425	Co-60	-0.00203 U	0.0183	0.00535

Table A.3
Parent and Field Duplicate Results Summary
Subarea 5D, Round 1

Sample Location	Parent Sample					Field Duplicate Sample				
	Sample ID	Analyte Name	Activity	MDC	TPU	Sample ID	Analyte Name	Activity	MDC	TPU
5DN-00036	50083	Cs-134	0.000972 U	0.0124	0.00433	50425	Cs-134	0.00226 U	0.0176	0.00602
5DN-00036	50083	Cs-137	0.0277	0.0114	0.00506	50425	Cs-137	0.00102 U	0.0196	0.00652
5DN-00036	50083	Eu-152	-0.00627 U	0.0338	0.0106	50425	Eu-152	0.0242 J	0.0442	0.0161
5DN-00036	50083	Eu-154	-0.0214 U	0.0686	0.0214	50425	Eu-154	-0.0524 U	0.0951	0.0319
5DN-00036	50083	Eu-155	0.084 JS	0.0471	0.0205	50425	Eu-155	0.048 JS	0.0561	0.0196
5DN-00036	50083	Ho-166m	-0.00203 U	0.0187	0.00551	50425	Ho-166m	0.00732 U	0.0278	0.00808
5DN-00036	50083	I-129	-0.0569 U	0.244	0.0636	50425	I-129	0.0889 U	0.434	0.121
5DN-00036	50083	K-40	20.2	0.0899	1.13	50425	K-40	17.8	0.12	0.963
5DN-00036	50083	Na-22	0.0132 J	0.0167	0.00573	50425	Na-22	-0.00176 U	0.0244	0.00709
5DN-00036	50083	Nb-94	0.00346 U	0.0108	0.00322	50425	Nb-94	0.00372 U	0.0154	0.00448
5DN-00036	50083	Ni-59	-0.142 U	4.64	1.29	50425	Ni-59	-1.43 U	3.88	1.16
5DN-00036	50083	Ni-63	0.671	1.1	0.34	50425	Ni-63	0.312 U	1.13	0.342
5DN-00036	50083	Np-236	-0.0031 U	0.0245	0.00755	50425	Np-236	-0.0125 U	0.0275	0.0086
5DN-00036	50083	Np-239	-0.0192 U	0.0885	0.0265	50425	Np-239	-0.0401 U	0.104	0.0335
5DN-00036	50083	Pa-231	0.0761 U	0.548	0.168	50425	Pa-231	-0.166 U	0.68	0.215
5DN-00036	50083	Pb-212	1.96	0.03	0.117	50425	Pb-212	1.7	0.0337	0.0952
5DN-00036	50083	Pb-214	1.11	0.0231	0.051	50425	Pb-214	0.937	0.0295	0.047
5DN-00036	50083	Pm-147	1.23 U	7.84	2.33	50425	Pm-147	6.71	7.74	2.48
5DN-00036	50083	Pu-238	0.00278 U	0.0138	0.00344	50425	Pu-238	0	0.00591	0.00218
5DN-00036	50083	Pu-239/240	-0.00345 U	0.0235	0.00463	50425	Pu-239/240	0.0136	0.0138	0.00599

Table A.3
Parent and Field Duplicate Results Summary
Subarea 5D, Round 1

Sample Location	Parent Sample					Field Duplicate Sample				
	Sample ID	Analyte Name	Activity	MDC	TPU	Sample ID	Analyte Name	Activity	MDC	TPU
5DN-00036	50083	Pu-244	-0.00155 U	0.0137	0.00266	50425	Pu-244	0.000608 U	0.0138	0.00268
5DN-00036	50083	Sb-125	-0.0025 U	0.035	0.0106	50425	Sb-125	0.0103 U	0.0471	0.0139
5DN-00036	50083	Sn-126	0.0045 U	0.012	0.00361	50425	Sn-126	0.0127 J	0.0184	0.0059
5DN-00036	50083	Sr-90	0.163	0.246	0.0794	50425	Sr-90	-0.00869 U	0.163	0.0421
5DN-00036	50083	Tc-99	-0.278 U	0.934	0.255	50425	Tc-99	-0.332 U	1.24	0.342
5DN-00036	50083	Th-228	1.16	0.166	0.137	50425	Th-228	1.31	0.151	0.139
5DN-00036	50083	Th-229	0.0283	0.0705	0.0212	50425	Th-229	0.0647	0.0195	0.0219
5DN-00036	50083	Th-230	0.768	0.0215	0.092	50425	Th-230	0.739	0.0528	0.0856
5DN-00036	50083	Th-232	0.908	0.0214	0.102	50425	Th-232	0.987	0.0526	0.103
5DN-00036	50083	Tl-208	0.612	0.0138	0.0324	50425	Tl-208	0.538	0.0199	0.0331
5DN-00036	50083	Tm-171	-6.11 U	9.16	3.44	50425	Tm-171	-2.99 U	7.34	2.62
5DN-00036	50083	U-233/234	0.651	0.0496	0.0711	50425	U-233/234	0.728	0.0394	0.0806
5DN-00036	50083	U-235/236	0.0225	0.0334	0.0124	50425	U-235/236	0.059	0.0487	0.0218
5DN-00036	50083	U-238	0.647	0.0581	0.0713	50425	U-238	0.791	0.0544	0.0861
5DN-00046	50105	Ac-227	0.000408 U	0.185	0.0542	50428	Ac-227	-0.0882 U	0.191	0.0601
5DN-00046	50105	Ac-228	1.41	0.0939	0.0663	50428	Ac-228	1.49	0.0967	0.071
5DN-00046	50105	Am-241	0.00745 U	0.0238	0.00673	50428	Am-241	-0.00166 U	0.019	0.00382
5DN-00046	50105	Bi-212	1.22	0.154	0.103	50428	Bi-212	1.21	0.151	0.0996
5DN-00046	50105	Bi-214	1.08	0.0276	0.0504	50428	Bi-214	1.08	0.0285	0.0504
5DN-00046	50105	Cd-113m	4.02 U	125	36.5	50428	Cd-113m	29.1 U	132	38.7

Table A.3
Parent and Field Duplicate Results Summary
Subarea 5D, Round 1

Sample Location	Parent Sample					Field Duplicate Sample				
	Sample ID	Analyte Name	Activity	MDC	TPU	Sample ID	Analyte Name	Activity	MDC	TPU
5DN-00046	50105	Cm-243/244	-0.00856 U	0.0382	0.00811	50428	Cm-243/244	0.00193	0.00522	0.00193
5DN-00046	50105	Co-60	-0.00514 U	0.0182	0.00545	50428	Co-60	0.000164 U	0.0189	0.00556
5DN-00046	50105	Cs-134	0.00467 U	0.0165	0.00573	50428	Cs-134	-0.0113 U	0.0168	0.00665
5DN-00046	50105	Cs-137	0.000829 U	0.0161	0.0053	50428	Cs-137	-0.0117 U	0.0168	0.00599
5DN-00046	50105	Eu-152	-0.0244 U	0.0455	0.0154	50428	Eu-152	-0.0185 U	0.0493	0.0165
5DN-00046	50105	Eu-154	-0.0379 U	0.0997	0.0316	50428	Eu-154	-0.0728 UJ	0.0973	0.0347
5DN-00046	50105	Eu-155	0.107 JS	0.0656	0.0251	50428	Eu-155	0.0464 JS	0.0729	0.0242
5DN-00046	50105	Ho-166m	0.00475 U	0.0257	0.00746	50428	Ho-166m	0.00721 U	0.0281	0.00857
5DN-00046	50105	I-129	-0.026 U	0.371	0.0902	50428	I-129	-0.0705 U	0.265	0.0716
5DN-00046	50105	K-40	20.7	0.124	1.17	50428	K-40	20	0.129	1.13
5DN-00046	50105	Na-22	0.00225 U	0.0227	0.00676	50428	Na-22	0.00502 U	0.0248	0.00734
5DN-00046	50105	Nb-94	0.0105 J	0.0149	0.00483	50428	Nb-94	0.00493 U	0.0157	0.00482
5DN-00046	50105	Ni-59	-1.13 U	4.66	1.34	50428	Ni-59	0.464 U	5.27	1.46
5DN-00046	50105	Ni-63	0.51 U	1.19	0.365	50428	Ni-63	-0.451 U	1.17	0.344
5DN-00046	50105	Np-236	-0.017 U	0.0334	0.0111	50428	Np-236	-0.00531 U	0.0357	0.0109
5DN-00046	50105	Np-239	0.0422 UJ	0.123	0.037	50428	Np-239	0.00225 UJ	0.127	0.0394
5DN-00046	50105	Pa-231	0.16 U	0.759	0.232	50428	Pa-231	0.247 U	0.829	0.246
5DN-00046	50105	Pb-212	1.82	0.0378	0.109	50428	Pb-212	1.83	0.0387	0.108
5DN-00046	50105	Pb-214	1.21	0.0318	0.0578	50428	Pb-214	1.18	0.0339	0.0567
5DN-00046	50105	Pm-147	-0.0501 U	6.4	1.86	50428	Pm-147	4.08	6.29	1.97

Table A.3
Parent and Field Duplicate Results Summary
Subarea 5D, Round 1

Sample Location	Parent Sample					Field Duplicate Sample				
	Sample ID	Analyte Name	Activity	MDC	TPU	Sample ID	Analyte Name	Activity	MDC	TPU
5DN-00046	50105	Pu-238	0.0134	0.019	0.00687	50428	Pu-238	0.0152	0.0154	0.00669
5DN-00046	50105	Pu-239/240	-0.00346 U	0.0189	0.00343	50428	Pu-239/240	-0.00174 U	0.0154	0.00298
5DN-00046	50105	Pu-244	0.00855	0.0189	0.00592	50428	Pu-244	0.00724	0.00654	0.0042
5DN-00046	50105	Sb-125	-0.0107 U	0.0454	0.0139	50428	Sb-125	0.0167 U	0.0502	0.0151
5DN-00046	50105	Sn-126	0.00229 U	0.016	0.0046	50428	Sn-126	-0.00124 U	0.0172	0.00523
5DN-00046	50105	Sr-90	0.00828 U	0.282	0.073	50428	Sr-90	0.0199 U	0.296	0.0796
5DN-00046	50105	Tc-99	0.0207 U	1.12	0.332	50428	Tc-99	0.0989 U	1.04	0.309
5DN-00046	50105	Th-228	1.79	0.0793	0.162	50428	Th-228	1.67	0.0904	0.153
5DN-00046	50105	Th-229	0.0698	0.0189	0.0224	50428	Th-229	0.0208 U	0.0979	0.0269
5DN-00046	50105	Th-230	0.877	0.0189	0.0929	50428	Th-230	0.9	0.0746	0.0958
5DN-00046	50105	Th-232	1.45	0.0188	0.13	50428	Th-232	1.45	0.0508	0.13
5DN-00046	50105	Tl-208	0.541	0.0187	0.0313	50428	Tl-208	0.567	0.0199	0.0322
5DN-00046	50105	Tm-171	1.95 U	12.3	4.15	50428	Tm-171	-2.61 U	14.6	4.89
5DN-00046	50105	U-232	0.00969 U	0.0673	0.0174	50428	U-232	0.00664 U	0.0913	0.0236
5DN-00046	50105	U-233/234	0.68	0.0447	0.087	50428	U-233/234	0.725	0.0515	0.0919
5DN-00046	50105	U-235/236	0.0527	0.0362	0.019	50428	U-235/236	0.0545	0.045	0.0204
5DN-00046	50105	U-238	0.745	0.0447	0.0931	50428	U-238	0.823	0.0515	0.101
5DN-00055	50123	Ac-227	0.0351 U	0.141	0.0432	50429	Ac-227	-0.0192 U	0.175	0.0541
5DN-00055	50123	Ac-228	1.24	0.0734	0.0593	50429	Ac-228	1.16	0.11	0.0583
5DN-00055	50123	Am-241	0.0132	0.0133	0.00578	50429	Am-241	0.00871	0.0059	0.00438

Table A.3
Parent and Field Duplicate Results Summary
Subarea 5D, Round 1

Sample Location	Parent Sample					Field Duplicate Sample				
	Sample ID	Analyte Name	Activity	MDC	TPU	Sample ID	Analyte Name	Activity	MDC	TPU
5DN-00055	50123	Bi-212	0.981	0.11	0.0746	50429	Bi-212	1.07 J	0.166	0.111
5DN-00055	50123	Bi-214	0.715	0.022	0.0332	50429	Bi-214	0.72	0.0288	0.0383
5DN-00055	50123	Cd-113m	-0.715 U	93.9	29.5	50429	Cd-113m	14.3 U	117	35.8
5DN-00055	50123	Cm-243/244	0.00213	0.00579	0.00214	50429	Cm-243/244	-0.00418 U	0.0223	0.0039
5DN-00055	50123	Co-60	0.00482 U	0.0141	0.00426	50429	Co-60	0.0161 J	0.0248	0.00761
5DN-00055	50123	Cs-134	0.00534 U	0.013	0.00456	50429	Cs-134	-0.0109 U	0.0183	0.00712
5DN-00055	50123	Cs-137	0.0269	0.0123	0.00932	50429	Cs-137	0.00832 U	0.0211	0.0065
5DN-00055	50123	Eu-152	-0.0044 U	0.0337	0.0129	50429	Eu-152	0.0114 U	0.0459	0.015
5DN-00055	50123	Eu-154	-0.0391 U	0.0713	0.0234	50429	Eu-154	0.011 U	0.117	0.0392
5DN-00055	50123	Eu-155	0.067 JS	0.051	0.0178	50429	Eu-155	0.0956 JS	0.0528	0.0238
5DN-00055	50123	Ho-166m	-0.00287 U	0.0192	0.00586	50429	Ho-166m	-0.003 U	0.03	0.00868
5DN-00055	50123	I-129	-0.0166 U	0.295	0.0683	50429	I-129	0.0657 U	0.411	0.115
5DN-00055	50123	K-40	18	0.0849	1.07	50429	K-40	16.7	0.155	0.93
5DN-00055	50123	Na-22	-0.0101 U	0.0165	0.00563	50429	Na-22	-0.00589 U	0.0258	0.00763
5DN-00055	50123	Nb-94	0.0101 J	0.0115	0.00408	50429	Nb-94	0.00155 U	0.0179	0.0051
5DN-00055	50123	Ni-59	-1.91 U	4.3	1.37	50429	Ni-59	0.334 UJ	4.38	1.21
5DN-00055	50123	Ni-63	0.259 U	1.01	0.307	50429	Ni-63	0.384 U	1.09	0.331
5DN-00055	50123	Np-236	-0.00951 U	0.0256	0.00847	50429	Np-236	-0.013 U	0.0272	0.00957
5DN-00055	50123	Np-239	-0.0132 UJ	0.0937	0.0286	50429	Np-239	0.0222 U	0.115	0.035
5DN-00055	50123	Pa-231	-0.236 U	0.569	0.191	50429	Pa-231	-0.0544 U	0.727	0.225

Table A.3
Parent and Field Duplicate Results Summary
Subarea 5D, Round 1

Sample Location	Parent Sample					Field Duplicate Sample				
	Sample ID	Analyte Name	Activity	MDC	TPU	Sample ID	Analyte Name	Activity	MDC	TPU
5DN-00055	50123	Pb-212	1.59	0.0281	0.0968	50429	Pb-212	1.42	0.0347	0.0804
5DN-00055	50123	Pb-214	0.766	0.024	0.0381	50429	Pb-214	0.728	0.032	0.036
5DN-00055	50123	Pm-147	3.53	6.31	1.95	50429	Pm-147	1.06 U	6.53	1.93
5DN-00055	50123	Pu-238	-0.000352 U	0.0199	0.00415	50429	Pu-238	-0.000364 U	0.0206	0.00429
5DN-00055	50123	Pu-239/240	0.00719	0.014	0.00467	50429	Pu-239/240	0.0097	0.0144	0.00535
5DN-00055	50123	Pu-244	0.0138	0.014	0.00605	50429	Pu-244	0.00227	0.00614	0.00227
5DN-00055	50123	Sb-125	-0.00625 U	0.0356	0.0106	50429	Sb-125	0.0184 U	0.0506	0.0151
5DN-00055	50123	Sn-126	0.00524 U	0.0125	0.00387	50429	Sn-126	-0.0118 U	0.0177	0.006
5DN-00055	50123	Sr-90	0.0172 U	0.236	0.0656	50429	Sr-90	-0.0875 U	0.209	0.0503
5DN-00055	50123	Tc-99	-0.000074 U	1.1	0.325	50429	Tc-99	-0.0556 U	1.18	0.347
5DN-00055	50123	Th-228	1.62	0.0902	0.146	50429	Th-228	1.53 J	0.0319	0.165
5DN-00055	50123	Th-229	0.0124 U	0.0577	0.0152	50429	Th-229	0.0467	0.0874	0.0284
5DN-00055	50123	Th-230	0.806	0.0456	0.085	50429	Th-230	0.713	0.0261	0.0941
5DN-00055	50123	Th-232	1.24	0.0168	0.113	50429	Th-232	1.1	0.0869	0.125
5DN-00055	50123	Tl-208	0.474	0.0139	0.0264	50429	Tl-208	0.472	0.0207	0.0289
5DN-00055	50123	Tm-171	-1.93 U	9.68	3.43	50429	Tm-171	0.656 U	7.56	2.41
5DN-00055	50123	U-233/234	0.618	0.0524	0.0777	50429	U-233/234	0.662	0.0135	0.0748
5DN-00055	50123	U-235/236	0.0461	0.0381	0.0172	50429	U-235/236	0.0508	0.0391	0.0193
5DN-00055	50123	U-238	0.683	0.013	0.0828	50429	U-238	0.702	0.0316	0.0782
5DN-00088	50179	Ac-227	0.0412 U	0.17	0.0513	50424	Ac-227	0.0599 U	0.185	0.0549

Table A.3
Parent and Field Duplicate Results Summary
Subarea 5D, Round 1

Sample Location	Parent Sample					Field Duplicate Sample				
	Sample ID	Analyte Name	Activity	MDC	TPU	Sample ID	Analyte Name	Activity	MDC	TPU
5DN-00088	50179	Ac-228	1.35	0.0864	0.0644	50424	Ac-228	1.49	0.0973	0.0711
5DN-00088	50179	Am-241	0.00996	0.0221	0.00689	50424	Am-241	-0.00614 U	0.0358	0.00813
5DN-00088	50179	Bi-212	1.13	0.138	0.0913	50424	Bi-212	1.27	0.15	0.0973
5DN-00088	50179	Bi-214	0.949	0.0249	0.0438	50424	Bi-214	0.938	0.028	0.044
5DN-00088	50179	Cd-113m	95.1 J	118	42.1	50424	Cd-113m	53.6 U	124	37.8
5DN-00088	50179	Cm-243/244	-0.00252 U	0.0288	0.00579	50424	Cm-243/244	0.00639 U	0.0278	0.00758
5DN-00088	50179	Co-60	0.00696 U	0.0161	0.00489	50424	Co-60	0.00137 U	0.0182	0.00533
5DN-00088	50179	Cs-134	0.0091 SJ	0.015	0.00523	50424	Cs-134	-0.00127 U	0.016	0.00556
5DN-00088	50179	Cs-137	-0.00583 U	0.0145	0.00453	50424	Cs-137	-0.00319 U	0.016	0.00568
5DN-00088	50179	Eu-152	0.00328 U	0.0414	0.0142	50424	Eu-152	0.0173 U	0.0449	0.0162
5DN-00088	50179	Eu-154	-0.0714 UJ	0.081	0.0305	50424	Eu-154	-0.0497 U	0.0892	0.0296
5DN-00088	50179	Eu-155	0.0706 SJ	0.0647	0.0257	50424	Eu-155	0.0321 U	0.0693	0.022
5DN-00088	50179	H-3	3.93	7.7	2.36	50424	H-3	3.62	7.38	2.25
5DN-00088	50179	Ho-166m	-0.00626 U	0.0226	0.00685	50424	Ho-166m	-0.00227 U	0.0258	0.00791
5DN-00088	50179	K-40	18	0.111	1.03	50424	K-40	19.6	0.103	1.1
5DN-00088	50179	Na-22	0.00542 U	0.0193	0.0058	50424	Na-22	-0.00335 U	0.0226	0.00682
5DN-00088	50179	Nb-94	0.00679 SJ	0.0134	0.00413	50424	Nb-94	-0.00102 U	0.0148	0.00452
5DN-00088	50179	Ni-59	-0.233 UJ	4.96	1.64	50424	Ni-59	-0.547 UJ	5.28	1.51
5DN-00088	50179	Ni-63	-0.498 U	1.29	0.38	50424	Ni-63	-0.301 U	1.24	0.367
5DN-00088	50179	Np-236	0.0196 SJ	0.0333	0.0107	50424	Np-236	0.00393 U	0.0345	0.0104

Table A.3
Parent and Field Duplicate Results Summary
Subarea 5D, Round 1

Sample Location	Parent Sample					Field Duplicate Sample				
	Sample ID	Analyte Name	Activity	MDC	TPU	Sample ID	Analyte Name	Activity	MDC	TPU
5DN-00088	50179	Np-239	0.000322 U	0.115	0.0342	50424	Np-239	-0.0321 U	0.12	0.0385
5DN-00088	50179	Pa-231	-0.0066 U	0.697	0.208	50424	Pa-231	0.573 J	0.78	0.259
5DN-00088	50179	Pb-212	1.69	0.0359	0.107	50424	Pb-212	1.9	0.0375	0.112
5DN-00088	50179	Pb-214	1.04	0.0296	0.0515	50424	Pb-214	1.06	0.031	0.0507
5DN-00088	50179	Pu-238	0.00336 U	0.0167	0.00417	50424	Pu-238	0.00688	0.00622	0.00398
5DN-00088	50179	Pu-239/240	-0.00157 U	0.0285	0.00618	50424	Pu-239/240	0.0042 U	0.0207	0.00538
5DN-00088	50179	Pu-244	0	0.00708	0.00261	50424	Pu-244	0.000639 U	0.0145	0.00281
5DN-00088	50179	Sb-125	0.0116 U	0.0444	0.0135	50424	Sb-125	0.00807 U	0.0469	0.0139
5DN-00088	50179	Sn-126	-0.00289 U	0.0146	0.00435	50424	Sn-126	-0.000177 U	0.0158	0.00478
5DN-00088	50179	Sr-90	0.28	0.196	0.0778	50424	Sr-90	0.2 U	0.367	0.114
5DN-00088	50179	Tc-99	-0.459 U	0.889	0.237	50424	Tc-99	-0.354 U	0.923	0.251
5DN-00088	50179	Th-228	1.84 J	0.11	0.189	50424	Th-228	1.66	0.161	0.136
5DN-00088	50179	Th-229	0 U	0.1	0.0228	50424	Th-229	0.0351	0.0752	0.023
5DN-00088	50179	Th-230	0.871	0.0682	0.106	50424	Th-230	0.909	0.0538	0.0807
5DN-00088	50179	Th-232	1.42	0.068	0.146	50424	Th-232	1.29	0.0463	0.101
5DN-00088	50179	Tl-208	0.509	0.0175	0.0292	50424	Tl-208	0.553	0.0196	0.0311
5DN-00088	50179	Tm-171	-7.13 U	13	4.88	50424	Tm-171	-1.24 U	14.3	4.78
5DN-00088	50179	U-233/234	0.647	0.029	0.064	50424	U-233/234	0.766	0.0472	0.075
5DN-00088	50179	U-235/236	0.0298	0.0359	0.0138	50424	U-235/236	0.045	0.0136	0.0153
5DN-00088	50179	U-238	0.836	0.00998	0.0767	50424	U-238	0.733	0.0258	0.0721

Table A.3
Parent and Field Duplicate Results Summary
Subarea 5D, Round 1

Sample Location	Parent Sample					Field Duplicate Sample				
	Sample ID	Analyte Name	Activity	MDC	TPU	Sample ID	Analyte Name	Activity	MDC	TPU
5DN-00096	50195	Ac-227	-0.156 U	0.25	0.084	50417	Ac-227	-0.0978 U	0.235	0.0831
5DN-00096	50195	Ac-228	1.42	0.157	0.0741	50417	Ac-228	1.62	0.136	0.082
5DN-00096	50195	Am-241	0.00186	0.00503	0.00186	50417	Am-241	0.00666 U	0.0214	0.00607
5DN-00096	50195	Bi-212	1.08 J	0.235	0.128	50417	Bi-212	1.06 J	0.328	0.273
5DN-00096	50195	Bi-214	0.889	0.0445	0.0476	50417	Bi-214	1.05	0.0382	0.0536
5DN-00096	50195	Cd-113m	-80.3 U	170	54.5	50417	Cd-113m	36.7 U	164	54.6
5DN-00096	50195	Cm-243/244	-0.0022 U	0.0172	0.00303	50417	Cm-243/244	0.00802 U	0.0254	0.00727
5DN-00096	50195	Co-60	0.0178 J	0.0317	0.00951	50417	Co-60	-0.0156 U	0.025	0.00865
5DN-00096	50195	Cs-134	-0.00735 U	0.0248	0.00864	50417	Cs-134	0.00036 U	0.0229	0.00767
5DN-00096	50195	Cs-137	-0.00482 U	0.0272	0.00809	50417	Cs-137	-0.00358 U	0.0243	0.00725
5DN-00096	50195	Eu-152	-0.0395 U	0.0657	0.0238	50417	Eu-152	0.00778 U	0.0605	0.0204
5DN-00096	50195	Eu-154	-0.0671 U	0.156	0.0509	50417	Eu-154	-0.097 UJ	0.137	0.0477
5DN-00096	50195	Eu-155	0.067 SJ	0.0915	0.0316	50417	Eu-155	0.0919 SJ	0.0853	0.0369
5DN-00096	50195	Ho-166m	0.00193 U	0.0409	0.0119	50417	Ho-166m	-0.00158 U	0.0358	0.0106
5DN-00096	50195	K-40	18.7	0.197	1.09	50417	K-40	22.5	0.181	1.39
5DN-00096	50195	Na-22	0.00242 U	0.0363	0.0104	50417	Na-22	-0.0024 U	0.0319	0.00946
5DN-00096	50195	Nb-94	0.0164 SJ	0.0241	0.00771	50417	Nb-94	0.00163 U	0.0205	0.006
5DN-00096	50195	Np-236	0.00687 U	0.0453	0.0139	50417	Np-236	-0.0102 U	0.0439	0.0135
5DN-00096	50195	Np-239	0.054 U	0.166	0.0498	50417	Np-239	-0.0793 U	0.157	0.0503
5DN-00096	50195	Pa-231	-0.117 U	1.05	0.323	50417	Pa-231	0.103 U	1	0.318

Table A.3
Parent and Field Duplicate Results Summary
Subarea 5D, Round 1

Sample Location	Parent Sample					Field Duplicate Sample				
	Sample ID	Analyte Name	Activity	MDC	TPU	Sample ID	Analyte Name	Activity	MDC	TPU
5DN-00096	50195	Pb-212	1.85	0.0503	0.11	50417	Pb-212	2.07	0.0494	0.124
5DN-00096	50195	Pb-214	1.05	0.0466	0.0546	50417	Pb-214	1.17	0.0436	0.0576
5DN-00096	50195	Pu-238	0.00425	0.00576	0.00301	50417	Pu-238	0.00713	0.0199	0.00587
5DN-00096	50195	Pu-239/240	0.00271 U	0.0135	0.00336	50417	Pu-239/240	-0.000498 UJ	0.0282	0.00587
5DN-00096	50195	Pu-244	0.00271 U	0.0135	0.00336	50417	Pu-244	0.00933	0.00843	0.0054
5DN-00096	50195	Sb-125	-0.012 U	0.0718	0.022	50417	Sb-125	0.00935 U	0.0649	0.0195
5DN-00096	50195	Sn-126	0.00282 U	0.0256	0.00739	50417	Sn-126	0.00333 U	0.0232	0.0068
5DN-00096	50195	Sr-90	0.254	0.336	0.11	50417	Sr-90	0.0635 U	0.291	0.0837
5DN-00096	50195	Th-228	1.47 J	0.176	0.172	50417	Th-228	1.45 L	0.115	0.14
5DN-00096	50195	Th-229	0.0809	0.0939	0.0354	50417	Th-229	-0.00664 UL	0.0716	0.0149
5DN-00096	50195	Th-230	0.878	0.0273	0.11	50417	Th-230	0.888 L	0.0616	0.0935
5DN-00096	50195	Th-232	1.15	0.0741	0.132	50417	Th-232	1.35 L	0.0614	0.124
5DN-00096	50195	Tl-208	0.579	0.0299	0.0364	50417	Tl-208	0.613	0.0263	0.0372
5DN-00096	50195	Tm-171	-5.82 U	17.5	6.07	50417	Tm-171	-10.8 U	21.4	7.56
5DN-00096	50195	U-233/234	0.742	0.0603	0.0761	50417	U-233/234	0.787	0.0326	0.0822
5DN-00096	50195	U-235/236	0.0412	0.043	0.0175	50417	U-235/236	0.0243	0.0573	0.0175
5DN-00096	50195	U-238	0.845	0.0399	0.0824	50417	U-238	0.845	0.0464	0.0867
5DN-00119	50238	Ac-227	-0.0579 U	0.174	0.0557	50414	Ac-227	-0.0218 U	0.188	0.0563
5DN-00119	50238	Ac-228	1.3	0.101	0.0617	50414	Ac-228	1.36	0.102	0.0659
5DN-00119	50238	Am-241	0.00903 U	0.0289	0.00824	50414	Am-241	0.0011 U	0.0155	0.00344

Table A.3
Parent and Field Duplicate Results Summary
Subarea 5D, Round 1

Sample Location	Parent Sample					Field Duplicate Sample				
	Sample ID	Analyte Name	Activity	MDC	TPU	Sample ID	Analyte Name	Activity	MDC	TPU
5DN-00119	50238	Bi-212	0.944	0.145	0.0888	50414	Bi-212	0.982	0.152	0.0871
5DN-00119	50238	Bi-214	0.799	0.0283	0.0391	50414	Bi-214	0.885	0.0302	0.0435
5DN-00119	50238	Cd-113m	9.7 U	119	36.5	50414	Cd-113m	52.1 U	130	41.5
5DN-00119	50238	Cm-243/244	-0.00402 U	0.0372	0.00844	50414	Cm-243/244	-0.0108 U	0.0321	0.0066
5DN-00119	50238	Co-60	-0.0103 U	0.0174	0.00601	50414	Co-60	-0.000696 U	0.0179	0.00533
5DN-00119	50238	Cs-134	0.00159 U	0.0174	0.00593	50414	Cs-134	0.0072 U	0.0175	0.00589
5DN-00119	50238	Cs-137	0.0395	0.0152	0.00723	50414	Cs-137	0.0273	0.0167	0.00672
5DN-00119	50238	Eu-152	-0.0319 UJ	0.043	0.0149	50414	Eu-152	-0.0144 U	0.0459	0.0163
5DN-00119	50238	Eu-154	0.00572 U	0.0933	0.0313	50414	Eu-154	-0.0498 U	0.0961	0.0317
5DN-00119	50238	Eu-155	0.037 SJ	0.0667	0.0211	50414	Eu-155	0.0897 SJ	0.0694	0.0283
5DN-00119	50238	Ho-166m	0.0000142 U	0.0243	0.00735	50414	Ho-166m	-0.00194 U	0.0256	0.00748
5DN-00119	50238	K-40	21.4	0.123	1.22	50414	K-40	22.2	0.119	1.27
5DN-00119	50238	Na-22	0.00326 U	0.0239	0.00711	50414	Na-22	0.00533 U	0.0238	0.0071
5DN-00119	50238	Nb-94	0.00618 U	0.0151	0.00468	50414	Nb-94	0.00135 U	0.0146	0.00424
5DN-00119	50238	Np-236	-0.00518 U	0.0325	0.00964	50414	Np-236	-0.0203 U	0.0356	0.0119
5DN-00119	50238	Np-239	0.0428 U	0.116	0.0363	50414	Np-239	0.00159 U	0.127	0.0378
5DN-00119	50238	Pa-231	0.253 U	0.727	0.228	50414	Pa-231	-0.145 U	0.786	0.239
5DN-00119	50238	Pb-212	1.65	0.0364	0.0987	50414	Pb-212	1.71	0.0395	0.108
5DN-00119	50238	Pb-214	0.92	0.0304	0.045	50414	Pb-214	0.991	0.0329	0.0502
5DN-00119	50238	Pu-238	0.00949	0.0231	0.00695	50414	Pu-238	-0.00358 U	0.0196	0.00355

Table A.3
Parent and Field Duplicate Results Summary
Subarea 5D, Round 1

Sample Location	Parent Sample					Field Duplicate Sample				
	Sample ID	Analyte Name	Activity	MDC	TPU	Sample ID	Analyte Name	Activity	MDC	TPU
5DN-00119	50238	Pu-239/240	0.00293 U	0.0146	0.00364	50414	Pu-239/240	0.00248	0.00671	0.00248
5DN-00119	50238	Pu-244	-0.00101 U	0.0181	0.00327	50414	Pu-244	0.000693 U	0.0158	0.00305
5DN-00119	50238	Sb-125	0.0272 SJ	0.0475	0.0149	50414	Sb-125	0.0254 SJ	0.0503	0.0159
5DN-00119	50238	Sn-126	0.000241 U	0.016	0.00483	50414	Sn-126	-0.0037 U	0.0167	0.00498
5DN-00119	50238	Sr-90	0.0342 U	0.163	0.0471	50414	Sr-90	0.0304 U	0.13	0.0374
5DN-00119	50238	Th-228	1.21	0.129	0.135	50414	Th-228	1.47	0.127	0.148
5DN-00119	50238	Th-229	0.0864	0.0729	0.0309	50414	Th-229	0.0216	0.053	0.0162
5DN-00119	50238	Th-230	0.877	0.0577	0.0991	50414	Th-230	0.913	0.0195	0.0975
5DN-00119	50238	Th-232	1.12	0.0575	0.116	50414	Th-232	1.25	0.0194	0.12
5DN-00119	50238	Tl-208	0.505	0.0199	0.0288	50414	Tl-208	0.54	0.0195	0.0311
5DN-00119	50238	Tm-171	-2.59 U	14.5	5.06	50414	Tm-171	-9.08 U	14.5	5.56
5DN-00119	50238	U-233/234	0.882	0.0504	0.0963	50414	U-233/234	0.76	0.0365	0.0868
5DN-00119	50238	U-235/236	0.0157	0.0438	0.013	50414	U-235/236	0.0373	0.0451	0.0183
5DN-00119	50238	U-238	0.792	0.0354	0.0887	50414	U-238	0.913	0.0451	0.0992
5DN-00124	50248	Ac-227	-0.0732 U	0.189	0.0588	50415	Ac-227	0.0715 U	0.18	0.055
5DN-00124	50248	Ac-228	1.18	0.105	0.0595	50415	Ac-228	1.13	0.1	0.0557
5DN-00124	50248	Am-241	0.0023 U	0.0115	0.00286	50415	Am-241	0.000548 U	0.0299	0.00728
5DN-00124	50248	Bi-212	0.947 J	0.173	0.0999	50415	Bi-212	0.956	0.154	0.0892
5DN-00124	50248	Bi-214	0.856	0.0315	0.0425	50415	Bi-214	0.873	0.0294	0.0422
5DN-00124	50248	Cd-113m	20 U	130	39.4	50415	Cd-113m	36.3 U	120	37

Table A.3
Parent and Field Duplicate Results Summary
Subarea 5D, Round 1

Sample Location	Parent Sample					Field Duplicate Sample				
	Sample ID	Analyte Name	Activity	MDC	TPU	Sample ID	Analyte Name	Activity	MDC	TPU
5DN-00124	50248	Cm-243/244	0.000221 U	0.0185	0.00415	50415	Cm-243/244	-0.0014 U	0.0255	0.00553
5DN-00124	50248	Co-60	-0.000462 U	0.0206	0.00609	50415	Co-60	0.00263 U	0.0195	0.00567
5DN-00124	50248	Cs-134	0.00208 U	0.0188	0.00631	50415	Cs-134	0.00851 U	0.0177	0.00605
5DN-00124	50248	Cs-137	0.165	0.018	0.0121	50415	Cs-137	0.158	0.0164	0.0115
5DN-00124	50248	Eu-152	0.0103 U	0.0489	0.0158	50415	Eu-152	-0.0466 UJ	0.0433	0.0184
5DN-00124	50248	Eu-154	-0.0449 U	0.112	0.035	50415	Eu-154	0.00633 U	0.104	0.0298
5DN-00124	50248	Eu-155	0.0555 SJ	0.0722	0.025	50415	Eu-155	0.0683 SJ	0.0633	0.0268
5DN-00124	50248	Ho-166m	0.000247 U	0.0271	0.00799	50415	Ho-166m	-0.0041 U	0.0256	0.00767
5DN-00124	50248	K-40	20.2	0.139	1.24	50415	K-40	20.6	0.135	1.11
5DN-00124	50248	Na-22	-0.00243 U	0.0262	0.00781	50415	Na-22	0.00281 U	0.0246	0.00718
5DN-00124	50248	Nb-94	-0.000259 U	0.0159	0.00469	50415	Nb-94	0.00807 SJ	0.0153	0.00476
5DN-00124	50248	Np-236	-0.0195 U	0.0346	0.0115	50415	Np-236	0.00315 U	0.0329	0.01
5DN-00124	50248	Np-239	0.00533 U	0.123	0.0357	50415	Np-239	-0.0675 U	0.113	0.0372
5DN-00124	50248	Pa-231	0.0624 U	0.765	0.256	50415	Pa-231	-0.432 U	0.704	0.236
5DN-00124	50248	Pb-212	1.56	0.0365	0.0938	50415	Pb-212	1.46	0.0355	0.0843
5DN-00124	50248	Pb-214	0.971	0.032	0.0482	50415	Pb-214	0.952	0.0321	0.0464
5DN-00124	50248	Pu-238	0.00125 U	0.0177	0.00391	50415	Pu-238	0.0019 U	0.0205	0.00483
5DN-00124	50248	Pu-239/240	0.00856	0.0202	0.00614	50415	Pu-239/240	0.0125	0.0177	0.0064
5DN-00124	50248	Pu-244	0.00508	0.0142	0.00419	50415	Pu-244	0.00225	0.0061	0.00225
5DN-00124	50248	Sb-125	-0.0115 U	0.0505	0.0157	50415	Sb-125	0.0245 U	0.0505	0.016

Table A.3
Parent and Field Duplicate Results Summary
Subarea 5D, Round 1

Sample Location	Parent Sample					Field Duplicate Sample				
	Sample ID	Analyte Name	Activity	MDC	TPU	Sample ID	Analyte Name	Activity	MDC	TPU
5DN-00124	50248	Sn-126	0.00117 U	0.0173	0.00508	50415	Sn-126	0.00169 U	0.0168	0.00491
5DN-00124	50248	Sr-90	0.00157 U	0.184	0.049	50415	Sr-90	0.115	0.19	0.061
5DN-00124	50248	Th-228	1.42	0.11	0.144	50415	Th-228	1.61	0.115	0.16
5DN-00124	50248	Th-229	0 U	0.0785	0.0179	50415	Th-229	0.0379	0.0705	0.0229
5DN-00124	50248	Th-230	0.815	0.0676	0.092	50415	Th-230	0.84	0.0205	0.0944
5DN-00124	50248	Th-232	0.812	0.0534	0.0911	50415	Th-232	1.24	0.0556	0.122
5DN-00124	50248	Tl-208	0.473	0.0202	0.0281	50415	Tl-208	0.466	0.0204	0.0278
5DN-00124	50248	Tm-171	-2.68 U	17.1	5.65	50415	Tm-171	-9.02 U	12.3	4.68
5DN-00124	50248	U-233/234	1.08	0.0295	0.0995	50415	U-233/234	1.19	0.031	0.105
5DN-00124	50248	U-235/236	0.0672	0.0364	0.0196	50415	U-235/236	0.072	0.0115	0.0182
5DN-00124	50248	U-238	0.961	0.0407	0.0911	50415	U-238	1.11	0.0218	0.0991
5DN-00131	50263	Ac-227	-0.0543 U	0.206	0.0626	50418	Ac-227	-0.119 U	0.168	0.0599
5DN-00131	50263	Ac-228	1.29	0.104	0.064	50418	Ac-228	1.31	0.108	0.0648
5DN-00131	50263	Am-241	-0.000692 U	0.0253	0.00577	50418	Am-241	-0.000302 U	0.0171	0.00356
5DN-00131	50263	Bi-212	0.968	0.154	0.0933	50418	Bi-212	1.16	0.158	0.114
5DN-00131	50263	Bi-214	1.11	0.0308	0.0527	50418	Bi-214	1.15	0.0303	0.0548
5DN-00131	50263	Cd-113m	14.6 U	139	42.7	50418	Cd-113m	27.1 U	115	35.4
5DN-00131	50263	Cm-243/244	-0.00609 U	0.0288	0.0059	50418	Cm-243/244	-0.0017 U	0.0194	0.0039
5DN-00131	50263	Co-60	-0.00564 U	0.0178	0.00546	50418	Co-60	0.00231 U	0.0206	0.00592
5DN-00131	50263	Cs-134	0.00491 U	0.0178	0.00597	50418	Cs-134	-0.00403 U	0.0172	0.00613

Table A.3
Parent and Field Duplicate Results Summary
Subarea 5D, Round 1

Sample Location	Parent Sample					Field Duplicate Sample				
	Sample ID	Analyte Name	Activity	MDC	TPU	Sample ID	Analyte Name	Activity	MDC	TPU
5DN-00131	50263	Cs-137	0.0247	0.0172	0.0073	50418	Cs-137	0.0156	0.0203	0.00777
5DN-00131	50263	Eu-152	-0.0456 UJ	0.0493	0.0192	50418	Eu-152	0.00675 U	0.0442	0.0156
5DN-00131	50263	Eu-154	0.0249 UJ	0.0986	0.034	50418	Eu-154	-0.0508 UJ	0.105	0.0345
5DN-00131	50263	Eu-155	0.0794 JS	0.0802	0.0306	50418	Eu-155	0.092 JS	0.0582	0.0272
5DN-00131	50263	Ho-166m	0.00584 U	0.0262	0.00773	50418	Ho-166m	-0.00188 U	0.0272	0.00793
5DN-00131	50263	K-40	21.2	0.142	1.24	50418	K-40	21.1	0.143	1.14
5DN-00131	50263	Na-22	-0.0107 U	0.0234	0.00749	50418	Na-22	0.00456 U	0.025	0.00724
5DN-00131	50263	Nb-94	0.0138 JS	0.0159	0.00552	50418	Nb-94	0.00221 U	0.0156	0.00452
5DN-00131	50263	Np-236	-0.000267 U	0.039	0.012	50418	Np-236	-0.013 U	0.0284	0.00889
5DN-00131	50263	Np-239	0.00391 U	0.138	0.0407	50418	Np-239	0.0384 U	0.113	0.0351
5DN-00131	50263	Pa-231	0.016 U	0.835	0.248	50418	Pa-231	-0.278 U	0.708	0.231
5DN-00131	50263	Pb-212	1.7	0.0414	0.113	50418	Pb-212	1.64	0.0341	0.0912
5DN-00131	50263	Pb-214	1.23	0.0336	0.0604	50418	Pb-214	1.15	0.0314	0.054
5DN-00131	50263	Pu-238	-0.00173 U	0.0492	0.0117	50418	Pu-238	0.0013 U	0.0354	0.00834
5DN-00131	50263	Pu-239/240	0.001 U	0.0228	0.00441	50418	Pu-239/240	-0.000129 U	0.0401	0.0095
5DN-00131	50263	Pu-244	0.00716	0.0097	0.00507	50418	Pu-244	0.00181 U	0.0255	0.00563
5DN-00131	50263	Sb-125	-0.00749 U	0.0491	0.0151	50418	Sb-125	-0.00267 U	0.0464	0.0137
5DN-00131	50263	Sn-126	-0.00483 U	0.0164	0.00501	50418	Sn-126	-0.00125 U	0.017	0.00494
5DN-00131	50263	Sr-90	0.137	0.231	0.0734	50418	Sr-90	0.163	0.226	0.074
5DN-00131	50263	Th-228	1.42	0.0275	0.148	50418	Th-228	1.33	0.15	0.14

Table A.3
Parent and Field Duplicate Results Summary
Subarea 5D, Round 1

Sample Location	Parent Sample					Field Duplicate Sample				
	Sample ID	Analyte Name	Activity	MDC	TPU	Sample ID	Analyte Name	Activity	MDC	TPU
5DN-00131	50263	Th-229	0.0333	0.0612	0.0205	50418	Th-229	0.0732	0.0875	0.0317
5DN-00131	50263	Th-230	0.896	0.0611	0.103	50418	Th-230	0.892	0.0753	0.0985
5DN-00131	50263	Th-232	1.42	0.0224	0.139	50418	Th-232	1.08	0.0219	0.11
5DN-00131	50263	Tl-208	0.498	0.0194	0.0289	50418	Tl-208	0.496	0.0199	0.0303
5DN-00131	50263	Tm-171	-15.6 UJ	19	7.56	50418	Tm-171	1.24 U	7.52	2.57
5DN-00131	50263	U-233/234	1.15	0.0341	0.116	50418	U-233/234	1.04	0.057	0.0995
5DN-00131	50263	U-235/236	0.0397	0.0179	0.0165	50418	U-235/236	0.11	0.0384	0.0276
5DN-00131	50263	U-238	0.986	0.0341	0.103	50418	U-238	1.13	0.0605	0.106
5DN-00151	50300	Ac-227	-0.0712 U	0.214	0.0667	50416	Ac-227	0.0853 U	0.222	0.0697
5DN-00151	50300	Ac-228	1.76	0.111	0.0829	50416	Ac-228	1.9	0.114	0.0902
5DN-00151	50300	Am-241	0.00822	0.00743	0.00477	50416	Am-241	0.00295 U	0.0229	0.0058
5DN-00151	50300	Bi-212	1.55	0.173	0.118	50416	Bi-212	1.5	0.173	0.117
5DN-00151	50300	Bi-214	1.24	0.0339	0.0581	50416	Bi-214	1.26	0.0347	0.0575
5DN-00151	50300	Cd-113m	-63.4 U	143	49.2	50416	Cd-113m	45.6 U	151	48.3
5DN-00151	50300	Cm-243/244	0.00157 U	0.0221	0.00488	50416	Cm-243/244	-0.00748 U	0.0294	0.00596
5DN-00151	50300	Co-60	0.00124 U	0.0212	0.00631	50416	Co-60	0.00969 U	0.0222	0.00676
5DN-00151	50300	Cs-134	0.00598 U	0.0203	0.00678	50416	Cs-134	0.0322 JS	0.0217	0.00952
5DN-00151	50300	Cs-137	0.017	0.0202	0.0067	50416	Cs-137	0.0217	0.0209	0.00941
5DN-00151	50300	Eu-152	-0.0417 UJ	0.0524	0.019	50416	Eu-152	-0.028 U	0.0563	0.0195
5DN-00151	50300	Eu-154	-0.0492 U	0.115	0.0368	50416	Eu-154	-0.0499 U	0.118	0.0372

Table A.3
Parent and Field Duplicate Results Summary
Subarea 5D, Round 1

Sample Location	Parent Sample					Field Duplicate Sample				
	Sample ID	Analyte Name	Activity	MDC	TPU	Sample ID	Analyte Name	Activity	MDC	TPU
5DN-00151	50300	Eu-155	0.114 JS	0.0797	0.0322	50416	Eu-155	0.111 JS	0.0788	0.0316
5DN-00151	50300	Ho-166m	-0.00565 U	0.029	0.00864	50416	Ho-166m	0.00434 U	0.0307	0.00923
5DN-00151	50300	K-40	26.6	0.14	1.52	50416	K-40	28	0.143	1.67
5DN-00151	50300	Na-22	-0.00533 U	0.0258	0.00925	50416	Na-22	-0.00816 U	0.0265	0.00827
5DN-00151	50300	Nb-94	0.00616 U	0.0174	0.00518	50416	Nb-94	0.0107 JS	0.0176	0.00572
5DN-00151	50300	Np-236	-0.0106 U	0.041	0.0127	50416	Np-236	0.00921 U	0.041	0.0138
5DN-00151	50300	Np-239	-0.0774 U	0.143	0.0468	50416	Np-239	-0.0879 U	0.145	0.0493
5DN-00151	50300	Pa-231	-0.187 U	0.879	0.268	50416	Pa-231	-0.533 U	0.892	0.305
5DN-00151	50300	Pb-212	2.32	0.0433	0.146	50416	Pb-212	2.44	0.0439	0.149
5DN-00151	50300	Pb-214	1.32	0.0377	0.0652	50416	Pb-214	1.4	0.0392	0.0684
5DN-00151	50300	Pu-238	0.000588 U	0.0134	0.00259	50416	Pu-238	0.00156 U	0.022	0.00486
5DN-00151	50300	Pu-239/240	0.00326 U	0.0165	0.0042	50416	Pu-239/240	0.00355 U	0.0177	0.00441
5DN-00151	50300	Pu-244	-0.00602 U	0.021	0.00367	50416	Pu-244	0.00355 U	0.0177	0.00441
5DN-00151	50300	Sb-125	-0.0296 U	0.0528	0.0178	50416	Sb-125	0.00437 U	0.0577	0.0169
5DN-00151	50300	Sn-126	0.000538 U	0.019	0.00552	50416	Sn-126	0.00539 U	0.019	0.00575
5DN-00151	50300	Sr-90	-0.0195 U	0.313	0.0824	50416	Sr-90	0.205	0.199	0.0738
5DN-00151	50300	Th-228	1.67	0.0594	0.144	50416	Th-228	1.89 L	0.0687	0.151
5DN-00151	50300	Th-229	0.00158 U	0.0618	0.0145	50416	Th-229	0.072 L	0.0557	0.0233
5DN-00151	50300	Th-230	1.09	0.0721	0.101	50416	Th-230	1.27 L	0.0433	0.106
5DN-00151	50300	Th-232	1.31	0.0479	0.114	50416	Th-232	1.56 L	0.0136	0.124

Table A.3
Parent and Field Duplicate Results Summary
Subarea 5D, Round 1

Sample Location	Parent Sample					Field Duplicate Sample				
	Sample ID	Analyte Name	Activity	MDC	TPU	Sample ID	Analyte Name	Activity	MDC	TPU
5DN-00151	50300	Tl-208	0.679	0.0221	0.0388	50416	Tl-208	0.725	0.023	0.0401
5DN-00151	50300	Tm-171	5.88 U	16.3	5.8	50416	Tm-171	-6.13 U	15.7	5.72
5DN-00151	50300	U-233/234	1.26	0.0866	0.141	50416	U-233/234	1.21	0.0477	0.133
5DN-00151	50300	U-235/236	0.0491	0.0266	0.0223	50416	U-235/236	0.0741	0.0251	0.0268
5DN-00151	50300	U-238	1.22	0.0627	0.137	50416	U-238	1.2	0.0591	0.132
5DN-00153	50305	Ac-227	0.114 J	0.21	0.0686	50423	Ac-227	-0.144 U	0.21	0.0722
5DN-00153	50305	Ac-228	1.33	0.0981	0.0657	50423	Ac-228	1.23	0.117	0.0619
5DN-00153	50305	Am-241	0.00517 U	0.0245	0.0065	50423	Am-241	0.00765 U	0.0333	0.00908
5DN-00153	50305	Bi-212	1.08	0.146	0.0936	50423	Bi-212	0.989 J	0.255	0.257
5DN-00153	50305	Bi-214	0.974	0.0301	0.0464	50423	Bi-214	0.955	0.0317	0.0474
5DN-00153	50305	Cd-113m	62.5 U	140	48.1	50423	Cd-113m	-81 U	138	48.9
5DN-00153	50305	Cm-243/244	0.0095	0.0224	0.00682	50423	Cm-243/244	0.0119	0.029	0.00874
5DN-00153	50305	Co-60	0.00442 U	0.0181	0.0053	50423	Co-60	0.00899 U	0.0216	0.00641
5DN-00153	50305	Cs-134	-0.00222 U	0.0165	0.00573	50423	Cs-134	-0.00437 U	0.0182	0.00633
5DN-00153	50305	Cs-137	0.00013 U	0.0171	0.00589	50423	Cs-137	-0.00296 U	0.0194	0.00579
5DN-00153	50305	Eu-152	-0.0397 U	0.0512	0.0211	50423	Eu-152	-0.00631 U	0.0524	0.0171
5DN-00153	50305	Eu-154	-0.0155 U	0.0958	0.0284	50423	Eu-154	-0.0318 U	0.117	0.0351
5DN-00153	50305	Eu-155	0.0624 JS	0.0791	0.0276	50423	Eu-155	0.0881 JS	0.0749	0.0281
5DN-00153	50305	Ho-166m	0.00202 U	0.027	0.00808	50423	Ho-166m	-0.00306 U	0.0297	0.00883
5DN-00153	50305	K-40	22.4	0.15	1.36	50423	K-40	20.9	0.145	1.26

Table A.3
Parent and Field Duplicate Results Summary
Subarea 5D, Round 1

Sample Location	Parent Sample					Field Duplicate Sample				
	Sample ID	Analyte Name	Activity	MDC	TPU	Sample ID	Analyte Name	Activity	MDC	TPU
5DN-00153	50305	Na-22	-0.00135 U	0.0217	0.00641	50423	Na-22	-0.000287 U	0.0258	0.00758
5DN-00153	50305	Nb-94	0.00805 JS	0.0151	0.00479	50423	Nb-94	0.011 JS	0.0176	0.00564
5DN-00153	50305	Np-236	0.00849 U	0.0405	0.0122	50423	Np-236	-0.0315 UJ	0.0384	0.0141
5DN-00153	50305	Np-239	-0.025 U	0.139	0.0431	50423	Np-239	0.0591 U	0.14	0.0428
5DN-00153	50305	Pa-231	0.111 U	0.86	0.274	50423	Pa-231	0.0644 U	0.863	0.255
5DN-00153	50305	Pb-212	1.62	0.0402	0.0996	50423	Pb-212	1.5	0.0401	0.101
5DN-00153	50305	Pb-214	1.13	0.0354	0.0545	50423	Pb-214	1.02	0.0361	0.0547
5DN-00153	50305	Pu-238	-0.000375 U	0.0212	0.00442	50423	Pu-238	0.000642 U	0.0146	0.00283
5DN-00153	50305	Pu-239/240	0.0117	0.00633	0.00526	50423	Pu-239/240	0.00229	0.0062	0.00229
5DN-00153	50305	Pu-244	-0.00168 U	0.0149	0.00288	50423	Pu-244	-0.00165 U	0.0146	0.00282
5DN-00153	50305	Sb-125	0.00749 U	0.0497	0.0146	50423	Sb-125	-7.62E-05 U	0.0523	0.0158
5DN-00153	50305	Sn-126	0.00543 U	0.0179	0.00544	50423	Sn-126	0.00106 U	0.0185	0.00542
5DN-00153	50305	Sr-90	0.0091 U	0.255	0.0662	50423	Sr-90	-0.00389 U	0.336	0.0867
5DN-00153	50305	Th-228	1.41	0.0212	0.134	50423	Th-228	1.4	0.0988	0.134
5DN-00153	50305	Th-229	0.0408	0.05	0.0194	50423	Th-229	0.0196	0.0482	0.0147
5DN-00153	50305	Th-230	0.915	0.0184	0.0954	50423	Th-230	1.02	0.0481	0.102
5DN-00153	50305	Th-232	1.18	0.0498	0.113	50423	Th-232	1.26	0.0479	0.117
5DN-00153	50305	Tl-208	0.494	0.019	0.0278	50423	Tl-208	0.446	0.0208	0.0273
5DN-00153	50305	Tm-171	-7.26 U	17.5	6.18	50423	Tm-171	1.54 U	18.1	6
5DN-00153	50305	U-233/234	0.92	0.0678	0.106	50423	U-233/234	0.963	0.0143	0.1

Table A.3
Parent and Field Duplicate Results Summary
Subarea 5D, Round 1

Sample Location	Parent Sample					Field Duplicate Sample				
	Sample ID	Analyte Name	Activity	MDC	TPU	Sample ID	Analyte Name	Activity	MDC	TPU
5DN-00153	50305	U-235/236	0.0608	0.0532	0.0248	50423	U-235/236	0.0587	0.0177	0.02
5DN-00153	50305	U-238	0.899	0.0183	0.103	50423	U-238	0.905	0.0416	0.0962
5DN-00157	50313	Ac-227	-0.0656 U	0.194	0.0614	50420	Ac-227	-0.104 U	0.189	0.0611
5DN-00157	50313	Ac-228	1.4	0.102	0.0695	50420	Ac-228	1.5	0.0891	0.0704
5DN-00157	50313	Am-241	0.00275 U	0.0128	0.00337	50420	Am-241	0.00474 U	0.0329	0.00852
5DN-00157	50313	Bi-212	1.06	0.154	0.0927	50420	Bi-212	1.1	0.144	0.087
5DN-00157	50313	Bi-214	0.992	0.0306	0.0471	50420	Bi-214	1.11	0.0281	0.0509
5DN-00157	50313	Cd-113m	8.23 U	132	41.3	50420	Cd-113m	-18.8 U	125	38.1
5DN-00157	50313	Cm-243/244	0.0056	0.0103	0.00343	50420	Cm-243/244	0.00195 U	0.0335	0.00818
5DN-00157	50313	Co-60	-0.00507 U	0.0186	0.00574	50420	Co-60	-0.00963 U	0.0168	0.00571
5DN-00157	50313	Cs-134	0.00296 U	0.0175	0.00598	50420	Cs-134	-0.00208 U	0.0159	0.00556
5DN-00157	50313	Cs-137	0.00743 U	0.019	0.00582	50420	Cs-137	0.00394 U	0.0168	0.00579
5DN-00157	50313	Eu-152	-0.0537 UJ	0.0495	0.0215	50420	Eu-152	-0.0226 U	0.0453	0.015
5DN-00157	50313	Eu-154	-0.0567 U	0.103	0.0339	50420	Eu-154	-0.0654 U	0.0997	0.0342
5DN-00157	50313	Eu-155	0.0965 JS	0.0709	0.0306	50420	Eu-155	0.0569 JS	0.0688	0.0265
5DN-00157	50313	Ho-166m	-0.0131 U	0.0271	0.0089	50420	Ho-166m	-0.00976 U	0.0249	0.00811
5DN-00157	50313	K-40	22.7	0.136	1.36	50420	K-40	22.4	0.117	1.26
5DN-00157	50313	Na-22	-0.000167 U	0.0245	0.00726	50420	Na-22	-0.000534 U	0.0229	0.00681
5DN-00157	50313	Nb-94	0.0109 JS	0.0165	0.0054	50420	Nb-94	0.0031 U	0.0146	0.00443
5DN-00157	50313	Np-236	0.0076 U	0.0374	0.0111	50420	Np-236	-0.0116 U	0.035	0.011

Table A.3
Parent and Field Duplicate Results Summary
Subarea 5D, Round 1

Sample Location	Parent Sample					Field Duplicate Sample				
	Sample ID	Analyte Name	Activity	MDC	TPU	Sample ID	Analyte Name	Activity	MDC	TPU
5DN-00157	50313	Np-239	0.00166 U	0.131	0.0395	50420	Np-239	-0.0336 U	0.123	0.0393
5DN-00157	50313	Pa-231	-0.174 U	0.802	0.249	50420	Pa-231	-0.24 U	0.753	0.229
5DN-00157	50313	Pb-212	1.81	0.0389	0.111	50420	Pb-212	1.73	0.0371	0.102
5DN-00157	50313	Pb-214	1.08	0.0361	0.0537	50420	Pb-214	1.25	0.0319	0.0586
5DN-00157	50313	Pu-238	0.0186	0.0317	0.0104	50420	Pu-238	-0.00152 U	0.0134	0.0026
5DN-00157	50313	Pu-239/240	-0.00417 UJ	0.0228	0.00413	50420	Pu-239/240	0.00478	0.0134	0.00394
5DN-00157	50313	Pu-244	0	0.00784	0.0029	50420	Pu-244	0.0231	0.00569	0.00702
5DN-00157	50313	Sb-125	-0.00181 U	0.0505	0.0148	50420	Sb-125	0.00877 U	0.048	0.0142
5DN-00157	50313	Sn-126	0.00885 U	0.0184	0.00573	50420	Sn-126	-0.00097 U	0.0159	0.00483
5DN-00157	50313	Sr-90	0.135 U	0.31	0.0943	50420	Sr-90	0.104 U	0.218	0.0671
5DN-00157	50313	Th-228	1.54	0.0567	0.121	50420	Th-228	1.6 J	0.161	0.176
5DN-00157	50313	Th-229	-0.0101 U	0.0761	0.0176	50420	Th-229	0.0189 UJ	0.102	0.0268
5DN-00157	50313	Th-230	0.834	0.047	0.0761	50420	Th-230	0.869	0.0877	0.109
5DN-00157	50313	Th-232	1.27	0.0137	0.0993	50420	Th-232	1.17	0.0875	0.131
5DN-00157	50313	Tl-208	0.539	0.0193	0.0311	50420	Tl-208	0.533	0.0183	0.0307
5DN-00157	50313	Tm-171	-7.66 U	13.6	5.14	50420	Tm-171	1.1 U	14.3	4.74
5DN-00157	50313	U-233/234	0.958	0.0743	0.106	50420	U-233/234	0.888	0.0575	0.0863
5DN-00157	50313	U-235/236	0.0655	0.0671	0.0267	50420	U-235/236	0.0382	0.0294	0.0145
5DN-00157	50313	U-238	1.04	0.0783	0.112	50420	U-238	0.9	0.0338	0.0863
5DN-00163	50325	Ac-227	-0.0495 U	0.192	0.0582	50422	Ac-227	-0.0087 U	0.212	0.0732

Table A.3
Parent and Field Duplicate Results Summary
Subarea 5D, Round 1

Sample Location	Parent Sample					Field Duplicate Sample				
	Sample ID	Analyte Name	Activity	MDC	TPU	Sample ID	Analyte Name	Activity	MDC	TPU
5DN-00163	50325	Ac-228	1.34	0.108	0.0637	50422	Ac-228	1.33	0.114	0.0646
5DN-00163	50325	Am-241	0.0347	0.0246	0.0106	50422	Am-241	0.0202	0.0249	0.00905
5DN-00163	50325	Bi-212	1.27	0.153	0.106	50422	Bi-212	1.1	0.164	0.0993
5DN-00163	50325	Bi-214	0.916	0.0318	0.0449	50422	Bi-214	1.02	0.0324	0.0503
5DN-00163	50325	Cd-113m	7.21 U	130	38.4	50422	Cd-113m	41.5 U	136	50.6
5DN-00163	50325	Cm-243/244	0.000183 U	0.0339	0.00846	50422	Cm-243/244	-0.000908 U	0.0401	0.01
5DN-00163	50325	Co-60	-0.0116 U	0.0187	0.0064	50422	Co-60	0.00419 U	0.0198	0.00573
5DN-00163	50325	Cs-134	-0.00483 U	0.0173	0.00604	50422	Cs-134	-0.00113 U	0.0177	0.00603
5DN-00163	50325	Cs-137	-0.00583 UJ	0.0191	0.00585	50422	Cs-137	-0.0106 UJ	0.019	0.00633
5DN-00163	50325	Eu-152	-0.00748 U	0.0491	0.0154	50422	Eu-152	-0.0114 U	0.0527	0.0203
5DN-00163	50325	Eu-154	-0.0262 U	0.105	0.0363	50422	Eu-154	-0.0575 U	0.107	0.0347
5DN-00163	50325	Eu-155	0.181 JS	0.0673	0.0347	50422	Eu-155	0.101 JS	0.0765	0.0297
5DN-00163	50325	Ho-166m	-0.0133 U	0.0283	0.00913	50422	Ho-166m	-0.013 U	0.0282	0.00913
5DN-00163	50325	K-40	20.4	0.139	1.11	50422	K-40	20.6	0.154	1.16
5DN-00163	50325	Na-22	-0.0109 U	0.0231	0.00746	50422	Na-22	-0.00803 U	0.0243	0.00754
5DN-00163	50325	Nb-94	0.00452 U	0.0164	0.00484	50422	Nb-94	0.0107 JS	0.0177	0.00567
5DN-00163	50325	Np-236	-0.00736 U	0.0351	0.0109	50422	Np-236	0.00436 U	0.0405	0.0119
5DN-00163	50325	Np-239	0.0381 U	0.128	0.0382	50422	Np-239	-0.0574 U	0.139	0.0443
5DN-00163	50325	Pa-231	0.00178 U	0.795	0.235	50422	Pa-231	-0.315 U	0.85	0.293
5DN-00163	50325	Pb-212	1.6	0.0367	0.0922	50422	Pb-212	1.7	0.0388	0.0998

Table A.3
Parent and Field Duplicate Results Summary
Subarea 5D, Round 1

Sample Location	Parent Sample					Field Duplicate Sample				
	Sample ID	Analyte Name	Activity	MDC	TPU	Sample ID	Analyte Name	Activity	MDC	TPU
5DN-00163	50325	Pb-214	1.03	0.034	0.0499	50422	Pb-214	1.18	0.0363	0.056
5DN-00163	50325	Pu-238	0.0206 UJ	0.0774	0.0218	50422	Pu-238	0.0115	0.0255	0.00796
5DN-00163	50325	Pu-239/240	-0.00389 UJ	0.0344	0.00666	50422	Pu-239/240	0.00644	0.00872	0.00457
5DN-00163	50325	Pu-244	0	0.0146	0.00541	50422	Pu-244	0.00322	0.00872	0.00322
5DN-00163	50325	Sb-125	-0.00301 U	0.0496	0.015	50422	Sb-125	0.0243 U	0.0542	0.0164
5DN-00163	50325	Sn-126	-0.00189 U	0.0179	0.00531	50422	Sn-126	0.00353 U	0.0189	0.00559
5DN-00163	50325	Sr-90	-0.0676 U	0.158	0.0363	50422	Sr-90	0.0368 U	0.159	0.0456
5DN-00163	50325	Th-228	1.64 J	0.108	0.165	50422	Th-228	1.52 J	0.135	0.166
5DN-00163	50325	Th-229	-0.0435 UJ	0.123	0.023	50422	Th-229	0.0391	0.0719	0.024
5DN-00163	50325	Th-230	0.964	0.0935	0.111	50422	Th-230	0.916	0.0905	0.112
5DN-00163	50325	Th-232	1.34	0.0637	0.136	50422	Th-232	1.24	0.117	0.138
5DN-00163	50325	Tl-208	0.485	0.0202	0.0288	50422	Tl-208	0.541	0.0203	0.032
5DN-00163	50325	Tm-171	-1.11 U	12.7	4.25	50422	Tm-171	-9.6 U	15.2	5.88
5DN-00163	50325	U-233/234	0.891	0.0149	0.0957	50422	U-233/234	0.843	0.0665	0.0965
5DN-00163	50325	U-235/236	0.029	0.0432	0.0161	50422	U-235/236	0.0775	0.0481	0.0262
5DN-00163	50325	U-238	0.879	0.0349	0.095	50422	U-238	0.86	0.0165	0.0967
5DN-00172	50340	Ac-227	0.0627 U	0.179	0.0539	50421	Ac-227	0.0503 U	0.175	0.0544
5DN-00172	50340	Ac-228	1.1	0.0911	0.0543	50421	Ac-228	1.13	0.0832	0.0565
5DN-00172	50340	Am-241	0.00132 U	0.0186	0.00412	50421	Am-241	0.0113	0.0274	0.00826
5DN-00172	50340	Bi-212	0.843 J	0.149	0.0885	50421	Bi-212	0.766	0.125	0.0702

Table A.3
Parent and Field Duplicate Results Summary
Subarea 5D, Round 1

Sample Location	Parent Sample					Field Duplicate Sample				
	Sample ID	Analyte Name	Activity	MDC	TPU	Sample ID	Analyte Name	Activity	MDC	TPU
5DN-00172	50340	Bi-214	0.836	0.0277	0.0408	50421	Bi-214	0.781	0.0245	0.0376
5DN-00172	50340	Cd-113m	2.18 U	116	34.1	50421	Cd-113m	13.2 U	116	40.7
5DN-00172	50340	Cm-243/244	-0.00144 U	0.0262	0.00568	50421	Cm-243/244	0.012 UJ	0.0519	0.0147
5DN-00172	50340	Co-60	-0.0105 UJ	0.0172	0.0059	50421	Co-60	0.00199 UJ	0.0155	0.00452
5DN-00172	50340	Cs-134	-0.00565 U	0.0154	0.00549	50421	Cs-134	0.00842 SJ	0.0141	0.00507
5DN-00172	50340	Cs-137	0.00536 U	0.0172	0.00515	50421	Cs-137	0.0154	0.0139	0.00482
5DN-00172	50340	Eu-152	-0.0316 UJ	0.0417	0.0153	50421	Eu-152	-0.0332 U	0.0428	0.0176
5DN-00172	50340	Eu-154	-0.0582 U	0.0902	0.0306	50421	Eu-154	-0.0227 U	0.0836	0.0253
5DN-00172	50340	Eu-155	0.0894 SJ	0.0632	0.0246	50421	Eu-155	0.027 U	0.0671	0.0209
5DN-00172	50340	Ho-166m	0.0072 U	0.0259	0.00772	50421	Ho-166m	0.00285 U	0.0225	0.00674
5DN-00172	50340	K-40	19.5	0.122	1.2	50421	K-40	19.2	0.124	1.18
5DN-00172	50340	Na-22	-0.00577 U	0.0225	0.00693	50421	Na-22	-0.000139 U	0.0191	0.00658
5DN-00172	50340	Nb-94	0.00714 UJ	0.0149	0.00461	50421	Nb-94	0.00511 UJ	0.013	0.00402
5DN-00172	50340	Np-236	-0.0255 UJ	0.0318	0.0115	50421	Np-236	0.00422 U	0.0339	0.0102
5DN-00172	50340	Np-239	0.0271 U	0.116	0.0341	50421	Np-239	-0.0818 U	0.117	0.0412
5DN-00172	50340	Pa-231	0.195 U	0.724	0.216	50421	Pa-231	0.013 U	0.718	0.229
5DN-00172	50340	Pb-212	1.34	0.0343	0.0805	50421	Pb-212	1.33	0.0346	0.0828
5DN-00172	50340	Pb-214	0.912	0.0305	0.0445	50421	Pb-214	0.892	0.0304	0.0444
5DN-00172	50340	Pu-238	0.00211 U	0.0297	0.00657	50421	Pu-238	-0.00283 U	0.0221	0.00391
5DN-00172	50340	Pu-239/240	-0.00165 U	0.0296	0.00537	50421	Pu-239/240	0.000682 U	0.0155	0.003

Table A.3
Parent and Field Duplicate Results Summary
Subarea 5D, Round 1

Sample Location	Parent Sample					Field Duplicate Sample				
	Sample ID	Analyte Name	Activity	MDC	TPU	Sample ID	Analyte Name	Activity	MDC	TPU
5DN-00172	50340	Pu-244	0.0113	0.0102	0.00654	50421	Pu-244	0.00243	0.0066	0.00244
5DN-00172	50340	Sb-125	0.00926 U	0.0437	0.0132	50421	Sb-125	-0.00633 U	0.0408	0.0122
5DN-00172	50340	Sn-126	0.00124 U	0.0167	0.00492	50421	Sn-126	-0.00574 U	0.0138	0.00445
5DN-00172	50340	Sr-90	0.148	0.154	0.0559	50421	Sr-90	0.129	0.183	0.0606
5DN-00172	50340	Th-228	0.956	0.0612	0.106	50421	Th-228	0.946	0.149	0.125
5DN-00172	50340	Th-229	0.0919	0.0521	0.0279	50421	Th-229	-0.0193 U	0.0895	0.0167
5DN-00172	50340	Th-230	0.903	0.052	0.0965	50421	Th-230	0.615	0.0707	0.0872
5DN-00172	50340	Th-232	0.879	0.0191	0.0943	50421	Th-232	0.795	0.0705	0.102
5DN-00172	50340	Tl-208	0.428	0.017	0.0258	50421	Tl-208	0.407	0.0154	0.0237
5DN-00172	50340	Tm-171	-8.8 U	14.5	5.26	50421	Tm-171	-0.625 U	14.6	4.9
5DN-00172	50340	U-233/234	0.559	0.0631	0.0741	50421	U-233/234	0.626	0.0517	0.089
5DN-00172	50340	U-235/236	0.0315	0.0213	0.0159	50421	U-235/236	0.0538	0.0292	0.0244
5DN-00172	50340	U-238	0.768	0.0462	0.0909	50421	U-238	0.643	0.0633	0.091
5DN-00173	50341	Ac-227	-0.015 U	0.159	0.0492	50413	Ac-227	-0.0531 U	0.202	0.0615
5DN-00173	50341	Ac-228	1.26	0.103	0.062	50413	Ac-228	1.3	0.0983	0.0644
5DN-00173	50341	Am-241	0.000885 U	0.0241	0.00568	50413	Am-241	0.0196	0.0199	0.00862
5DN-00173	50341	Bi-212	1.01	0.15	0.0968	50413	Bi-212	1.04	0.149	0.0852
5DN-00173	50341	Bi-214	1.12	0.0275	0.0541	50413	Bi-214	1.01	0.0298	0.0473
5DN-00173	50341	Cd-113m	-2.8 U	105	32.3	50413	Cd-113m	-22.3 U	134	40.1
5DN-00173	50341	Cm-243/244	-0.00689 U	0.0281	0.00538	50413	Cm-243/244	-0.00051 UJ	0.0289	0.00602

Table A.3
Parent and Field Duplicate Results Summary
Subarea 5D, Round 1

Sample Location	Parent Sample					Field Duplicate Sample				
	Sample ID	Analyte Name	Activity	MDC	TPU	Sample ID	Analyte Name	Activity	MDC	TPU
5DN-00173	50341	Co-60	-0.0043 U	0.0184	0.00553	50413	Co-60	-0.00827 U	0.0187	0.00596
5DN-00173	50341	Cs-134	0.0102 JS	0.017	0.00615	50413	Cs-134	0.00615 U	0.0178	0.00602
5DN-00173	50341	Cs-137	0.023	0.0165	0.00704	50413	Cs-137	0.0221	0.0163	0.00704
5DN-00173	50341	Eu-152	-0.0158 U	0.0407	0.0142	50413	Eu-152	0.00674 U	0.0484	0.0177
5DN-00173	50341	Eu-154	-0.0176 U	0.0993	0.0302	50413	Eu-154	0.0237 U	0.0991	0.0343
5DN-00173	50341	Eu-155	0.0375 JS	0.0512	0.0213	50413	Eu-155	0.0957 JS	0.0757	0.0281
5DN-00173	50341	Ho-166m	0.0024 U	0.0246	0.00711	50413	Ho-166m	-0.00739 U	0.0252	0.00775
5DN-00173	50341	K-40	19.5	0.13	1.07	50413	K-40	22.2	0.138	1.29
5DN-00173	50341	Na-22	-0.00875 UJ	0.022	0.00688	50413	Na-22	-0.00171 U	0.0235	0.00691
5DN-00173	50341	Nb-94	0.00644 U	0.0151	0.00454	50413	Nb-94	0.0122 JS	0.0151	0.00513
5DN-00173	50341	Np-236	-0.00195 U	0.0265	0.00773	50413	Np-236	-0.00208 U	0.0381	0.0117
5DN-00173	50341	Np-239	-0.0343 U	0.101	0.0323	50413	Np-239	-0.00406 U	0.132	0.0388
5DN-00173	50341	Pa-231	-0.104 U	0.65	0.214	50413	Pa-231	-0.0496 U	0.827	0.246
5DN-00173	50341	Pb-212	1.53	0.0317	0.0869	50413	Pb-212	1.7	0.0413	0.114
5DN-00173	50341	Pb-214	1.14	0.0285	0.0545	50413	Pb-214	1.18	0.0344	0.0587
5DN-00173	50341	Pu-238	0.000207 U	0.0385	0.0096	50413	Pu-238	0.00234	0.00635	0.00235
5DN-00173	50341	Pu-239/240	0.0033 U	0.0164	0.0041	50413	Pu-239/240	-0.00541 U	0.0272	0.00527
5DN-00173	50341	Pu-244	0.0162	0.0164	0.00711	50413	Pu-244	0.00233	0.00632	0.00233
5DN-00173	50341	Sb-125	0.0257 JS	0.0454	0.0144	50413	Sb-125	0.00454 U	0.0506	0.0153
5DN-00173	50341	Sn-126	-0.0025 UJ	0.016	0.00471	50413	Sn-126	0.00588 U	0.0164	0.00493

Table A.3
Parent and Field Duplicate Results Summary
Subarea 5D, Round 1

Sample Location	Parent Sample					Field Duplicate Sample				
	Sample ID	Analyte Name	Activity	MDC	TPU	Sample ID	Analyte Name	Activity	MDC	TPU
5DN-00173	50341	Sr-90	0.257	0.265	0.0912	50413	Sr-90	0.332	0.275	0.0987
5DN-00173	50341	Th-228	1.46	0.139	0.131	50413	Th-228	1.29	0.0637	0.122
5DN-00173	50341	Th-229	0.0349	0.0699	0.0218	50413	Th-229	0.0543	0.0505	0.0208
5DN-00173	50341	Th-230	1.18	0.0818	0.103	50413	Th-230	1.03	0.101	0.1
5DN-00173	50341	Th-232	1.43	0.0426	0.115	50413	Th-232	0.865	0.0153	0.0857
5DN-00173	50341	Tl-208	0.511	0.0184	0.0312	50413	Tl-208	0.496	0.0191	0.0294
5DN-00173	50341	Tm-171	2.93 U	7.07	2.48	50413	Tm-171	-15.7 UJ	19.2	7.61
5DN-00173	50341	U-233/234	1.19	0.033	0.117	50413	U-233/234	0.977	0.0392	0.107
5DN-00173	50341	U-235/236	0.0402	0.0408	0.0178	50413	U-235/236	0.0456	0.0206	0.0189
5DN-00173	50341	U-238	1.27	0.0409	0.124	50413	U-238	1.12	0.0485	0.118
5DN-00188	50371	Ac-227	0.0135 U	0.192	0.0581	50412	Ac-227	0.0117 U	0.201	0.059
5DN-00188	50371	Ac-228	1.36	0.0998	0.0666	50412	Ac-228	1.35	0.113	0.0651
5DN-00188	50371	Am-241	0.00438	0.0122	0.00361	50412	Am-241	0.011 UJ	0.0712	0.02
5DN-00188	50371	Bi-212	1.1	0.159	0.0936	50412	Bi-212	1.09	0.173	0.103
5DN-00188	50371	Bi-214	0.951	0.0292	0.0457	50412	Bi-214	0.994	0.0319	0.0494
5DN-00188	50371	Cd-113m	-47.4 U	125	45.6	50412	Cd-113m	106 J	138	47.8
5DN-00188	50371	Cm-243/244	0.000551 U	0.0125	0.00242	50412	Cm-243/244	0.00411 UJ	0.0538	0.0143
5DN-00188	50371	Co-60	0.00056 U	0.0181	0.00534	50412	Co-60	0.00481 U	0.0213	0.00617
5DN-00188	50371	Cs-134	0.000042 U	0.0175	0.006	50412	Cs-134	0.000393 U	0.02	0.00669
5DN-00188	50371	Cs-137	0.0561	0.018	0.00729	50412	Cs-137	0.0566	0.0193	0.00997

Table A.3
Parent and Field Duplicate Results Summary
Subarea 5D, Round 1

Sample Location	Parent Sample					Field Duplicate Sample				
	Sample ID	Analyte Name	Activity	MDC	TPU	Sample ID	Analyte Name	Activity	MDC	TPU
5DN-00188	50371	Eu-152	0.0119 U	0.0488	0.0151	50412	Eu-152	-0.00409 U	0.0495	0.0169
5DN-00188	50371	Eu-154	-0.0461 U	0.0979	0.0314	50412	Eu-154	-0.0145 U	0.116	0.0338
5DN-00188	50371	Eu-155	0.0605 JS	0.0689	0.0242	50412	Eu-155	0.0526 JS	0.0744	0.0254
5DN-00188	50371	Ho-166m	-0.000302 U	0.0262	0.00785	50412	Ho-166m	0.00206 U	0.0304	0.0089
5DN-00188	50371	K-40	22.4	0.132	1.34	50412	K-40	22.5	0.148	1.22
5DN-00188	50371	Na-22	-0.00256 U	0.0235	0.00704	50412	Na-22	-0.00844 U	0.0272	0.0084
5DN-00188	50371	Nb-94	0.00493 U	0.0156	0.00475	50412	Nb-94	0.00957 J	0.0176	0.00549
5DN-00188	50371	Np-236	-0.0156 U	0.0349	0.0113	50412	Np-236	0.00323 U	0.037	0.0112
5DN-00188	50371	Np-239	-0.00781 U	0.127	0.0383	50412	Np-239	0.0622 UJ	0.134	0.0413
5DN-00188	50371	Pa-231	-0.592 UJ	0.756	0.275	50412	Pa-231	-0.318 U	0.812	0.255
5DN-00188	50371	Pb-212	1.8	0.0387	0.11	50412	Pb-212	1.75	0.0405	0.101
5DN-00188	50371	Pb-214	1.07	0.0331	0.0527	50412	Pb-214	1.06	0.0363	0.052
5DN-00188	50371	Pu-238	0.00114 U	0.0161	0.00356	50412	Pu-238	0.00285 UJ	0.0367	0.0092
5DN-00188	50371	Pu-239/240	0.00781	0.0184	0.00561	50412	Pu-239/240	0.0143	0.0267	0.00866
5DN-00188	50371	Pu-244	0.00667	0.013	0.00434	50412	Pu-244	0.0151	0.0296	0.0094
5DN-00188	50371	Sb-125	0.000916 U	0.0484	0.0141	50412	Sb-125	0.0235 U	0.0562	0.0175
5DN-00188	50371	Sn-126	-0.00491 U	0.0168	0.00524	50412	Sn-126	0.000227 U	0.0197	0.00578
5DN-00188	50371	Sr-90	-0.0242 U	0.21	0.0544	50412	Sr-90	0.0473 U	0.271	0.0752
5DN-00188	50371	Th-228	1.4	0.115	0.14	50412	Th-228	1.45	0.0932	0.142
5DN-00188	50371	Th-229	0 U	0.0647	0.0139	50412	Th-229	0.0421	0.0517	0.02

Table A.3
Parent and Field Duplicate Results Summary
Subarea 5D, Round 1

Sample Location	Parent Sample					Field Duplicate Sample				
	Sample ID	Analyte Name	Activity	MDC	TPU	Sample ID	Analyte Name	Activity	MDC	TPU
5DN-00188	50371	Th-230	0.841	0.0645	0.092	50412	Th-230	0.995	0.019	0.101
5DN-00188	50371	Th-232	1.04	0.0188	0.104	50412	Th-232	1.4	0.0514	0.129
5DN-00188	50371	Tl-208	0.568	0.0203	0.0316	50412	Tl-208	0.561	0.0217	0.0336
5DN-00188	50371	Tm-171	-13.1 UJ	13.2	5.67	50412	Tm-171	2.36 U	14.4	4.78
5DN-00188	50371	U-233/234	0.698	0.046	0.0745	50412	U-233/234	0.799	0.0344	0.0885
5DN-00188	50371	U-235/236	0.0261	0.0142	0.0118	50412	U-235/236	0.00855 U	0.0426	0.0106
5DN-00188	50371	U-238	0.784	0.0333	0.0806	50412	U-238	0.872	0.0344	0.0943
5DN-00197	50390	Ac-227	-0.0235 U	0.212	0.0643	50419	Ac-227	-0.0697 U	0.242	0.0771
5DN-00197	50390	Ac-228	1.42	0.116	0.0694	50419	Ac-228	1.47	0.124	0.073
5DN-00197	50390	Am-241	0.00135 U	0.019	0.0042	50419	Am-241	0.0172	0.0256	0.0095
5DN-00197	50390	Bi-212	0.978	0.168	0.095	50419	Bi-212	1.03 J	0.192	0.105
5DN-00197	50390	Bi-214	1.03	0.0339	0.0499	50419	Bi-214	0.941	0.0373	0.0467
5DN-00197	50390	Cd-113m	-14.1 U	142	49.2	50419	Cd-113m	-135 UJ	157	58.1
5DN-00197	50390	Cm-243/244	0.00138 U	0.0194	0.00428	50419	Cm-243/244	0.000328 UJ	0.0609	0.0152
5DN-00197	50390	Co-60	0.000248 U	0.0204	0.00592	50419	Co-60	0.0125 J	0.0238	0.00724
5DN-00197	50390	Cs-134	-0.00413 U	0.0185	0.00647	50419	Cs-134	-0.00346 U	0.0204	0.00699
5DN-00197	50390	Cs-137	0.00788 U	0.0194	0.00664	50419	Cs-137	-0.00697 U	0.0209	0.00643
5DN-00197	50390	Eu-152	-0.0436 U	0.0515	0.0249	50419	Eu-152	0.0314 J	0.0577	0.0229
5DN-00197	50390	Eu-154	0.00292 U	0.116	0.0334	50419	Eu-154	-0.0367 U	0.121	0.0378
5DN-00197	50390	Eu-155	0.122 JS	0.0776	0.037	50419	Eu-155	0.0906 JS	0.0906	0.0379

Table A.3
Parent and Field Duplicate Results Summary
Subarea 5D, Round 1

Sample Location	Parent Sample					Field Duplicate Sample				
	Sample ID	Analyte Name	Activity	MDC	TPU	Sample ID	Analyte Name	Activity	MDC	TPU
5DN-00197	50390	Ho-166m	0.0112 U	0.0307	0.00926	50419	Ho-166m	0.0088 U	0.0337	0.00994
5DN-00197	50390	K-40	20.3	0.14	1.14	50419	K-40	20.6	0.151	1.29
5DN-00197	50390	Na-22	-0.00384 U	0.0254	0.00846	50419	Na-22	-0.00482 U	0.0274	0.00957
5DN-00197	50390	Nb-94	0.000796 U	0.0175	0.00519	50419	Nb-94	0.00123 U	0.0185	0.00541
5DN-00197	50390	Np-236	0.017 U	0.0405	0.0133	50419	Np-236	0.0225 U	0.0465	0.0156
5DN-00197	50390	Np-239	0.0299 U	0.144	0.0434	50419	Np-239	0.00881 U	0.159	0.0487
5DN-00197	50390	Pa-231	0.0435 U	0.865	0.298	50419	Pa-231	-0.215 U	0.967	0.318
5DN-00197	50390	Pb-212	1.82	0.0418	0.107	50419	Pb-212	1.84	0.0454	0.122
5DN-00197	50390	Pb-214	1.1	0.0374	0.0536	50419	Pb-214	1.11	0.0394	0.0574
5DN-00197	50390	Pu-238	-0.0042 U	0.0224	0.00392	50419	Pu-238	-0.00153 U	0.0136	0.00263
5DN-00197	50390	Pu-239/240	0.00668	0.00603	0.00386	50419	Pu-239/240	-0.00246 U	0.0192	0.00339
5DN-00197	50390	Pu-244	0.00223	0.00603	0.00223	50419	Pu-244	-0.000339 U	0.0192	0.004
5DN-00197	50390	Sb-125	-0.000969 U	0.0554	0.0161	50419	Sb-125	-0.000294 U	0.0569	0.0169
5DN-00197	50390	Sn-126	-0.00968 U	0.0192	0.00629	50419	Sn-126	-0.00256 U	0.0202	0.00598
5DN-00197	50390	Sr-90	0.0253 U	0.205	0.0569	50419	Sr-90	0.159 U	0.423	0.128
5DN-00197	50390	Th-228	1.63	0.144	0.133	50419	Th-228	1.45	0.0878	0.139
5DN-00197	50390	Th-229	0.0262 U	0.0688	0.0204	50419	Th-229	0.0067 U	0.0623	0.015
5DN-00197	50390	Th-230	1.12	0.0142	0.0927	50419	Th-230	0.822	0.0492	0.0888
5DN-00197	50390	Th-232	1.37	0.0562	0.107	50419	Th-232	1.24	0.0491	0.117
5DN-00197	50390	Tl-208	0.562	0.0225	0.0329	50419	Tl-208	0.571	0.0226	0.0331

Table A.3
Parent and Field Duplicate Results Summary
Subarea 5D, Round 1

Sample Location	Parent Sample					Field Duplicate Sample				
	Sample ID	Analyte Name	Activity	MDC	TPU	Sample ID	Analyte Name	Activity	MDC	TPU
5DN-00197	50390	Tm-171	-4.62 U	16	5.73	50419	Tm-171	-15 U	26.2	9.51
5DN-00197	50390	U-233/234	0.621	0.0617	0.0784	50419	U-233/234	0.732	0.0547	0.0784
5DN-00197	50390	U-235/236	0.0456	0.0206	0.0189	50419	U-235/236	0.0724	0.0348	0.0214
5DN-00197	50390	U-238	0.783	0.0392	0.0909	50419	U-238	0.922	0.0399	0.0922
5DN-00202	50399	Ac-227	-0.102 U	0.165	0.0549	50411	Ac-227	-0.0665 U	0.175	0.0544
5DN-00202	50399	Ac-228	1.37	0.0889	0.0635	50411	Ac-228	1.21	0.107	0.06
5DN-00202	50399	Am-241	0.00975	0.0191	0.00606	50411	Am-241	0.00619	0.012	0.00402
5DN-00202	50399	Bi-212	0.927	0.141	0.0837	50411	Bi-212	0.942	0.144	0.0905
5DN-00202	50399	Bi-214	0.956	0.0257	0.044	50411	Bi-214	0.653	0.0294	0.0337
5DN-00202	50399	Cd-113m	39.8 U	115	35.7	50411	Cd-113m	-39.3 U	118	36.2
5DN-00202	50399	Cm-243/244	0.00133 U	0.0228	0.00555	50411	Cm-243/244	0.0121	0.0123	0.00532
5DN-00202	50399	Co-60	-0.00166 U	0.0158	0.00456	50411	Co-60	0.00234 U	0.0192	0.00559
5DN-00202	50399	Cs-134	0.00343 U	0.0158	0.00548	50411	Cs-134	0.00271 U	0.0173	0.0058
5DN-00202	50399	Cs-137	0.0434	0.0165	0.00716	50411	Cs-137	0.0582	0.0172	0.00819
5DN-00202	50399	Eu-152	-0.00411 U	0.0421	0.013	50411	Eu-152	0.0226 J	0.0454	0.0159
5DN-00202	50399	Eu-154	-0.00256 U	0.0887	0.0263	50411	Eu-154	-0.0739 UJ	0.0981	0.0347
5DN-00202	50399	Eu-155	0.054 JS	0.0605	0.0231	50411	Eu-155	0.0916 JS	0.0641	0.0311
5DN-00202	50399	Ho-166m	-0.00631 U	0.0224	0.00676	50411	Ho-166m	0.00559 U	0.0262	0.00776
5DN-00202	50399	K-40	19.6	0.109	1.11	50411	K-40	18.2	0.132	1.12
5DN-00202	50399	Na-22	-0.000428 U	0.0212	0.00679	50411	Na-22	-0.00214 U	0.024	0.00714

Table A.3
Parent and Field Duplicate Results Summary
Subarea 5D, Round 1

Sample Location	Parent Sample					Field Duplicate Sample				
	Sample ID	Analyte Name	Activity	MDC	TPU	Sample ID	Analyte Name	Activity	MDC	TPU
5DN-00202	50399	Nb-94	0.00795 JS	0.0135	0.00424	50411	Nb-94	0.0054 U	0.0149	0.00447
5DN-00202	50399	Np-236	0.00144 U	0.0314	0.00957	50411	Np-236	0.00673 U	0.0331	0.01
5DN-00202	50399	Np-239	-0.00833 U	0.113	0.0333	50411	Np-239	0.0118 U	0.115	0.0334
5DN-00202	50399	Pa-231	0.0714 U	0.685	0.208	50411	Pa-231	-0.229 U	0.714	0.22
5DN-00202	50399	Pb-212	1.69	0.0344	0.102	50411	Pb-212	1.53	0.036	0.0915
5DN-00202	50399	Pb-214	1.05	0.0292	0.0508	50411	Pb-214	0.696	0.0314	0.0363
5DN-00202	50399	Pu-238	0	0.00611	0.00226	50411	Pu-238	0.00374 U	0.0189	0.00482
5DN-00202	50399	Pu-239/240	0.00512	0.0143	0.00422	50411	Pu-239/240	0.00133 U	0.0188	0.00415
5DN-00202	50399	Pu-244	0.00449	0.00608	0.00318	50411	Pu-244	0.00953	0.00646	0.00479
5DN-00202	50399	Sb-125	-0.0158 U	0.0429	0.0136	50411	Sb-125	0.0201 U	0.0484	0.015
5DN-00202	50399	Sn-126	0.00159 U	0.0146	0.00421	50411	Sn-126	0.00664 U	0.0173	0.00523
5DN-00202	50399	Sr-90	0.079 U	0.238	0.0707	50411	Sr-90	0.0414 U	0.13	0.0382
5DN-00202	50399	Th-228	1.42	0.0964	0.142	50411	Th-228	1.28	0.142	0.139
5DN-00202	50399	Th-229	0.0142 U	0.0522	0.0142	50411	Th-229	0 U	0.0697	0.015
5DN-00202	50399	Th-230	0.644	0.0657	0.0788	50411	Th-230	0.771	0.0696	0.0902
5DN-00202	50399	Th-232	1.06	0.0191	0.107	50411	Th-232	1.31	0.0202	0.127
5DN-00202	50399	Tl-208	0.532	0.0168	0.0305	50411	Tl-208	0.457	0.0192	0.027
5DN-00202	50399	Tm-171	-4.16 U	11.6	4.03	50411	Tm-171	-1.49 U	15.8	5.17
5DN-00202	50399	U-233/234	0.664	0.0392	0.0699	50411	U-233/234	0.639	0.0616	0.0684
5DN-00202	50399	U-235/236	0.0545	0.0308	0.0175	50411	U-235/236	0.0444	0.0366	0.0164

Table A.3
Parent and Field Duplicate Results Summary
Subarea 5D, Round 1

Sample Location	Parent Sample					Field Duplicate Sample				
	Sample ID	Analyte Name	Activity	MDC	TPU	Sample ID	Analyte Name	Activity	MDC	TPU
5DN-00202	50399	U-238	0.808	0.0309	0.0805	50411	U-238	0.614	0.0409	0.0653
5DS-00011	50460	Ac-227	-0.0713 U	0.147	0.0488	50515	Ac-227	-0.0953 U	0.247	0.0779
5DS-00011	50460	Ac-228	2.35	0.0808	0.101	50515	Ac-228	1.95	0.12	0.0908
5DS-00011	50460	Am-241	0.00384 U	0.0194	0.00495	50515	Am-241	-0.00134 U	0.024	0.00434
5DS-00011	50460	Bi-212	1.73	0.122	0.11	50515	Bi-212	1.49	0.173	0.119
5DS-00011	50460	Bi-214	1.89	0.0275	0.081	50515	Bi-214	1.6	0.0387	0.0774
5DS-00011	50460	Cd-113m	-3.37 U	96.6	29.9	50515	Cd-113m	-38.9 U	162	51.4
5DS-00011	50460	Cm-243/244	-0.00329 U	0.0291	0.00615	50515	Cm-243/244	0.011	0.0243	0.00758
5DS-00011	50460	Co-60	0.00301 U	0.0161	0.00473	50515	Co-60	-0.00134 U	0.0215	0.00622
5DS-00011	50460	Cs-134	0.00636 U	0.0146	0.00524	50515	Cs-134	0.00599 U	0.0206	0.00708
5DS-00011	50460	Cs-137	0.0945	0.0148	0.00961	50515	Cs-137	0.105	0.021	0.00982
5DS-00011	50460	Eu-152	-0.0119 U	0.0368	0.0135	50515	Eu-152	-0.0108 U	0.0608	0.0214
5DS-00011	50460	Eu-154	0.0294 U	0.0851	0.0299	50515	Eu-154	0.101 J	0.129	0.0479
5DS-00011	50460	Eu-155	0.136 JS	0.0447	0.0221	50515	Eu-155	0.203 SJ	0.0871	0.041
5DS-00011	50460	Ho-166m	-0.0153 U	0.0232	0.00784	50515	Ho-166m	-0.0123 U	0.0331	0.0106
5DS-00011	50460	K-40	21	0.118	1.12	50515	K-40	18.8	0.179	1.19
5DS-00011	50460	Na-22	-0.00782 U	0.0182	0.00576	50515	Na-22	0.0134 J	0.0257	0.00856
5DS-00011	50460	Nb-94	0.0105 JS	0.0144	0.0048	50515	Nb-94	0.0123 SJ	0.0196	0.0064
5DS-00011	50460	Np-236	-0.0138 U	0.0245	0.00793	50515	Np-236	0.00887 U	0.0467	0.0144
5DS-00011	50460	Np-239	-0.0247 U	0.0964	0.0302	50515	Np-239	-0.0411 U	0.163	0.0495

Table A.3
Parent and Field Duplicate Results Summary
Subarea 5D, Round 1

Sample Location	Parent Sample					Field Duplicate Sample				
	Sample ID	Analyte Name	Activity	MDC	TPU	Sample ID	Analyte Name	Activity	MDC	TPU
5DS-00011	50460	Pa-231	-0.119 U	0.612	0.203	50515	Pa-231	0.497 U	1.02	0.344
5DS-00011	50460	Pb-212	2.72	0.0263	0.147	50515	Pb-212	2.41	0.0456	0.145
5DS-00011	50460	Pb-214	2.07	0.0269	0.0901	50515	Pb-214	1.87	0.0425	0.0867
5DS-00011	50460	Pu-238	0.0117	0.00634	0.00525	50515	Pu-238	-0.00352 U	0.0274	0.00485
5DS-00011	50460	Pu-239/240	0.0083	0.0184	0.00574	50515	Pu-239/240	0.0108	0.0239	0.00745
5DS-00011	50460	Pu-244	0	0.00632	0.00233	50515	Pu-244	0.00605	0.0082	0.00428
5DS-00011	50460	Sb-125	0.0152 U	0.0397	0.0122	50515	Sb-125	0.0205 U	0.0602	0.0179
5DS-00011	50460	Sn-126	-0.00801 U	0.0151	0.00487	50515	Sn-126	0.00102 U	0.0212	0.00635
5DS-00011	50460	Sr-90	0.0582 U	0.338	0.097	50515	Sr-90	-0.12 U	0.308	0.0775
5DS-00011	50460	Th-228	2.63	0.113	0.183	50515	Th-228	2.2	0.144	0.187
5DS-00011	50460	Th-229	-0.0173 U	0.0758	0.0153	50515	Th-229	0.0323	0.0595	0.0199
5DS-00011	50460	Th-230	1.29	0.0693	0.107	50515	Th-230	1.19	0.0749	0.118
5DS-00011	50460	Th-232	2.21	0.0156	0.154	50515	Th-232	2.02	0.0747	0.167
5DS-00011	50460	Tl-208	0.917	0.0153	0.0487	50515	Tl-208	0.701	0.0232	0.0394
5DS-00011	50460	Tm-171	-0.628 U	5.99	2.06	50515	Tm-171	-9.23 U	21.2	7.49
5DS-00011	50460	U-233/234	1.32	0.0587	0.126	50515	U-233/234	1.2	0.0696	0.121
5DS-00011	50460	U-235/236	0.0796	0.0196	0.0246	50515	U-235/236	0.097	0.0503	0.0298
5DS-00011	50460	U-238	1.39	0.0587	0.13	50515	U-238	1.31	0.0407	0.128
5DS-00013	50465	Ac-227	-0.0336 U	0.221	0.0759	50517	Ac-227	-0.0572 U	0.217	0.0658
5DS-00013	50465	Ac-228	2.08	0.0964	0.0957	50517	Ac-228	2.02	0.109	0.091

Table A.3
Parent and Field Duplicate Results Summary
Subarea 5D, Round 1

Sample Location	Parent Sample					Field Duplicate Sample				
	Sample ID	Analyte Name	Activity	MDC	TPU	Sample ID	Analyte Name	Activity	MDC	TPU
5DS-00013	50465	Am-241	0.0115	0.00625	0.00518	50517	Am-241	0.0118	0.00802	0.00594
5DS-00013	50465	Bi-212	1.48	0.153	0.103	50517	Bi-212	1.54	0.163	0.116
5DS-00013	50465	Bi-214	1.64	0.032	0.0728	50517	Bi-214	1.73	0.0344	0.0769
5DS-00013	50465	Cd-113m	13.9 U	146	53.2	50517	Cd-113m	-10.5 U	143	43.7
5DS-00013	50465	Cm-243/244	-0.00875 U	0.0304	0.00577	50517	Cm-243/244	-0.0112 UJ	0.039	0.00741
5DS-00013	50465	Co-60	0.0125 J	0.0188	0.00607	50517	Co-60	0.00322 U	0.0199	0.00581
5DS-00013	50465	Cs-134	0.00314 U	0.0171	0.00567	50517	Cs-134	0.00586 U	0.0184	0.00621
5DS-00013	50465	Cs-137	0.0188 J	0.0195	0.00759	50517	Cs-137	-0.00499 U	0.0203	0.00705
5DS-00013	50465	Eu-152	-0.0285 U	0.0529	0.0233	50517	Eu-152	-0.0369 U	0.0545	0.0201
5DS-00013	50465	Eu-154	0.0545 J	0.104	0.0364	50517	Eu-154	0.0499 U	0.107	0.0362
5DS-00013	50465	Eu-155	0.138 JS	0.0792	0.0295	50517	Eu-155	0.116 JS	0.0781	0.0334
5DS-00013	50465	Ho-166m	-0.0131 U	0.0283	0.00902	50517	Ho-166m	0.0121 U	0.0319	0.00967
5DS-00013	50465	K-40	18.6	0.145	1.07	50517	K-40	17.7	0.163	0.968
5DS-00013	50465	Na-22	-0.0032 U	0.0209	0.0074	50517	Na-22	-0.0203 UJ	0.021	0.00915
5DS-00013	50465	Nb-94	0.00218 U	0.0172	0.00502	50517	Nb-94	0.00725 U	0.0179	0.00545
5DS-00013	50465	Np-236	-0.00287 U	0.0429	0.0125	50517	Np-236	0.000421 U	0.0416	0.0127
5DS-00013	50465	Np-239	-0.00781 U	0.148	0.0442	50517	Np-239	0.00307 U	0.146	0.0428
5DS-00013	50465	Pa-231	-0.121 U	0.894	0.292	50517	Pa-231	-0.189 U	0.903	0.273
5DS-00013	50465	Pb-212	2.5	0.039	0.157	50517	Pb-212	2.31	0.0389	0.132
5DS-00013	50465	Pb-214	1.87	0.038	0.0895	50517	Pb-214	1.89	0.0395	0.0863

Table A.3
Parent and Field Duplicate Results Summary
Subarea 5D, Round 1

Sample Location	Parent Sample					Field Duplicate Sample				
	Sample ID	Analyte Name	Activity	MDC	TPU	Sample ID	Analyte Name	Activity	MDC	TPU
5DS-00013	50465	Pu-238	0	0.0079	0.00292	50517	Pu-238	0.00355 UJ	0.05	0.011
5DS-00013	50465	Pu-239/240	0.000814 UJ	0.0185	0.00359	50517	Pu-239/240	0.00354 UJ	0.0499	0.011
5DS-00013	50465	Pu-244	0.00582	0.00788	0.00412	50517	Pu-244	0.00632	0.0171	0.00633
5DS-00013	50465	Sb-125	0.00827 U	0.0517	0.0157	50517	Sb-125	0.00758 U	0.0532	0.0161
5DS-00013	50465	Sn-126	-0.0169 UJ	0.0181	0.00682	50517	Sn-126	-0.00393 U	0.0195	0.0059
5DS-00013	50465	Sr-90	0.184 U	0.411	0.125	50517	Sr-90	0.0653 U	0.265	0.0769
5DS-00013	50465	Th-228	2.46	0.0212	0.186	50517	Th-228	2.1	0.095	0.162
5DS-00013	50465	Th-229	0.0425	0.0659	0.0225	50517	Th-229	0.0394	0.0708	0.0228
5DS-00013	50465	Th-230	1.02	0.0657	0.1	50517	Th-230	1.31	0.0609	0.113
5DS-00013	50465	Th-232	2	0.0519	0.156	50517	Th-232	1.87	0.0481	0.143
5DS-00013	50465	Tl-208	0.738	0.0192	0.0404	50517	Tl-208	0.742	0.0207	0.0404
5DS-00013	50465	Tm-171	-9.13 U	14.9	5.68	50517	Tm-171	-6.1 U	14.2	4.99
5DS-00013	50465	U-233/234	1.35	0.051	0.132	50517	U-233/234	1.28	0.0527	0.122
5DS-00013	50465	U-235/236	0.0285	0.063	0.0197	50517	U-235/236	0.0648	0.0195	0.022
5DS-00013	50465	U-238	1.46	0.0175	0.139	50517	U-238	1.47	0.0527	0.135
5DS-00019	50476	Ac-227	-0.207 U	0.29	0.104	50514	Ac-227	-0.221 UJ	0.274	0.0984
5DS-00019	50476	Ac-228	2.49	0.134	0.116	50514	Ac-228	2.6	0.115	0.12
5DS-00019	50476	Am-241	-0.000384 U	0.0217	0.00453	50514	Am-241	0.0127	0.0208	0.00692
5DS-00019	50476	Bi-212	1.73	0.203	0.124	50514	Bi-212	1.91	0.182	0.131
5DS-00019	50476	Bi-214	1.85	0.0437	0.0833	50514	Bi-214	2	0.0404	0.088

Table A.3
Parent and Field Duplicate Results Summary
Subarea 5D, Round 1

Sample Location	Parent Sample					Field Duplicate Sample				
	Sample ID	Analyte Name	Activity	MDC	TPU	Sample ID	Analyte Name	Activity	MDC	TPU
5DS-00019	50476	Cd-113m	-168 UJ	195	73.8	50514	Cd-113m	41.2 U	186	57.5
5DS-00019	50476	Cm-243/244	-0.00564 U	0.0284	0.0055	50514	Cm-243/244	-0.0073 U	0.0287	0.00581
5DS-00019	50476	Co-60	-0.00514 U	0.0231	0.00699	50514	Co-60	0.0102 U	0.0235	0.00704
5DS-00019	50476	Cs-134	-0.000717 U	0.0229	0.00775	50514	Cs-134	0.00792 U	0.0216	0.00737
5DS-00019	50476	Cs-137	0.139	0.0232	0.0125	50514	Cs-137	0.14	0.0224	0.0122
5DS-00019	50476	Eu-152	-0.042 U	0.0701	0.0265	50514	Eu-152	-0.0478 U	0.0663	0.024
5DS-00019	50476	Eu-154	0.0259 U	0.133	0.0462	50514	Eu-154	0.0244 U	0.123	0.0426
5DS-00019	50476	Eu-155	0.116 JS	0.113	0.0386	50514	Eu-155	0.114 JS	0.1	0.0423
5DS-00019	50476	Ho-166m	-0.00309 U	0.0377	0.0112	50514	Ho-166m	-0.0236 U	0.0341	0.0118
5DS-00019	50476	K-40	17.9	0.189	1.13	50514	K-40	18.5	0.183	1.09
5DS-00019	50476	Na-22	-0.00737 U	0.0263	0.00941	50514	Na-22	0.018 J	0.0264	0.00942
5DS-00019	50476	Nb-94	0.000281 U	0.0218	0.00642	50514	Nb-94	0.0176 JS	0.0217	0.0068
5DS-00019	50476	Np-236	-0.0461 UJ	0.0578	0.0212	50514	Np-236	-0.0136 U	0.0533	0.0176
5DS-00019	50476	Np-239	0.097 U	0.2	0.0651	50514	Np-239	-0.0314 U	0.186	0.0554
5DS-00019	50476	Pa-231	-0.58 U	1.18	0.412	50514	Pa-231	0.086 U	1.14	0.351
5DS-00019	50476	Pb-212	3.08	0.0541	0.202	50514	Pb-212	3.2	0.0512	0.212
5DS-00019	50476	Pb-214	2.21	0.0495	0.109	50514	Pb-214	2.26	0.048	0.108
5DS-00019	50476	Pu-238	-0.00991 UJ	0.0404	0.00774	50514	Pu-238	-0.0031 U	0.0242	0.00427
5DS-00019	50476	Pu-239/240	0.00455 UJ	0.0354	0.00896	50514	Pu-239/240	0.00373 U	0.0291	0.00735
5DS-00019	50476	Pu-244	0.0065	0.00881	0.00461	50514	Pu-244	0.00608	0.017	0.00501

Table A.3
Parent and Field Duplicate Results Summary
Subarea 5D, Round 1

Sample Location	Parent Sample					Field Duplicate Sample				
	Sample ID	Analyte Name	Activity	MDC	TPU	Sample ID	Analyte Name	Activity	MDC	TPU
5DS-00019	50476	Sb-125	0.00486 U	0.0702	0.021	50514	Sb-125	-0.031 U	0.0645	0.0213
5DS-00019	50476	Sn-126	-0.00815 U	0.0239	0.00739	50514	Sn-126	-0.00496 U	0.0224	0.00679
5DS-00019	50476	Sr-90	-0.0643 U	0.264	0.0658	50514	Sr-90	0.0658 U	0.212	0.0618
5DS-00019	50476	Th-228	2.74	0.111	0.203	50514	Th-228	2.83	0.021	0.204
5DS-00019	50476	Th-229	0.0561	0.019	0.02	50514	Th-229	0.0414	0.0508	0.0196
5DS-00019	50476	Th-230	1.67	0.0754	0.138	50514	Th-230	1.52	0.0507	0.127
5DS-00019	50476	Th-232	2.31	0.0648	0.172	50514	Th-232	2.2	0.0901	0.165
5DS-00019	50476	Tl-208	0.915	0.0256	0.0497	50514	Tl-208	0.922	0.0249	0.0501
5DS-00019	50476	Tm-171	-1.53 U	31.7	10.5	50514	Tm-171	-19.6 UJ	24.5	9.67
5DS-00019	50476	U-233/234	1.46	0.0664	0.134	50514	U-233/234	1.59	0.0672	0.147
5DS-00019	50476	U-235/236	0.0512	0.0448	0.0208	50514	U-235/236	0.107	0.0207	0.0294
5DS-00019	50476	U-238	1.42	0.0154	0.131	50514	U-238	1.44	0.0167	0.136
5DS-00037	50508	Ac-227	-0.0542 U	0.205	0.0623	50516	Ac-227	0.0393 U	0.164	0.0505
5DS-00037	50508	Ac-228	1.19	0.113	0.0618	50516	Ac-228	1.1	0.0991	0.057
5DS-00037	50508	Am-241	0.00301 U	0.0152	0.00388	50516	Am-241	0.0188	0.0307	0.0102
5DS-00037	50508	Bi-212	0.745 J	0.16	0.1	50516	Bi-212	0.834 J	0.228	0.212
5DS-00037	50508	Bi-214	0.739	0.0332	0.0402	50516	Bi-214	0.915	0.0287	0.0469
5DS-00037	50508	Cd-113m	49.7 U	138	41.8	50516	Cd-113m	-68.5 U	107	37.4
5DS-00037	50508	Cm-243/244	-0.00872 U	0.0267	0.00503	50516	Cm-243/244	0.00211 UJ	0.0362	0.00882
5DS-00037	50508	Co-60	-0.00429 U	0.0201	0.00604	50516	Co-60	0.00172 U	0.0186	0.00532

Table A.3
Parent and Field Duplicate Results Summary
Subarea 5D, Round 1

Sample Location	Parent Sample					Field Duplicate Sample				
	Sample ID	Analyte Name	Activity	MDC	TPU	Sample ID	Analyte Name	Activity	MDC	TPU
5DS-00037	50508	Cs-134	-0.00104 U	0.0169	0.00568	50516	Cs-134	-0.00791 U	0.0145	0.00556
5DS-00037	50508	Cs-137	-0.00253 U	0.0199	0.00683	50516	Cs-137	-0.0202 UJ	0.0174	0.00707
5DS-00037	50508	Eu-152	-0.0246 U	0.0511	0.0189	50516	Eu-152	-0.0023 U	0.0413	0.0136
5DS-00037	50508	Eu-154	-0.0492 U	0.112	0.0352	50516	Eu-154	-0.0331 U	0.0999	0.0314
5DS-00037	50508	Eu-155	0.0728 JS	0.0722	0.0277	50516	Eu-155	0.0532 JS	0.0523	0.0194
5DS-00037	50508	Ho-166m	0.00104 U	0.0312	0.00916	50516	Ho-166m	-0.00516 U	0.0259	0.00767
5DS-00037	50508	K-40	17.1	0.158	1.04	50516	K-40	16.6	0.125	0.9
5DS-00037	50508	Na-22	0.00528 U	0.0256	0.00742	50516	Na-22	-0.0109 U	0.0217	0.007
5DS-00037	50508	Nb-94	0.00148 U	0.018	0.00526	50516	Nb-94	0.00207 U	0.0153	0.00439
5DS-00037	50508	Np-236	0.000559 U	0.0394	0.012	50516	Np-236	-0.00629 U	0.0268	0.00798
5DS-00037	50508	Np-239	-0.000819 U	0.139	0.0407	50516	Np-239	-0.0173 U	0.105	0.0324
5DS-00037	50508	Pa-231	-0.352 U	0.858	0.272	50516	Pa-231	-0.264 U	0.677	0.221
5DS-00037	50508	Pb-212	1.36	0.0385	0.0924	50516	Pb-212	1.32	0.029	0.0749
5DS-00037	50508	Pb-214	0.758	0.0392	0.0432	50516	Pb-214	0.855	0.03	0.0419
5DS-00037	50508	Pu-238	-0.00358 U	0.0196	0.00355	50516	Pu-238	-0.00302 UJ	0.0236	0.00416
5DS-00037	50508	Pu-239/240	0.000992 U	0.027	0.00637	50516	Pu-239/240	-0.0105 UJ	0.0322	0.00559
5DS-00037	50508	Pu-244	0.00139 U	0.0196	0.00432	50516	Pu-244	0.0055 UJ	0.0261	0.00691
5DS-00037	50508	Sb-125	-0.00494 U	0.0505	0.0154	50516	Sb-125	0.0114 U	0.0436	0.0129
5DS-00037	50508	Sn-126	-0.00207 U	0.0199	0.0059	50516	Sn-126	-0.00409 U	0.0167	0.00498
5DS-00037	50508	Sr-90	-0.113 U	0.254	0.0592	50516	Sr-90	0.333	0.387	0.13

Table A.3
Parent and Field Duplicate Results Summary
Subarea 5D, Round 1

Sample Location	Parent Sample					Field Duplicate Sample				
	Sample ID	Analyte Name	Activity	MDC	TPU	Sample ID	Analyte Name	Activity	MDC	TPU
5DS-00037	50508	Th-228	1.15	0.088	0.115	50516	Th-228	1.39	0.138	0.128
5DS-00037	50508	Th-229	0.0148 U	0.0688	0.0181	50516	Th-229	0.0462	0.0711	0.0239
5DS-00037	50508	Th-230	0.842	0.0544	0.0903	50516	Th-230	0.909	0.0612	0.0913
5DS-00037	50508	Th-232	1.16	0.0199	0.11	50516	Th-232	1.21	0.0483	0.109
5DS-00037	50508	Tl-208	0.439	0.0186	0.0269	50516	Tl-208	0.444	0.017	0.0276
5DS-00037	50508	Tm-171	-1.08 U	17	5.08	50516	Tm-171	0.402 U	6.33	2.15
5DS-00037	50508	U-233/234	0.613	0.0598	0.0691	50516	U-233/234	0.622	0.0779	0.073
5DS-00037	50508	U-235/236	0.0315	0.038	0.0154	50516	U-235/236	0.0584	0.0176	0.0198
5DS-00037	50508	U-238	0.863	0.0437	0.0863	50516	U-238	0.617	0.0414	0.0705

Notes:

Refer to Table 2.1 of the Field Sampling Plan for Soil Sampling (HGL,2012a) for a definition of radionuclide symbols.

Reporting units in picocuries per gram.

ID - Identification

MDC - minimum detectable concentration

TPU - total propagated uncertainty

J - The analyte was detected at the reported concentration; the quantitation is an estimate.

S - Analyte result is subject to spectral interference. Unless otherwise qualified, the data is believed to be consistent with the background study results and may be used for its intended purpose.

L - Analyte present. Reported value may be biased low. Actual value is expected to be higher.

U - Not considered detected. The associated number is the reported concentration.

U J - Not considered detected. The associated number is the reported concentration, which may be inaccurate.

UL - Not considered detected. The associated number is the reported concentration, which may be inaccurate due to a low bias.

Table A.4
Rinsate and Source Comparison Summary
Subarea 5D, Round 1

Sample Type	Sample ID	H-3 ¹			U-233/U-234			U-235/U-236			U-238		
		Activity	MDC	TPU	Activity	MDC	TPU	Activity	MDC	TPU	Activity	MDC	TPU
Rinsate	R0159	36.9 U	412	117	-0.00185 U	0.0231	0.0054	0.0101	0.0149	0.0054	0.00983	0.0176	0.00571
Source	S0148	103 U	353	106	-0.0109 U	0.0848	0.0182	0.00845 J	0.0229	0.00847	0.00684 J	0.0185	0.00685
Rinsate	R0161	--	--	--	-0.0239 U	0.0736	0.0129	0.00907 J	0.0246	0.00909	0.022 J	0.0199	0.0128
Source	S0148	103 U	353	106	-0.0109 U	0.0848	0.0182	0.00845 J	0.0229	0.00847	0.00684 J	0.0185	0.00685
Rinsate	R0163	--	--	--	0.0275 U	0.0881	0.025	0.00304 U	0.0692	0.0134	0.0176 J	0.0238	0.0125
Source	S0170	--	--	--	0.0344 U	0.127	0.0359	0.00 J	0.0286	0.0106	0.0133 U	0.0673	0.0172
Rinsate	R0165	--	--	--	-0.0147 U	0.074	0.0136	0.00 J	0.0228	0.00841	-0.00788 U	0.0615	0.0109
Source	S0170	--	--	--	0.0344 U	0.127	0.0359	0.00 J	0.0286	0.0106	0.0133 U	0.0673	0.0172
Rinsate	R0167	75.1 U	268	80.3	0.00322 U	0.0502	0.0119	0.0124 J	0.0168	0.00879	0.0164 J	0.0319	0.0107
Source	S0170	--	--	--	0.0344 U	0.127	0.0359	0.00 J	0.0286	0.0106	0.0133 U	0.0673	0.0172
Rinsate	R0169	--	--	--	0.0529 J	0.0436	0.0208	0.0108 U	0.0539	0.0134	0.0156 J	0.0436	0.0129
Source	S0170	--	--	--	0.0344 U	0.127	0.0359	0.00 J	0.0286	0.0106	0.0133 U	0.0673	0.0172
Rinsate	R0171	189 U	343	107	-0.0138 U	0.0508	0.0092	-0.00573 U	0.0507	0.00983	-0.00747 U	0.0583	0.0103
Source	S0170	--	--	--	0.0344 U	0.127	0.0359	0.00 J	0.0286	0.0106	0.0133 U	0.0673	0.0172
Rinsate	R0173	--	--	--	0.0194 U	0.0519	0.0153	0.0128 J	0.0173	0.00908	0.0176 U	0.0564	0.0161
Source	S0170	--	--	--	0.0344 U	0.127	0.0359	0.00 J	0.0286	0.0106	0.0133 U	0.0673	0.0172
Rinsate	R0175	--	--	--	0.0183 U	0.0608	0.0172	-0.00303 U	0.0544	0.00985	0.000669 U	0.056	0.0126
Source	S0148	103 U	353	106	-0.0109 U	0.0848	0.0182	0.00845 J	0.0229	0.00847	0.00684 J	0.0185	0.00685
Rinsate	R0177	--	--	--	-0.0113 U	0.105	0.0223	0.00 J	0.0301	0.0111	0.00503 U	0.0708	0.0157
Source	S0148	103 U	353	106	-0.0109 U	0.0848	0.0182	0.00845 J	0.0229	0.00847	0.00684 J	0.0185	0.00685
Rinsate	R0179	--	--	--	0.00735 U	0.0481	0.0112	0.00933 J	0.0253	0.00935	0.0151 J	0.0205	0.0107
Source	S0148	103 U	353	106	-0.0109 U	0.0848	0.0182	0.00845 J	0.0229	0.00847	0.00684 J	0.0185	0.00685
Rinsate	R0181	--	--	--	-0.00596 U	0.0892	0.0191	0.0129 U	0.0644	0.0161	-0.00491 U	0.0891	0.0194
Source	S0148	103 U	353	106	-0.0109 U	0.0848	0.0182	0.00845 J	0.0229	0.00847	0.00684 J	0.0185	0.00685

Table A.4
Rinsate and Source Comparison Summary
Subarea 5D, Round 1

Sample Type	Sample ID	H-3 ¹			U-233/U-234			U-235/U-236			U-238		
		Activity	MDC	TPU	Activity	MDC	TPU	Activity	MDC	TPU	Activity	MDC	TPU
Rinsate	R0183	--	--	--	0.0106 U	0.0898	0.0225	0.0057 U	0.0803	0.0178	0.00461 U	0.065	0.0144
Source	S0148	103 U	353	106	-0.0109 U	0.0848	0.0182	0.00845 J	0.0229	0.00847	0.00684 J	0.0185	0.00685
Rinsate	R0204	--	--	--	0.0182 J	0.0411	0.0127	-0.00247 U	0.0442	0.00801	-0.0098 U	0.0411	0.00726
Source	S0278	42.0 U	270	79.8	0.0143 U	0.0593	0.0159	0.00227 U	0.0516	0.010	0.0131 J	0.0178	0.00931
Rinsate	R0219	--	--	--	-0.0535 U	0.222	0.0427	-0.00354 U	0.200	0.0418	-0.0466 U	0.195	0.034
Source	S0278	42.0 U	270	79.8	0.0143 U	0.0593	0.0159	0.00227 U	0.0516	0.010	0.0131 J	0.0178	0.00931
Rinsate	R0223	--	--	--	0.0198 U	0.073	0.0202	0.018 J	0.0244	0.0128	0.0102 U	0.0793	0.0201
Source	S0278	42.0 U	270	79.8	0.0143 U	0.0593	0.0159	0.00227 U	0.0516	0.010	0.0131 J	0.0178	0.00931
Rinsate	R0225	--	--	--	-0.0287 U	0.168	0.032	0.00532 U	0.121	0.0235	0.0769 J	0.0417	0.0349
Source	S0278	42.0 U	270	79.8	0.0143 U	0.0593	0.0159	0.00227 U	0.0516	0.010	0.0131 J	0.0178	0.00931
Rinsate	R0227	--	--	--	-0.0149 U	0.0699	0.0126	0.0101 U	0.0505	0.0126	0.0192 J	0.0174	0.0112
Source	S0278	42.0 U	270	79.8	0.0143 U	0.0593	0.0159	0.00227 U	0.0516	0.010	0.0131 J	0.0178	0.00931
Rinsate	R0229	--	--	--	-0.00558 U	0.0321	0.0119	0.0187 U	0.0932	0.0233	-0.00852 U	0.0754	0.0146
Source	S0278	42.0 U	270	79.8	0.0143 U	0.0593	0.0159	0.00227 U	0.0516	0.010	0.0131 J	0.0178	0.00931
Rinsate	R0231	--	--	--	0.0219 J	0.0521	0.0158	0.00 J	0.0193	0.00713	0.032 J	0.0454	0.0164
Source	S0278	42.0 U	270	79.8	0.0143 U	0.0593	0.0159	0.00227 U	0.0516	0.010	0.0131 J	0.0178	0.00931
Rinsate	R0233	--	--	--	0.0658 J	0.0916	0.0322	0.0257 J	0.0719	0.0212	-0.0172 U	0.0916	0.016
Source	S0278	42.0 U	270	79.8	0.0143 U	0.0593	0.0159	0.00227 U	0.0516	0.010	0.0131 J	0.0178	0.00931
Rinsate	R0235	--	--	--	-0.0645 U	0.264	0.0622	-0.0274 U	0.187	0.0367	0.015 U	0.206	0.0531
Source	S0278	42.0 U	270	79.8	0.0143 U	0.0593	0.0159	0.00227 U	0.0516	0.010	0.0131 J	0.0178	0.00931
Rinsate	R0237	75.5 U	322	95.5	-0.0346 U	0.129	0.0283	-0.0085 U	0.110	0.024	-0.0113 U	0.0694	0.0137
Source	S0278	42.0 U	270	79.8	0.0143 U	0.0593	0.0159	0.00227 U	0.0516	0.010	0.0131 J	0.0178	0.00931
Rinsate	R0239	143 U	320	97.8	-0.0474 U	0.160	0.0344	0.0188 U	0.0949	0.0242	0.00817 U	0.0881	0.0208
Source	S0148	103 U	353	106	-0.0109 U	0.0848	0.0182	0.00845 J	0.0229	0.00847	0.00684 J	0.0185	0.00685

Table A.4
Rinsate and Source Comparison Summary
Subarea 5D, Round 1

Sample Type	Sample ID	H-3 ¹			U-233/U-234			U-235/U-236			U-238		
		Activity	MDC	TPU	Activity	MDC	TPU	Activity	MDC	TPU	Activity	MDC	TPU
Rinsate	R0240	64.2 U	348	103	-0.0107 U	0.0183	0.00678	-0.00602 U	0.0533	0.0103	0.00379 U	0.0534	0.0118
Source	S0278	42.0 U	270	79.8	0.0143 U	0.0593	0.0159	0.00227 U	0.0516	0.010	0.0131 J	0.0178	0.00931
Rinsate	R0241	66.7 U	310	91.6	-0.0304 U	0.155	0.0313	-0.0223 U	0.122	0.0221	0.016 U	0.0797	0.0199
Source	S0278	42.0 U	270	79.8	0.0143 U	0.0593	0.0159	0.00227 U	0.0516	0.010	0.0131 J	0.0178	0.00931
Rinsate	R0243	129 U	358	108	-0.0312 U	0.0835	0.0162	0.00453 U	0.103	0.020	-0.0283 U	0.119	0.021
Source	S0148	103 U	353	106	-0.0109 U	0.0848	0.0182	0.00845 J	0.0229	0.00847	0.00684 J	0.0185	0.00685
Rinsate	R0244	170 J	346	107	0.000523 U	0.105	0.0253	0.0099 J	0.0268	0.00992	0.0032 U	0.0873	0.0206
Source	S0148	103 U	353	106	-0.0109 U	0.0848	0.0182	0.00845 J	0.0229	0.00847	0.00684 J	0.0185	0.00685
Rinsate	R0246	--	--	--	0.00429 U	0.0669	0.0147	-0.00461 U	0.0827	0.015	0.017 J	0.023	0.012
Source	S0278	42.0 U	270	79.8	0.0143 U	0.0593	0.0159	0.00227 J	0.0516	0.010	0.0131 J	0.0178	0.00931
Rinsate	R0247	46.8 U	383	113	-0.0389 U	0.148	0.0264	0.00438 U	0.0996	0.0193	0.00354 U	0.0805	0.0156
Source	S0148	103 U	353	106	-0.0109 U	0.0848	0.0182	0.00845 J	0.0229	0.00847	0.00684 J	0.0185	0.00685
Rinsate	R0248	131 U	338	103	0.0254 J	0.0607	0.0186	0.019 J	0.0258	0.0135	0.0252 J	0.049	0.0165
Source	S0148	103 U	353	106	-0.0109 U	0.0848	0.0182	0.00845 J	0.0229	0.00847	0.00684 J	0.0185	0.00685
Rinsate	R0250	68.4 U	346	102	-0.000499 U	0.0801	0.0177	0.0197 J	0.0267	0.014	0.0262 J	0.0508	0.0171
Source	S0148	103 U	353	106	-0.0109 U	0.0848	0.0182	0.00845 J	0.0229	0.00847	0.00684 J	0.0185	0.00685
Rinsate	R0252	73.7 U	269	80.6	-0.00926 U	0.0731	0.014	0.00901 J	0.0244	0.00903	-0.00525 U	0.0464	0.00899
Source	S0170	--	--	--	0.0344 U	0.127	0.0359	0.00 J	0.0286	0.0106	0.0133 U	0.0673	0.0172
Rinsate	R0254	201 J	271	86.6	-0.0248 U	0.127	0.0265	0.0241 J	0.0327	0.0171	-0.0156 U	0.106	0.0209
Source	S0148	103 U	353	106	-0.0109 U	0.0848	0.0182	0.00845 J	0.0229	0.00847	0.00684 J	0.0185	0.00685
Rinsate	R0256	--	--	--	0.0057 U	0.109	0.0255	0.00	0.0365	0.0135	0.00305 U	0.0695	0.0135
Source	S0148	103 U	353	106	-0.0109 U	0.0848	0.0182	0.00845 J	0.0229	0.00847	0.00684 J	0.0185	0.00685
Rinsate	R0262	116 U	268	81.9	0.0173 U	0.0673	0.018	0.0131 J	0.0354	0.0131	0.0106 J	0.0286	0.0106
Source	S0148	103 U	353	106	-0.0109 U	0.0848	0.0182	0.00845 J	0.0229	0.00847	0.00684 J	0.0185	0.00685

Table A.4
Rinsate and Source Comparison Summary
Subarea 5D, Round 1

Sample Type	Sample ID	H-3 ¹			U-233/U-234			U-235/U-236			U-238		
		Activity	MDC	TPU	Activity	MDC	TPU	Activity	MDC	TPU	Activity	MDC	TPU
Rinsate	R0264	--	--	--	0.00737 U	0.122	0.0278	0.00	0.0451	0.0167	0.0248 U	0.122	0.0318
Source	S0148	103 U	353	106	-0.0109 U	0.0848	0.0182	0.00845 J	0.0229	0.00847	0.00684 J	0.0185	0.00685
Rinsate	R0266	--	--	--	-0.0123 U	0.0717	0.013	-0.00494 U	0.0886	0.0161	-0.0131 U	0.0717	0.013
Source	S0148	103 U	353	106	-0.0109 U	0.0848	0.0182	0.00845 J	0.0229	0.00847	0.00684 J	0.0185	0.00685
Rinsate	R0268	--	--	--	-0.0238 U	0.073	0.0128	0.00899 J	0.0244	0.00901	0.00727 J	0.0197	0.00729
Source	S0148	103 U	353	106	-0.0109 U	0.0848	0.0182	0.00845 J	0.0229	0.00847	0.00684 J	0.0185	0.00685
Rinsate	R0270	--	--	--	0.0238 U	0.0771	0.0218	0.0105 J	0.0286	0.0106	-0.00136 U	0.0771	0.0161
Source	S0148	103 U	353	106	-0.0109 U	0.0848	0.0182	0.00845 J	0.0229	0.00847	0.00684 J	0.0185	0.00685
Rinsate	R0272	--	--	--	-0.0235 U	0.111	0.0201	0.00352 U	0.0802	0.0155	-0.00448 U	0.0803	0.0145
Source	S0148	103 U	353	106	-0.0109 U	0.0848	0.0182	0.00845 J	0.0229	0.00847	0.00684 J	0.0185	0.00685
Rinsate	R0274	--	--	--	0.0233 U	0.0761	0.0215	0.0341 J	0.0662	0.0222	0.0215 U	0.0663	0.0189
Source	S0148	103 U	353	106	-0.0109 U	0.0848	0.0182	0.00845 J	0.0229	0.00847	0.00684 J	0.0185	0.00685
Rinsate	R0276	--	--	--	0.00178 U	0.0612	0.0135	0.0167 J	0.0226	0.0119	0.026 J	0.0612	0.0187
Source	S0278	42.0 U	270	79.8	0.0143 U	0.0593	0.0159	0.00227 U	0.0516	0.010	0.0131 J	0.0178	0.00931
Rinsate	R0278	--	--	--	0.0138 U	0.0777	0.0208	0.0115 U	0.058	0.0148	0.00238 U	0.0648	0.0153
Source	S0278	42.0 U	270	79.8	0.0143 U	0.0593	0.0159	0.00227 U	0.0516	0.010	0.0131 J	0.0178	0.00931
Rinsate	R0279	--	--	--	-0.0251 U	0.0873	0.0153	-0.00775 U	0.0685	0.0133	0.00 J	0.0236	0.00872
Source	S0278	42.0 U	270	79.8	0.0143 U	0.0593	0.0159	0.00227 U	0.0516	0.010	0.0131 J	0.0178	0.00931
Rinsate	R0280	--	--	--	0.00561 U	0.051	0.0118	0.016 J	0.0217	0.0114	0.00647 J	0.0175	0.00648
Source	S0278	42.0 U	270	79.8	0.0143 U	0.0593	0.0159	0.00227 U	0.0516	0.010	0.0131 J	0.0178	0.00931
Rinsate	R0281	--	--	--	-0.0134 U	0.0568	0.0103	-0.00641 U	0.0567	0.011	0.00922 U	0.0459	0.0114
Source	S0278	42.0 U	270	79.8	0.0143 U	0.0593	0.0159	0.00227 U	0.0516	0.010	0.0131 J	0.0178	0.00931
Rinsate	R0282	--	--	--	0.0543 J	0.0592	0.0237	0.0052 U	0.0732	0.0162	0.00751 J	0.0203	0.00752
Source	S0278	42.0 U	270	79.8	0.0143 U	0.0593	0.0159	0.00227 U	0.0516	0.010	0.0131 J	0.0178	0.00931

Table A.4
Rinsate and Source Comparison Summary
Subarea 5D, Round 1

Sample Type	Sample ID	H-3 ¹			U-233/U-234			U-235/U-236			U-238		
		Activity	MDC	TPU	Activity	MDC	TPU	Activity	MDC	TPU	Activity	MDC	TPU
Rinsate	R0283	--	--	--	-0.0238 U	0.0764	0.0151	0.0132 J	0.0179	0.00938	-0.000855 U	0.0484	0.0101
Source	S0278	42.0 U	270	79.8	0.0143 U	0.0593	0.0159	0.00227 U	0.0516	0.010	0.0131 J	0.0178	0.00931
Rinsate	R0284	--	--	--	-0.00225 U	0.0718	0.0154	0.029 J	0.0563	0.0189	0.00 J	0.0194	0.00717
Source	S0148	103 U	353	106	-0.0109 U	0.0848	0.0182	0.00845 J	0.0229	0.00847	0.00684 J	0.0185	0.00685
Rinsate	R0286	--	--	--	-0.0177 U	0.0901	0.0182	0.00 J	0.0244	0.00901	0.00727 J	0.0197	0.00729
Source	S0278	42.0 U	270	79.8	0.0143 U	0.0593	0.0159	0.00227 U	0.0516	0.010	0.0131 J	0.0178	0.00931
Rinsate	R0288	--	--	--	0.0322 J	0.0698	0.0216	0.0282 J	0.0548	0.0184	0.0348 J	0.0189	0.0157
Source	S0278	42.0 U	270	79.8	0.0143 U	0.0593	0.0159	0.00227 U	0.0516	0.010	0.0131 J	0.0178	0.00931
Rinsate	R0290	--	--	--	-0.0255 U	0.131	0.0289	0.0109 J	0.0295	0.0109	-0.00388 U	0.0696	0.0126
Source	S0278	42.0 U	270	79.8	0.0143 U	0.0593	0.0159	0.00227 U	0.0516	0.010	0.0131 J	0.0178	0.00931
Rinsate	R0292	--	--	--	-0.0196 U	0.122	0.0215	0.00 J	0.045	0.0166	0.0306 J	0.0855	0.0253
Source	S0278	42.0 U	270	79.8	0.0143 U	0.0593	0.0159	0.00227 U	0.0516	0.010	0.0131 J	0.0178	0.00931
Rinsate	R0294	--	--	--	0.0143 U	0.0978	0.0237	0.00 J	0.0416	0.0154	-0.00893 U	0.079	0.0153
Source	S0278	42.0 U	270	79.8	0.0143 U	0.0593	0.0159	0.00227 U	0.0516	0.010	0.0131 J	0.0178	0.00931
Rinsate	R0296	--	--	--	-0.0256 U	0.149	0.0285	0.00 J	0.0459	0.017	0.0312 J	0.0872	0.0258
Source	S0278	42.0 U	270	79.8	0.0143 U	0.0593	0.0159	0.00227 U	0.0516	0.010	0.0131 J	0.0178	0.00931
Rinsate	R0298	50.8 U	268	79.5	-0.00981 U	0.105	0.0246	0.0174 J	0.0236	0.0124	0.00395 U	0.0556	0.0123
Source	S0278	42.0 U	270	79.8	0.0143 U	0.0593	0.0159	0.00227 U	0.0516	0.010	0.0131 J	0.0178	0.00931
Rinsate	R0300	--	--	--	0.00863 U	0.0506	0.0121	0.00 J	0.0266	0.00984	0.0159 J	0.0215	0.0113
Source	S0278	42.0 U	270	79.8	0.0143 U	0.0593	0.0159	0.00227 U	0.0516	0.010	0.0131 J	0.0178	0.00931
Rinsate	R0302	--	--	--	-0.0188 U	0.0801	0.0142	0.00 J	0.0296	0.011	0.00248 U	0.0563	0.0109
Source	S0278	42.0 U	270	79.8	0.0143 U	0.0593	0.0159	0.00227 U	0.0516	0.010	0.0131 J	0.0178	0.00931
Rinsate	R0304	--	--	--	-0.0147 U	0.0739	0.0136	0.0107 U	0.0534	0.0133	0.0038 U	0.0535	0.0118
Source	S0278	42.0 U	270	79.8	0.0143 U	0.0593	0.0159	0.00227 U	0.0516	0.010	0.0131 J	0.0178	0.00931

Table A.4
Rinsate and Source Comparison Summary
Subarea 5D, Round 1

Sample Type	Sample ID	H-3 ¹			U-233/U-234			U-235/U-236			U-238		
		Activity	MDC	TPU	Activity	MDC	TPU	Activity	MDC	TPU	Activity	MDC	TPU
Rinsate	R0306	--	--	--	-0.0214 U	0.0724	0.0126	0.0128 U	0.0648	0.0165	0.017 U	0.0524	0.0149
Source	S0278	42.0 U	270	79.8	0.0143 U	0.0593	0.0159	0.00227 U	0.0516	0.010	0.0131 J	0.0178	0.00931
Rinsate	R0308	--	--	--	-0.0144 U	0.0829	0.0158	0.0188 J	0.0255	0.0134	0.0173 J	0.0485	0.0143
Source	S0278	42.0 U	270	79.8	0.0143 U	0.0593	0.0159	0.00227 U	0.0516	0.010	0.0131 J	0.0178	0.00931
Rinsate	R0310	--	--	--	0.0284 UJ	0.147	0.0386	-0.0261 UJ	0.143	0.0259	0.0293 J	0.0398	0.0209
Source	S0278	42.0 U	270	79.8	0.0143 U	0.0593	0.0159	0.00227 U	0.0516	0.010	0.0131 J	0.0178	0.00931
Rinsate	R0312	--	--	--	0.00821 U	0.0635	0.0161	0.0236 J	0.0459	0.0154	0.00233 U	0.0635	0.015
Source	S0278	42.0 U	270	79.8	0.0143 U	0.0593	0.0159	0.00227 U	0.0516	0.010	0.0131 J	0.0178	0.00931
Rinsate	R0314	19.7 U	350	101	0.0319 U	0.0966	0.0278	0.0119 J	0.0323	0.0119	0.00963 J	0.0261	0.00966
Source	S0278	42.0 U	270	79.8	0.0143 U	0.0593	0.0159	0.00227 U	0.0516	0.010	0.0131 J	0.0178	0.00931
Rinsate	R0333	--	--	--	0.0108 U	0.0339	0.00963	0.00532 J	0.0144	0.00533	0.0146 U	0.0469	0.0134
Source	S0278	42.0 U	270	79.8	0.0143 U	0.0593	0.0159	0.00227 U	0.0516	0.010	0.0131 J	0.0178	0.00931
Rinsate	R0335	--	--	--	-0.0177 U	0.0834	0.0165	0.00465 U	0.0656	0.0145	-0.00296 U	0.053	0.00961
Source	S0278	42.0 U	270	79.8	0.0143 U	0.0593	0.0159	0.00227 U	0.0516	0.010	0.0131 J	0.0178	0.00931
Rinsate	R0446	--	--	--	-0.014 U	0.0942	0.0185	0.0641 J	0.029	0.0265	0.00242 U	0.0551	0.0107
Source	S0278	42.0 U	270	79.8	0.0143 U	0.0593	0.0159	0.00227 U	0.0516	0.010	0.0131 J	0.0178	0.00931
Rinsate	R0448	--	--	--	-0.0156 U	0.102	0.0219	0.0123 U	0.0612	0.0153	0.0177 J	0.0495	0.0146
Source	S0278	42.0 U	270	79.8	0.0143 U	0.0593	0.0159	0.00227 U	0.0516	0.010	0.0131 J	0.0178	0.00931
Rinsate	R0450	149 U	317	97.3	-0.0258 U	0.100	0.019	0.00 J	0.0271	0.010	0.0081 J	0.022	0.00812
Source	S0278	42.0 U	270	79.8	0.0143 U	0.0593	0.0159	0.00227 U	0.0516	0.010	0.0131 J	0.0178	0.00931
Rinsate	R0452	--	--	--	-5.3E-06 U	0.102	0.0245	0.00269 U	0.0612	0.0119	0.00218 U	0.0495	0.00959
Source	S0278	42.0 U	270	79.8	0.0143 U	0.0593	0.0159	0.00227 U	0.0516	0.010	0.0131 J	0.0178	0.00931
Rinsate	R0466	--	--	--	-0.00989 U	0.0674	0.0126	-0.00366 U	0.0655	0.0119	-0.00296 U	0.053	0.0096
Source	S0278	42.0 U	270	79.8	0.0143 U	0.0593	0.0159	0.00227 U	0.0516	0.010	0.0131 J	0.0178	0.00931

Table A.4
Rinsate and Source Comparison Summary
Subarea 5D, Round 1

Sample Type	Sample ID	H-3 ¹			U-233/U-234			U-235/U-236			U-238		
		Activity	MDC	TPU	Activity	MDC	TPU	Activity	MDC	TPU	Activity	MDC	TPU
Rinsate	R0468	--	--	--	-0.03 U	0.111	0.0197	0.00 J	0.0318	0.0118	0.0312 J	0.0605	0.0203
Source	S0278	42.0 U	270	79.8	0.0143 U	0.0593	0.0159	0.00227 U	0.0516	0.010	0.0131 J	0.0178	0.00931
Rinsate	R0470	--	--	--	-0.0089 U	0.0424	0.00821	0.00822 J	0.0223	0.00824	0.00 J	0.018	0.00667
Source	S0278	42.0 U	270	79.8	0.0143 U	0.0593	0.0159	0.00227 U	0.0516	0.010	0.0131 J	0.0178	0.00931

Notes:

¹H-3 analyses was only required if it was included in the analytical suite for samples collected that day.

Refer to Table 2.1 of the Final Field Sampling Plan for Soil Sampling (HGL, 2012a) for a definition of radionuclide symbols.

Reporting units in picocuries per liter.

-- - not analyzed for

ID - Identification

MDC - minimum detectable concentration

TPU - total propagated uncertainty

J - The analyte was detected at the reported concentration; the quantitation is an estimate.

U - Not considered detected. The associated number is the reported concentration.

ATTACHMENT 2

Boring Logs

The boring logs are provided in a separate pdf on SharePoint due to size restrictions.

This page was intentionally left blank.